

COUNTY OF GILLESPIE

Kelly Eckhardt
County Treasurer

Gillespie County Courthouse
101 West Main Street, Unit #5
Room 106

Office 830-997-6521
Fax 830-990-2307

FREDERICKSBURG, TEXAS
78624-3700

AFFIDAVIT


I, Kelly Eckhardt, Treasurer, in and for the County of Gillespie, State of Texas, hereby submit the attached report of investment transactions for all invested funds held by Gillespie County Treasurer for the month ending October 31, 2019 and I certify that these investments are in compliance with the local investment policy and the Public Funds Investment Act.




Kelly Eckhardt, Gillespie County Treasurer

October 2019 Total Investment Pools	\$ 4,845,607.32
October 2019 Total Collateralized CDs	\$ 3,002,342.42
October 2019 Total Brokered CDs	\$ 4,439,000.00
October 2019 Total Collateralized Sweep Accounts	\$ 11,561,962.06
October 2019 Total Invested Funds	\$ 23,848,911.80

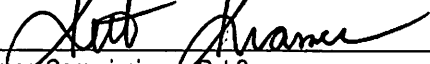
Presented, examined, and accepted at the regular term of Commissioners' Court on this the 9th day of December 2019.



Mark Stroehrer, County Judge




Charles Olfers, Commissioner, Pct. 1



Keith Kramer, Commissioner, Pct. 2



Dennis Neffendorf, Commissioner, Pct. 3



Donnie Schuch, Commissioner, Pct. 4



Mary Lynn Rusche, County Clerk

**Gillespie County Investments
10/31/2019**

Investment Pool Issuer	Maturity Date	Avg Int Rate	10/1/2019	Interest	Transfers to SSB&T Operating Account	Changes in Principal	10/31/2019
Texas Class-General Fund	on Demand	2.09%	\$1,544,769.26	\$2,741.49	\$0.00		\$1,547,510.75
Texas Class-GOB Series 2013	on Demand	2.09%	\$150,837.78	\$267.70	\$0.00		\$151,105.48
TexPool-General Fund	on Demand	2.14%	\$3,141,890.39	\$5,100.70	\$0.00		\$3,146,991.09
Total Investment Pools			\$4,837,497.43	\$8,109.89	\$0.00		\$4,845,607.32
Average Investment Pool Rate		2.11%					

Collateralized CD Issuer	Maturity Date	Interest Rate	10/1/2019	Interest	Transfers to SSB&T Operating Account	Changes in Principal	10/31/2019
SSB&T-General Fund	9/11/2020	2.00%	\$250,000.00	\$410.95		\$0.00	\$250,410.95
SSB&T-General Fund	3/11/2021	2.10%	\$250,000.00	\$431.50		\$0.00	\$250,431.50
SSB&T-General Fund	9/1/2021	2.15%	\$500,000.00	\$883.56	(\$883.56)	\$0.00	\$500,000.00
SSB&T-General Fund	9/4/2021	2.15%	\$300,000.00	\$530.13		\$0.00	\$300,530.13
SSB&T-General Fund	10/3/2021	2.00%	\$0.00			\$400,000.00	\$400,000.00
Total SSB&T Collateralized CDs			\$1,300,000.00	\$2,256.14	(\$883.56)	\$400,000.00	\$1,701,372.58
Average SSB&T CD Rate		2.08%					

Texas Regional Bank-General Fund	10/1/2019	2.10%	\$300,000.00	\$517.87	(\$535.07)	(\$300,000.00)	\$0.00
Texas Regional Bank-General Fund	10/2/2019	1.45%	\$100,000.00	\$123.15	(\$123.15)	(\$100,000.00)	\$0.00
Texas Regional Bank-General Fund	10/18/2019	2.10%	\$200,000.00	\$356.73	(\$356.73)	(\$200,000.00)	\$0.00
Texas Regional Bank-7966	10/30/2019	1.45%	\$100,000.00	\$119.18	(\$119.18)		\$100,000.00
Texas Regional Bank-7967	10/30/2019	1.45%	\$100,000.00	\$119.18	(\$119.18)		\$100,000.00
Texas Regional Bank-4048	11/11/2019	1.75%	\$100,000.00	\$143.84	(\$143.84)		\$100,000.00
Texas Regional Bank-4948	11/28/2019	2.20%	\$300,000.00	\$542.53	(\$542.53)		\$300,000.00
Texas Regional Bank-8477	12/3/2019	1.85%	\$100,000.00	\$152.05	(\$152.05)		\$100,000.00
Texas Regional Bank-4898	12/7/2019	1.85%	\$100,000.00	\$152.07	(\$152.07)		\$100,000.00
Texas Regional Bank-0285	12/15/2019	2.25%	\$100,000.00	\$184.94	(\$184.94)		\$100,000.00
Texas Regional Bank-4860	1/19/2020	2.25%	\$100,000.00	\$184.93	(\$184.93)		\$100,000.00
Texas Regional Bank-7440	8/2/2021	2.05%	\$300,463.58	\$506.26			\$300,969.84
Total Texas Regional Bank Collateralized CDs			\$1,900,463.58	\$3,102.73	(\$2,613.67)	(\$600,000.00)	\$1,300,969.84
Average Collateralized CD Rate		1.96%					

Gillespie County Investments
10/31/2019

Brokered CD Issuer	Maturity Date	Interest Rate	10/1/2019	Interest	Transfers to SSB&T Operating Account	Changes in Principal	10/31/2019	10/1/2019 Market Value	10/31/2019 Market Value
SSB&T-CDARS-General Fund	4/16/2020	2.30%	\$500,000.00	\$977.63	(\$977.63)		\$500,000.00	\$500,000.00	\$500,000.00
Total SSB&T CDARS			\$500,000.00				\$500,000.00		\$500,000.00
Average Collateralized CD Rate		2.30%							
				Accrued Interest	Transfers to SSB&T Operating Account	Changes in Principal			
FNC-Affinity-General Fund	4/3/2020	2.65%	\$243,000.00	\$3,687.28			\$243,000.00	\$243,981.72	\$244,081.35
FNC-Fifth Third Bank-General Fund	4/3/2020	2.45%	\$244,000.00	\$3,455.78			\$244,000.00	\$244,736.88	\$244,878.40
FNC-BankUnited, NA-General Fund	5/29/2020	2.45%	\$244,000.00	\$2,522.22			\$244,000.00	\$245,005.28	\$245,180.96
FNC-Berkshire Bank-General Fund	5/29/2020	2.40%	\$244,000.00	\$2,470.75			\$244,000.00	\$244,924.76	\$245,110.20
Total FNC Brokered CDs			\$975,000.00	\$12,136.03	\$0.00	\$0.00	\$975,000.00	\$978,648.64	\$979,250.91
Average FNC Brokered CD Rate		2.49%							
MSB-Morgan Stanley Bank NA-General Fund	12/9/2019	1.95%	\$250,000.00	\$1,950.00	\$0.00		\$250,000.00	\$250,017.50	\$250,105.00
MSB-First Technology Fed CU-General Fund	12/16/2019	2.00%	\$250,000.00	\$219.18	(\$410.96)		\$250,000.00	\$250,050.00	\$250,140.00
MSB-Customers Bank-General Fund	2/21/2020	2.40%	\$246,000.00	\$2,135.15	\$0.00		\$246,000.00	\$246,514.14	\$246,632.22
MSB-Bank Ozark-General Fund	3/6/2020	2.40%	\$245,000.00	\$2,352.00	\$0.00		\$245,000.00	\$245,568.40	\$245,700.70
MSB-New York Community Bank-General Fund	5/22/2020	2.45%	\$244,000.00	\$2,620.49	\$0.00		\$244,000.00	\$244,971.12	\$245,141.92
MSB-First Alliance CU-General Fund	6/12/2020	2.45%	\$244,000.00	\$2,276.55	\$0.00		\$244,000.00	\$245,076.04	\$245,261.48
MSB-Dime Community Bank-General Fund	9/14/2020	2.40%	\$247,000.00	\$2,257.51	\$0.00		\$247,000.00	\$248,407.90	\$248,607.97
MSB-USAlliance Fec CU-General Fund	5/28/2021	2.50%	\$249,000.00	\$34.11	(\$1,040.34)		\$249,000.00	\$250,167.81	\$250,389.42
MSB-Ally Bank-General Fund	6/14/2021	2.40%	\$247,000.00	\$2,273.75	\$0.00		\$247,000.00	\$249,479.88	\$249,581.15
MSB-Goldman Sachs-General Fund	6/14/2021	2.40%	\$247,000.00	\$2,289.99	\$0.00		\$247,000.00	\$249,479.88	\$249,581.15
MSB-Morgan Stanley Private Bank-General Fund	6/14/2021	2.45%	\$246,000.00	\$2,311.73	\$0.00		\$246,000.00	\$248,674.02	\$248,767.50
MSB-University Iowa Community CU-General Fund	6/14/2021	2.45%	\$249,000.00	\$501.41	(\$501.41)		\$249,000.00	\$251,716.59	\$251,813.70
Total MSB Brokered CDs			\$2,964,000.00	\$21,221.87	(\$1,952.71)	\$0.00	\$2,964,000.00	\$2,980,123.28	\$2,981,722.21
Average MSB Brokered CD Rate		2.35%							
Collateralized Sweep Account Issuer	Maturity Date	Interest Rate	10/1/2019	Interest	Deposits	Withdrawals	10/31/2019		
Security State Bank & Trust-General	on Demand	1.98%	\$12,205,402.90	\$19,528.38	\$1,947,255.59	(\$2,777,175.76)	\$11,395,011.11		
Security State Bank & Trust-COB2001-I&S	on Demand	1.98%	\$31,754.58	\$54.61	\$3,182.21	\$0.00	\$34,991.40		
Security State Bank & Trust-GOB 2013-I&S	on Demand	1.98%	\$86,984.63	\$153.14	\$18,018.97	\$0.00	\$105,156.74		
Security State Bank & Trust-2013 Jail Project	on Demand	1.98%	\$26,762.35	\$40.46	\$0.00	\$0.00	\$26,802.81		
Total Collateralized Sweep Accounts			\$12,350,904.46	\$19,776.59	\$1,968,456.77	(\$2,777,175.76)	\$11,561,962.06		
Average Collateralized Sweep Account Rate		1.98%							
Total Invested Funds			\$24,827,865.47				\$23,848,911.80		

Pledge Report by Maturity Date
Pledge B: GILLESPIE COUNTY - TEXAS

Safekeeping Receipt	SK Code	Cusip	ID #	Current Face	Original Face	Description	ASC			Maturity	Book Value	Fair Value
							320	Moody / S&P	Coupon			
1006	481117CR8	102429	135,000 00	135,000 00	JOURDANTON TX C/O GO QTEO	HTM	NR / AA-	2 000	02/01/2020	135,110 99	135,191 39	
1006	151735FV4	103290	500,000 00	500,000 00	CENTER TX ISD GO PSF QTEO	HTM	NR / AAA	3 000	02/15/2020	502,827 08	502,601 87	
1006	270299FB1	103352	235,000 00	235,000 00	EARLY TX REF GO AGM QTEO	HTM	NR / AA	2 000	02/15/2020	235,529 52	235,429 50	
1006	403413AY3	103402	210,000 00	210,000 00	GUTHRIE COMMON SD TX REF GO QTEO	HTM	NR / A+	5 000	02/15/2020	212,347 68	212,168 17	
1006	733460HM4	102614	390,000 00	390,000 00	PORT ARANSAS TX ISD GO PSF QTEO PRE-R	HTM	NR / AAA	3 000	02/15/2020	390,782 72	392,029 46	
1006	970650DW4	102660	245,000 00	245,000 00	WILLIS TX GO AGM QTEO	HTM	A2 / AA	3 000	08/01/2020	246,186 34	247,938 31	
1006	159471AF8	103580	245,000 00	245,000 00	CHAPEL HILL TX ISD TITUS CNTY REF GO P	HTM	NR / AAA	2 500	02/15/2021	247,447 53	247,471 32	
1006	270299FC9	103353	240,000 00	240,000 00	EARLY TX REF GO AGM QTEO	HTM	NR / AA	2 000	02/15/2021	241,941 37	241,796 40	
1006	486188EJ0	102402	375,000 00	375,000 00	KAUFMAN CNTY TX GO AGM	AFS	NR / AA	3 000	02/15/2021	378,975 74	382,791 26	
1006	89438EHB3	102301	220,000 00	220,000 00	TRAVIS CNTY TX MUD #3 RFDG-SER A GO	AFS	A1 / NR	3 000	09/01/2021	220,000 00	221,015 01	
1006	208435NE3	102168	610,000 00	610,000 00	CONROE TX WTR & SWR REV AGM QTEO	HTM	NR / AA	3 000	11/15/2021	614,582 81	618,254 80	
1006	899474UY4	103514	310,000 00	310,000 00	TULOSO-MIDWAY TX ISD REF GO PSF QTEC	HTM	NR / AAA	3 000	02/15/2022	316,923 93	322,097 23	
1006	932440BS8	103584	385,000 00	385,000 00	WALLER CNTY TX GO BDS 2017 QTEO	HTM	NR / AA	3 000	02/15/2022	395,144 40	398,584 15	
1006	385082HZ8	102164	230,000 00	230,000 00	GRANBURY TX UTIL SYS REV AGM QTEO	HTM	A2 / AA	4 000	09/15/2022	231,937 12	234,544 30	
1006	046573GE5	103474	430,000 00	430,000 00	ATASCOSA CNTY TX C/O GO QTEO	HTM	NR / AA	3 000	02/01/2023	443,091 70	450,717 67	
1006	882057CP5	102018	200,000 00	200,000 00	TEXARKANA TX WW & SS REV AMBAC SIN	HTM	A1 / AA-	4 250	02/01/2023	200,000 00	201,290 96	
1006	929831FX8	103497	450,000 00	450,000 00	WACO TX C/O GO QTEO	HTM	Aa1 / AA+	3 000	02/01/2023	462,297 05	471,681 29	
1006	157789GX0	103579	480,000 00	480,000 00	CHAMBERS CNTY TX GO QTEO	HTM	NR / AA	3 000	03/01/2023	498,242 60	505,209 00	
1006	006514GC1	103457	250,000 00	250,000 00	ADDICKS TX UD WW & SS GO BAM QTEO	HTM	NR / AA	2 250	09/01/2023	247,803 51	253,860 01	
1006	970007LR9	103369	230,000 00	230,000 00	WILLIAMSON CNTY TX WW&SS IRR & DRAI	HTM	A3 / AA	3 000	09/01/2023	235,851 01	235,471 87	
1006	385082JA1	102165	240,000 00	240,000 00	GRANBURY TX UTIL SYS REV AGM QTEO	HTM	A2 / AA	4 000	09/15/2023	241,639 34	244,741 88	
1006	016140NG6	103484	210,000 00	210,000 00	ALICE TX REF GO AGM QTEO	HTM	NR / AA	4 000	02/01/2024	222,628 64	231,301 66	
1006	286525QG8	103472	395,000 00	395,000 00	ELGIN TX C/O GO BAM QTEO	HTM	Baa1 / AA	4 000	07/15/2024	424,757 49	438,780 32	
1006	877294SS8	103577	260,000 00	260,000 00	TAYLOR TX GO REF BDS 2017 QTEO	HTM	NR / AA-	4 000	08/15/2024	283,323 12	289,255 04	
1006	006514GD9	103458	250,000 00	250,000 00	ADDICKS TX UD WW & SS GO BAM QTEO	HTM	NR / AA	2 500	09/01/2024	248,365 85	255,434 42	
1006	046573GG0	103487	460,000 00	460,000 00	ATASCOSA CNTY TX C/O GO QTEO	HTM	NR / AA	3 000	02/01/2025	476,476 90	492,866 63	
1006	078275X25	103451	925,000 00	925,000 00	BELLAIRE TX REF GO QTEO	HTM	NR / AAA	2 000	02/15/2025	911,675 68	947,772 46	
1006	513642EA2	102484	245,000 00	245,000 00	LAMPASAS TX GO SINKING FUND QTEO	HTM	NR / AA-	3 000	02/15/2025	247,158 14	249,045 27	
1006	38588NEZ8	102903	250,000 00	250,000 00	GRAND LAKES MUD #1 TX GO AGM QTEO	AFS	NR / AA	4 000	04/01/2025	257,091 56	261,621 28	
1006	622707RU3	102910	250,000 00	250,000 00	MOUNT PLEASANT TX ISD GO BAM SINK Q	HTM	A1 / AA	3 500	08/15/2025	252,495 43	253,687 89	
1006	770043KP1	102653	250,000 00	250,000 00	ROANOKE TX GO QTEO	HTM	NR / AA	3 750	08/15/2025	253,797 46	258,811 03	
1006	89440AFZ6	103395	295,000 00	295,000 00	TRAVIS CNTY TX MUD #11 REF GO BAM SINK	AFS	NR / AA	4 000	08/15/2025	317,457 31	315,320 79	
1006	882722PE5	103479	500,000 00	500,000 00	TEXAS ST VETERANS HSG ASSISTANCE PRI	AFS	Aaa / NR	5 000	12/01/2025	501,442 50	502,065 00	
1006	626752SV2	102862	285,000 00	285,000 00	MURPHY TX WW & SS GO SINK QTEO	HTM	NR / AA	3 500	02/15/2026	294,729 68	307,369 96	
1006	262061MV3	103666	250,000 00	250,000 00	DRIPPING SPRINGS TX ISD GO PSF QTEO	HTM	NR / AAA	3 000	08/15/2026	255,225 97	256,562 96	
1006	465542FY9	103413	240,000 00	240,000 00	ITASCA TX ISD SCH BLDG GO PSF QTEO	HTM	NR / AAA	4 000	08/15/2026	245,322 49	244,752 68	
1006	34682EKR3	103295	585,000 00	585,000 00	FORT BEND CNTY TX MUD #123 GO BAM Q	AFS	A3 / AA	4 000	09/01/2026	623,157 52	632,936 85	

Note Refer to the U S Government and Agency Ratings report for ratings on treasury, agency, and pass through securities

Pledge Report by Maturity Date
Pledge B: GILLESPIE COUNTY - TEXAS

Safekeeping Receipt	SK Code	Cusip	ID #	Current Face	Original Face	Description	ASC			Maturity	Book Value	Fair Value
							320	Moody / S&P	Coupon			
1006	016140NLS	103483	490,000 00	490,000 00	ALICE TX REF GO AGM QTEO	HTM	NR / AA	4 000	02/01/2028	520,833 63	551,091 89	
1006	566022QD4	102870	500,000 00	500,000 00	MARBLE FALLS TX GO QTEO	HTM	NR / AA	4 000	02/01/2028	525,335 02	544,942 53	
1006	626752SX8	102861	305,000 00	305,000 00	MURPHY TX WW & SS GO SINK QTEO	HTM	NR / AA	4 000	02/15/2028	318,756 27	333,933 36	
1006	31307CQS0	102578	356,670 43	1,000,000 00	FHLMC J #24065	HTM		2 500	06/01/2028	355,488 54	359,679 84	
1006	36179NFD5	102601	360,670 82	1,101,948 00	GNMA II #MA1064	HTM		2 500	06/20/2028	359,057 48	363,488 56	
1006	36179NHJ0	102604	334,590 03	1,000,000 00	GNMA II #MA1133	HTM		2 500	07/20/2028	334,230 66	337,204 01	
1006	121295FY0	103325	480,000 00	480,000 00	BURKBURNETT TX C/O WW & SS GO BAM !	HTM	NR / AA	3 000	02/15/2029	505,871 98	514,733 72	
1006	921237DH3	103520	255,000 00	255,000 00	VAN TX C/O GO BAM SINKING FUND QTEO	HTM	A3 / AA	3 000	08/15/2029	257,611 41	274,412 76	
1006	894520E43	103394	345,000 00	345,000 00	TRAVIS CNTY TX WTR CTL & IMPT DIST #01	AFS	NR / AA	4 000	11/01/2029	355,112 94	352,976 22	
1006	492350DF7	103350	270,000 00	270,000 00	KERR CNTY TX C/O GO QTEO	HTM	NR / AA	4 000	02/15/2030	278,547 11	278,002 83	
1006	782203CD3	103496	425,000 00	425,000 00	RUSK TX WW & SWR SYS C/O BAM-TCRS G	AFS	NR / AA	4 000	02/15/2030	440,034 57	443,767 75	
1006	924648JS8	103392	525,000 00	525,000 00	VERNON TX REF GO MAC SINKING FUND Q	HTM	NR / AA	4 000	03/15/2030	586,594 28	591,470 19	
1006	488818EP6	103449	215,000 00	215,000 00	KENEDY TX C/O GO SINKING FUND QTEO	HTM	NR / AA-	4 000	05/01/2030	230,909 52	239,207 41	
1006	897062ES0	103355	345,000 00	345,000 00	TROPHY CLUB TX GO AGC QTEO	HTM	Aa3 / AA+	4 125	09/01/2030	353,173 95	352,070 51	
1006	077131JT8	103490	285,000 00	285,000 00	BEEVILLE TX C/O GO AGM SINKING FUND C	HTM	NR / AA	4 000	08/15/2031	304,202 20	311,315 15	
1006	244109P32	103361	245,000 00	245,000 00	DEER PARK TX C/O GO QTEO	HTM	NR / AAA	4 000	03/15/2032	253,356 06	252,940 64	
1006	3128P73X9	102571	475,951 55	1,000,000 00	FHLMC C #91714	HTM		3 000	07/01/2033	474,341 75	485,470 58	
1006	36225C5S1	101528	81,953 26	1,000,000 00	GNMA II #80856 ADJ RT	AFS		4 000	03/20/2034	81,937 49	82,836 21	
1006	36225DH49	101551	101,086 30	2,000,000 00	GNMA II #81150 ADJ RT	AFS		4 125	11/20/2034	101,086 30	102,424 34	
1006	36225DHX5	101552	62,536 78	2,000,000 00	GNMA II #81145 ADJ RT	AFS		4 125	11/20/2034	62,453 94	63,133 79	
1006	36225E5X6	101907	98,791 26	1,000,000 00	GNMA II #82661 ARM	AFS		4 125	11/20/2040	98,791 26	99,949 19	
1006	36225E5X6	101913	98,791 26	1,000,000 00	GNMA II #82661 ARM	AFS		4 125	11/20/2040	98,791 26	99,949 19	
Items 59				18,916,041 69	28,046,948 00			3 360		19,410,285 80	19,727,470 76	

Status Codes N = New Purchase S = Sold M = Matured C = Called O = Paid Off * = Pre-refunded T = ASC 320 Transfer I = Impaired

Note Refer to the U S Government and Agency Ratings report for ratings on treasury, agency and pass through securities

Pledges By Pledgee And Maturity



Pledged To: GILLESPIE CO

Texas Regional Bank - McAllen, TX

As Of 10/31/2019

Page 22 of 33

Receipt# Safekeeping Location	CUSIP	ASC 320	Description Maturity Prerefund	Pool/Type Coupon	Moody S&P	Original Face Pledged Percent	Pledged			
							Original Face	Par	Book Value	Market Value
FHLB: FED HOME LOAN BANK	31410LGN6	AFS	FNMA 15YR 01/01/27	890405 3.50		1,655,000.00 100.00%	1,655,000.00	304,071.06	314,547.91	316,453.95
FHLB: FED HOME LOAN BANK	3128MECD1	AFS	FHLMC 15YR 11/01/29	G15268 3.50		1,700,000.00 100.00%	1,700,000.00	685,800.13	722,157.44	717,592.94
FHLB: FED HOME LOAN BANK	3138ETYH3	AFS	FNMA 20YR 04/01/36	AL8811 4.00		1,625,000.00 100.00%	1,625,000.00	956,028.01	1,015,776.29	1,014,417.11
3 Securities Pledged To: L - GILLESPIE CO							4,980,000.00	1,945,899.20	2,052,481.64	2,048,464.00

Although the information in this report has been obtained from sources believed to be reliable, its accuracy cannot be guaranteed.
10/31/2019 2:11 PM - JDB / TRBC