

COUNTY OF GILLESPIE

Kelly Eckhardt
County Treasurer

Gillespie County Courthouse
101 West Main Street, Unit #5
Room 106

Office 830-997-6521
Fax 830-990-2307

FREDERICKSBURG, TEXAS
78624-3700

AFFIDAVIT


I, Kelly Eckhardt, Treasurer, in and for the County of Gillespie, State of Texas, hereby submit the attached report of investment transactions for all invested funds held by Gillespie County Treasurer for the month ending November 30, 2020 and I certify that these investments are in compliance with the local investment policy and the Public Funds Investment Act.




Kelly Eckhardt, Gillespie County Treasurer

November 2020 Total Investment Pools	\$ 4,837,818.46
November 2020 Total Collateralized CDs	\$ 3,051,426.17
November 2020 Total Brokered CDs	\$ 2,963,000.00
November 2020 Total Collateralized Sweep Accounts	\$ 14,006,042.02
November 2020 Total Invested Funds	\$ 24,858,286.65


Presented, examined, and accepted at the regular term of Commissioners' Court on this the 8th day of February, 2021.




Mark Stroehrer, County Judge




Charles Olfers, Commissioner, Pct.1



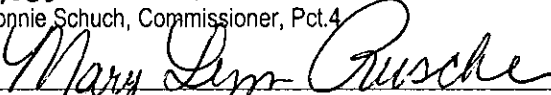
Keith Kramer, Commissioner, Pct.2



Dennis Neffendorf, Commissioner, Pct.3



Donnie Schuch, Commissioner, Pct.4



Mary Lynn Rusche, County Clerk

Corrected

Gillespie County Investments
11/30/2020

Investment Pool Issuer	Maturity Date	Avg Int Rate	11/1/2020	Interest	Transfers to SSB&T Operating Account	Changes in Principal	11/30/2020
Texas Class-General Fund	on Demand	0.15%	\$1,563,760.96	\$190.49	\$0.00		\$1,563,951.45
Texas Class-GOB Series 2013	on Demand	0.15%	\$102,652.61	\$12.49	\$0.00		\$102,665.10
TexPool-General Fund	on Demand	0.12%	\$3,170,881.08	\$320.83	\$0.00		\$3,171,201.91
Total Investment Pools		0.14%	\$4,837,294.65	\$523.81	\$0.00		\$4,837,818.46
Average Investment Pool Rate							
Collateralized CD Issuer	Maturity Date	Interest Rate	11/1/2020	Interest	Transfers to SSB&T Operating Account	Changes in Principal	11/30/2020
SSB&T-0220	3/11/2021	2.10%	\$255,744.77	\$454.89	\$0.00	\$0.00	\$256,199.66
SSB&T-4120	9/1/2021	2.15%	\$500,000.00	\$0.00	\$0.00	\$0.00	\$500,000.00
SSB&T-0055	9/4/2021	2.15%	\$307,059.97	\$559.17	\$0.00	\$0.00	\$307,619.14
SSB&T-0253	10/3/2021	2.00%	\$408,079.22	\$691.28	\$0.00	\$0.00	\$408,770.50
SSB&T-0576	12/10/2021	1.75%	\$355,138.81	\$526.40	\$0.00	\$0.00	\$355,665.21
SSB&T-0154	9/11/2021	0.55%	\$255,165.64	\$119.20	\$0.00	\$0.00	\$255,284.84
Total SSB&T Collateralized CDs			\$2,081,188.41	\$2,350.94	\$0.00	\$0.00	\$2,083,539.35
Average SSB&T CD Rate		1.78%					
Texas Regional Bank-4948	11/28/2020		\$152,081.06	\$213.12		(\$152,294.18)	\$0.00
Texas Regional Bank-0285	12/15/2020	1.65%	\$101,387.35	\$142.08			\$101,529.43
Texas Regional Bank-4860	7/19/2021	1.57%	\$101,378.13	\$135.18			\$101,513.31
Texas Regional Bank-7440	8/2/2021	2.05%	\$307,215.26	\$534.89			\$307,750.15
Texas Regional Bank-4048	8/11/2021	1.80%	\$101,514.34	\$155.19			\$101,669.53
Texas Regional Bank-7966	10/30/2021	0.35%	\$101,514.34	\$30.18			\$101,544.52
Texas Regional Bank-7967	10/30/2021	0.35%	\$101,514.34	\$30.18			\$101,544.52
Texas Regional Bank-4948	11/28/2021	0.20%	\$152,294.18	\$0.00			\$152,294.18
Total Texas Regional Bank Collateralized CDs			\$1,118,899.00	\$1,240.82	\$0.00	(\$152,294.18)	\$967,845.64
Average Collateralized CD Rate		1.46%					

Gillespie County Investments
11/30/2020

Brokered CD Issuer	Maturity	Interest	11/1/2020	Accrued Interest	Transfers to SSB&T Operating Account	Changes in Principal	11/30/2020	11/1/2020	11/30/2020
FNC-Valley National Bank	4/8/2021	1.25%	\$246,000.00	\$1,735.48			\$246,000.00	\$247,303.80	\$247,303.80
FNC-Truist Bank	4/20/2021	1.15%	\$247,000.00	\$1,501.96			\$247,000.00	\$248,286.87	\$248,286.87
FNC-Wex Bank	7/9/2021	1.25%	\$241,000.00	\$181.58	\$0.00		\$241,000.00	\$242,990.66	\$242,990.66
Total FNC Brokered CDs			\$734,000.00	\$3,419.02	\$0.00	\$0.00	\$734,000.00	\$738,581.33	\$738,581.33
Average FNC Brokered CD Rate		1.22%							
MSB-Ally Bank	6/14/2021	2.40%	\$247,000.00	\$2,760.99	\$0.00		\$247,000.00	\$250,601.26	\$250,122.08
MSB-Goldman Sachs	6/14/2021	2.40%	\$247,000.00	\$2,777.23	\$0.00		\$247,000.00	\$250,601.26	\$250,122.08
MSB-Morgan Stanley Private Bank	6/14/2021	2.45%	\$246,000.00	\$2,807.10	\$0.00		\$246,000.00	\$249,665.40	\$249,175.86
MSB-University Iowa Community CU	6/14/2021	2.45%	\$249,000.00	\$484.70	\$0.00		\$249,000.00	\$252,710.10	\$252,214.59
MSB-BMW Bank North America	8/30/2021	1.55%	\$248,000.00	\$989.96	\$0.00		\$248,000.00	\$251,077.68	\$250,777.60
MSB-Morgan Stanley	12/13/2021	1.75%	\$247,000.00	\$2,025.06	\$0.00		\$247,000.00	\$251,633.72	\$251,297.80
MSB-Bellico Cr Un	3/30/2022	1.30%	\$249,000.00	\$0.00	(\$266.05)		\$249,000.00	\$253,242.96	\$252,981.51
MSB-American Express	3/31/2022	1.35%	\$248,000.00	\$559.53	\$0.00		\$248,000.00	\$252,426.80	\$252,144.08
MSB-Cadence Bank	3/31/2022	1.20%	\$248,000.00	\$489.21	\$0.00		\$248,000.00	\$251,910.96	\$251,662.96
Total MSB Brokered CDs			\$2,229,000.00	\$12,893.78	(\$266.05)	\$0.00	\$2,229,000.00	\$2,263,870.14	\$2,260,498.56
Average MSB Brokered CD Rate		1.87%							

Collateralized Sweep Account Issuer	Maturity Date	Interest Rate	11/1/2020	Interest	Deposits	Withdrawals	11/30/2020
Security State Bank & Trust-General	on Demand	0.10%	\$13,998,626.10	\$1,128.62	\$2,444,566.37	(\$2,757,579.13)	\$13,686,741.96
Security State Bank & Trust-COB2001-i&S	on Demand	0.10%	\$57,892.77	\$5.76	\$23,149.29	\$0.00	\$81,047.82
Security State Bank & Trust-GOB 2013-i&S	on Demand	0.10%	\$58,709.68	\$10.57	\$131,174.10	\$0.00	\$189,894.35
Security State Bank & Trust-2013 Jail Project	on Demand	0.10%	\$48,353.93	\$3.96	\$0.00	\$0.00	\$48,357.89
Total Collateralized Sweep Accounts			\$14,163,582.48	\$1,148.91	\$2,598,889.76	(\$2,757,579.13)	\$14,006,042.02
Average Collateralized Sweep Account Rate		0.10%					
Total Invested Funds			\$25,163,964.54				\$24,858,245.47

SK	Code	Cusip	ID #	Current Face	Original Face	Description	ASC	320	Moody / S&P	Coupon	Maturity	Book Value	Fair Value
1006	270299FC9	103353		240,000.00	240,000.00	EARLY TX REF GO AGM QTEO	HTM		NR / AA	2.000	02/15/2021	240,309.61	240,844.15
1006	486188E10	102402		375,000.00	375,000.00	KAUFMAN CNTY TX GO AGM	AFS		NR / AA	3.000	02/15/2021	375,634.07	377,079.48
1006	208435NE3	102168		610,000.00	610,000.00	CONROE TX WTR & SWR REV AGM QTEO	HTM		NR / AA	3.000	11/15/2021	610,000.00	616,628.81
1006	881830K69	103729		380,000.00	380,000.00	TEXARKANA TX GO QTEO	HTM		NR / AA-	3.500	02/15/2022	389,527.82	394,080.40
1006	899474U14	103514		310,000.00	310,000.00	TULOSO-MIDWAY TX ISD REF GO PSF QTEC HTM	HTM		NR / AAA	3.000	02/15/2022	313,646.83	320,232.23
1006	932440BS8	103584		385,000.00	385,000.00	WALLER CNTY TX GO BDS 2017 QTEO	HTM		NR / AA	3.000	02/15/2022	390,343.05	396,948.24
1006	046573GE5	103474		430,000.00	430,000.00	ATASCOSA CNTY TX C/O GO QTEO	HTM		NR / AA-	3.000	02/15/2022	438,727.81	453,451.05
1006	929831PX8	103497		450,000.00	450,000.00	WACO TX C/O GO QTEO	HTM		Aa1 / AA+	3.000	02/15/2023	458,198.02	474,541.80
1005	157789GX0	103579		480,000.00	480,000.00	CHAMBERS CNTY TX GO QTEO	HTM		NR / AA	3.000	03/01/2023	492,313.76	508,204.26
1006	006514GC1	103457		250,000.00	250,000.00	ADDICKS TX UD WW & SS GO BAM QTEO	HTM		NR / AA	3.000	09/01/2023	248,424.26	259,715.54
1006	970007LR9	103369		230,000.00	230,000.00	WILLIAMSON CNTY TX WW&SS IRR & DRAJ HTM	HTM		A3 / AA	3.000	09/01/2023	232,393.60	234,100.16
1006	016140NG6	103484		210,000.00	210,000.00	ALICE TX REF GO AGM QTEO	HTM		NR / AA	4.000	02/01/2024	219,409.58	232,940.92
1006	286525QG8	103472		395,000.00	395,000.00	ELGIN TX C/O GO BAM QTEO	HTM		Baa1 / AA	4.000	07/15/2024	417,906.62	438,652.14
1006	877294SS8	103577		260,000.00	260,000.00	TAYLOR TX GO REF BDS 2017 QTEO	HTM		NR / AA-	4.000	08/15/2024	278,047.02	292,912.20
1006	006514GD9	103458		250,000.00	250,000.00	ADDICKS TX UD WW & SS GO BAM QTEO	HTM		NR / AA	2.500	09/01/2024	248,732.13	260,686.45
1006	046573GG0	103487		460,000.00	460,000.00	ATASCOSA CNTY TX C/O GO QTEO	HTM		NR / AA-	3.000	02/01/2025	473,076.88	505,784.26
1006	078275X25	103451		925,000.00	925,000.00	BELLAIRE TX REF GO QTEO	HTM		NR / AAA	2.000	02/15/2025	914,404.90	985,734.44
1006	513642EA2	102484		245,000.00	245,000.00	LAMPASAS TX GO SINKING FUND QTEO	HTM		NR / AA-	3.000	02/15/2025	245,344.19	246,261.43
1006	38588NEZ8	102903		250,000.00	250,000.00	GRAND LAKES MUD #1 TX GO AGM QTEO	AFS		NR / AA	4.000	04/01/2025	253,912.56	259,899.17
1006	622707RU3	102910		250,000.00	250,000.00	MOUNT PLEASANT TX ISD GO BAM SINK Q HTM	HTM		A1 / AA	3.500	08/15/2025	251,497.76	255,425.03
1006	770043KP1	102653		250,000.00	250,000.00	ROANOKE TX GO QTEO	HTM		NR / AA	3.750	08/15/2025	251,497.76	255,425.03
1006	89440AFZ6	103395		295,000.00	295,000.00	TRAVIS CNTY TX MUD #11 REF GO BAM SIF AFS	AFS		NR / AA	4.000	08/15/2025	311,036.22	317,683.56
1006	626752SV2	102862		285,000.00	285,000.00	MURPHY TX WW & SS GO SINK QTEO	HTM		NR / AA+	3.500	02/15/2026	292,272.03	310,511.07
1006	262061MV3	103666		250,000.00	250,000.00	DRIPPING SPRINGS TX ISD GO PSF QTEO	HTM		NR / AAA	3.000	08/15/2026	252,061.17	254,504.31
1006	34682EKR3	103295		585,000.00	585,000.00	FORT BEND CNTY TX MUD #123 GO BAM Q' AFS	AFS		A3 / AA	4.000	09/01/2026	612,373.89	635,943.06
1006	016140NL5	103483		490,000.00	490,000.00	ALICE TX REF GO AGM QTEO	HTM		NR / AA	4.000	02/01/2028	515,489.13	563,133.80
1006	566022QD4	102870		500,000.00	500,000.00	MARBLE FALLS TX GO QTEO	HTM		NR / AA	4.000	02/01/2028	518,377.07	549,411.97
1006	626752SX8	102861		305,000.00	305,000.00	MURPHY TX WW & SS GO SINK QTEO	HTM		NR / AA+	4.000	02/15/2028	315,281.56	336,477.21
1006	31307CQS0	102578		261,677.66	261,677.66	FILM.C.J #24065	HTM		NR / AA+	2.500	06/01/2028	260,891.06	272,635.41
1006	36179NFD5	102601		238,489.77	238,489.77	GNMA II #MA1064	HTM		NR / AA	2.500	06/20/2028	257,430.66	268,667.80
1006	36179NHU0	102604		242,887.05	242,887.05	GNMA II #MA1133	HTM		NR / AA	2.500	07/20/2028	242,650.12	252,450.73
1006	121295FY0	103325		480,000.00	480,000.00	BURKBURNETT TX C/O WW & SS GO BAM: HTM	HTM		NR / AA	3.000	02/15/2030	501,415.19	529,687.24
1006	921237DH3	103320		255,000.00	255,000.00	VAN TX C/O GO BAM SINKING FUND QTEO	HTM		A3 / AA	3.000	08/15/2029	257,194.70	283,493.16
1006	492350DF7	103350		270,000.00	270,000.00	KERR CNTY TX C/O GO QTEO	HTM		NR / AA	4.000	02/15/2030	271,363.12	271,985.00
1006	782203CD3	103496		425,000.00	425,000.00	RUSK TX WW & SWR SYS C/O BAM-TCRS G AFS	AFS		NR / AA	4.000	02/15/2030	432,918.69	440,284.46
1006	924648IS8	103392		525,000.00	525,000.00	VERNON TX REF GO MAC SINKING FUND Q' HTM	HTM		NR / AA	4.000	03/15/2030	576,122.72	604,847.80
1006	488818EP6	103449		215,000.00	215,000.00	KENEDY TX C/O GO SINKING FUND QTEO	HTM		NR / AA-	4.000	05/01/2030	227,775.87	243,253.63

Note: Refer to the U.S. Government and Agency Ratings report for ratings on treasury, agency and pass through securities

SK	Receipt	Code	Cusip	ID #	Current Face	Original Face	Description	ASC	Moody/S&P	Coupon	Maturity	Book Value	Fair Value
1006		970667WLI		103732	500,000.00	500,000.00	WILLIS TX ISD REF BDS 2012 GO PSF QTEO	HTM	Aaa / NR	2.750	02/15/2031	506,182.98	514,118.25
1006		077131J78		103490	285,000.00	285,000.00	BEEVILLE TX C/O GO AGM SINKING FUND C	HTM	NR / AA	4.000	08/15/2031	299,858.31	315,554.82
1006		244109F32		103361	245,000.00	245,000.00	DEER PARK TX C/O GO QTEO	HTM	NR / AAA	4.000	03/15/2032	246,759.18	247,546.65
1006		3128P73X9		102571	376,404.26	1,000,000.00	FILM C #91714	HTM		3.000	07/01/2033	375,187.63	396,753.62
1006		36225C5S1		101528	66,564.02	1,000,000.00	GNMA II #80856 ADJ RT	AFS		3.000	03/20/2034	66,552.09	68,220.80
1006		36225DH49		101551	81,153.50	2,000,000.00	GNMA II #81150 ADJ RT	AFS		3.125	11/20/2034	81,153.50	82,986.55
1006		36225DHX5		101552	37,997.02	2,000,000.00	GNMA II #81145 ADJ RT	AFS		3.125	11/20/2034	37,958.86	38,764.12
1006		36225ESX6		101907	74,145.54	1,000,000.00	GNMA II #82661 ARM	AFS		3.125	11/20/2040	74,145.54	76,143.01
1006		36225ESX6		101913	74,145.54	1,000,000.00	GNMA II #82661 ARM	AFS		3.125	11/20/2040	74,145.54	76,143.01
Items 46												15,348,947.30	15,956,902.67

Note: Refer to the U.S. Government and Agency Ratings report for ratings on treasury, agency and pass through securities.

Status Codes : N = New Purchase S = Sold M = Matured C = Called O = Paid Off * = Pre-refunded T = ASC 320 Transfer I = Impaired

FHLBANK
DALLAS

Gillespie County
Kelly Eckhardt, County Treasurer
101 West Main St
Rm 5
Fredericksburg, TX 78624

Custodial Letter of Credit
Pledge Allocation Pledge Receipt

Pledge Reference #: 27000316-4 Member FHFA ID: 13389 Effective Date: 05/04/2020

Pledge allocation for the above beneficiary has been pledged by

Security State Bank & Trust
P.O. Box 471
Fredericksburg, TX 78624

Pledged Amount: \$10,000,000.00

Letter of Credit # 27000316
LOC Maturity Date 12/20/2021
LOC Issue Date 12/20/2019

IN ORDER TO COMPLY WITH 2257.045(C)(2) OF THE TEXAS GOVERNMENT CODE, PROMPTLY, BY THE CLOSE OF BUSINESS TODAY, DELIVER A COPY OF THIS TRUST RECEIPT TO YOUR DEPOSITOR.

Pledges By Pledgee And Maturity



Pledged To: GILLESPIE CO

Texas Regional Bank - McAllen, TX

As Of 11/30/2020

Page 26 of 39

Receipt# Safekeeping Location	CUSIP	ASC 320	Description Maturity Prerefund	Pool/Type Coupon	Moody S&P	Original Face Pledged Percent	Pledged			
							Original Face	Par	Book Value	Market Value
FHLB: FED HOME LOAN BANK	31410LGN6	AFS	FNMA 15YR 01/01/27	890405 3.50		1,655,000.00 100.00%	1,655,000.00	211,728.95	217,993.77	224,372.63
FHLB: FED HOME LOAN BANK	3128MECD1	AFS	FHLMC 15YR 11/01/29	G15268 3.50		1,700,000.00 100.00%	1,700,000.00	529,766.16	555,358.16	576,482.22
FHLB: FED HOME LOAN BANK	3138ETYH3	AFS	FNMA 20YR 04/01/36	AL8811 4.00		1,625,000.00 100.00%	1,625,000.00	767,100.65	813,282.61	847,864.37
3 Securities Pledged To: L - GILLESPIE CO							4,980,000.00	1,508,595.76	1,586,634.54	1,648,719.22

Although the information in this report has been obtained from sources believed to be reliable, its accuracy cannot be guaranteed.
11/30/2020 11:39 AM - JDB / TRBC