

COUNTY OF GILLESPIE

Kelly Eckhardt
County Treasurer

Gillespie County Courthouse
101 West Main Street, Unit #5
Room 106

Office 830-997-6521
Fax 830-990-2307

FREDERICKSBURG, TEXAS
78624-3700

AFFIDAVIT


I, Kelly Eckhardt, Treasurer, in and for the County of Gillespie, State of Texas, hereby submit the attached report of investment transactions for all invested funds held by Gillespie County Treasurer for the month ending May 31, 2021 and I certify that these investments are in compliance with the local investment policy and the Public Funds Investment Act.




Kelly Eckhardt, Gillespie County Treasurer

May 2021 Total Investment Pools	\$ 4,839,392.65
May 2021 Total Collateralized CDs	\$ 3,320,260.03
May 2021 Total Brokered CDs	\$ 2,470,000.00
May 2021 Total Collateralized Sweep Accounts	\$ 23,379,238.33
May 2021 Total Invested Funds	\$ 34,008,891.01


Presented, examined, and accepted at the regular term of Commissioners' Court on this the 14th day of June, 2021.




Mark Stroehrer, County Judge



Charles Olfers, Commissioner, Pct. 1




Keith Kramer, Commissioner, Pct. 2



Dennis Neffendorf, Commissioner, Pct. 3



Donnie Schuch, Commissioner, Pct. 4



Mary Lynn Rusche, County Clerk

Gillespie County Investments
5/31/2021

Investment Pool Issuer	Maturity Date	Avg Int Rate	5/1/2021	Interest	Transfers to SSB&T Operating Account	Changes in Principal	5/31/2021
Texas Class-General Fund	on Demand	0.08%	\$1,564,689.87	\$104.17	\$0.00		\$1,564,794.04
Texas Class-GOB Series 2013	on Demand	0.08%	\$102,713.71	\$6.83	\$0.00		\$102,720.54
TexPool-General Fund	on Demand	0.01%	\$3,171,850.59	\$27.48	\$0.00		\$3,171,878.07
Total Investment Pools		0.06%	\$4,839,254.17	\$138.48	\$0.00		\$4,839,392.65
Average Investment Pool Rate							
Collateralized CD Issuer	Maturity Date	Interest Rate	5/1/2021	Interest	Transfers to SSB&T Operating Account	Changes in Principal	5/31/2021
SSB&T-4120	9/1/2021	2.15%	\$500,000.00	\$0.00	\$0.00	\$0.00	\$500,000.00
SSB&T-0055	9/4/2021	2.15%	\$310,362.12	\$548.45	\$0.00	\$0.00	\$310,910.57
SSB&T-0253	10/3/2021	2.00%	\$412,160.23	\$677.52	\$0.00	\$0.00	\$412,837.75
SSB&T-0576	12/10/2021	1.75%	\$358,245.15	\$515.29	\$0.00	\$0.00	\$358,760.44
SSB&T-0154	9/11/2021	0.55%	\$255,866.22	\$115.67	\$0.00	\$0.00	\$255,981.89
SSB&T-0220	3/11/2022	0.50%	\$258,080.54	\$106.06	\$0.00	\$0.00	\$258,186.60
SSB&T-1707	4/9/2022	0.50%	\$250,000.00	\$102.73	\$0.00	\$0.00	\$250,102.73
Total SSB&T Collateralized CDs			\$2,344,714.26	\$2,065.72	\$0.00	\$0.00	\$2,346,779.98
Average SSB&T CD Rate		1.37%					
Texas Regional Bank-4860	7/19/2021	1.57%	\$102,174.37	\$131.85			\$102,306.22
Texas Regional Bank-7440	8/2/2021	2.05%	\$310,368.99	\$522.95			\$310,891.94
Texas Regional Bank-4048	8/11/2021	1.80%	\$102,428.89	\$151.54			\$102,580.43
Texas Regional Bank-7966	10/30/2021	0.35%	\$101,691.63	\$29.25			\$101,720.88
Texas Regional Bank-7967	10/30/2021	0.35%	\$101,691.63	\$29.25			\$101,720.88
Texas Regional Bank-4948	11/28/2021	0.20%	\$152,420.23	\$25.06			\$152,445.29
Texas Regional Bank-0285	12/15/2021	0.35%	\$101,785.13	\$29.28			\$101,814.41
Total Texas Regional Bank Collateralized CDs			\$972,560.87	\$919.18	\$0.00	\$0.00	\$973,480.05
Average Collateralized CD Rate		1.18%					

Gillespie County Investments
5/31/2021

Brokered CD Issuer	Maturity	Interest	5/1/2021	Accrued Interest	Transfers to SSB&T Operating Account	Changes in Principal	5/31/2021	5/1/2021	5/31/2021
FNC-Wex Bank	7/9/2021	1.25%	\$241,000.00	\$429.18	\$0.00	\$0.00	\$241,000.00	\$241,575.99	\$241,342.22
Total FNC Brokered CDs		1.25%	\$241,000.00	\$429.18	\$0.00	\$0.00	\$241,000.00	\$241,575.99	\$241,342.22
Average FNC Brokered CD Rate									
MSB-Ally Bank	6/14/2021	2.40%	\$247,000.00	\$2,744.75	\$0.00		\$247,000.00	\$248,210.30	\$247,276.64
MSB-Goldman Sachs	6/14/2021	2.40%	\$247,000.00	\$2,760.99	\$0.00		\$247,000.00	\$248,210.30	\$247,276.64
MSB-Morgan Stanley Private Bank	6/14/2021	2.45%	\$246,000.00	\$2,790.58	\$0.00		\$246,000.00	\$247,230.00	\$246,280.44
MSB-University Iowa Community CU	6/14/2021	2.45%	\$249,000.00	\$501.41	(\$501.41)		\$249,000.00	\$250,227.57	\$249,283.86
MSB-BMW Bank North America	8/30/2021	1.55%	\$248,000.00	\$968.90	\$0.00		\$248,000.00	\$249,567.36	\$248,977.12
MSB-Morgan Stanley	12/13/2021	1.75%	\$247,000.00	\$2,013.22	\$0.00		\$247,000.00	\$249,946.71	\$249,294.63
MSB-Bellico Cr Un	3/30/2022	1.30%	\$249,000.00	\$0.00	(\$274.92)		\$249,000.00	\$252,010.41	\$251,589.60
MSB-American Express	3/31/2022	1.35%	\$248,000.00	\$559.53	\$0.00		\$248,000.00	\$251,147.12	\$250,715.60
MSB-Cadence Bank	3/31/2022	1.20%	\$248,000.00	\$489.21	\$0.00		\$248,000.00	\$250,762.72	\$250,415.52
Total MSB Brokered CDs			\$2,229,000.00	\$12,828.59	(\$776.33)	\$0.00	\$2,229,000.00	\$2,247,312.49	\$2,241,110.05
Average MSB Brokered CD Rate		1.87%							

Collateralized Sweep Account Issuer	Maturity Date	Interest Rate	5/1/2021	Interest	Deposits	Withdrawals	5/31/2021
Security State Bank & Trust-General	on Demand	0.10%	\$23,829,486.68	\$1,992.60	\$1,101,805.62	(\$1,896,518.76)	\$23,036,766.14
Security State Bank & Trust-GOB 2013-I&S	on Demand	0.10%	\$277,812.36	\$16,277.82	\$0.00	\$0.00	\$294,090.18
Security State Bank & Trust-2013 Jail Project	on Demand	0.10%	\$48,377.90	\$4.11	\$0.00	\$0.00	\$48,382.01
Total Collateralized Sweep Accounts			\$24,155,676.94	\$18,274.53	\$1,101,805.62	(\$1,896,518.76)	\$23,379,238.33
Average Collateralized Sweep Account Rate		0.10%					
Total Invested Funds			\$34,782,206.24				\$34,008,891.01



My Pooled Cash Report

Gillespie County, TX
 For the Period Ending 5/31/2021

ACCOUNT #	ACCOUNT NAME	BEGINNING BALANCE	CURRENT ACTIVITY	CURRENT BALANCE
CASH IN BANK				
Cash in Bank				
<u>99.100.1101</u>	GENERAL INVESTMENT SWEEP	23,605,209.83	(658,947.96)	22,946,261.87
<u>99.100.1106</u>	TEXPOOL	3,171,850.59	27.48	3,171,878.07
<u>99.100.1107</u>	TXCLASS	1,564,689.87	104.17	1,564,794.04
<u>99.100.1108</u>	CD-0154 SSB&T	255,866.22	115.67	255,981.89
<u>99.100.1109</u>	CD-0220 SSB&T	258,080.54	106.06	258,186.60
<u>99.100.1110</u>	CD-4120 SSB&T	500,000.00	0.00	500,000.00
<u>99.100.1111</u>	CD-0055 SSB&T	310,362.12	548.45	310,910.57
<u>99.100.1112</u>	CD-0253 SSB&T	412,160.23	677.52	412,837.75
<u>99.100.1113</u>	CD-0576 SSB&T	358,245.15	515.29	358,760.44
<u>99.100.1114</u>	CD-7966 TRB	101,691.63	29.25	101,720.88
<u>99.100.1115</u>	CD-7967 TRB	101,691.63	29.25	101,720.88
<u>99.100.1116</u>	CD-4948 TRB	152,420.23	25.06	152,445.29
<u>99.100.1117</u>	CD-0285 TRB	101,785.13	29.28	101,814.41
<u>99.100.1118</u>	CD-4860 TRB	102,174.37	131.85	102,306.22
<u>99.100.1119</u>	CD-7440 TRB	310,368.99	522.95	310,891.94
<u>99.100.1120</u>	CD-4048 TRB	102,428.89	151.54	102,580.43
<u>99.100.1121</u>	FNC-BROKERED CDS	241,000.00	0.00	241,000.00
<u>99.100.1122</u>	MBS-BROKERED CDS	2,229,000.00	0.00	2,229,000.00
<u>99.100.1123</u>	CD-1707 SSB&T	250,000.00	102.73	250,102.73
TOTAL: Cash in Bank		<u>34,129,025.42</u>	<u>(655,831.41)</u>	<u>33,473,194.01</u>
TOTAL CASH IN BANK		<u>34,129,025.42</u>	<u>(655,831.41)</u>	<u>33,473,194.01</u>

Pledge Report by Maturity Date

Pledge B: GILLESPIE COUNTY - TEXAS

As of 05/31/21
Page 156

Security State Bank & Trust
Fredericksburg, TX

Receipt	SK	Code	Cusip	ID #	Current Face	Original Face	Description	Moody / S&P	Coupon	Maturity	Book Value	Fair Value
1006	1006	262061MV3	103666	103666	250,000.00	250,000.00	DRIPPING SPRINGS TX ISD GO PSF QTEO PR HTM	NR / AAA	3.000	08/15/2021	250,600.50	251,499.59
1006	1006	881830K69	103729	103729	380,000.00	380,000.00	TEXARKANA TX GO QTEO HTM	NR / AA-	3.500	02/15/2022	385,576.19	388,569.57
1006	1006	899474UY4	103514	103514	310,000.00	310,000.00	TULOSO-MIDWAY TX ISD REF GO PSF QTEO HTM	NR / AAA	3.000	02/15/2022	312,134.32	316,230.06
1006	1006	932440BS8	103584	103584	385,000.00	385,000.00	WALLER CNTY TX GO BDS 2017 QTEO HTM	NR / AA	3.000	02/15/2022	388,127.04	392,321.51
1006	1006	046573GES	103474	103474	430,000.00	430,000.00	ATASCOSA CNTY TX C/O GO QTEO HTM	NR / AA-	3.000	02/01/2023	436,713.70	448,753.11
1006	1006	929831FX8	103497	103497	450,000.00	450,000.00	WACO TX C/O GO QTEO HTM	Aa1 / AA+	3.000	03/01/2023	456,306.16	469,625.34
1006	1006	157789GX0	103579	103579	480,000.00	480,000.00	CHAMBERS CNTY TX GO QTEO HTM	NR / AA	3.000	03/01/2023	489,577.37	502,699.44
1006	1006	006514GC1	103457	103457	250,000.00	250,000.00	ADDICKS TX UD WW & SS GO BAM QTEO HTM	NR / AA	2.250	09/01/2023	248,710.76	258,479.85
1006	1006	970007LR9	103369	103369	230,000.00	230,000.00	WILLIAMSON CNTY TX WW&SS IRR & DRAI HTM	A3 / AA	3.000	09/01/2023	230,797.87	231,552.72
1006	1006	016140NC6	103484	103484	210,000.00	210,000.00	ALICE TX REF GO AGM QTEO HTM	NR / AA	4.000	02/01/2024	217,923.86	229,636.45
1006	1006	286525QG8	103472	103472	395,000.00	395,000.00	ELGIN TX C/O GO BAM QTEO HTM	Baa1 / AA	4.000	07/15/2024	414,744.68	433,238.29
1006	1006	877294SS8	103577	103577	260,000.00	260,000.00	TAYLOR TX GO REF BDS 2017 QTEO HTM	NR / AA-	4.000	08/15/2024	275,611.89	289,603.76
1006	1006	006514GD9	103458	103458	250,000.00	250,000.00	ADDICKS TX UD WW & SS GO BAM QTEO HTM	NR / AA	2.500	09/01/2024	248,901.18	259,113.33
1006	1006	046573CK0	103487	103487	460,000.00	460,000.00	ATASCOSA CNTY TX C/O GO QTEO HTM	NR / AA-	3.000	02/01/2025	471,507.64	499,893.65
1006	1006	078275X25	103451	103451	925,000.00	925,000.00	BELLAIRE TX REF GO QTEO HTM	NR / AAA	2.000	02/15/2025	915,664.54	977,238.12
1006	1006	38588NEZ8	102903	102903	250,000.00	250,000.00	GRAND LAKES MUD #1 TX GO AGM QTEO AFS	NR / AA	4.000	04/01/2025	252,445.35	256,938.82
1006	1006	622707RU3	102910	102910	250,000.00	250,000.00	MOUNT PLEASANT TX ISD GO BAM SINK Q' HTM	A1 / AA	3.500	08/15/2025	250,000.00	251,620.81
1006	1006	770043KP1	102653	102653	250,000.00	250,000.00	ROANOKO TX GO QTEO HTM	NR / AA	3.750	08/15/2025	250,436.36	251,672.58
1006	1006	89440AFZ6	103395	103395	295,000.00	295,000.00	TRAVIS CNTY TX MUD #11 REF GO BAM SIF AFS	NR / AA	4.000	08/15/2026	308,072.64	315,372.38
1006	1006	626752SV2	102862	102862	285,000.00	285,000.00	MURPHY TX WW & SS GO SINK QTEO HTM	NR / AA+	3.500	02/15/2026	291,137.73	308,274.64
1006	1006	016140NL5	103483	103483	490,000.00	490,000.00	ALICE TX REF GO AGM QTEO HTM	NR / AA	4.000	02/01/2028	513,022.44	561,213.04
1006	1006	566022QD4	102870	102870	500,000.00	500,000.00	MARBLE FALLS TX GO QTEO HTM	NR / AA	4.000	02/01/2028	515,896.48	542,748.77
1006	1006	626752SX8	102861	102861	305,000.00	305,000.00	MURPHY TX WW & SS GO SINK QTEO HTM	NR / AA+	4.000	02/15/2028	313,677.85	332,947.87
1006	1006	31307CQS0	102578	102578	217,972.90	217,972.90	FHLMC J #24065 HTM	HTM	2.500	06/01/2028	217,347.69	227,441.10
1006	1006	36179NFD5	102601	102601	216,731.15	216,731.15	GNMA II #MA1064 HTM	HTM	2.500	06/20/2028	215,887.10	228,515.91
1006	1006	36179NHJ0	102604	102604	205,330.38	205,330.38	GNMA II #MA1133 HTM	HTM	2.500	07/20/2028	205,139.75	216,495.22
1006	1006	121295FY0	103325	103325	480,000.00	480,000.00	BURKBURNETT TX C/O WW & SS GO BAM HTM	NR / AA	3.000	02/15/2029	499,358.21	528,350.23
1006	1006	921237DH3	103520	103520	255,000.00	255,000.00	VAN TX C/O GO BAM SINKING FUND QTEO HTM	A3 / AA	3.000	08/15/2029	257,002.37	282,676.35
1006	1006	782203CD3	103496	103496	425,000.00	425,000.00	RUSK TX WW & SWR SYS C/O BAM-TCRS G AFS	NR / AA	4.000	02/15/2030	429,634.44	434,338.78
1006	1006	924648JS8	103392	103392	525,000.00	525,000.00	VERNON TX REF GO MAC SINKING FUND Q' HTM	NR / AA	4.000	03/15/2030	571,289.69	601,287.22
1006	1006	488818EP6	103449	103449	215,000.00	215,000.00	KENEDY TX C/O GO SINKING FUND QTEO HTM	NR / AA-	4.000	05/01/2030	226,329.57	240,579.58
1006	1006	970667WLJ	103732	103732	500,000.00	500,000.00	WILLIS TX ISD REF BDS 2012 GO PSF QTEO HTM	Aaa / NR	2.750	02/15/2031	503,618.61	507,835.78
1006	1006	077131J78	103490	103490	285,000.00	285,000.00	BEEVILLE TX C/O GO AGM SINKING FUND C HTM	NR / AA	4.000	08/15/2031	297,853.44	311,804.74
1006	1006	3128P73X9	102571	102571	323,813.79	323,813.79	FHLMC C #91714 HTM	HTM	3.000	07/01/2033	322,792.96	340,662.23
1006	1006	36225C5S1	101528	101528	59,034.90	59,034.90	GNMA II #80856 ADJ RT AFS	AFS	2.000	03/20/2034	59,024.54	60,319.33
1006	1006	36225DH49	101551	101551	70,144.06	70,144.06	GNMA II #81150 ADJ RT AFS	AFS	2.125	11/20/2034	70,144.06	71,673.91

Note: Refer to the U.S. Government and Agency Ratings report for ratings on treasury, agency and pass through securities.



(210) 224-5492
(210) 224-8787

9601 McAllister Freeway, Suite 301, San Antonio, Texas 78216-4633

II. Pledge & Safekeeping Reports

Pledge Report by Maturity Date
Pledge B: GILLESPIE COUNTY - TEXAS

As of 05/31/21
 Page 157

Security State Bank & Trust
 Fredericksburg, TX

Receipt	Code	Cusip	ID #	Current Face	Original Face	Description	ASC	320	Moody / S&P	Coupon	Maturity	Book Value	Fair Value
	1006	3622SDHX5	101552	33,688.08	2,000,000.00	GNMA II #81145 ADJ RT	AFS			2.125	11/20/2034	33,657.05	34,342.28
	1006	3622SE5X6	101907	64,372.99	1,000,000.00	GNMA II #82661 ARM	AFS			2.125	11/20/2040	64,372.99	66,081.10
	1006	3622SE5X6	101913	64,372.99	1,000,000.00	GNMA II #82661 ARM	AFS			2.125	11/20/2040	64,372.99	66,081.10
	Items 40			12,815,461.24	22,661,948.00					3.268		13,062,808.84	13,616,909.00

Status Codes : N = New Purchase S = Sold M = Matured C = Called O = Paid Off * = Pre-refunded T = ASC 320 Transfer I = Impaired

Note: Refer to the U.S. Government and Agency Ratings report for ratings on treasury, agency and pass through securities.



(210) 224-5492
 (210) 224-8787

II. Pledge & Safekeeping Reports

9601 McAllister Freeway, Suite 301, San Antonio, Texas 78216-4633

FHLBANK
DALLAS

Security State Bank & Trust
P.O. Box 471
Fredericksburg, TX 78624

Custodial Letter of Credit
Pledge Allocation Pledge Receipt

Pledge Reference #: 27000318-1 Member FHFA ID: 13389 Effective Date: 12/27/2019

Pledge allocation for the below beneficiary has been pledged

Gillespie County,
Kelly Eckhardt, County Treasurer
101 West Main St
Rm 5
Fredericksburg, TX 78624

Pledged Amount: \$10,000,000.00

Letter of Credit # *27000318
LOC Maturity Date 12/20/2021
LOC Issue Date 12/27/2019

IN ORDER TO COMPLY WITH 2257.045(C)(2) OF THE TEXAS GOVERNMENT CODE, PROMPTLY, BY THE CLOSE OF BUSINESS TODAY, DELIVER A COPY OF THIS TRUST RECEIPT TO YOUR DEPOSITOR.

FHLBANK
DALLAS

Security State Bank & Trust
P.O. Box 471
Fredericksburg, TX 78624

Custodial Letter of Credit
Pledge Allocation Pledge Receipt

Pledge Reference #: 27000316-4 Member FHFA ID: 13389 Effective Date: 05/04/2020

Pledge allocation for the below beneficiary has been pledged

Gillespie County
Kelly Eckhardt, County Treasurer
101 West Main St
Rm 5
Fredericksburg, TX 78624

Pledged Amount: \$10,000,000.00

Letter of Credit # 27000316
LOC Maturity Date 12/20/2021
LOC Issue Date 12/20/2019

IN ORDER TO COMPLY WITH 2257.045(C)(2) OF THE TEXAS GOVERNMENT CODE, PROMPTLY, BY THE CLOSE OF BUSINESS TODAY, DELIVER A COPY OF THIS TRUST RECEIPT TO YOUR DEPOSITOR.

Pledges By Pledgee And Maturity

BBA

Pledged To: GILLESPIE CO

Texas Regional Bank - McAllen, TX

As Of 5/31/2021

Receipt# Safekeeping Location	CUSIP	ASC 320	Description Maturity	Prerefund	Pool/Type Coupon	Moody S&P	Original Face Pledged Percent	Pledged		
								Original Face	Par	Book Value
FHLB: FED HOME LOAN BANK	31410LGN6	AFS	FNMA 15YR 01/01/27		890405 3.50		1,655,000.00 100.00%	175,217.17	180,005.11	187,591.81
FHLB: FED HOME LOAN BANK	3128MECD1	AFS	FHLMC 15YR 11/01/29		G15268 3.50		1,700,000.00 100.00%	456,982.90	478,068.17	497,419.85
FHLB: FED HOME LOAN BANK	3138ETYH3	AFS	FNMA 20YR 04/01/36		AL8811 4.00		1,625,000.00 100.00%	672,496.68	712,325.88	735,648.72
3 Securities Pledged To: L - GILLESPIE CO								4,980,000.00	1,370,399.16	1,420,660.38

Although the information in this report has been obtained from sources believed to be reliable, its accuracy cannot be guaranteed.
6/1/2021 10:16 AM - JDB / TRBC