

# COUNTY OF GILLESPIE

Kelly Eckhardt  
County Treasurer

Gillespie County Courthouse  
101 West Main Street, Unit #5  
Room 106

Office 830-997-6521  
Fax 830-990-2307

FREDERICKSBURG, TEXAS  
78624-3700


## AFFIDAVIT


I, Kelly Eckhardt, Treasurer, in and for the County of Gillespie, State of Texas, hereby submit the attached report of investment transactions for all invested funds held by Gillespie County Treasurer for the month ending July 31, 2019 and I certify that these investments are in compliance with the local investment policy and the Public Funds Investment Act.


  
\_\_\_\_\_  
Kelly Eckhardt, Gillespie County Treasurer


July 2019 Total Investment Pools	\$ 4,819,801.07
July 2019 Total Collateralized CDs	\$ 2,800,000.00
July 2019 Total Brokered CDs	\$ 4,439,000.00
July 2019 Total Collateralized Sweep Accounts	\$ 15,206,138.92
July 2019 Total Invested Funds	\$ 27,264,939.99


Presented, examined, and accepted at the regular term of Commissioners' Court on this the 14th day of October 2019.

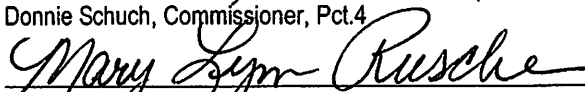
  
\_\_\_\_\_  
Mark Stroehrer, County Judge

  
\_\_\_\_\_  
Charles Olfers, Commissioner, Pct.1

  
\_\_\_\_\_  
Keith Kramer, Commissioner, Pct.2

  
\_\_\_\_\_  
Dennis Neffendorf, Commissioner, Pct.3

  
\_\_\_\_\_  
Donnie Schuch, Commissioner, Pct.4

  
\_\_\_\_\_  
Mary Lynn Rusche, County Clerk

Gillespie County Investments  
7/31/2019

Investment Pool Issuer	Maturity Date	Avg Int Rate	7/1/2019	Interest	Transfers to SSB&T Operating Account	Changes in Principal	7/31/2019
Texas Class-General Fund	on Demand	2.41%	\$1,535,837.05	\$3,150.85	\$0.00		\$1,538,987.90
Texas Class-GOB Series 2013	on Demand	2.41%	\$149,965.64	\$307.64	\$0.00		\$150,273.28
TexPool-General Fund	on Demand	2.38%	\$3,124,204.46	\$6,335.43	\$0.00		\$3,130,539.89
<b>Total Investment Pools</b>			<b>\$4,810,007.15</b>	<b>\$9,793.92</b>	<b>\$0.00</b>		<b>\$4,819,801.07</b>
<b>Average Investment Pool Rate</b>		<b>2.40%</b>					
Collateralized CD Issuer	Maturity Date	Interest Rate	7/1/2019	Interest	Transfers to SSB&T Operating Account	Changes in Principal	7/31/2019
SSB&T-General Fund	9/1/2019	1.45%	\$500,000.00	\$595.89	(\$595.89)		\$500,000.00
<b>Total SSB&amp;T Collateralized CDs</b>							
<b>Average SSB&amp;T CD Rate</b>		<b>1.45%</b>					
Texas Regional Bank-General Fund	7/2/2019	1.45%	\$100,000.00	\$119.18	(\$100,119.18)	(\$100,000.00)	\$0.00
Texas Regional Bank-General Fund	8/2/2019	1.45%	\$100,000.00	\$119.18	(\$119.18)		\$100,000.00
Texas Regional Bank-General Fund	8/7/2019	1.45%	\$100,000.00	\$119.18	(\$119.18)		\$100,000.00
Texas Regional Bank-General Fund	8/7/2019	1.45%	\$100,000.00	\$119.18	(\$119.18)		\$100,000.00
Texas Regional Bank-General Fund	8/22/2019	1.45%	\$100,000.00	\$119.19	(\$119.19)		\$100,000.00
Texas Regional Bank-General Fund	9/1/2019	1.45%	\$100,000.00	\$119.19	(\$119.19)		\$100,000.00
Texas Regional Bank-General Fund	9/2/2019	1.45%	\$100,000.00	\$119.18	(\$119.18)		\$100,000.00
Texas Regional Bank-General Fund	9/7/2019	1.45%	\$100,000.00	\$119.18	(\$119.18)		\$100,000.00
Texas Regional Bank-General Fund	10/1/2019	2.10%	\$300,000.00	\$535.07	(\$517.87)		\$300,000.00
Texas Regional Bank-General Fund	10/2/2019	1.45%	\$100,000.00	\$119.18	(\$119.18)		\$100,000.00
Texas Regional Bank-General Fund	10/18/2019	2.10%	\$200,000.00	\$345.21	(\$345.21)		\$200,000.00
Texas Regional Bank-General Fund	10/30/2019	1.45%	\$100,000.00	\$119.18	(\$119.18)		\$100,000.00
Texas Regional Bank-General Fund	10/30/2019	1.45%	\$100,000.00	\$119.18	(\$119.18)		\$100,000.00
Texas Regional Bank-General Fund	11/11/2019	1.75%	\$100,000.00	\$143.84	(\$143.84)		\$100,000.00
Texas Regional Bank-General Fund	11/28/2019	2.20%	\$300,000.00	\$542.47	(\$542.47)		\$300,000.00
Texas Regional Bank-General Fund	12/3/2019	1.85%	\$100,000.00	\$152.05	(\$152.05)		\$100,000.00
Texas Regional Bank-General Fund	12/7/2019	1.85%	\$100,000.00	\$152.05	(\$152.05)		\$100,000.00
Texas Regional Bank-General Fund	12/15/2019	2.25%	\$100,000.00	\$184.96	(\$194.96)		\$100,000.00
Texas Regional Bank-General Fund	1/19/2020	2.25%	\$100,000.00	\$184.93	(\$184.93)		\$100,000.00
<b>Total Texas Regional Bank Collateralized CDs</b>			<b>\$2,400,000.00</b>	<b>\$4,147.47</b>	<b>(\$104,140.27)</b>		<b>\$2,300,000.00</b>
<b>Average Collateralized CD Rate</b>		<b>1.68%</b>					

**Gillespie County Investments**  
**7/31/2019**

Brokered CD Issuer	Maturity Date	Interest Rate	7/1/2019	Interest	Transfers to SSB&T Operating Account	Changes in Principal	7/31/2019	7/1/2019 Market Value	7/31/2019 Market Value
SSB&T-CDARS-General Fund	4/16/2020	2.30%	\$500,000.00	\$977.63	(\$977.63)		\$500,000.00	\$500,000.00	\$500,000.00
<b>Total SSB&amp;T CDARS</b>			<b>\$500,000.00</b>	<b>\$977.63</b>	<b>(\$977.63)</b>		<b>\$500,000.00</b>		<b>\$500,000.00</b>
<b>Average Collateralized CD Rate</b>		<b>2.30%</b>							
				Accrued Interest	Transfers to SSB&T Operating Account	Changes in Principal			
FNC-Affinity-General Fund	4/3/2020	2.65%	\$243,000.00	\$2,046.52			\$243,000.00	\$243,845.64	\$244,074.06
FNC-BankUnited, NA-General Fund	5/29/2020	2.45%	\$244,000.00	\$999.06			\$244,000.00	\$244,600.24	\$244,924.76
FNC-Berkshire Bank-General Fund	5/29/2020	2.40%	\$244,000.00	\$994.72			\$244,000.00	\$244,488.00	\$244,824.72
FNC-Fifth Third Bank-General Fund	4/3/2020	2.45%	\$244,000.00	\$1,932.61			\$244,000.00	\$244,478.24	\$244,751.52
<b>Total FNC Brokered CDs</b>			<b>\$975,000.00</b>	<b>\$5,972.91</b>	<b>\$0.00</b>	<b>\$0.00</b>	<b>\$975,000.00</b>	<b>\$977,412.12</b>	<b>\$978,575.06</b>
<b>Average FNC Brokered CD Rate</b>		<b>2.49%</b>							
MSB-First Technology Fed CU-General Fund	12/16/2019	2.00%	\$250,000.00	\$219.18	(\$410.96)		\$250,000.00	\$249,860.00	\$250,015.00
MSB-Morgan Stanley Bank NA-General Fund	12/9/2019	1.95%	\$250,000.00	\$721.23			\$250,000.00	\$249,797.50	\$249,965.00
MSB-New York Community Bank-General Fund	5/22/2020	2.45%	\$244,000.00	\$1,113.71	\$0.00		\$244,000.00	\$244,538.16	\$244,905.24
MSB-USAlliance Fec CU-General Fund	5/28/2021	2.50%	\$249,000.00	\$34.11	(\$1,040.34)		\$249,000.00	\$249,804.27	\$250,132.95
MSB-Customers Bank-General Fund	2/21/2020	2.40%	\$246,000.00	\$647.01	\$0.00		\$246,000.00	\$246,388.68	\$246,578.10
MSB-Bank Ozark-General Fund	3/6/2020	2.40%	\$245,000.00	\$869.92	\$0.00		\$245,000.00	\$245,389.55	\$245,612.50
MSB-First Alliance CU-General Fund	6/12/2020	2.45%	\$244,000.00	\$769.77	\$0.00		\$244,000.00	\$244,631.96	\$244,971.12
MSB-Dime Community Bank-General Fund	9/14/2020	2.40%	\$247,000.00	\$763.33	\$0.00		\$247,000.00	\$247,652.08	\$248,109.03
MSB-Ally Bank-General Fund	6/14/2021	2.40%	\$247,000.00	\$779.57	\$0.00		\$247,000.00	\$247,936.13	\$248,543.75
MSB-Goldman Sachs-General Fund	6/14/2021	2.40%	\$247,000.00	\$795.81	\$0.00		\$247,000.00	\$247,939.13	\$248,543.75
MSB-Morgan Stanley Private Bank-General Fund	6/14/2021	2.45%	\$246,000.00	\$792.59	\$0.00		\$246,000.00	\$247,168.50	\$247,761.36
MSB-University Iowa Community CU-General Fund	6/14/2021	2.45%	\$249,000.00	\$501.41	(\$284.13)		\$249,000.00	\$250,185.24	\$250,787.82
<b>Total MSB Brokered CDs</b>			<b>\$2,964,000.00</b>	<b>\$8,007.64</b>	<b>(\$1,735.43)</b>	<b>\$0.00</b>	<b>\$2,964,000.00</b>	<b>\$2,971,291.20</b>	<b>\$2,975,925.62</b>
<b>Average MSB Brokered CD Rate</b>		<b>2.35%</b>							
Collateralized Sweep Account Issuer	Maturity Date	Interest Rate	7/1/2019	Interest	Deposits	Withdrawals	7/31/2019		
Security State Bank & Trust-General	on Demand	2.38%	\$15,556,581.05	\$32,423.68	\$1,246,846.08	(\$1,989,385.87)	\$14,846,464.94		
Security State Bank & Trust-COB2001-I&S	on Demand	2.38%	\$33,879.40	\$73.05	\$1,580.47	\$0.00	\$35,532.92		
Security State Bank & Trust-GOB 2013-I&S	on Demand	2.38%	\$285,765.39	\$613.10	\$8,322.69	\$0.00	\$294,701.18		
Security State Bank & Trust-2013 Jail Project	on Demand	2.38%	\$29,377.47	\$62.41	\$0.00	\$0.00	\$29,439.88		
<b>Total Collateralized Sweep Accounts</b>			<b>\$15,905,603.31</b>	<b>\$33,172.24</b>	<b>\$1,256,749.24</b>	<b>(\$1,989,385.87)</b>	<b>\$15,206,138.92</b>		
<b>Average Collateralized Sweep Account Rate</b>		<b>2.40%</b>							
<b>Total Invested Funds</b>			<b>\$28,054,610.46</b>				<b>\$27,264,939.99</b>		

**Pledge Report by Maturity Date**  
Pledge B: GILLESPIE COUNTY - TEXAS

Safekeeping Receipt	SK Code	Cusip	ID #	Current Face	Original Face	Description	ASC			Maturity	Book Value	Fair Value
							320	Moody / S&P	Coupon			
1006	481117CR8	102429	135,000.00	135,000.00	JOURDANTON TX C/O GO QTEO	HTM	NR / AA-	2.000	02/01/2020	135,221.97	135,385.80	
1006	151735FV4	103290	500,000.00	500,000.00	CENTER TX ISD GO PSF QTEO	HTM	NR / AAA	3.000	02/15/2020	505,273.60	504,843.00	
1006	270299FB1	103352	235,000.00	235,000.00	EARLY TX REF GO AGM QTEO	HTM	NR / AA	2.000	02/15/2020	235,987.75	235,805.16	
1006	403413AY3	103402	210,000.00	210,000.00	GUTHRIE COMMON SD TX REF GO QTEO	HTM	NR / A+	5.000	02/15/2020	214,379.32	214,032.30	
1006	733460HM4	102614	390,000.00	390,000.00	PORT ARANSAS TX ISD GO PSF QTEO PRE-R	HTM	NR / AAA	3.000	* 02/15/2020	391,460.08	393,777.54	
1006	970650DW4	102660	245,000.00	245,000.00	WILLIS TX GO AGM QTEO	HTM	A2 / AA	3.000	08/01/2020	246,581.78	248,977.75	
1006	159471AF8	103580	245,000.00	245,000.00	CHAPEL HILL TX ISD TITUS CNTY REF GO P	HTM	NR / AAA	2.500	02/15/2021	247,922.28	248,309.64	
1006	270299FC9	103353	240,000.00	240,000.00	EARLY TX REF GO AGM QTEO	HTM	NR / AA	2.000	02/15/2021	242,317.93	242,219.56	
1006	486188EJ0	102402	375,000.00	375,000.00	KAUFMAN CNTY TX GO AGM	AFS	NR / AA	3.000	02/15/2021	379,746.89	383,637.64	
1006	89438EHB3	102301	220,000.00	220,000.00	TRAVIS CNTY TX MUD #3 RFDG-SER A GO	AFS	A1 / NR	3.000	09/01/2021	220,126.18	220,254.77	
1006	208435NE3	102168	610,000.00	610,000.00	CONROE TX WTR & SWR REV AGM QTEO	HTM	NR / AA	3.000	11/15/2021	615,685.62	620,285.37	
1006	899474UY4	103514	310,000.00	310,000.00	TULOSO-MIDWAY TX ISD REF GO PSF QTEC	HTM	NR / AAA	3.000	02/15/2022	317,680.19	323,345.68	
1006	932440BS8	103584	385,000.00	385,000.00	WALLER CNTY TX GO BDS 2017 QTEO	HTM	NR / AA	3.000	02/15/2022	396,252.41	399,977.85	
1006	117622FT2	102166	150,000.00	150,000.00	BRYAN TX WW & SS REV AGC	HTM	Aa2 / AA	4.000	07/01/2022	150,000.00	150,309.00	
1006	385082HZ8	102164	230,000.00	230,000.00	GRANBURY TX UTIL SYS REV AGM QTEO	HTM	A2 / AA	4.000	09/15/2022	232,492.36	235,752.52	
1006	3133EFX44	103308	2,000,000.00	2,000,000.00	FFCB	AFS		2.050	10/05/2022	2,000,000.00	1,994,634.17	
1006	046573GE5	103474	430,000.00	430,000.00	ATASCOSA CNTY TX C/O GO QTEO	HTM	NR / AA	3.000	02/01/2023	444,098.74	452,238.41	
1006	882057CP5	102018	200,000.00	200,000.00	TEXARKANA TX WW & SS REV AMBAC SIN	HTM	A1 / AA-	4.250	02/01/2023	200,000.00	200,014.01	
1006	929831FX8	103497	450,000.00	450,000.00	WACO TX C/O GO QTEO	HTM	Aa1 / AA+	3.000	02/01/2023	463,242.98	473,272.76	
1006	3130A74E2	103224	1,000,000.00	1,000,000.00	FHLB	AFS		2.330	02/16/2023	1,000,000.00	999,132.49	
1006	157789GX0	103579	480,000.00	480,000.00	CHAMBERS CNTY TX GO QTEO	HTM	NR / AA	3.000	03/01/2023	499,610.80	507,011.53	
1006	3133EF3E5	103287	1,000,000.00	1,000,000.00	FFCB	AFS		2.050	04/18/2023	1,000,000.00	995,883.36	
1006	006514GC1	103457	250,000.00	250,000.00	ADDICKS TX UD WW & SS GO BAM QTEO	HTM	NR / AA	2.250	09/01/2023	247,660.26	254,091.16	
1006	970007LR9	103369	230,000.00	230,000.00	WILLIAMSON CNTY TX WW&SS IRR & DRAI	HTM	A3 / AA	3.000	09/01/2023	236,648.89	236,256.69	
1006	385082JA1	102165	240,000.00	240,000.00	GRANBURY TX UTIL SYS REV AGM QTEO	HTM	A2 / AA	4.000	09/15/2023	242,109.22	246,002.63	
1006	016140NG6	103484	210,000.00	210,000.00	ALICE TX REF GO AGM QTEO	HTM	NR / AA	4.000	02/01/2024	223,371.50	232,544.14	
1006	286525QG8	103472	395,000.00	395,000.00	ELGIN TX C/O GO BAM QTEO	HTM	Baa1 / AA	4.000	07/15/2024	426,338.46	438,055.00	
1006	877294SS8	103577	260,000.00	260,000.00	TAYLOR TX GO REF BDS 2017 QTEO	HTM	NR / AA-	4.000	08/15/2024	284,540.67	290,797.78	
1006	006514GD9	103458	250,000.00	250,000.00	ADDICKS TX UD WW & SS GO BAM QTEO	HTM	NR / AA	2.500	09/01/2024	248,281.33	255,869.35	
1006	046573GG0	103487	460,000.00	460,000.00	ATASCOSA CNTY TX C/O GO QTEO	HTM	NR / AA	3.000	02/01/2025	477,261.52	491,280.00	
1006	078275X25	103451	925,000.00	925,000.00	BELLAIRE TX REF GO QTEO	HTM	NR / AAA	2.000	02/15/2025	911,045.86	948,322.90	
1006	513642EA2	102484	245,000.00	245,000.00	LAMPASAS TX GO SINKING FUND QTEO	HTM	NR / AA-	3.000	02/15/2025	247,576.75	249,847.95	
1006	38588NEZ8	102903	250,000.00	250,000.00	GRAND LAKES MUD #1 TX GO AGM QTEO	AFS	NR / AA	4.000	04/01/2025	257,825.18	262,009.69	
1006	622707RU3	102910	250,000.00	250,000.00	MOUNT PLEASANT TX ISD GO BAM SINK Q	HTM	A1 / AA	3.500	08/15/2025	253,286.23	254,809.14	
1006	770043KP1	102653	250,000.00	250,000.00	ROANOKE TX GO QTEO	HTM	NR / AA	3.750	08/15/2025	254,328.16	259,690.44	
1006	89440AFZ6	103395	295,000.00	295,000.00	TRAVIS CNTY TX MUD #11 REF GO BAM SIN	AFS	NR / AA	4.000	08/15/2025	318,939.10	315,387.99	
1006	882722PE5	103479	500,000.00	500,000.00	TEXAS ST VETERANS HSG ASSISTANCE PR	AFS	Aaa / NR	5.000	12/01/2025	505,769.98	506,720.00	

Note: Refer to the U.S. Government and Agency Ratings report for ratings on treasury, agency and pass through securities.



(210) 224-5492  
(210) 224-8787

*II. Pledge & Safekeeping Reports*

**Pledge Report by Maturity Date**  
Pledge B: GILLESPIE COUNTY - TEXAS

Safekeeping Receipt	SK Code	Cusip	ID #	Current Face	Original Face	Description	ASC		Coupon	Maturity	Book Value	Fair Value
							320	Moody / S&P				
1006	626752SV2	102862		285,000.00	285,000.00	MURPHY TX WW & SS GO SINK QTEO	HTM	NR / AA	3.500	02/15/2026	295,296.83	308,158.44
1006	262061MV3	103666		250,000.00	250,000.00	DRIPPING SPRINGS TX ISD GO PSF QTEO	HTM	NR / AAA	3.000	08/15/2026	255,956.32	257,496.32
1006	465542FY9	103413		240,000.00	240,000.00	ITASCA TX ISD SCH BLDG GO PSF QTEO	HTM	NR / AAA	4.000	08/15/2026	247,009.20	246,157.28
1006	34682EKR3	103295		585,000.00	585,000.00	FORT BEND CNTY TX MUD #123 GO BAM Q	AFS	A3 / AA	4.000	09/01/2026	625,646.05	633,473.67
1006	016140NL5	103483		490,000.00	490,000.00	ALICE TX REF GO AGM QTEO	HTM	NR / AA	4.000	02/01/2028	522,066.97	547,873.24
1006	566022QD4	102870		500,000.00	500,000.00	MARBLE FALLS TX GO QTEO	HTM	NR / AA	4.000	02/01/2028	526,825.31	544,827.36
1006	626752SX8	102861		305,000.00	305,000.00	MURPHY TX WW & SS GO SINK QTEO	HTM	NR / AA	4.000	02/15/2028	319,558.12	333,915.36
1006	31307CQS0	102578		379,502.74	1,000,000.00	FHLMC J #24065	HTM		2.500	06/01/2028	378,216.48	382,349.01
1006	36179NFD5	102601		382,335.11	1,101,948.00	GNMA II #MA1064	HTM		2.500	06/20/2028	380,577.57	383,888.35
1006	36179NHJ0	102604		354,657.83	1,000,000.00	GNMA II #MA1133	HTM		2.500	07/20/2028	354,269.14	356,098.63
1006	121295FY0	103325		480,000.00	480,000.00	BURKBURNETT TX C/O WW & SS GO BAM	HTM	NR / AA	3.000	02/15/2029	506,900.47	513,800.43
1006	3133EGDX0	103351		1,000,000.00	1,000,000.00	FFCB	AFS		2.880	06/07/2029	1,000,000.00	995,186.26
1006	921237DH3	103520		255,000.00	255,000.00	VAN TX C/O GO BAM SINKING FUND QTEO	HTM	A3 / AA	3.000	08/15/2029	257,707.58	271,732.67
1006	894520E43	103394		345,000.00	345,000.00	TRAVIS CNTY TX WTR CTL & IMPT DIST #01	AFS	NR / AA	4.000	11/01/2029	357,641.18	354,815.30
1006	492350DF7	103350		270,000.00	270,000.00	KERR CNTY TX C/O GO QTEO	HTM	NR / AA	4.000	02/15/2030	280,204.96	279,322.10
1006	782203CD3	103496		425,000.00	425,000.00	RUSK TX WW & SWR SYS C/O BAM-TCRS G	AFS	NR / AA	4.000	02/15/2030	441,676.71	444,578.39
1006	924648JS8	103392		525,000.00	525,000.00	VERNON TX REF GO MAC SINKING FUND Q	HTM	NR / AA	4.000	03/15/2030	589,010.80	587,717.13
1006	488818EP6	103449		215,000.00	215,000.00	KENEDY TX C/O GO SINKING FUND QTEO	HTM	NR / AA-	4.000	05/01/2030	231,632.67	238,387.61
1006	897062ES0	103355		345,000.00	345,000.00	TROPHY CLUB TX GO AGC QTEO	HTM	Aa3 / AA+	4.125	09/01/2030	355,626.14	354,072.13
1006	077131JT8	103490		285,000.00	285,000.00	BEEVILLE TX C/O GO AGM SINKING FUND C	HTM	NR / AA	4.000	08/15/2031	305,204.63	310,641.48
1006	244109P32	103361		245,000.00	245,000.00	DEER PARK TX C/O GO QTEO	HTM	NR / AAA	4.000	03/15/2032	254,878.41	254,136.04
1006	3128P73X9	102571		496,367.81	1,000,000.00	FHLMC C #91714	HTM		3.000	07/01/2033	494,666.00	506,140.05
1006	36225C5S1	101528		86,155.83	1,000,000.00	GNMA II #80856 ADJ RT	AFS		4.000	03/20/2034	86,138.90	87,278.67
1006	36225DH49	101551		105,949.48	2,000,000.00	GNMA II #81150 ADJ RT	AFS		4.125	11/20/2034	105,949.48	107,644.52
1006	36225DHX5	101552		63,268.78	2,000,000.00	GNMA II #81145 ADJ RT	AFS		4.125	11/20/2034	63,183.05	64,048.01
1006	36225E5X6	101907		109,542.41	1,000,000.00	GNMA II #82661 ARM	AFS		4.125	11/20/2040	109,542.41	111,565.32
1006	36225E5X6	101913		109,542.41	1,000,000.00	GNMA II #82661 ARM	AFS		4.125	11/20/2040	109,542.41	111,565.32
Items 64				24,182,322.40	33,196,948.00				3.138		24,727,991.78	25,007,654.26

Status Codes : N = New Purchase S = Sold M = Matured C = Called O = Paid Off \* = Pre-refunded T = ASC 320 Transfer I = Impaired  
Note: Refer to the U.S. Government and Agency Ratings report for ratings on treasury, agency and pass through securities.



(210) 224-5492  
(210) 224-8787

*II. Pledge & Safekeeping Reports*

# Pledges By Pledgee And Maturity



Pledged To: GILLESPIE CO

Texas Regional Bank - McAllen, TX

Page 21 of 32

As Of 7/31/2019

Receipt# Safekeeping Location	CUSIP	ASC 320	Description Maturity Prerefund	Pool/Type Coupon	Moody S&P	Original Face Pledged Percent	Pledged			
							Original Face	Par	Book Value	Market Value
FHLB: FED HOME LOAN BANK	31410LGN6	AFS	FNMA 15YR 01/01/27	890405 3.50		1,655,000.00 100.00%	1,655,000.00	327,882.21	339,542.20	341,302.71
FHLB: FED HOME LOAN BANK	3138ENXC8	AFS	FNMA 15YR 11/01/29	AL6074 3.50		1,800,000.00 100.00%	1,800,000.00	795,831.86	842,911.22	828,962.50
FHLB: FED HOME LOAN BANK	3138ENXC8	AFS	FNMA 15YR 11/01/29	AL6074 3.50		1,795,000.00 100.00%	1,795,000.00	793,621.21	838,716.68	826,659.82
FHLB: FED HOME LOAN BANK	359271DD2	AFS	FROST ISD-BLDG TX 34 02/15/34	4.00	AAA	375,000.00 68.00%	255,000.00	255,000.00	276,072.86	289,147.05
FHLB: FED HOME LOAN BANK	359271DD2	AFS	FROST ISD-BLDG TX 34 02/15/34	4.00	AAA	375,000.00 32.00%	120,000.00	120,000.00	129,916.64	136,069.20
<b>5 Securities Pledged To: L - GILLESPIE CO</b>							<b>5,625,000.00</b>	<b>2,292,335.28</b>	<b>2,427,159.60</b>	<b>2,422,141.28</b>

2,422,141.28 +  
250,000.00 +  
2,672,141.28\*

Although the information in this report has been obtained from sources believed to be reliable, its accuracy cannot be guaranteed.