

COUNTY OF GILLESPIE

Kelly Eckhardt
County Treasurer

Gillespie County Courthouse
101 West Main Street, Unit #5
Room 106

Office 830-997-6521
Fax 830-990-2307

FREDERICKSBURG, TEXAS
78624-3700

AFFIDAVIT


I, Kelly Eckhardt, Treasurer, in and for the County of Gillespie, State of Texas, hereby submit the attached report of investment transactions for all invested funds held by Gillespie County Treasurer for the month ending April 30, 2020 and I certify that these investments are in compliance with the local investment policy and the Public Funds Investment Act.




Kelly Eckhardt, Gillespie County Treasurer

April 2020 Total Investment Pools	\$ 4,880,607.05
April 2020 Total Collateralized CDs	\$ 3,023,704.34
April 2020 Total Brokered CDs	\$ 4,931,000.00
April 2020 Total Collateralized Sweep Accounts	\$ 20,599,485.50
April 2020 Total Invested Funds	\$ 33,434,796.89


Presented, examined, and accepted at the regular term of Commissioners' Court on this the 22nd day of May, 2020.




Mark Stroehrer, County Judge



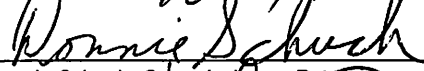
Charles Offers, Commissioner, Pct.1




Keith Kramer, Commissioner, Pct.2



Dennis Neffendorf, Commissioner, Pct.3



Donnie Schuch, Commissioner, Pct.4



Mary Lynn Rueche, County Clerk

**Gillespie County Investments
4/30/2020**

Investment Pool Issuer	Maturity Date	Avg Int Rate	4/1/2020	Interest	Transfers to SSB&T Operating Account	Changes in Principal	4/30/2020
Texas Class-General Fund	on Demand	1.10%	\$1,559,019.47	\$1,405.62	\$0.00		\$1,560,425.09
Texas Class-GOB Series 2013	on Demand	1.10%	\$152,229.27	\$137.23	\$0.00		\$152,366.50
TexPool-General Fund	on Demand	0.46%	\$3,166,630.75	\$1,184.71	\$0.00		\$3,167,815.46
Total Investment Pools			\$4,877,879.49	\$2,727.56	\$0.00		\$4,880,607.05
Average Investment Pool Rate		0.89%					

Collateralized CD Issuer	Maturity Date	Interest Rate	4/1/2020	Interest	Transfers to SSB&T Operating Account	Changes in Principal	4/30/2020
SSB&T-0154	9/11/2020	2.00%	\$252,500.88	\$427.74		\$0.00	\$252,928.62
SSB&T-0220	3/11/2021	2.10%	\$252,626.47	\$449.35		\$0.00	\$253,075.82
SSB&T-4120	9/1/2021	2.15%	\$500,000.00	\$910.52	(\$910.52)	\$0.00	\$500,000.00
SSB&T-0055	9/4/2021	2.15%	\$303,227.49	\$552.19		\$0.00	\$303,779.68
SSB&T-0253	10/3/2021	2.00%	\$403,338.88	\$683.25		\$0.00	\$404,022.13
SSB&T-0576	12/10/2021	1.75%	\$351,526.10	\$521.04		\$0.00	\$352,047.14
Total SSB&T Collateralized CDs			\$2,063,219.82	\$3,544.09	(\$910.52)	\$0.00	\$2,065,853.39
Average SSB&T CD Rate		2.03%					

Texas Regional Bank-7966	10/30/2020	1.80%	\$100,449.44	\$153.56			\$100,603.00
Texas Regional Bank-7967	10/30/2020	1.80%	\$100,449.44	\$153.56			\$100,603.00
Texas Regional Bank-4948	11/28/2020	1.65%	\$150,617.93	\$211.07			\$150,829.00
Texas Regional Bank-0285	12/15/2020	1.65%	\$100,411.94	\$140.71			\$100,552.65
Texas Regional Bank-4860	7/19/2021	1.57%	\$100,449.84	\$133.94			\$100,583.78
Texas Regional Bank-7440	8/2/2021	2.05%	\$303,548.01	\$528.51			\$304,076.52
Texas Regional Bank-4048	8/11/2021	1.80%	\$100,449.44	\$153.56			\$100,603.00
Total Texas Regional Bank Collateralized CDs			\$956,376.04	\$1,474.91	\$0.00	\$0.00	\$957,850.95
Average Collateralized CD Rate		1.89%					

Gillespie County Investments
4/30/2020

Brokered CD Issuer	Maturity Date	Interest Rate	4/1/2020	Interest	Transfers to SSB&T Operating Account	Changes in Principal	4/30/2020	4/1/2020 Market Value	4/30/2020 Market Value
SSB&T-CDARS-General Fund	4/16/2020	2.30%	\$500,000.00	\$472.82	(\$472.82)	(\$500,000.00)	\$0.00		
Total SSB&T CDARS			\$500,000.00	\$472.82	(\$472.82)		\$0.00		\$0.00
Average Collateralized CD Rate		2.30%							
				Accrued Interest	Transfers to SSB&T Operating Account	Changes in Principal			
FNC-Affinity	4/3/2020	2.65%	\$243,000.00	\$6,421.86	(\$6,421.86)	(\$243,000.00)	\$0.00	\$243,034.02	\$0.00
FNC-Fifth Third Bank	4/3/2020	2.45%	\$244,000.00	\$5,994.38	(\$5,994.38)	(\$244,000.00)	\$0.00	\$244,029.28	\$0.00
FNC-BankUnited, NA	5/29/2020	2.45%	\$244,000.00	\$5,503.04			\$244,000.00	\$244,590.48	\$244,412.36
FNC-Berkshire Bank	5/29/2020	2.40%	\$244,000.00	\$5,390.73			\$244,000.00	\$244,570.96	\$244,402.60
FNC-Valley National Bank	4/8/2021	1.25%	\$0.00	\$185.34		\$246,000.00	\$246,000.00	\$0.00	\$247,884.36
FNC-Truist Bank	4/20/2021	1.15%	\$0.00	\$70.04		\$247,000.00	\$247,000.00	\$0.00	\$248,640.08
FNC-Wex Bank	7/9/2021	1.15%	\$0.00	\$173.32		\$241,000.00	\$241,000.00	\$0.00	\$243,053.32
FNC-Goldman Sachs	4/22/2022	1.40%	\$0.00	\$76.10		\$248,000.00	\$248,000.00	\$0.00	\$249,237.52
Total FNC Brokered CDs			\$975,000.00	\$23,814.81	(\$12,416.24)	\$495,000.00	\$1,470,000.00	\$976,224.74	\$1,477,630.24
Average FNC Brokered CD Rate		1.86%							
MSB-New York Community Bank	5/22/2020	2.45%	\$244,000.00	\$5,601.30	\$0.00		\$244,000.00	\$244,522.16	\$244,312.32
MSB-First Alliance CU	6/12/2020	2.45%	\$244,000.00	\$5,257.36	\$0.00		\$244,000.00	\$244,719.80	\$244,610.00
MSB-Dime Community Bank	9/14/2020	2.40%	\$247,000.00	\$2,241.27	\$0.00		\$247,000.00	\$248,548.69	\$248,924.13
MSB-USAlliance Fec CU	5/28/2021	2.50%	\$249,000.00	\$17.05	(\$1,023.29)		\$249,000.00	\$249,654.87	\$249,438.24
MSB-Ally Bank	6/14/2021	2.40%	\$247,000.00	\$2,257.51	\$0.00		\$247,000.00	\$250,332.03	\$252,189.47
MSB-Goldman Sachs	6/14/2021	2.40%	\$247,000.00	\$2,273.75	\$0.00		\$247,000.00	\$250,332.03	\$252,189.47
MSB-Morgan Stanley Private Bank	6/14/2021	2.45%	\$246,000.00	\$2,295.21	\$0.00		\$246,000.00	\$249,466.14	\$251,306.22
MSB-University Iowa Community CU	6/14/2021	2.45%	\$249,000.00	\$484.70	(\$518.12)		\$249,000.00	\$252,510.90	\$254,363.46
MSB-BMW Bank North America	8/30/2020	1.55%	\$248,000.00	\$652.95	\$0.00		\$248,000.00	\$248,900.24	\$251,246.32
MSB-JPMorgan Chase	12/13/2021	1.80%	\$248,000.00	\$587.05	(\$1,112.94)		\$248,000.00	\$248,424.08	\$248,448.88
MSB-Morgan Stanley	12/13/2021	1.75%	\$247,000.00	\$1,657.95	\$0.00		\$247,000.00	\$248,780.87	\$251,480.58
MSB-Bellco Cr Un	3/30/2022	1.30%	\$249,000.00	\$0.00			\$249,000.00	\$248,755.98	\$251,920.77
MSB-American Express	3/31/2022	1.35%	\$248,000.00	\$275.18			\$248,000.00	\$248,000.00	\$251,154.56
MSB-Cadence Bank	3/31/2022	1.20%	\$0.00	\$244.60		\$248,000.00	\$248,000.00	\$0.00	\$250,452.72
Total MSB Brokered CDs			\$3,213,000.00	\$23,845.88	(\$2,654.35)	\$0.00	\$3,461,000.00	\$3,232,947.79	\$3,502,037.14
Average MSB Brokered CD Rate		2.03%							
Collateralized Sweep Account Issuer	Maturity Date	Interest Rate	4/1/2020	Interest	Deposits	Withdrawals	4/30/2020		
Security State Bank & Trust-General	on Demand	0.63%	\$22,643,098.41	\$11,132.78	\$2,223,832.88	(\$4,591,621.00)	\$20,286,443.07		
Security State Bank & Trust-COB2001-I&S	on Demand	0.63%	\$52,962.92	\$27.81	\$1,506.51		\$54,497.24		
Security State Bank & Trust-GOB 2013-I&S	on Demand	0.63%	\$222,920.94	\$117.71	\$8,536.87		\$231,575.52		
Security State Bank & Trust-2013 Jail Project	on Demand	0.43%	\$26,960.17	\$9.50			\$26,969.67		
Total Collateralized Sweep Accounts			\$22,945,942.44	\$11,287.80	\$2,233,876.26	(\$4,591,621.00)	\$20,599,485.50		
Average Collateralized Sweep Account Rate		0.58%							
Total Invested Funds			\$35,531,417.79				\$33,434,796.89		

Pledge Report by Maturity Date
Pledge B: GILLESPIE COUNTY - TEXAS

Safekeeping Receipt	SK Code	Cusip	ID #	Current Face	Original Face	Description	ASC			Maturity	Book Value	Fair Value
							320	Moody / S&P	Coupon			
1006	970650DW4	102660	245,000.00	245,000.00	WILLIS TX GO AGM QTEO	HTM	A2 / AA	3.000	08/01/2020	245,395.45	246,186.85	
1006	270299FC9	103353	240,000.00	240,000.00	EARLY TX REF GO AGM QTEO	HTM	NR / AA	2.000	02/15/2021	241,188.25	241,611.06	
1006	486188EJ0	102402	375,000.00	375,000.00	KAUFMAN CNTY TX GO AGM	AFS	NR / AA	3.000	02/15/2021	377,433.44	380,462.93	
1006	3133ELGK4	103743	1,000,000.00	1,000,000.00	FFCB	AFS		1.640	04/09/2021	1,000,000.00	1,000,000.00	
1006	89438EHB3	102301	220,000.00	220,000.00	TRAVIS CNTY TX MUD #3 RFDG-SER A GO	AFS	A1 / NR	3.000	09/01/2021	220,000.00	221,254.08	
1006	208435NE3	102168	610,000.00	610,000.00	CONROE TX WTR & SWR REV AGM QTEO	HTM	NR / AA	3.000	11/15/2021	612,377.18	615,448.50	
1006	881830K69	103729	380,000.00	380,000.00	TEXARKANA TX GO QTEO	HTM	NR / AA-	3.500	02/15/2022	394,138.03	395,415.66	
1006	899474UY4	103514	310,000.00	310,000.00	TULOSO-MIDWAY TX ISD REF GO PSF QTEO	HTM	NR / AAA	3.000	02/15/2022	315,411.42	320,747.83	
1006	932440BS8	103584	385,000.00	385,000.00	WALLER CNTY TX GO BDS 2017 QTEO	HTM	NR / AA	3.000	02/15/2022	392,928.39	397,217.29	
1006	385082HZ8	102164	230,000.00	230,000.00	GRANBURY TX UTIL SYS REV AGM QTEO	HTM	A2 / AA	4.000	09/15/2022	230,826.67	232,260.42	
1006	046573GE5	103474	430,000.00	430,000.00	ATASCOSA CNTY TX C/O GO QTEO	HTM	NR / AA-	3.000	02/01/2023	441,077.61	450,507.93	
1006	929831FX8	103497	450,000.00	450,000.00	WACO TX C/O GO QTEO	HTM	Aa1 / AA+	3.000	02/01/2023	460,405.19	471,461.79	
1006	157789GX0	103579	480,000.00	480,000.00	CHAMBERS CNTY TX GO QTEO	HTM	NR / AA	3.000	03/01/2023	495,506.21	504,888.90	
1006	006514GC1	103457	250,000.00	250,000.00	ADDICKS TX UD WW & SS GO BAM QTEO	HTM	NR / AA	2.250	09/01/2023	248,090.01	255,488.43	
1006	970007LR9	103369	230,000.00	230,000.00	WILLIAMSON CNTY TX WW&SS IRR & DRA	HTM	A3 / AA	3.000	09/01/2023	234,951.28	234,951.06	
1006	385082JA1	102165	240,000.00	240,000.00	GRANBURY TX UTIL SYS REV AGM QTEO	HTM	A2 / AA	4.000	09/15/2023	240,699.59	242,358.70	
1006	016140NG6	103484	210,000.00	210,000.00	ALICE TX REF GO AGM QTEO	HTM	NR / AA	4.000	02/01/2024	221,142.92	231,046.52	
1006	286525QG8	103472	395,000.00	395,000.00	ELGIN TX C/O GO BAM QTEO	HTM	Baa1 / AA	4.000	07/15/2024	421,595.55	438,973.61	
1006	877294SS8	103577	260,000.00	260,000.00	TAYLOR TX GO REF BDS 2017 QTEO	HTM	NR / AA-	4.000	08/15/2024	280,888.00	289,453.48	
1006	006514GD9	103458	250,000.00	250,000.00	ADDICKS TX UD WW & SS GO BAM QTEO	HTM	NR / AA	2.500	09/01/2024	248,534.90	256,764.65	
1006	046573GG0	103487	460,000.00	460,000.00	ATASCOSA CNTY TX C/O GO QTEO	HTM	NR / AA-	3.000	02/01/2025	474,907.66	495,883.10	
1006	078275X25	103451	925,000.00	925,000.00	BELLAIRE TX REF GO QTEO	HTM	NR / AAA	2.000	02/15/2025	912,935.32	957,654.71	
1006	513642EA2	102484	245,000.00	245,000.00	LAMPASAS TX GO SINKING FUND QTEO	HTM	NR / AA-	3.000	02/15/2025	246,320.93	248,117.92	
1006	38588NEZ8	102903	250,000.00	250,000.00	GRAND LAKES MUD #1 TX GO AGM QTEO	AFS	NR / AA	4.000	04/01/2025	255,624.32	260,296.87	
1006	622707RU3	102910	250,000.00	250,000.00	MOUNT PLEASANT TX ISD GO BAM SINK Q	HTM	A1 / AA	3.500	08/15/2025	250,913.83	251,640.89	
1006	770043KP1	102653	250,000.00	250,000.00	ROANOKE TX GO QTEO	HTM	NR / AA	3.750	08/15/2025	252,736.06	257,222.61	
1006	89440AFZ6	103395	295,000.00	295,000.00	TRAVIS CNTY TX MUD #11 REF GO BAM SINK	AFS	NR / AA	4.000	08/15/2025	314,493.73	315,523.69	
1006	626752SV2	102862	285,000.00	285,000.00	MURPHY TX WW & SS GO SINK QTEO	HTM	NR / AA+	3.500	02/15/2026	293,595.38	308,129.34	
1006	262061MV3	103666	250,000.00	250,000.00	DRIPPING SPRINGS TX ISD GO PSF QTEO	HTM	NR / AAA	3.000	08/15/2026	253,765.28	255,748.69	
1006	465542FY9	103413	240,000.00	240,000.00	ITASCA TX ISD SCH BLDG GO PSF QTEO	HTM	NR / AAA	4.000	08/15/2026	241,949.08	242,023.32	
1006	34682EKR3	103295	585,000.00	585,000.00	FORT BEND CNTY TX MUD #123 GO BAM Q	AFS	A3 / AA	4.000	09/01/2026	618,180.46	632,655.57	
1006	016140NL5	103483	490,000.00	490,000.00	ALICE TX REF GO AGM QTEO	HTM	NR / AA	4.000	02/01/2028	518,366.94	555,165.66	
1006	566022QD4	102870	500,000.00	500,000.00	MARBLE FALLS TX GO QTEO	HTM	NR / AA	4.000	02/01/2028	522,354.43	545,678.30	
1006	626752SX8	102861	305,000.00	305,000.00	MURPHY TX WW & SS GO SINK QTEO	HTM	NR / AA+	4.000	02/15/2028	317,152.56	334,297.77	
1006	31307CQS0	102578	313,830.83	1,000,000.00	FHLMC J #24065	HTM		2.500	06/01/2028	312,836.25	326,384.06	
1006	36179NFD5	102601	316,045.41	1,101,948.00	GNMA II #MA1064	HTM		2.500	06/20/2028	314,688.33	327,897.11	
1006	36179NHJ0	102604	294,266.85	1,000,000.00	GNMA II #MA1133	HTM		2.500	07/20/2028	293,964.25	305,301.86	

Note: Refer to the U.S. Government and Agency Ratings report for ratings on treasury, agency and pass through securities

FinSer ☎ (210) 224-5492
☎ (210) 224-8787

9601 McAllister Freeway, Suite 301, San Antonio, Texas 78216-4633

II. Pledge & Safekeeping Reports

Pledge Report by Maturity Date
Pledge B: GILLESPIE COUNTY - TEXAS

Safekeeping Receipt	SK Code	Cusip	ID #	Current Face	Original Face	Description	ASC 320	Moody / S&P	Coupon	Maturity	Book Value	Fair Value
1006	121295FY0	103325		480,000.00	480,000.00	BURKBURNETT TX C/O WW & SS GO BAM : HTM	NR / AA	3.000		02/15/2029	503,815.00	516,000.00
1006	921237DH3	103520		255,000.00	255,000.00	VAN TX C/O GO BAM SINKING FUND QTEO HTM	A3 / AA	3.000		08/15/2029	257,419.08	272,850.00
1006	894520E43	103394		345,000.00	345,000.00	TRAVIS CNTY TX WTR CTL & IMPT DIST #0 AFS	NR / AA	4.000		11/01/2029	350,056.47	349,581.68
1006	492350DF7	103350		270,000.00	270,000.00	KERR CNTY TX C/O GO QTEO HTM	NR / AA	4.000		02/15/2030	275,231.42	275,535.63
1006	782203CD3	103496		425,000.00	425,000.00	RUSK TX WW & SWR SYS C/O BAM-TCRS G AFS	NR / AA	4.000		02/15/2030	436,750.32	441,436.23
1006	924648JS8	103392		525,000.00	525,000.00	VERNON TX REF GO MAC SINKING FUND Q HTM	NR / AA	4.000		03/15/2030	581,761.25	595,913.01
1006	488818EP6	103449		215,000.00	215,000.00	KENEDY TX C/O GO SINKING FUND QTEO HTM	NR / AA-	4.000		05/01/2030	229,463.22	240,883.25
1006	897062ES0	103355		345,000.00	345,000.00	TROPHY CLUB TX GO AGC QTEO HTM	Aa3 / AA+	4.125		09/01/2030	348,269.58	348,272.59
1006	970667WL1	103732		500,000.00	500,000.00	WILLIS TX ISD REF BDS 2012 GO PSF QTEO HTM	Aaa / NR	2.750		02/15/2031	509,174.75	513,993.16
1006	077131JT8	103490		285,000.00	285,000.00	BEEVILLE TX C/O GO AGM SINKING FUND HTM	NR / AA	4.000		08/15/2031	302,197.33	312,637.75
1006	244109P32	103361		245,000.00	245,000.00	DEER PARK TX C/O GO QTEO HTM	NR / AAA	4.000		03/15/2032	250,311.36	250,663.21
1006	3128P73X9	102571		434,869.40	1,000,000.00	FHLMC C #91714 HTM		3.000		07/01/2033	433,430.49	457,971.84
1006	36225C5S1	101528		75,633.03	1,000,000.00	GNMA II #80856 ADJ RT AFS		3.000		03/20/2034	75,618.93	76,818.86
1006	36225DH49	101551		89,947.82	2,000,000.00	GNMA II #81150 ADJ RT AFS		3.125		11/20/2034	89,947.82	91,200.98
1006	36225DHX5	101552		47,510.22	2,000,000.00	GNMA II #81145 ADJ RT AFS		3.125		11/20/2034	47,455.85	48,055.37
1006	36225E5X6	101907		85,203.88	1,000,000.00	GNMA II #82661 ARM AFS		3.125		11/20/2040	85,203.88	86,533.05
1006	36225E5X6	101913		85,203.88	1,000,000.00	GNMA II #82661 ARM AFS		3.125		11/20/2040	85,203.88	86,533.05
Items 54				18,152,511.32	27,511,948.00			3.218			18,577,989.53	19,011,000.82

Status Codes: N = New Purchase S = Sold M = Matured C = Called O = Paid Off * = Pre-refunded T = ASC 320 Transfer I = Impaired

Note: Refer to the U.S. Government and Agency Ratings report for ratings on treasury, agency and pass through securities.

FinSer (210) 224-5492
(210) 224-8787

9601 McAllister Freeway, Suite 301, San Antonio, Texas 78216-4633

II. Pledge & Safekeeping Reports



Gillespie County
Kelly Eckhardt, County Treasurer
101 West Main St
Rm 5
Fredericksburg, TX 78624

Custodial Letter of Credit
Pledge Allocation Pledge Receipt

Pledge Reference #: 27000316-4 Member FHFA ID: 13389 Effective Date: 05/04/2020

Pledge allocation for the above beneficiary has been pledged by

Security State Bank & Trust
P.O. Box 471
Fredericksburg, TX 78624

Pledged Amount: \$10,000,000.00

Letter of Credit # 27000316
LOC Maturity Date 12/20/2021
LOC Issue Date 12/20/2019

IN ORDER TO COMPLY WITH 2257.045(C)(2) OF THE TEXAS GOVERNMENT CODE, PROMPTLY, BY THE CLOSE OF BUSINESS TODAY, DELIVER A COPY OF THIS TRUST RECEIPT TO YOUR DEPOSITOR.

Pledges By Pledgee And Maturity



Pledged To: GILLESPIE CO

Texas Regional Bank - McAllen, TX

As Of 4/30/2020

Page 28 of 41

Receipt# Safekeeping Location	CUSIP	ASC 320	Description Maturity Prerefund	Pool/Type Coupon	Moody S&P	Original Face Pledged Percent	Pledged			
							Original Face	Par	Book Value	Market Value
FHLB: FED HOME LOAN BANK	31410LGN6	AFS	FNMA 15YR 01/01/27	890405 3.50		1,655,000.00 100.00%	1,655,000.00	260,933.03	269,339.00	275,217.05
FHLB: FED HOME LOAN BANK	3128MECD1	AFS	FHLMC 15YR 11/01/29	G15268 3.50		1,700,000.00 100.00%	1,700,000.00	617,765.64	649,192.59	658,487.40
FHLB: FED HOME LOAN BANK	3138ETYH3	AFS	FNMA 20YR 04/01/36	AL8811 4.00		1,625,000.00 100.00%	1,625,000.00	867,225.66	920,484.81	945,000.91
3 Securities Pledged To: L - GILLESPIE CO							4,980,000.00	1,745,924.33	1,839,016.40	1,878,705.36

Although the information in this report has been obtained from sources believed to be reliable, its accuracy cannot be guaranteed.