

# COUNTY OF GILLESPIE

Kelly Eckhardt

County Treasurer

Gillespie County Courthouse  
101 West Main Street, Unit #5  
Room 106

Office 830-997-6521

FREDERICKSBURG, TEXAS  
78624-3700

## AFFIDAVIT


I, Kelly Eckhardt, Treasurer, in and for the County of Gillespie, State of Texas, do present the foregoing Monthly Report to be a true and correct statement, to the best of my knowledge, of all accounts under the control of the Gillespie County Treasurer for October 31, 2020.


  
\_\_\_\_\_  
Kelly Eckhardt, Gillespie County Treasurer


October 2020 Cash Receipts:	\$ 1,783,929.81
October 2020 Disbursements:	\$ 2,905,727.09
October 2020 GF Pooled Cash	\$ 23,855,002.85
October 2020 Bond Interest and Sinking	\$ 139,885.24
October 2020 Jail Bond	\$ 151,006.54
October 2020 County Attorney HOT Funds	\$ 15,632.27
October 2020 District Clerk Operating	\$ 27,869.94
October 2020 County Clerk Operating	\$ 85,356.73
October 2020 JP #1 Operating	\$ 16,688.50
October 2020 JP #2 Operating	\$ 8,995.54
October 2020 JP #3 Operating	\$ 21,867.69
October 2020 JP #4 Operating	\$ 4,261.13
Total Available Cash	\$ 24,326,001.43

Presented, examined, and accepted at the regular term of Commissioners' Court, pursuant to LGC 114.026 on this the 22<sup>nd</sup> day of February 2021:

  
\_\_\_\_\_  
Mark Stroehrer, County Judge

  
\_\_\_\_\_  
Charles Olfers, Commissioner, Pct. 1

  
\_\_\_\_\_  
Keith Kramer, Commissioner, Pct. 2

  
\_\_\_\_\_  
Dennis Neffendorf, Commissioner, Pct. 3

  
\_\_\_\_\_  
Donnie Schuch, Commissioner, Pct. 4

  
\_\_\_\_\_  
Mary Lynn Rusche, County Clerk

GILLESPIE COUNTY  
 POOLED CASH TRIAL BALANCE  
 AS OF OCTOBER 31, 2020

FUND ACCT	10/1/2020 BEGINNING BALANCE	9/30/20 JOURNAL ENTRIES	OCTOBER 2020 RECEIPTS	OCTOBER 2020 DISBURSEMENTS	10/31/2020 ENDING BALANCE
10.100.1101 GENERAL FUND	14,151,136.77	202,231.21	1,443,772.46	(1,785,725.66)	14,011,414.78
<b>ROAD &amp; BRIDGE FUNDS</b>					
15.100.1101 COUNTY WIDE	2,041,117.09	27,147.13	108,469.57	(26,239.44)	2,150,494.35
16.100.1101 PRECINCT 1	254,582.19	6,648.15	63.21	(41,414.19)	219,879.36
17.100.1101 PRECINCT 2	250,156.27	6,648.15	58.04	(54,410.85)	202,451.61
18.100.1101 PRECINCT 3	257,166.90	6,648.14	47.28	(97,703.29)	166,159.03
19.100.1101 PRINCINCT 4	255,712.51	6,648.14	556.98	(64,008.00)	198,909.63
<b>TOTAL ROAD &amp; BRIDGE FUNDS</b>	<b>3,058,734.96</b>	<b>53,739.71</b>	<b>109,195.08</b>	<b>(283,775.77)</b>	<b>2,937,893.98</b>
<b>SPECIAL FUNDS</b>					
11.100.1101 NON-SPECIFIC GRANTS FUND	170,109.17	(48,036.29)	42.13	(28,000.00)	94,115.01
20.100.1101 LAW LIBRARY FUND	8,098.01	4,562.36	1,830.99	(2,920.00)	11,571.36
21.100.1101 LATERAL ROAD FUND	26,617.62	(26,592.58)	26,537.22	.00	26,562.26
22.100.1101 STATE COURT COSTS, FEES, FINES FUND	514.39	.00	(442.29)	(294.11)	(222.01)
24.100.1101 PROBATE TRAINING FUND	48,825.56	1,323.00	.00	.00	50,148.56
25.100.1101 COURT REPORTER SERVICE FUND	10,165.48	1,174.67	.00	.00	11,340.15
27.100.1101 STATE WASTE WATER FEE FUND	1,210.00	.00	430.00	(960.00)	680.00
28.100.1101 COUNTY RECORDS MANAGEMENT FUND	51,913.05	1,345.61	.00	.00	53,258.66
29.100.1101 COUNTY CLERK RECORDS MANAGEMENT FUND	89,026.88	24,686.75	.00	(2,466.95)	111,246.68
30.100.1101 SHERIFF SEIZURE FUND	40,844.78	.00	12.01	(349.78)	40,507.01
31.100.1101 JUSTICE COURT BUILDING SECURITY FUND	10,756.23	80.45	.00	.00	10,836.68
32.100.1101 COURTHOUSE SECURITY FUND	84,082.82	3,431.24	.00	.00	87,514.06
33.100.1101 COUNTY CLERK ARCHIVE FUND	52,020.00	22,870.00	.00	.00	74,890.00
34.100.1101 DISTRICT CLERK RECORDS MANAGEMENT FUND	15,917.81	494.87	.00	.00	16,412.68
35.100.1101 COUNTY & DISTRICT COURT TECHNOLOGY FUND	35,365.35	845.59	.00	.00	36,210.94
36.100.1101 OCCUPANCY TAX FUND	827,803.23	.00	153,094.77	(230,450.00)	750,448.00
37.100.1101 PRETRIAL INTERVENTION FUND	165,672.78	.00	600.00	.00	166,272.78
41.100.1101 ELECTIONS ADMINISTRATION FUND	509.38	.00	15,516.74	.00	16,026.12
42.100.1101 ELECTIONS HAVA GRANT FUND	34,539.39	(3,403.60)	10.20	(92.00)	31,053.99
45.100.1101 COUNTY JURY FUND	122.85	.00	.00	.00	122.85
46.100.1101 COUNTY SPECIALTY COURT FUND	1,724.36	.00	.00	.00	1,724.36
47.100.1101 LOCAL TRUANCY P&D FUND	1,963.15	.00	.00	.00	1,963.15
51.100.1101 JUSTICE COURT TECHNOLOGY FUND	89,001.41	325.93	.00	.00	89,327.34
70.100.1101 CAPITAL IMPROVEMENT/MAINTENANCE FUND	4,965,248.97	.00	1,310.04	(546,943.40)	4,419,615.61
71.100.1101 AIRPORT CAPITAL PROJECT GRANT	15.18	.00	.00	.00	15.18
72.100.1101 AIRPORT OPERATING FUND	440,407.08	14.99	29,754.40	(20,768.23)	449,408.24
76.100.1101 LEOSE TRAINING FUND-CONSTABLE PCT 3	668.78	.00	.00	.00	668.78
77.100.1101 LEOSE TRAINING FUND-CONSTABLE PCT 4	.00	.00	.00	.00	.00
78.100.1101 LEOSE TRAINING FUND-SHERIFF	6,296.92	(3,932.95)	.00	.00	2,363.97
79.100.1101 LEOSE TRAINING FUND-CONSTABLE PCT 1	10,601.78	(74.50)	.00	.00	10,527.28
81.100.1101 TAX ASSESSOR COLLECTOR MVI FUND	106.75	.00	.00	.00	106.75
82.100.1101 LEOSE TRAINING FUND-CONSTABLE PCT 2	9,039.44	(155.80)	.00	.00	8,883.64
83.100.1101 APPELLATE JUDICIAL SYSTEM FUND	5.00	.00	651.55	(651.55)	5.00
84.100.1101 ALTERNATIVE DISPUTE RESOLUTION FUND	.00	.00	1,527.63	(1,527.63)	.00
89.100.1101 McDERMOTT BULDING FUND	116,965.22	.00	34.68	.00	116,999.90
90.100.1101 UNCLAIMED MONIES FUND	37,802.77	.00	.00	.00	37,802.77
92.100.1101 BREITEN FUND	176,765.16	.00	52.20	(802.01)	176,015.35
93.100.1101 SHERIFF ABANDONED VEHICLE FUND	1,270.99	.00	.00	.00	1,270.99
<b>TOTAL SPECIAL FUNDS</b>	<b>7,531,997.74</b>	<b>(21,040.26)</b>	<b>230,962.27</b>	<b>(836,225.66)</b>	<b>6,905,694.09</b>
<b>TOTAL POOLED CASH</b>	<b>24,741,869.47</b>	<b>234,930.66</b>	<b>1,783,929.81</b>	<b>(2,905,727.09)</b>	<b>23,855,002.85</b>



## Gillespie County, TX

<b>Account</b>	<b>Name</b>	<b>Ending Balance</b>
<b>Fund: 99 - Pooled Cash</b>		
<u>99.100.1101</u>	GENERAL INVESTMENT SWEEP	\$13,157,360.81
<u>99.100.1106</u>	TEXPOOL	\$3,170,881.08
<u>99.100.1107</u>	TXCLASS	\$1,563,760.96
<u>99.100.1108</u>	CD-0154 SSB&T	\$250,000.00
<u>99.100.1109</u>	CD-0220 SSB&T	\$250,000.00
<u>99.100.1110</u>	CD-4120 SSB&T	\$500,000.00
<u>99.100.1111</u>	CD-0055 SSB&T	\$300,000.00
<u>99.100.1112</u>	CD-0253 SSB&T	\$400,000.00
<u>99.100.1113</u>	CD-0576 SSB&T	\$350,000.00
<u>99.100.1114</u>	CD-7966 TRB	\$100,000.00
<u>99.100.1115</u>	CD-7967 TRB	\$100,000.00
<u>99.100.1116</u>	CD-4948 TRB	\$150,000.00
<u>99.100.1117</u>	CD-0285 TRB	\$100,000.00
<u>99.100.1118</u>	CD-4860 TRB	\$100,000.00
<u>99.100.1119</u>	CD-7440 TRB	\$300,000.00
<u>99.100.1120</u>	CD-4048 TRB	\$100,000.00
<u>99.100.1121</u>	FNC-BROKERED CDS	\$734,000.00
<u>99.100.1122</u>	MSB-BROKERED CDS	\$2,229,000.00
	<b>TOTAL POOLED CASH</b>	<b>\$23,855,002.85</b>

GILLESPIE COUNTY  
NON-POOLED CASH  
AS OF OCTOBER 31, 2020

FUND ACCT	DESCRIPTION	10/1/2020 BEGINNING BALANCE	9/30/2020 PENDING CREDIT CARD	OCTOBER 2020 RECEIPTS	OCTOBER 2020 DISBURSEMENTS	10/31/2020 ENDING BALANCE
43.100.1101	JUSTICE OF PEACE NO 3	\$25,249.80	\$0.00	\$19,638.12	(\$23,020.23)	\$21,867.69
44.100.1101	JUSTICE OF PEACE NO 4	\$8,535.05	\$0.00	\$3,454.62	(\$7,728.54)	\$4,261.13
53.100.1101	INTEREST & SINKING COB #2001	\$57,713.92	\$0.00	\$3,671.27	\$0.00	\$61,385.19
61.100.1101	GOB SERIES 2013 JAIL PROJECT	\$48,349.83	\$0.00	\$4.10	\$0.00	\$48,353.93
61.100.1105	GOB SERIES 2013 JAIL PROJECT TEXPOOL	\$102,637.21	\$0.00	\$15.40	\$0.00	\$102,652.61
62.100.1101	GOB SERIES 2013 INT & SINK	\$57,737.37	\$0.00	\$20,762.68	\$0.00	\$78,500.05
80.100.1101	COUNTY ATTORNEY HOT CHECK	\$14,930.90	\$0.00	\$701.37	\$0.00	\$15,632.27
85.100.1101	JUSTICE OF PEACE NO 1	\$24,223.45	\$0.00	\$8,735.20	(\$16,270.15)	\$16,688.50
86.100.1101	JUSTICE OF PEACE NO 2	\$19,285.93	\$565.00	\$5,474.26	(\$16,329.65)	\$8,995.54
94.100.1101	COUNTY CLERK OPERATING	\$188,095.08	\$0.00	\$80,657.42	(\$183,395.77)	\$85,356.73
95.100.1101	DISTRICT CLERK OPERATING	\$72,908.74	\$0.00	\$15,024.49	(\$60,063.29)	\$27,869.94
	TOTAL NON-POOLED CASH	\$619,667.28	\$565.00	\$158,138.93	(\$306,807.63)	\$471,563.58

# Fund Summary

Fund	Beginning Balance	Total Activity	Ending Balance
43 - Justice of Peace No 3	29,342.80	-7,475.11	21,867.69
44 - Justice of Peace No 4	8,535.05	-4,273.92	4,261.13
53 - COB Series 2001 Interest & Sinking Ft	57,713.92	3,671.27	61,385.19
61 - GOB Series 2013 Jail Project	48,349.83	4.10	48,353.93
62 - GOB Series 2013 Interest & Sinking Ft	57,737.37	20,762.68	78,500.05
80 - County Attorney Hot Check Fund	14,930.90	701.37	15,632.27
85 - Justice of Peace No 1	25,108.45	-8,419.95	16,688.50
86 - Justice of Peace No 2	19,850.93	-10,855.39	8,995.54
94 - County Clerk Operating	188,773.08	-103,416.35	85,356.73
95 - District Clerk Operating	73,544.49	-45,674.55	27,869.94
<b>Grand Total:</b>	<b>523,886.82</b>	<b>-154,975.85</b>	<b>368,910.97</b>

GILLESPIE COUNTY  
 BANK BALANCES  
 AS OF OCTOBER 31, 2020

	10/31/2020	10/31/2020	10/31/2020	10/31/2020	10/31/2020	
	BANK BALANCE	DEPOSIT IN TRANSIT	OUTSTANDING CHECKS	ADJUSTED BANK BALANCE	GL BALANCE	DIFFERENCE
GENERAL INVESTMENT SWEEP	\$13,998,626.10	\$51,700.04	(\$892,965.33)	\$13,157,360.81	\$13,157,360.81	\$0.00
COUNTY ATTORNEY HOT CHECK	16,313.24	0.00	(680.97)	\$15,632.27	\$15,632.27	\$0.00
COUNTY CLERK OPERATING	81,621.43	4,358.08	(622.78)	\$85,356.73	\$85,356.73	\$0.00
DISTRICT CLERK OPERATING	38,615.38	617.50	(11,362.94)	\$27,869.94	\$27,869.94	\$0.00
GOB SERIES 2013 INT & SINK	58,709.68	19,790.37	0.00	\$78,500.05	\$78,500.05	\$0.00
GOB SERIES 2013 JAIL PROJECT	48,353.93	0.00	0.00	\$48,353.93	\$48,353.93	\$0.00
INTEREST & SINKING COB #2001	57,892.77	3,492.42	0.00	\$61,385.19	\$61,385.19	\$0.00
JUSTICE OF PEACE NO 1	16,879.30	945.00	(1,135.80)	\$16,688.50	\$16,688.50	\$0.00
JUSTICE OF PEACE NO 2	10,132.17	0.00	(1,136.63)	\$8,995.54	\$8,995.54	\$0.00
JUSTICE OF PEACE NO 3	22,194.56	0.00	(326.87)	\$21,867.69	\$21,867.69	\$0.00
JUSTICE OF PEACE NO 4	4,763.73	0.00	(502.60)	\$4,261.13	\$4,261.13	\$0.00
	\$14,354,102.29	\$80,903.41	(\$908,733.92)	\$13,526,271.78	\$13,526,271.78	\$0.00