

COUNTY OF GILLESPIE

Kelly Eckhardt

County Treasurer

Gillespie County Courthouse
101 West Main Street, Unit #5
Room 106

Office 830-997-6521

FREDERICKSBURG, TEXAS
78624-3700

AFFIDAVIT

I, Kelly Eckhardt, Treasurer, in and for the County of Gillespie, State of Texas, do present the foregoing Monthly Report to be a true and correct statement, to the best of my knowledge, of all accounts under the control of the Gillespie County Treasurer for January 31, 2021.




Kelly Eckhardt, Gillespie County Treasurer

January 2021 Cash Receipts:	\$ 7,718,577.09
January 2021 Disbursements:	\$ 1,685,771.77
January 2021 GF Pooled Cash	\$ 32,172,824.79
January 2021 Bond Interest and Sinking	\$ 972,241.25
January 2021 Jail Bond	\$ 151,054.83
January 2021 County Attorney HOT Funds	\$ 16,358.08
January 2021 District Clerk Operating	\$ 28,342.02
January 2021 County Clerk Operating	\$ 67,676.55
January 2021 JP #1 Operating	\$ 16,639.89
January 2021 JP #2 Operating	\$ 9,651.41
January 2021 JP #3 Operating	\$ 11,284.74
January 2021 JP #4 Operating	\$ 3,632.45
Total Available Cash	\$ 33,449,706.01


Presented, examined, and accepted at the regular term of Commissioners' Court, pursuant to LGC 114.026 on this the 8th day of March 2021.



Mark Stroehrer, County Judge



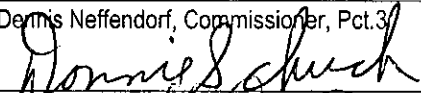
Charles Diers, Commissioner, Pct. 1




Keith Kramer, Commissioner, Pct. 2

(absent)

Dennis Neffendorf, Commissioner, Pct. 3



Donnie Schuch, Commissioner, Pct. 4



Mary Lynn Rusche, County Clerk

GILLESPIE COUNTY
 POOLED CASH TRIAL BALANCE
 AS OF JANUARY 31, 2021

FUND ACCT	DESCRIPTION	1/1/2021 BEGINNING BALANCE	JANUARY JOURNAL ENTRIES	JANUARY RECEIPTS	JANUARY DISBURSEMENTS	1/31/2021 ENDING BALANCE
10.100.1101	GENERAL FUND	\$16,291,853.59	\$181,469.95	\$6,343,593.01	(\$1,304,574.99)	\$21,512,341.56
ROAD & BRIDGE FUNDS						
15.100.1101	COUNTY WIDE	\$2,259,402.92	\$43,471.88	\$1,151,716.76	(\$19,760.16)	\$3,434,831.40
16.100.1101	PRECINCT 1	\$331,812.45	\$0.00	\$23.13	(\$41,797.57)	\$290,038.01
17.100.1101	PRECINCT 2	\$344,856.14	\$0.00	\$1,025.59	(\$25,020.30)	\$320,861.43
18.100.1101	PRECINCT 3	\$177,186.36	\$0.00	\$9.51	(\$57,888.05)	\$119,307.82
19.100.1101	PRINCINCT 4	\$326,526.19	\$0.00	\$522.50	(\$44,974.10)	\$282,074.59
	TOTAL ROAD & BRIDGE FUNDS	\$3,439,784.06	\$43,471.88	\$1,153,297.49	(\$189,440.18)	\$4,447,113.25
SPECIAL FUNDS						
11.100.1101	NON-SPECIFIC GRANTS FUND	\$94,219.29	\$0.00	\$7.50	\$0.00	\$94,226.79
20.100.1101	LAW LIBRARY FUND	\$9,338.36	\$3,436.66	\$0.00	(\$2,976.00)	\$9,799.02
21.100.1101	LATERAL ROAD FUND	\$26,562.26	\$0.00	\$0.00	\$0.00	\$26,562.26
22.100.1101	STATE COURT COSTS, FEES, FINES FUND	(\$222.01)	\$306.04	\$0.00	(\$324.04)	(\$240.01)
24.100.1101	PROBATE TRAINING FUND	\$50,148.56	\$945.00	\$0.00	\$0.00	\$51,093.56
25.100.1101	COURT REPORTER SERVICE FUND	\$11,426.71	\$1,050.15	\$0.00	\$0.00	\$12,476.86
27.100.1101	STATE WASTE WATER FEE FUND	\$1,230.00	\$0.00	\$180.00	(\$840.00)	\$570.00
28.100.1101	COUNTY RECORDS MANAGEMENT FUND	\$54,213.23	\$2,276.21	\$0.00	(\$4,200.00)	\$52,289.44
29.100.1101	COUNTY CLERK RECORDS MANAGEMENT FUND	\$107,689.05	\$26,970.13	\$0.00	(\$1,647.02)	\$133,012.16
30.100.1101	SHERIFF SEIZURE FUND	\$51,448.22	\$0.00	\$3.90	(\$2,448.40)	\$49,003.72
31.100.1101	JUSTICE COURT BUILDING SECURITY FUND	\$11,682.97	\$1,417.67	\$0.00	\$0.00	\$13,100.64
32.100.1101	COURTHOUSE SECURITY FUND	\$87,895.89	\$3,998.14	\$0.00	\$0.00	\$91,894.03
33.100.1101	COUNTY CLERK ARCHIVE FUND	\$74,890.00	\$25,440.00	\$0.00	\$0.00	\$100,330.00
34.100.1101	DISTRICT CLERK RECORDS MANAGEMENT FUND	\$16,412.68	\$413.41	\$0.00	\$0.00	\$16,826.09
35.100.1101	COUNTY & DISTRICT COURT TECHNOLOGY FUND	\$36,363.67	\$874.75	\$0.00	\$0.00	\$37,238.42
36.100.1101	OCCUPANCY TAX FUND	\$847,619.39	\$0.00	\$182,168.29	\$0.00	\$1,029,787.68
37.100.1101	PRETRIAL INTERVENTION FUND	\$168,072.78	\$0.00	\$100.00	\$0.00	\$168,172.78
41.100.1101	ELECTIONS ADMINISTRATION FUND	\$14,638.44	\$0.00	\$1.16	\$0.00	\$14,639.60
42.100.1101	ELECTIONS HAVA GRANT FUND	\$4,302.54	\$0.00	\$0.34	\$0.00	\$4,302.88
45.100.1101	COUNTY JURY FUND	\$178.30	\$73.54	\$0.00	\$0.00	\$251.84
46.100.1101	COUNTY SPECIALTY COURT FUND	\$2,534.66	\$935.63	\$0.00	\$0.00	\$3,470.29
47.100.1101	LOCAL TRUANCY P&D FUND	\$2,826.70	\$1,365.50	\$0.00	\$0.00	\$4,192.20
51.100.1101	JUSTICE COURT TECHNOLOGY FUND	\$90,018.17	\$1,420.58	\$0.00	\$0.00	\$91,438.75
70.100.1101	CAPITAL IMPROVEMENT/MAINTENANCE FUND	\$3,526,985.37	\$0.00	\$268.60	(\$159,368.33)	\$3,367,885.64
71.100.1101	AIRPORT CAPITAL PROJECT GRANT	\$15.18	\$0.00	\$0.00	\$0.00	\$15.18
72.100.1101	AIRPORT OPERATING FUND	\$466,979.65	\$0.00	\$38,933.56	(\$17,687.78)	\$488,225.43
76.100.1101	LEOSE TRAINING FUND-CONSTABLE PCT 3	\$668.78	\$0.00	\$0.00	\$0.00	\$668.78
77.100.1101	LEOSE TRAINING FUND-CONSTABLE PCT 4	\$0.00	\$0.00	\$0.00	\$0.00	\$0.00
78.100.1101	LEOSE TRAINING FUND-SHERIFF	\$2,363.97	\$0.00	\$0.00	\$0.00	\$2,363.97
79.100.1101	LEOSE TRAINING FUND-CONSTABLE PCT 1	\$10,527.28	\$0.00	\$0.00	\$0.00	\$10,527.28
81.100.1101	TAX ASSESSOR COLLECTOR MVI FUND	\$108.75	\$0.00	\$0.00	\$0.00	\$108.75
82.100.1101	LEOSE TRAINING FUND-CONSTABLE PCT 2	\$8,883.64	\$0.00	\$0.00	\$0.00	\$8,883.64
83.100.1101	APPELLATE JUDICIAL SYSTEM FUND	\$5.00	\$490.96	\$0.00	(\$490.96)	\$5.00
84.100.1101	ALTERNATIVE DISPUTE RESOLUTION FUND	\$0.00	\$1,312.40	\$0.00	(\$1,312.40)	\$0.00
89.100.1101	McDERMOTT BULDING FUND	\$117,085.74	\$0.00	\$9.34	\$0.00	\$117,095.08
90.100.1101	UNCLAIMED MONIES FUND	\$38,236.77	\$0.00	\$0.00	\$0.00	\$38,236.77
92.100.1101	BREITEN FUND	\$174,094.24	\$0.00	\$13.90	(\$461.67)	\$173,646.47
93.100.1101	SHERIFF ABANDONED VEHICLE FUND	\$1,270.99	\$0.00	\$0.00	\$0.00	\$1,270.99
	TOTAL SPECIAL FUNDS	\$6,110,713.22	\$72,726.77	\$221,686.59	(\$191,756.60)	\$6,213,369.98
	TOTAL POOLED CASH	\$25,842,350.87	\$297,668.60	\$7,718,577.09	(\$1,685,771.77)	\$32,172,824.79



My Pooled Cash Report

Gillespie County, TX
For the Period Ending 1/31/2021

ACCOUNT #	ACCOUNT NAME	BEGINNING BALANCE	CURRENT ACTIVITY	CURRENT BALANCE
CLAIM ON CASH				
<u>10.100.1100</u>	Claim On Cash	16,291,853.59	5,220,487.97	21,512,341.56
<u>11.100.1100</u>	Claim On Cash	94,219.29	7.50	94,226.79
<u>15.100.1100</u>	Claim On Cash	2,259,402.92	1,175,428.48	3,434,831.40
<u>16.100.1100</u>	Claim On Cash	331,812.45	(41,774.44)	290,038.01
<u>17.100.1100</u>	Claim On Cash	344,856.14	(23,994.71)	320,861.43
<u>18.100.1100</u>	Claim On Cash	177,186.36	(57,878.54)	119,307.82
<u>20.100.1100</u>	Claim On Cash	326,526.19	(44,451.60)	282,074.59
<u>21.100.1100</u>	Claim On Cash	9,338.36	460.66	9,799.02
<u>22.100.1100</u>	Claim On Cash	26,562.26	0.00	26,562.26
<u>24.100.1100</u>	Claim On Cash	(222.01)	(18.00)	(240.01)
<u>25.100.1100</u>	Claim On Cash	50,148.56	945.00	51,093.56
<u>27.100.1100</u>	Claim On Cash	11,426.71	1,050.15	12,476.86
<u>28.100.1100</u>	Claim On Cash	1,230.00	(660.00)	570.00
<u>29.100.1100</u>	Claim On Cash	54,213.23	(1,923.79)	52,289.44
<u>30.100.1100</u>	Claim On Cash	107,689.05	25,323.11	133,012.16
<u>31.100.1100</u>	Claim On Cash	51,448.22	(2,444.50)	49,003.72
<u>32.100.1100</u>	Claim On Cash	11,682.97	1,417.67	13,100.64
<u>33.100.1100</u>	Claim On Cash	87,895.89	3,998.14	91,894.03
<u>34.100.1100</u>	Claim On Cash	74,890.00	25,440.00	100,330.00
<u>35.100.1100</u>	Claim On Cash	16,412.68	413.41	16,826.09
<u>36.100.1100</u>	Claim On Cash	36,363.67	874.75	37,238.42
<u>37.100.1100</u>	Claim On Cash	847,619.39	182,168.29	1,029,787.68
<u>41.100.1100</u>	Claim On Cash	168,072.78	100.00	168,172.78
<u>42.100.1100</u>	Claim On Cash	14,638.44	1.16	14,639.60
<u>45.100.1100</u>	Claim On Cash	4,302.54	0.34	4,302.88
<u>46.100.1100</u>	Claim On Cash	178.30	73.54	251.84
<u>47.100.1100</u>	Claim On Cash	2,534.66	935.63	3,470.29
<u>51.100.1100</u>	Claim On Cash	2,826.70	1,365.50	4,192.20
<u>70.100.1100</u>	Claim On Cash	90,018.17	1,420.58	91,438.75
<u>71.100.1100</u>	Claim On Cash	3,526,985.37	(159,099.73)	3,367,885.64
<u>72.100.1100</u>	Claim On Cash	15.18	0.00	15.18
<u>76.100.1100</u>	Claim On Cash	466,979.65	21,245.78	488,225.43
<u>78.100.1100</u>	Claim On Cash	668.78	0.00	668.78
<u>79.100.1100</u>	Claim On Cash	2,363.97	0.00	2,363.97
<u>81.100.1100</u>	Claim On Cash	10,527.28	0.00	10,527.28
<u>82.100.1100</u>	Claim On Cash	106.75	0.00	106.75
<u>83.100.1100</u>	Claim On Cash	8,883.64	0.00	8,883.64
<u>89.100.1100</u>	Claim On Cash	5.00	0.00	5.00
<u>90.100.1100</u>	Claim On Cash	117,085.74	9.34	117,095.08
<u>92.100.1100</u>	Claim On Cash	38,236.77	0.00	38,236.77
<u>93.100.1100</u>	Claim On Cash	174,094.24	(447.77)	173,646.47
		1,270.99	0.00	1,270.99
TOTAL CLAIM ON CASH		<u>25,842,350.87</u>	<u>6,330,473.92</u>	<u>32,172,824.79</u>
CASH IN BANK				
Cash in Bank				
<u>99.100.1101</u>	GENERAL INVESTMENT SWEEP	15,143,767.52	6,330,085.63	21,473,853.15
<u>99.100.1106</u>	TEXPOOL	3,171,446.77	213.49	3,171,660.26
<u>99.100.1107</u>	TXCLASS	1,564,136.58	174.80	1,564,311.38
<u>99.100.1108</u>	CD-0154 SSB&T	250,000.00	0.00	250,000.00
<u>99.100.1109</u>	CD-0220 SSB&T	250,000.00	0.00	250,000.00

ACCOUNT #	ACCOUNT NAME	BEGINNING BALANCE	CURRENT ACTIVITY	CURRENT BALANCE
<u>99.100.1110</u>	CD-4120 SSB&T	500,000.00	0.00	500,000.00
<u>99.100.1111</u>	CD-0055 SSB&T	300,000.00	0.00	300,000.00
<u>99.100.1112</u>	CD-0253 SSB&T	400,000.00	0.00	400,000.00
<u>99.100.1113</u>	CD-0576 SSB&T	350,000.00	0.00	350,000.00
<u>99.100.1114</u>	CD-7966 TRB	100,000.00	0.00	100,000.00
<u>99.100.1115</u>	CD-7967 TRB	100,000.00	0.00	100,000.00
<u>99.100.1116</u>	CD-4948 TRB	150,000.00	0.00	150,000.00
<u>99.100.1117</u>	CD-0285 TRB	100,000.00	0.00	100,000.00
<u>99.100.1118</u>	CD-4860 TRB	100,000.00	0.00	100,000.00
<u>99.100.1119</u>	CD-7440 TRB	300,000.00	0.00	300,000.00
<u>99.100.1120</u>	CD-4048 TRB	100,000.00	0.00	100,000.00
<u>99.100.1121</u>	FNC-BROKERED CDS	734,000.00	0.00	734,000.00
<u>99.100.1122</u>	MBS-BROKERED CDS	2,229,000.00	0.00	2,229,000.00
TOTAL: Cash in Bank		<u>25,842,350.87</u>	<u>6,330,473.92</u>	<u>32,172,824.79</u>
TOTAL CASH IN BANK		<u>25,842,350.87</u>	<u>6,330,473.92</u>	<u>32,172,824.79</u>

GILLESPIE COUNTY
 NON-POOLED CASH
 AS OF JANUARY 31, 2021

FUND ACCT	DESCRIPTION	1/1/2021 BEGINNING BALANCE	JANUARY JOURNAL ENTRIES	JANUARY RECEIPTS	JANUARY DISBURSEMENTS	1/31/2021 ENDING BALANCE
43.100.1101	JUSTICE OF PEACE NO 3	\$43,445.75	(\$39,206.50)	\$7,045.99		\$11,284.74
44.100.1101	JUSTICE OF PEACE NO 4	\$9,290.51	(\$8,601.75)	\$2,943.69	(\$0.50)	\$3,632.45
53.100.1101	INTEREST & SINKING COB #2001	\$119,594.17	\$0.00	\$66,024.22	\$0.00	\$185,618.39
61.100.1101	GOB SERIES 2013 JAIL PROJECT	\$48,361.99	\$0.00	\$4.11	\$0.00	\$48,366.10
61.100.1105	GOB SERIES 2013 JAIL PROJECT TEXPOOL	\$102,677.27	\$0.00	\$11.46	\$0.00	\$102,688.73
62.100.1101	GOB SERIES 2013 INT & SINK	\$412,542.36	\$0.00	\$374,080.50	\$0.00	\$786,622.86
80.100.1101	COUNTY ATTORNEY HOT CHECK	\$15,426.58	\$0.00	\$931.50	\$0.00	\$16,358.08
85.100.1101	JUSTICE OF PEACE NO 1	\$26,103.04	(\$15,366.74)	\$6,433.29	(\$529.70)	\$16,639.89
86.100.1101	JUSTICE OF PEACE NO 2	\$22,728.70	(\$19,456.70)	\$7,844.81	(\$1,465.40)	\$9,651.41
94.100.1101	COUNTY CLERK OPERATING	\$214,067.89	(\$211,681.97)	\$66,511.03	(\$1,220.40)	\$67,676.55
95.100.1101	DISTRICT CLERK OPERATING	\$54,251.28	(\$41,148.60)	\$15,239.34	\$0.00	\$28,342.02
TOTAL NON-POOLED CASH		\$1,068,489.54	(\$335,462.26)	\$547,069.94	(\$3,216.00)	\$1,276,881.22

**GILLESPIE COUNTY
BANK BALANCES
AS OF JANUARY 31, 2021**

	BANK BALANCE	1/31/2021 DEPOSIT IN TRANSIT	1/31/2021 OUTSTANDING CHECKS	1/31/2021 ADJUSTED BANK BALANCE	1/31/2021 GL BALANCE	
GENERAL INVESTMENT SWEEP	\$21,639,737.29	\$49,107.96	(\$214,992.10)	\$21,473,853.15	\$21,473,853.15	\$0.00
COUNTY ATTORNEY HOT CHECK	\$17,097.73	\$0.00	(\$739.65)	\$16,358.08	\$16,358.08	\$0.00
COUNTY CLERK OPERATING	\$67,386.46	\$2,872.50	(\$2,582.41)	\$67,676.55	\$67,676.55	\$0.00
DISTRICT CLERK OPERATING	\$38,040.58	\$762.00	(\$10,460.56)	\$28,342.02	\$28,342.02	\$0.00
GOB SERIES 2013 INT & SINK	\$734,681.47	\$51,941.39	\$0.00	\$786,622.86	\$786,622.86	\$0.00
GOB SERIES 2013 JAIL PROJECT	\$48,366.10	\$0.00	\$0.00	\$48,366.10	\$48,366.10	\$0.00
INTEREST & SINKING COB #2001	\$176,452.26	\$9,166.13	\$0.00	\$185,618.39	\$185,618.39	\$0.00
JUSTICE OF PEACE NO 1	\$18,159.47	\$144.00	(\$1,663.58)	\$16,639.89	\$16,639.89	\$0.00
JUSTICE OF PEACE NO 2	\$10,867.53	\$0.00	(\$1,216.12)	\$9,651.41	\$9,651.41	\$0.00
JUSTICE OF PEACE NO 3	\$11,482.24	\$0.00	(\$197.50)	\$11,284.74	\$11,284.74	\$0.00
JUSTICE OF PEACE NO 4	\$3,634.45	\$0.00	(\$2.00)	\$3,632.45	\$3,632.45	\$0.00