

COUNTY OF GILLESPIE

Kelly Eckhardt

County Treasurer

Gillespie County Courthouse
101 West Main Street, Unit #5
Room 106

Office 830-997-6521

FREDERICKSBURG, TEXAS
78624-3700

AFFIDAVIT


I, Kelly Eckhardt, Treasurer, in and for the County of Gillespie, State of Texas, do present the foregoing Monthly Report to be a true and correct statement, to the best of my knowledge, of all accounts under the control of the Gillespie County Treasurer for November 30, 2020.




Kelly Eckhardt, Gillespie County Treasurer

November 2020 Cash Receipts:	\$ 2,860,750.01
November 2020 Disbursements:	\$ 2,478,137.21
November 2020 GF Pooled Cash	\$ 23,434,320.69
November 2020 Bond Interest and Sinking	\$ 288,005.86
November 2020 Jail Bond	\$ 151,022.99
November 2020 County Attorney HOT Funds	\$ 16,586.13
November 2020 District Clerk Operating	\$ 42,675.28
November 2020 County Clerk Operating	\$ 144,635.26
November 2020 JP #1 Operating	\$ 24,289.04
November 2020 JP #2 Operating	\$ 15,613.93
November 2020 JP #3 Operating	\$ 34,908.20
November 2020 JP #4 Operating	\$ 7,466.11
Total Available Cash	\$ 24,159,522.89

Presented, examined, and accepted at the regular term of Commissioners' Court, pursuant to LGC 114.026 on this the 22nd day of February 2021.




Mark Stroehrer, County Judge



Charles Offers, Commissioner, Pct.1




Keith Kramer, Commissioner, Pct.2



Dennis Neffendorf, Commissioner, Pct.3



Donnie Schuch, Commissioner, Pct.4



Mary Lynn Rusche, County Clerk

GILLESPIE COUNTY
 POOLED CASH TRIAL BALANCE
 AS OF NOVEMBER 30, 2020

FUND ACCT	DESCRIPTION	11/1/2020 BEGINNING BALANCE	NOVEMBER JOURNAL ENTRIES	NOVEMBER 2020 RECEIPTS	NOVEMBER 2020 DISBURSEMENTS	11/30/2020 ENDING BALANCE
10.100.1101	GENERAL FUND	\$14,011,414.78	(\$809,597.48)	\$2,393,755.70	(\$1,547,947.78)	\$14,047,625.22
ROAD & BRIDGE FUNDS						
15.100.1101	COUNTY WIDE	\$2,150,494.35	\$293.37	\$369,056.33	(\$37,852.77)	\$2,481,991.28
16.100.1101	PRECINCT 1	\$219,879.36	\$18.42	\$0.00	(\$60,900.97)	\$158,996.81
17.100.1101	PRECINCT 2	\$202,451.61	\$20.17	\$0.00	(\$28,777.75)	\$173,694.03
18.100.1101	PRECINCT 3	\$166,159.03	\$11.04	\$0.00	(\$70,367.30)	\$95,802.77
19.100.1101	PRINCINCT 4	\$198,909.63	\$19.65	\$0.00	(\$29,536.02)	\$169,393.26
	TOTAL ROAD & BRIDGE FUNDS	\$2,937,893.98	\$362.65	\$369,056.33	(\$227,434.81)	\$3,079,878.15
SPECIAL FUNDS						
11.100.1101	NON-SPECIFIC GRANTS FUND	\$94,115.01	\$17.03	\$0.00		\$94,132.04
20.100.1101	LAW LIBRARY FUND	\$11,571.36	\$0.00	\$0.00	(\$442.00)	\$11,129.36
21.100.1101	LATERAL ROAD FUND	\$26,562.26	\$0.00	\$0.00		\$26,562.26
22.100.1101	STATE COURT COSTS, FEES, FINES FUND	(\$222.01)	\$0.00	\$0.00	\$0.00	(\$222.01)
24.100.1101	PROBATE TRAINING FUND	\$50,148.56	\$0.00	\$0.00	\$0.00	\$50,148.56
25.100.1101	COURT REPORTER SERVICE FUND	\$11,340.15	\$86.56	\$0.00	\$0.00	\$11,426.71
27.100.1101	STATE WASTE WATER FEE FUND	\$680.00	\$0.00	\$140.00	\$0.00	\$820.00
28.100.1101	COUNTY RECORDS MANAGEMENT FUND	\$53,258.66	\$954.57	\$0.00	\$0.00	\$54,213.23
29.100.1101	COUNTY CLERK RECORDS MANAGEMENT FUND	\$111,246.68	\$0.00	\$0.00	(\$1,777.64)	\$109,469.04
30.100.1101	SHERIFF SEIZURE FUND	\$40,507.01	\$5.17	\$8,872.50	\$0.00	\$49,384.68
31.100.1101	JUSTICE COURT BUILDING SECURITY FUND	\$10,836.68	\$846.29	\$0.00	\$0.00	\$11,682.97
32.100.1101	COURTHOUSE SECURITY FUND	\$87,514.06	\$381.83	\$0.00	\$0.00	\$87,895.89
33.100.1101	COUNTY CLERK ARCHIVE FUND	\$74,890.00	\$0.00	\$0.00	\$0.00	\$74,890.00
34.100.1101	DISTRICT CLERK RECORDS MANAGEMENT FUND	\$16,412.68	\$0.00	\$0.00	\$0.00	\$16,412.68
35.100.1101	COUNTY & DISTRICT COURT TECHNOLOGY FUND	\$36,210.94	\$152.73	\$0.00	\$0.00	\$36,363.67
36.100.1101	OCCUPANCY TAX FUND	\$750,448.00	\$91.62	\$71,975.73	\$0.00	\$822,515.35
37.100.1101	PRETRIAL INTERVENTION FUND	\$166,272.78	\$0.00	\$1,600.00	\$0.00	\$167,872.78
41.100.1101	ELECTIONS ADMINISTRATION FUND	\$16,026.12	\$1.91	\$0.00	\$0.00	\$16,028.03
42.100.1101	ELECTIONS HAVA GRANT FUND	\$31,053.99	\$1.57	\$0.00	(\$22,579.50)	\$8,476.06
45.100.1101	COUNTY JURY FUND	\$122.85	\$55.45	\$0.00	\$0.00	\$178.30
46.100.1101	COUNTY SPECIALTY COURT FUND	\$1,724.36	\$810.30	\$0.00	\$0.00	\$2,534.66
47.100.1101	LOCAL TRUANCY P&D FUND	\$1,963.15	\$863.55	\$0.00	\$0.00	\$2,826.70
51.100.1101	JUSTICE COURT TECHNOLOGY FUND	\$89,327.34	\$690.83	\$0.00	\$0.00	\$90,018.17
70.100.1101	CAPITAL IMPROVEMENT/MAINTENANCE FUND	\$4,419,815.61	\$457.04	\$0.00	(\$666,322.88)	\$3,753,949.77
71.100.1101	AIRPORT CAPITAL PROJECT GRANT	\$15.18	\$0.00	\$0.00	\$0.00	\$15.18
72.100.1101	AIRPORT OPERATING FUND	\$449,408.24	\$54.42	\$15,349.75	(\$10,450.46)	\$454,361.95
76.100.1101	LEOSE TRAINING FUND-CONSTABLE PCT 3	\$668.78	\$0.00	\$0.00	\$0.00	\$668.78
77.100.1101	LEOSE TRAINING FUND-CONSTABLE PCT 4	\$0.00	\$0.00	\$0.00	\$0.00	\$0.00
78.100.1101	LEOSE TRAINING FUND-SHERIFF	\$2,363.97	\$0.00	\$0.00	\$0.00	\$2,363.97
79.100.1101	LEOSE TRAINING FUND-CONSTABLE PCT 1	\$10,527.28	\$0.00	\$0.00	\$0.00	\$10,527.28
81.100.1101	TAX ASSESSOR COLLECTOR MVI FUND	\$106.75	\$0.00	\$0.00	\$0.00	\$106.75
82.100.1101	LEOSE TRAINING FUND-CONSTABLE PCT 2	\$8,883.64	\$0.00	\$0.00	\$0.00	\$8,883.64
83.100.1101	APPELLATE JUDICIAL SYSTEM FUND	\$5.00	\$0.00	\$0.00	\$0.00	\$5.00
84.100.1101	ALTERNATIVE DISPUTE RESOLUTION FUND	\$0.00	\$0.00	\$0.00	\$0.00	\$0.00
89.100.1101	McDERMOTT BULDING FUND	\$116,999.90	\$14.03	\$0.00	\$0.00	\$117,013.93
90.100.1101	UNCLAIMED MONIES FUND	\$37,802.77	\$434.00	\$0.00	\$0.00	\$38,236.77
92.100.1101	BREITEN FUND	\$176,015.35	\$20.97	\$0.00	(\$1,182.14)	\$174,854.18
93.100.1101	SHERIFF ABANDONED VEHICLE FUND	\$1,270.99	\$0.00	\$0.00	\$0.00	\$1,270.99
	TOTAL SPECIAL FUNDS	\$6,905,694.09	\$5,939.87	\$97,937.98	(\$702,754.62)	\$6,306,817.32
	TOTAL POOLED CASH	\$23,855,002.85	(\$803,294.96)	\$2,860,750.01	(\$2,478,137.21)	\$23,434,320.69



My Pooled Cash Report

Gillespie County, TX

For the Period Ending 11/30/2020

ACCOUNT #	ACCOUNT NAME	BEGINNING BALANCE	CURRENT ACTIVITY	CURRENT BALANCE
CLAIM ON CASH				
10.100.1100	Claim On Cash	14,011,414.78	36,210.44	14,047,625.22
11.100.1100	Claim On Cash	94,115.01	17.03	94,132.04
15.100.1100	Claim On Cash	2,150,494.35	331,496.93	2,481,991.28
16.100.1100	Claim On Cash	219,879.36	(60,882.55)	158,996.81
17.100.1100	Claim On Cash	202,451.61	(28,757.58)	173,694.03
18.100.1100	Claim On Cash	166,159.03	(70,356.26)	95,802.77
19.100.1100	Claim On Cash	198,909.63	(29,516.37)	169,393.26
20.100.1100	Claim On Cash	11,571.36	(442.00)	11,129.36
21.100.1100	Claim On Cash	26,562.26	0.00	26,562.26
22.100.1100	Claim On Cash	(222.01)	0.00	(222.01)
24.100.1100	Claim On Cash	50,148.56	0.00	50,148.56
25.100.1100	Claim On Cash	11,340.15	86.56	11,426.71
26.100.1100	Claim On Cash	0.00	0.00	0.00
27.100.1100	Claim On Cash	680.00	140.00	820.00
28.100.1100	Claim On Cash	53,258.66	954.57	54,213.23
29.100.1100	Claim On Cash	111,246.68	(1,777.64)	109,469.04
30.100.1100	Claim On Cash	40,507.01	8,877.67	49,384.68
31.100.1100	Claim On Cash	10,836.68	846.29	11,682.97
32.100.1100	Claim On Cash	87,514.06	381.83	87,895.89
33.100.1100	Claim On Cash	74,890.00	0.00	74,890.00
34.100.1100	Claim On Cash	16,412.68	0.00	16,412.68
35.100.1100	Claim On Cash	36,210.94	152.73	36,363.67
36.100.1100	Claim On Cash	750,448.00	72,067.35	822,515.35
37.100.1100	Claim On Cash	166,272.78	1,600.00	167,872.78
40.100.1100	Claim On Cash	0.00	0.00	0.00
41.100.1100	Claim On Cash	16,026.12	1.91	16,028.03
42.100.1100	Claim On Cash	31,053.99	(22,577.93)	8,476.06
45.100.1100	Claim On Cash	122.85	55.45	178.30
46.100.1100	Claim On Cash	1,724.36	810.30	2,534.66
47.100.1100	Claim On Cash	1,963.15	863.55	2,826.70
51.100.1100	Claim On Cash	89,327.34	690.83	90,018.17
70.100.1100	Claim On Cash	4,419,615.61	(665,865.84)	3,753,749.77
71.100.1100	Claim On Cash	15.18	0.00	15.18
72.100.1100	Claim On Cash	449,408.24	4,953.71	454,361.95
76.100.1100	Claim On Cash	668.78	0.00	668.78
77.100.1100	Claim On Cash	0.00	0.00	0.00
78.100.1100	Claim On Cash	2,363.97	0.00	2,363.97
79.100.1100	Claim On Cash	10,527.28	0.00	10,527.28
81.100.1100	Claim On Cash	106.75	0.00	106.75
82.100.1100	Claim On Cash	8,883.64	0.00	8,883.64
83.100.1100	Claim On Cash	5.00	0.00	5.00
84.100.1100	Claim On Cash	0.00	0.00	0.00
89.100.1100	Claim On Cash	116,999.90	14.03	117,013.93
90.100.1100	Claim On Cash	37,802.77	434.00	38,236.77
92.100.1100	Claim On Cash	176,015.35	(1,161.17)	174,854.18
93.100.1100	Claim On Cash	1,270.99	0.00	1,270.99
TOTAL CLAIM ON CASH		23,855,002.85	(420,682.16)	23,434,320.69
CASH IN BANK				
Cash in Bank				
99.100.1101	GENERAL INVESTMENT SWEEP	13,157,360.81	(421,986.52)	12,735,374.29

ACCOUNT #	ACCOUNT NAME	BEGINNING BALANCE	CURRENT ACTIVITY	CURRENT BALANCE
<u>99.100.1106</u>	TEXPOOL	3,170,881.08	320.83	3,171,201.91
<u>99.100.1107</u>	TXCLASS	1,563,760.96	190.49	1,563,951.45
<u>99.100.1108</u>	CD-0154 SSB&T	250,000.00	0.00	250,000.00
<u>99.100.1109</u>	CD-0220 SSB&T	250,000.00	0.00	250,000.00
<u>99.100.1110</u>	CD-4120 SSB&T	500,000.00	0.00	500,000.00
<u>99.100.1111</u>	CD-0055 SSB&T	300,000.00	0.00	300,000.00
<u>99.100.1112</u>	CD-0253 SSB&T	400,000.00	0.00	400,000.00
<u>99.100.1113</u>	CD-0576 SSB&T	350,000.00	0.00	350,000.00
<u>99.100.1114</u>	CD-7966 TRB	100,000.00	0.00	100,000.00
<u>99.100.1115</u>	CD-7967 TRB	100,000.00	0.00	100,000.00
<u>99.100.1116</u>	CD-4948 TRB	150,000.00	0.00	150,000.00
<u>99.100.1117</u>	CD-0285 TRB	100,000.00	0.00	100,000.00
<u>99.100.1118</u>	CD-4860 TRB	100,000.00	0.00	100,000.00
<u>99.100.1119</u>	CD-7440 TRB	300,000.00	0.00	300,000.00
<u>99.100.1120</u>	CD-4048 TRB	100,000.00	0.00	100,000.00
<u>99.100.1121</u>	FNC-BROKERED CDS	734,000.00	0.00	734,000.00
<u>99.100.1122</u>	MSB-BROKERED CDS	2,229,000.00	793.04	2,229,793.04
TOTAL: Cash in Bank		<u>23,855,002.85</u>	<u>(420,682.16)</u>	<u>23,434,320.69</u>
TOTAL CASH IN BANK		<u>23,855,002.85</u>	<u>(420,682.16)</u>	<u>23,434,320.69</u>

GILLESPIE COUNTY
 NON-POOLED CASH
 AS OF NOVEMBER 30, 2020

FUND ACCT	DESCRIPTION	11/1/2020 BEGINNING BALANCE	11/30/2020 JOURNAL ENTRIES	NOVEMBER 2020 RECEIPTS	NOVEMBER 2020 DISBURSEMENTS	11/30/2020 ENDING BALANCE
43.100.1101	JUSTICE OF PEACE NO 3	\$21,867.69	(\$2,910.57)	\$17,400.38	(\$1,449.30)	\$34,908.20
44.100.1101	JUSTICE OF PEACE NO 4	\$4,261.13	(\$86.51)	\$3,536.49	(\$245.00)	\$7,466.11
53.100.1101	INTEREST & SINKING COB #2001	\$61,385.19	\$0.00	\$22,222.18	\$0.00	\$83,607.37
61.100.1101	GOB SERIES 2013 JAIL PROJECT	\$48,353.93	\$0.00	\$3.96	\$0.00	\$48,357.89
61.100.1105	GOB SERIES 2013 JAIL PROJECT TEXPOOL	\$102,652.61	\$0.00	\$12.49	\$0.00	\$102,665.10
62.100.1101	GOB SERIES 2013 INT & SINK	\$78,500.05	\$0.00	\$125,898.44	\$0.00	\$204,398.49
80.100.1101	COUNTY ATTORNEY HOT CHECK	\$15,632.27	\$0.00	\$1,052.72	(\$98.86)	\$16,586.13
85.100.1101	JUSTICE OF PEACE NO 1	\$16,688.50	\$157.00	\$7,443.54	\$0.00	\$24,289.04
86.100.1101	JUSTICE OF PEACE NO 2	\$8,995.54	(\$1,039.36)	\$9,326.25	(\$1,668.50)	\$15,613.93
94.100.1101	COUNTY CLERK OPERATING	\$85,356.73	(\$2,926.08)	\$62,204.61	\$0.00	\$144,635.26
95.100.1101	DISTRICT CLERK OPERATING	\$27,869.94	(\$979.50)	\$15,784.84	\$0.00	\$42,675.28
	TOTAL NON-POOLED CASH	\$471,563.58	(\$7,785.02)	\$264,885.90	(\$3,461.66)	\$725,202.80

Fund Summary

Fund	Beginning Balance	Total Activity	Ending Balance
43 - Justice of Peace No 3	21,867.69	13,040.51	34,908.20
44 - Justice of Peace No 4	4,261.13	3,204.98	7,466.11
53 - COB Series 2001 Interest & Sinking F.	61,385.19	22,222.18	83,607.37
61 - GOB Series 2013 Jail Project	151,006.54	16.45	151,022.99
62 - GOB Series 2013 Interest & Sinking Fi	78,500.05	125,898.44	204,398.49
80 - County Attorney Hot Check Fund	15,632.27	953.86	16,586.13
85 - Justice of Peace No 1	16,688.50	7,600.54	24,289.04
86 - Justice of Peace No 2	8,995.54	6,618.39	15,613.93
94 - County Clerk Operating	85,356.73	59,278.53	144,635.26
95 - District Clerk Operating	27,869.94	14,805.34	42,675.28
Grand Total:	471,563.58	253,639.22	725,202.80

**GILLESPIE COUNTY
BANK BALANCES
AS OF NOVEMBER 30, 2020**

	BANK	11/30/2020	11/30/2020	11/30/2020	11/30/2020	11/30/2020	DIFFERENCE
	BALANCE	DEPOSIT IN TRANSIT	OUTSTANDING CHECKS	ADJUSTED BANK BALANCE	GL BALANCE		
GENERAL INVESTMENT SWEEP	\$13,686,741.96	\$7,051.41	(\$958,419.08)	\$12,735,374.29	\$12,735,374.29		\$0.00
COUNTY ATTORNEY HOT CHECK	\$17,364.64	\$1.32	(\$779.83)	\$16,586.13	\$16,586.13		\$0.00
COUNTY CLERK OPERATING	\$142,557.27	\$2,700.77	(\$622.78)	\$144,635.26	\$144,635.26		\$0.00
DISTRICT CLERK OPERATING	\$52,987.34	\$154.88	(\$10,466.94)	\$42,675.28	\$42,675.28		\$0.00
GOB SERIES 2013 INT & SINK	\$189,894.35	\$14,504.14	\$0.00	\$204,398.49	\$204,398.49		\$0.00
GOB SERIES 2013 JAIL PROJECT	\$48,357.89	\$0.00	\$0.00	\$48,357.89	\$48,357.89		\$0.00
INTEREST & SINKING COB #2001	\$81,047.82	\$2,559.55	\$0.00	\$83,607.37	\$83,607.37		\$0.00
JUSTICE OF PEACE NO 1	\$24,702.92	\$721.92	(\$1,135.80)	\$24,289.04	\$24,289.04		\$0.00
JUSTICE OF PEACE NO 2	\$17,235.05	\$1.51	(\$1,622.63)	\$15,613.93	\$15,613.93		\$0.00
JUSTICE OF PEACE NO 3	\$36,312.52	\$1.85	(\$1,406.17)	\$34,908.20	\$34,908.20		\$0.00
JUSTICE OF PEACE NO 4	\$7,543.11	\$0.60	(\$77.60)	\$7,466.11	\$7,466.11		\$0.00