

COUNTY OF GILLESPIE

Kelly Eckhardt

County Treasurer

Gillespie County Courthouse
101 West Main Street, Unit #5
Room 106

Office 830-997-6521

FREDERICKSBURG, TEXAS
78624-3700

AFFIDAVIT

I, Kelly Eckhardt, Treasurer, in and for the County of Gillespie, State of Texas, do present the foregoing Monthly Report to be a true and correct statement, to the best of my knowledge, of all accounts under the control of the Gillespie County Treasurer for March 31, 2021.




Kelly Eckhardt, Gillespie County Treasurer

| | |
|--------------------------------------|------------------|
| March 2021 Cash Receipts: | \$ 1,269,750.97 |
| March 2021 Disbursements: | \$ 1,808,150.99 |
| March 2021 GF Pooled Cash | \$ 34,493,774.31 |
| March 2021 Bond Interest and Sinking | \$ 256,815.80 |
| March 2021 Jail Bond | \$ 151,080.54 |
| March 2021 County Attorney HOT Funds | \$ 14,069.60 |
| March 2021 District Clerk Operating | \$ 60,996.00 |
| March 2021 County Clerk Operating | \$ 217,920.88 |
| March 2021 JP #1 Operating | \$ 36,910.62 |
| March 2021 JP #2 Operating | \$ 32,944.62 |
| March 2021 JP #3 Operating | \$ 33,665.16 |
| March 2021 JP #4 Operating | \$ 8,810.41 |
| Total Available Cash | \$ 35,306,987.94 |


Presented, examined, and accepted at the regular term of Commissioners' Court, pursuant to LGC 114.026 on this the 26th day of April 2021.




Mark Stroehrer, County Judge



Charles Olfers, Commissioner, Pct.1




Keith Kramer, Commissioner, Pct.2



Dennis Neffendorf, Commissioner, Pct.3



Donnie Schuch, Commissioner, Pct.4



Mary Lynn Rusche, County Clerk

GILLESPIE COUNTY
 POOLED CASH TRIAL BALANCE
 AS OF MARCH 31, 2021

| FUND ACCT | DESCRIPTION | 3/1/2021 BEGINNING BALANCE | MARCH JOURNAL ENTRIES | MARCH RECEIPTS | MARCH DISBURSEMENTS | 3/31/2021 ENDING BALANCE |
|--------------------------------|---|----------------------------|-----------------------|-----------------------|-------------------------|--------------------------|
| 10.100.1101 | GENERAL FUND | \$24,248,004.94 | (\$233,853.78) | \$937,419.40 | (\$1,609,429.14) | \$23,342,141.42 |
| ROAD & BRIDGE FUNDS | | | | | | |
| 15.100.1101 | COUNTY WIDE | \$3,713,633.07 | \$0.00 | \$235,289.27 | (\$33,301.97) | \$3,915,620.37 |
| 16.100.1101 | PRECINCT 1 | \$248,257.43 | \$0.00 | \$468.74 | (\$33,407.39) | \$215,318.78 |
| 17.100.1101 | PRECINCT 2 | \$296,710.34 | \$0.00 | \$5,322.97 | (\$29,082.83) | \$272,950.48 |
| 18.100.1101 | PRECINCT 3 | \$288,169.74 | \$0.00 | \$1,058.73 | (\$32,587.30) | \$256,641.17 |
| 19.100.1101 | PRINCINCT 4 | \$252,867.90 | \$0.00 | \$489.23 | (\$28,624.34) | \$224,732.79 |
| | TOTAL ROAD & BRIDGE FUNDS | \$4,799,638.48 | \$0.00 | \$242,628.94 | (\$157,003.83) | \$4,885,263.59 |
| SPECIAL FUNDS | | | | | | |
| 11.100.1101 | NON-SPECIFIC GRANTS FUND | \$94,237.26 | \$0.00 | \$205.62 | \$0.00 | \$94,442.88 |
| 20.100.1101 | LAW LIBRARY FUND | \$9,285.02 | \$0.00 | \$0.00 | (\$1,406.00) | \$7,879.02 |
| 21.100.1101 | LATERAL ROAD FUND | \$26,562.26 | \$0.00 | \$0.00 | \$0.00 | \$26,562.26 |
| 22.100.1101 | STATE COURT COSTS, FEES, FINES FUND | (\$240.01) | \$0.00 | \$0.00 | \$0.00 | (\$240.01) |
| 24.100.1101 | PROBATE TRAINING FUND | \$51,093.56 | \$0.00 | \$0.00 | \$0.00 | \$51,093.56 |
| 25.100.1101 | COURT REPORTER SERVICE FUND | \$8,096.86 | \$0.00 | \$0.00 | \$0.00 | \$8,096.86 |
| 27.100.1101 | STATE WASTE WATER FEE FUND | \$760.00 | \$0.00 | \$250.00 | \$0.00 | \$1,010.00 |
| 28.100.1101 | COUNTY RECORDS MANAGEMENT FUND | \$50,489.44 | \$0.00 | \$0.00 | \$0.00 | \$50,489.44 |
| 29.100.1101 | COUNTY CLERK RECORDS MANAGEMENT FUND | \$133,012.16 | \$0.00 | \$0.00 | \$0.00 | \$133,012.16 |
| 30.100.1101 | SHERIFF SEIZURE FUND | \$49,009.17 | \$0.00 | \$3,115.04 | (\$4,324.60) | \$47,799.61 |
| 31.100.1101 | JUSTICE COURT BUILDING SECURITY FUND | \$13,100.64 | \$0.00 | \$0.00 | \$0.00 | \$13,100.64 |
| 32.100.1101 | COURTHOUSE SECURITY FUND | \$91,894.03 | \$0.00 | \$0.00 | \$0.00 | \$91,894.03 |
| 33.100.1101 | COUNTY CLERK ARCHIVE FUND | \$100,330.00 | \$0.00 | \$0.00 | \$0.00 | \$100,330.00 |
| 34.100.1101 | DISTRICT CLERK RECORDS MANAGEMENT FUND | \$16,826.09 | \$0.00 | \$0.00 | \$0.00 | \$16,826.09 |
| 35.100.1101 | COUNTY & DISTRICT COURT TECHNOLOGY FUND | \$37,238.42 | \$0.00 | \$0.00 | \$0.00 | \$37,238.42 |
| 36.100.1101 | OCCUPANCY TAX FUND | \$1,110,241.20 | \$0.00 | 58,967.81 | \$0.00 | \$1,169,209.01 |
| 37.100.1101 | PRETRIAL INTERVENTION FUND | \$168,672.78 | \$0.00 | \$0.00 | \$0.00 | \$168,672.78 |
| 41.100.1101 | ELECTIONS ADMINISTRATION FUND | \$1,252.73 | \$0.00 | \$3,037.76 | \$0.00 | \$4,290.49 |
| 42.100.1101 | ELECTIONS HAVA GRANT FUND | \$12.46 | \$0.00 | \$0.00 | \$0.00 | \$12.46 |
| 45.100.1101 | COUNTY JURY FUND | \$251.84 | \$0.00 | \$0.00 | \$0.00 | \$251.84 |
| 46.100.1101 | COUNTY SPECIALTY COURT FUND | \$3,470.29 | \$0.00 | \$0.00 | \$0.00 | \$3,470.29 |
| 47.100.1101 | LOCAL TRUANCY P&D FUND | \$4,192.20 | \$0.00 | \$0.00 | \$0.00 | \$4,192.20 |
| 51.100.1101 | JUSTICE COURT TECHNOLOGY FUND | \$91,438.75 | \$0.00 | \$0.00 | \$0.00 | \$91,438.75 |
| 70.100.1101 | CAPITAL IMPROVEMENT/MAINTENANCE FUND | \$3,317,469.16 | \$0.00 | \$7,184.57 | (\$24,515.87) | \$3,300,137.86 |
| 71.100.1101 | AIRPORT CAPITAL PROJECT GRANT | \$15.18 | \$0.00 | \$0.00 | \$0.00 | \$15.18 |
| 72.100.1101 | AIRPORT OPERATING FUND | \$484,408.81 | \$0.00 | \$15,681.86 | (\$10,988.65) | \$489,102.02 |
| 76.100.1101 | LEOSE TRAINING FUND-CONSTABLE PCT 3 | \$668.78 | \$0.00 | \$629.42 | \$0.00 | \$1,298.20 |
| 77.100.1101 | LEOSE TRAINING FUND-CONSTABLE PCT 4 | \$0.00 | \$0.00 | \$0.00 | \$0.00 | \$0.00 |
| 78.100.1101 | LEOSE TRAINING FUND-SHERIFF | \$5,471.19 | \$0.00 | \$0.00 | \$0.00 | \$5,471.19 |
| 79.100.1101 | LEOSE TRAINING FUND-CONSTABLE PCT 1 | \$11,169.80 | \$0.00 | \$0.00 | \$0.00 | \$11,169.80 |
| 81.100.1101 | TAX ASSESSOR COLLECTOR MVI FUND | \$106.75 | \$0.00 | \$0.00 | \$0.00 | \$106.75 |
| 82.100.1101 | LEOSE TRAINING FUND-CONSTABLE PCT 2 | \$8,883.64 | \$0.00 | \$0.00 | \$0.00 | \$8,883.64 |
| 83.100.1101 | APPELLATE JUDICIAL SYSTEM FUND | \$5.00 | \$0.00 | \$0.00 | \$0.00 | \$5.00 |
| 84.100.1101 | ALTERNATIVE DISPUTE RESOLUTION FUND | \$0.00 | \$0.00 | \$0.00 | \$0.00 | \$0.00 |
| 89.100.1101 | McDERMOTT BULDING FUND | \$117,108.10 | \$0.00 | \$255.52 | \$0.00 | \$117,363.62 |
| 90.100.1101 | UNCLAIMED MONIES FUND | \$38,236.77 | \$0.00 | \$0.00 | \$0.00 | \$38,236.77 |
| 92.100.1101 | BREITEN FUND | \$172,343.37 | \$0.00 | \$375.03 | (\$482.90) | \$172,235.50 |
| 93.100.1101 | SHERIFF ABANDONED VEHICLE FUND | \$1,270.99 | \$0.00 | \$0.00 | \$0.00 | \$1,270.99 |
| | TOTAL SPECIAL FUNDS | \$6,218,384.69 | \$0.00 | \$89,702.63 | (\$41,718.02) | \$6,266,369.30 |
| | TOTAL POOLED CASH | \$35,266,028.11 | (\$233,853.78) | \$1,269,750.97 | (\$1,808,150.99) | \$34,493,774.31 |

GILLESPIE COUNTY
 NON-POOLED CASH
 AS OF MARCH 31, 2021

| FUND ACCT | DESCRIPTION | 3/1/2021 BEGINNING BALANCE | MARCH JOURNAL ENTRIES | MARCH RECEIPTS | MARCH DISBURSEMENTS | 3/31/2021 ENDING BALANCE |
|--------------|--------------------------------------|----------------------------------|-----------------------------|-------------------|------------------------|--------------------------------|
| 43.100.1101 | JUSTICE OF PEACE NO 3 | \$19,978.25 | (\$2,074.25) | \$18,206.16 | (\$2,445.00) | \$33,665.16 |
| 44.100.1101 | JUSTICE OF PEACE NO 4 | \$5,505.83 | (\$235.00) | \$3,539.58 | \$0.00 | \$8,810.41 |
| 53.100.1101 | INTEREST & SINKING COB #2001 | \$7,648.75 | (\$7,648.75) | \$0.00 | \$0.00 | \$0.00 |
| 61.100.1101 | GOB SERIES 2013 JAIL PROJECT | \$48,369.81 | \$0.00 | \$4.11 | \$0.00 | \$48,373.92 |
| 61.100.1105 | GOB SERIES 2013 JAIL PROJECT TEXPOOL | \$102,697.36 | \$0.00 | \$9.26 | \$0.00 | \$102,706.62 |
| 62.100.1101 | GOB SERIES 2013 INT & SINK | \$226,105.33 | \$0.00 | \$30,710.47 | \$0.00 | \$256,815.80 |
| 80.100.1101 | COUNTY ATTORNEY HOT CHECK | \$15,658.84 | \$0.00 | \$1,548.81 | (\$3,138.05) | \$14,069.60 |
| 85.100.1101 | JUSTICE OF PEACE NO 1 | \$21,187.40 | (\$523.00) | \$16,256.22 | (\$10.00) | \$36,910.62 |
| 86.100.1101 | JUSTICE OF PEACE NO 2 | \$14,501.39 | (\$478.00) | \$20,406.38 | (\$1,485.15) | \$32,944.62 |
| 94.100.1101 | COUNTY CLERK OPERATING | \$123,901.61 | (\$190.00) | \$94,541.87 | (\$332.60) | \$217,920.88 |
| 95.100.1101 | DISTRICT CLERK OPERATING | \$38,111.43 | (\$50.00) | \$22,934.57 | \$0.00 | \$60,996.00 |
| | TOTAL NON-POOLED CASH | \$623,666.00 | (\$11,199.00) | \$208,157.43 | (\$7,410.80) | \$813,213.63 |

**GILLESPIE COUNTY
BANK BALANCES
AS OF MARCH 31, 2021**

| | BANK | 3/31/2021 | 3/31/2021 | 3/31/2021 | 3/31/2021 | |
|------------------------------|-----------------|---------------------------|---------------------------|------------------------------|-------------------|--------|
| | BALANCE | DEPOSIT IN TRANSIT | OUTSTANDING CHECKS | ADJUSTED BANK BALANCE | GL BALANCE | |
| GENERAL INVESTMENT SWEEP | \$23,834,260.73 | \$3,010.10 | (\$108,459.94) | \$23,728,810.89 | \$23,728,810.89 | \$0.00 |
| COUNTY ATTORNEY HOT CHECK | \$17,802.55 | \$114.60 | (\$3,847.55) | \$14,069.60 | \$14,069.60 | \$0.00 |
| COUNTY CLERK OPERATING | \$214,928.39 | \$4,732.50 | (\$1,740.01) | \$217,920.88 | \$217,920.88 | \$0.00 |
| DISTRICT CLERK OPERATING | \$70,150.31 | \$1,356.25 | (\$10,510.56) | \$60,996.00 | \$60,996.00 | \$0.00 |
| GOB SERIES 2013 INT & SINK | \$256,815.80 | \$0.00 | \$0.00 | \$256,815.80 | \$256,815.80 | \$0.00 |
| GOB SERIES 2013 JAIL PROJECT | \$48,373.92 | \$0.00 | \$0.00 | \$48,373.92 | \$48,373.92 | \$0.00 |
| INTEREST & SINKING COB #2001 | \$0.00 | \$0.00 | \$0.00 | \$0.00 | \$0.00 | \$0.00 |
| JUSTICE OF PEACE NO 1 | \$38,084.20 | \$0.00 | (\$1,173.58) | \$36,910.62 | \$36,910.62 | \$0.00 |
| JUSTICE OF PEACE NO 2 | \$33,714.99 | \$425.00 | (\$1,195.37) | \$32,944.62 | \$32,944.62 | \$0.00 |
| JUSTICE OF PEACE NO 3 | \$34,301.41 | \$262.00 | (\$898.25) | \$33,665.16 | \$33,665.16 | \$0.00 |
| JUSTICE OF PEACE NO 4 | \$8,812.41 | \$0.00 | (\$2.00) | \$8,810.41 | \$8,810.41 | \$0.00 |



My Pooled Cash Report

Gillespie County, TX
For the Period Ending 3/31/2021

| ACCOUNT # | ACCOUNT NAME | BEGINNING BALANCE | CURRENT ACTIVITY | CURRENT BALANCE |
|----------------------------|--------------------------|----------------------|---------------------|----------------------|
| CLAIM ON CASH | | | | |
| <u>10.100.1100</u> | Claim On Cash | 24,248,004.94 | (905,863.52) | 23,342,141.42 |
| <u>11.100.1100</u> | Claim On Cash | 94,237.26 | 205.62 | 94,442.88 |
| <u>15.100.1100</u> | Claim On Cash | 3,713,633.07 | 201,987.30 | 3,915,620.37 |
| <u>16.100.1100</u> | Claim On Cash | 248,257.43 | (32,938.65) | 215,318.78 |
| <u>17.100.1100</u> | Claim On Cash | 296,710.34 | (23,759.86) | 272,950.48 |
| <u>18.100.1100</u> | Claim On Cash | 288,169.74 | (31,528.57) | 256,641.17 |
| <u>19.100.1100</u> | Claim On Cash | 252,867.90 | (28,135.11) | 224,732.79 |
| <u>20.100.1100</u> | Claim On Cash | 9,285.02 | (1,406.00) | 7,879.02 |
| <u>21.100.1100</u> | Claim On Cash | 26,562.26 | 0.00 | 26,562.26 |
| <u>22.100.1100</u> | Claim On Cash | (240.01) | 0.00 | (240.01) |
| <u>24.100.1100</u> | Claim On Cash | 51,093.56 | 0.00 | 51,093.56 |
| <u>25.100.1100</u> | Claim On Cash | 8,096.86 | 0.00 | 8,096.86 |
| <u>26.100.1100</u> | Claim On Cash | 0.00 | 0.00 | 0.00 |
| <u>27.100.1100</u> | Claim On Cash | 760.00 | 250.00 | 1,010.00 |
| <u>28.100.1100</u> | Claim On Cash | 50,489.44 | 0.00 | 50,489.44 |
| <u>29.100.1100</u> | Claim On Cash | 133,012.16 | 0.00 | 133,012.16 |
| <u>30.100.1100</u> | Claim On Cash | 49,009.17 | (1,209.56) | 47,799.61 |
| <u>31.100.1100</u> | Claim On Cash | 13,100.64 | 0.00 | 13,100.64 |
| <u>32.100.1100</u> | Claim On Cash | 91,894.03 | 0.00 | 91,894.03 |
| <u>33.100.1100</u> | Claim On Cash | 100,330.00 | 0.00 | 100,330.00 |
| <u>34.100.1100</u> | Claim On Cash | 16,826.09 | 0.00 | 16,826.09 |
| <u>35.100.1100</u> | Claim On Cash | 37,238.42 | 0.00 | 37,238.42 |
| <u>36.100.1100</u> | Claim On Cash | 1,110,241.20 | 58,967.81 | 1,169,209.01 |
| <u>37.100.1100</u> | Claim On Cash | 168,672.78 | 0.00 | 168,672.78 |
| <u>40.100.1100</u> | Claim On Cash | 0.00 | 0.00 | 0.00 |
| <u>41.100.1100</u> | Claim On Cash | 1,252.73 | 3,037.76 | 4,290.49 |
| <u>42.100.1100</u> | Claim On Cash | 12.46 | 0.00 | 12.46 |
| <u>45.100.1100</u> | Claim On Cash | 251.84 | 0.00 | 251.84 |
| <u>46.100.1100</u> | Claim On Cash | 3,470.29 | 0.00 | 3,470.29 |
| <u>47.100.1100</u> | Claim On Cash | 4,192.20 | 0.00 | 4,192.20 |
| <u>51.100.1100</u> | Claim On Cash | 91,438.75 | 0.00 | 91,438.75 |
| <u>70.100.1100</u> | Claim On Cash | 3,317,469.16 | (17,331.30) | 3,300,137.86 |
| <u>71.100.1100</u> | Claim On Cash | 15.18 | 0.00 | 15.18 |
| <u>72.100.1100</u> | Claim On Cash | 484,408.81 | 4,693.21 | 489,102.02 |
| <u>76.100.1100</u> | Claim On Cash | 668.78 | 629.42 | 1,298.20 |
| <u>77.100.1100</u> | Claim On Cash | 0.00 | 0.00 | 0.00 |
| <u>78.100.1100</u> | Claim On Cash | 5,471.19 | 0.00 | 5,471.19 |
| <u>79.100.1100</u> | Claim On Cash | 11,169.80 | 0.00 | 11,169.80 |
| <u>81.100.1100</u> | Claim On Cash | 106.75 | 0.00 | 106.75 |
| <u>82.100.1100</u> | Claim On Cash | 8,883.64 | 0.00 | 8,883.64 |
| <u>83.100.1100</u> | Claim On Cash | 5.00 | 0.00 | 5.00 |
| <u>84.100.1100</u> | Claim On Cash | 0.00 | 0.00 | 0.00 |
| <u>89.100.1100</u> | Claim On Cash | 117,108.10 | 255.52 | 117,363.62 |
| <u>90.100.1100</u> | Claim On Cash | 38,236.77 | 0.00 | 38,236.77 |
| <u>92.100.1100</u> | Claim On Cash | 172,343.37 | (107.87) | 172,235.50 |
| <u>93.100.1100</u> | Claim On Cash | 1,270.99 | 0.00 | 1,270.99 |
| TOTAL CLAIM ON CASH | | 35,266,028.11 | (772,253.80) | 34,493,774.31 |
| CASH IN BANK | | | | |
| Cash in Bank | | | | |
| <u>99.100.1101</u> | GENERAL INVESTMENT SWEEP | 24,566,820.81 | (838,009.92) | 23,728,810.89 |

| ACCOUNT # | ACCOUNT NAME | BEGINNING BALANCE | CURRENT ACTIVITY | CURRENT BALANCE |
|----------------------------|------------------|----------------------|---------------------|----------------------|
| <u>99.100.1106</u> | TEXPOOL | 3,171,765.07 | 50.43 | 3,171,815.50 |
| <u>99.100.1107</u> | TXCLASS | 1,564,442.23 | 139.66 | 1,564,581.89 |
| <u>99.100.1108</u> | CD-0154 SSB&T | 250,000.00 | 5,746.76 | 255,746.76 |
| <u>99.100.1109</u> | CD-0220 SSB&T | 250,000.00 | 7,971.00 | 257,971.00 |
| <u>99.100.1110</u> | CD-4120 SSB&T | 500,000.00 | 0.00 | 500,000.00 |
| <u>99.100.1111</u> | CD-0055 SSB&T | 300,000.00 | 10,362.12 | 310,362.12 |
| <u>99.100.1112</u> | CD-0253 SSB&T | 400,000.00 | 12,160.23 | 412,160.23 |
| <u>99.100.1113</u> | CD-0576 SSB&T | 350,000.00 | 7,713.48 | 357,713.48 |
| <u>99.100.1114</u> | CD-7966 TRB | 100,000.00 | 1,661.41 | 101,661.41 |
| <u>99.100.1115</u> | CD-7967 TRB | 100,000.00 | 1,661.41 | 101,661.41 |
| <u>99.100.1116</u> | CD-4948 TRB | 150,000.00 | 2,394.34 | 152,394.34 |
| <u>99.100.1117</u> | CD-0285 TRB | 100,000.00 | 1,754.88 | 101,754.88 |
| <u>99.100.1118</u> | CD-4860 TRB | 100,000.00 | 2,038.31 | 102,038.31 |
| <u>99.100.1119</u> | CD-7440 TRB | 300,000.00 | 9,829.55 | 309,829.55 |
| <u>99.100.1120</u> | CD-4048 TRB | 100,000.00 | 2,272.54 | 102,272.54 |
| <u>99.100.1121</u> | FNC-BROKERED CDS | 734,000.00 | 0.00 | 734,000.00 |
| <u>99.100.1122</u> | MBS-BROKERED CDS | 2,229,000.00 | 0.00 | 2,229,000.00 |
| <u>99.100.1123</u> | CD-1707 SSB&T | 0.00 | 0.00 | 0.00 |
| TOTAL: Cash in Bank | | <u>35,266,028.11</u> | <u>(772,253.80)</u> | <u>34,493,774.31</u> |
| TOTAL CASH IN BANK | | <u>35,266,028.11</u> | <u>(772,253.80)</u> | <u>34,493,774.31</u> |