

# COUNTY OF GILLESPIE

Kelly Eckhardt

County Treasurer

Gillespie County Courthouse  
101 West Main Street, Unit #5  
Room 106

Office 830-997-6521

FREDERICKSBURG, TEXAS  
78624-3700

## AFFIDAVIT


I, Kelly Eckhardt, Treasurer, in and for the County of Gillespie, State of Texas, do present the foregoing Monthly Report to be a true and correct statement, to the best of my knowledge, of all accounts under the control of the Gillespie County Treasurer for February 28, 2021.

  
\_\_\_\_\_  
Kelly Eckhardt, Gillespie County Treasurer

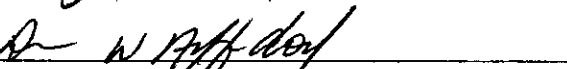
February 2021 Cash Receipts:	\$ 4,906,708.93
February 2021 Disbursements:	\$ 1,760,190.28
February 2021 GF Pooled Cash	\$ 35,266,028.11
February 2021 Bond Interest and Sinking	\$ 233,754.08
February 2021 Jail Bond	\$ 151,067.17
February 2021 County Attorney HOT Funds	\$ 15,658.84
February 2021 District Clerk Operating	\$ 38,111.43
February 2021 County Clerk Operating	\$ 123,901.61
February 2021 JP #1 Operating	\$ 21,187.40
February 2021 JP #2 Operating	\$ 14,501.39
February 2021 JP #3 Operating	\$ 19,978.25
February 2021 JP #4 Operating	\$ 5,505.83
Total Available Cash	\$ 35,889,694.11

Presented, examined, and accepted at the regular term of Commissioners' Court, pursuant to LGC 114.026 on this the 12th day of April 2021.

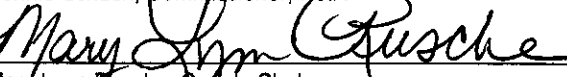
  
\_\_\_\_\_  
Mark Stroehrer, County Judge

  
\_\_\_\_\_  
Charles Offers, Commissioner, Pct.1

  
\_\_\_\_\_  
Keith Kramer, Commissioner, Pct.2

  
\_\_\_\_\_  
Dennis Neffendorf, Commissioner, Pct.3

  
\_\_\_\_\_  
Donnie Schuch, Commissioner, Pct.4

  
\_\_\_\_\_  
Mary Lynn Rusche, County Clerk

GILLESPIE COUNTY  
 POOLED CASH TRIAL BALANCE  
 AS OF FEBRUARY 28, 2021

FUND ACCT	DESCRIPTION	2/1/2021 BEGINNING BALANCE	FEBRUARY JOURNAL ENTRIES	FEBRUARY RECEIPTS	FEBRUARY DISBURSEMENTS	2/28/2021 ENDING BALANCE
10.100.1101	<b>GENERAL FUND</b>	\$21,512,341.56	(\$35,637.91)	\$4,101,504.97	(\$1,330,203.68)	\$24,248,004.94
	<b>ROAD &amp; BRIDGE FUNDS</b>					
15.100.1101	COUNTY WIDE	\$3,434,831.40	(\$400,000.00)	\$698,325.50	(\$19,523.83)	\$3,713,633.07
16.100.1101	PRECINCT 1	\$290,038.01	\$0.00	\$27.59	(\$41,808.17)	\$248,257.43
17.100.1101	PRECINCT 2	\$320,861.43	\$0.00	\$1,581.10	(\$25,732.19)	\$296,710.34
18.100.1101	PRECINCT 3	\$119,307.82	\$400,000.00	\$32.03	(\$231,170.11)	\$288,169.74
19.100.1101	PRECINCT 4	\$282,074.59	\$0.00	\$28.10	(\$29,234.79)	\$252,867.90
	<b>TOTAL ROAD &amp; BRIDGE FUNDS</b>	<b>\$4,447,113.25</b>	<b>\$0.00</b>	<b>\$699,994.32</b>	<b>(\$347,469.09)</b>	<b>\$4,799,638.48</b>
	<b>SPECIAL FUNDS</b>					
11.100.1101	NON-SPECIFIC GRANTS FUND	\$94,226.79	\$0.00	\$10.47	\$0.00	\$94,237.26
20.100.1101	LAW LIBRARY FUND	\$9,799.02	\$0.00	\$0.00	(\$514.00)	\$9,285.02
21.100.1101	LATERAL ROAD FUND	\$26,562.26	\$0.00	\$0.00	\$0.00	\$26,562.26
22.100.1101	STATE COURT COSTS, FEES, FINES FUND	(\$240.01)	\$0.00	\$0.00	\$0.00	(\$240.01)
24.100.1101	PROBATE TRAINING FUND	\$51,093.56	\$0.00	\$0.00	\$0.00	\$51,093.56
25.100.1101	COURT REPORTER SERVICE FUND	\$12,476.86	\$0.00	\$0.00	(\$4,380.00)	\$8,096.86
27.100.1101	STATE WASTE WATER FEE FUND	\$570.00	\$0.00	\$190.00	\$0.00	\$760.00
28.100.1101	COUNTY RECORDS MANAGEMENT FUND	\$52,289.44	\$0.00	\$0.00	(\$1,800.00)	\$50,489.44
29.100.1101	COUNTY CLERK RECORDS MANAGEMENT FUND	\$133,012.16	\$0.00	\$0.00	\$0.00	\$133,012.16
30.100.1101	SHERIFF SEIZURE FUND	\$49,003.72	\$0.00	\$5.45	\$0.00	\$49,009.17
31.100.1101	JUSTICE COURT BUILDING SECURITY FUND	\$13,100.64	\$0.00	\$0.00	\$0.00	\$13,100.64
32.100.1101	COURTHOUSE SECURITY FUND	\$91,894.03	\$0.00	\$0.00	\$0.00	\$91,894.03
33.100.1101	COUNTY CLERK ARCHIVE FUND	\$100,330.00	\$0.00	\$0.00	\$0.00	\$100,330.00
34.100.1101	DISTRICT CLERK RECORDS MANAGEMENT FUND	\$16,826.09	\$0.00	\$0.00	\$0.00	\$16,826.09
35.100.1101	COUNTY & DISTRICT COURT TECHNOLOGY FUND	\$37,238.42	\$0.00	\$0.00	\$0.00	\$37,238.42
36.100.1101	OCCUPANCY TAX FUND	\$1,029,787.68	\$0.00	\$80,453.52	\$0.00	\$1,110,241.20
37.100.1101	PRETRIAL INTERVENTION FUND	\$168,172.78	\$0.00	\$500.00	\$0.00	\$168,672.78
41.100.1101	ELECTIONS ADMINISTRATION FUND	\$14,639.60	(\$13,387.00)	\$0.13	\$0.00	\$1,252.73
42.100.1101	ELECTIONS HAVA GRANT FUND	\$4,302.88	(\$4,290.42)	\$0.00	\$0.00	\$12.46
45.100.1101	COUNTY JURY FUND	\$251.84	\$0.00	\$0.00	\$0.00	\$251.84
46.100.1101	COUNTY SPECIALTY COURT FUND	\$3,470.29	\$0.00	\$0.00	\$0.00	\$3,470.29
47.100.1101	LOCAL TRUANCY P&D FUND	\$4,192.20	\$0.00	\$0.00	\$0.00	\$4,192.20
51.100.1101	JUSTICE COURT TECHNOLOGY FUND	\$91,438.75	\$0.00	\$0.00	\$0.00	\$91,438.75
70.100.1101	CAPITAL IMPROVEMENT/MAINTENANCE FUND	\$3,367,885.64	\$0.00	\$6,275.03	(\$56,891.51)	\$3,317,469.16
71.100.1101	AIRPORT CAPITAL PROJECT GRANT	\$15.18	\$0.00	\$0.00	\$0.00	\$15.18
72.100.1101	AIRPORT OPERATING FUND	\$488,225.43	\$0.00	\$13,993.09	(\$17,809.71)	\$484,408.81
76.100.1101	LEOSE TRAINING FUND-CONSTABLE PCT 3	\$668.78	\$0.00	\$0.00	\$0.00	\$668.78
77.100.1101	LEOSE TRAINING FUND-CONSTABLE PCT 4	\$0.00	\$0.00	\$0.00	\$0.00	\$0.00
78.100.1101	LEOSE TRAINING FUND-SHERIFF	\$2,363.97	\$0.00	\$3,107.22	\$0.00	\$5,471.19
79.100.1101	LEOSE TRAINING FUND-CONSTABLE PCT 1	\$10,527.28	\$0.00	\$642.52	\$0.00	\$11,169.80
81.100.1101	TAX ASSESSOR COLLECTOR MVI FUND	\$106.75	\$0.00	\$0.00	\$0.00	\$106.75
82.100.1101	LEOSE TRAINING FUND-CONSTABLE PCT 2	\$8,883.64	\$0.00	\$0.00	\$0.00	\$8,883.64
83.100.1101	APPELLATE JUDICIAL SYSTEM FUND	\$5.00	\$0.00	\$0.00	\$0.00	\$5.00
84.100.1101	ALTERNATIVE DISPUTE RESOLUTION FUND	\$0.00	\$0.00	\$0.00	\$0.00	\$0.00
89.100.1101	McDERMOTT BULDING FUND	\$117,095.08	\$0.00	\$13.02	\$0.00	\$117,108.10
90.100.1101	UNCLAIMED MONIES FUND	\$38,236.77	\$0.00	\$0.00	\$0.00	\$38,236.77
92.100.1101	BREITEN FUND	\$173,646.47	\$0.00	\$19.19	(\$1,322.29)	\$172,343.37
93.100.1101	SHERIFF ABANDONED VEHICLE FUND	\$1,270.99	\$0.00	\$0.00	\$0.00	\$1,270.99
	<b>TOTAL SPECIAL FUNDS</b>	<b>\$6,213,369.98</b>	<b>(\$17,677.42)</b>	<b>\$105,209.64</b>	<b>(\$82,517.51)</b>	<b>\$6,218,384.69</b>
	<b>TOTAL POOLED CASH</b>	<b>\$32,172,824.79</b>	<b>(\$53,315.33)</b>	<b>\$4,906,708.93</b>	<b>(\$1,760,190.28)</b>	<b>\$35,266,028.11</b>

GILLESPIE COUNTY  
NON-POOLED CASH  
AS OF FEBRUARY 28, 2021

FUND ACCT	DESCRIPTION	2/1/2021 BEGINNING BALANCE	FEBRUARY JOURNAL ENTRIES	FEBRUARY RECEIPTS	FEBRUARY DISBURSEMENTS	2/28/2021 ENDING BALANCE
43.100.1101	JUSTICE OF PEACE NO 3	\$11,284.74	(\$1,159.75)	\$9,991.81	(\$138.55)	\$19,978.25
44.100.1101	JUSTICE OF PEACE NO 4	\$3,632.45	(\$31.00)	\$1,909.38	(\$5.00)	\$5,505.83
53.100.1101	INTEREST & SINKING COB #2001	\$185,618.39	\$0.00	\$5.36	(\$177,975.00)	\$7,648.75
61.100.1101	GOB SERIES 2013 JAIL PROJECT	\$48,366.10	\$0.00	\$3.71	\$0.00	\$48,369.81
61.100.1105	GOB SERIES 2013 JAIL PROJECT TEXPOOL	\$102,688.73	\$0.00	\$8.63	\$0.00	\$102,697.36
62.100.1101	GOB SERIES 2013 INT & SINK	\$786,622.86	\$0.00	\$268,332.47	(\$828,850.00)	\$226,105.33
80.100.1101	COUNTY ATTORNEY HOT CHECK	\$16,358.08	\$0.00	\$151.28	(\$850.52)	\$15,658.84
85.100.1101	JUSTICE OF PEACE NO 1	\$16,839.89	\$0.00	\$4,547.51	\$0.00	\$21,187.40
86.100.1101	JUSTICE OF PEACE NO 2	\$9,651.41	(\$309.90)	\$5,159.88	\$0.00	\$14,501.39
94.100.1101	COUNTY CLERK OPERATING	\$67,676.55	\$190.00	\$56,035.06	\$0.00	\$123,901.61
95.100.1101	DISTRICT CLERK OPERATING	\$28,342.02	\$50.00	\$9,719.41	\$0.00	\$38,111.43
	TOTAL NON-POOLED CASH	\$1,276,881.22	(\$1,260.65)	\$355,864.50	(\$1,007,819.07)	\$623,666.00

**GILLESPIE COUNTY  
BANK BALANCES  
AS OF FEBRUARY 28, 2021**

	<b>BANK</b>	<b>2/28/2021</b>	<b>2/28/2021</b>	<b>2/28/2021</b>	<b>2/28/2021</b>	
	<b>BALANCE</b>	<b>DEPOSIT IN TRANSIT</b>	<b>OUTSTANDING CHECKS</b>	<b>ADJUSTED BANK BALANCE</b>	<b>GL BALANCE</b>	
GENERAL INVESTMENT SWEEP	\$24,809,989.53	\$998.76	(\$244,167.48)	\$24,566,820.81	\$24,566,820.81	\$0.00
COUNTY ATTORNEY HOT CHECK	\$16,398.49	\$0.00	(\$739.65)	\$15,658.84	\$15,658.84	\$0.00
COUNTY CLERK OPERATING	\$120,431.62	\$4,870.00	(\$1,400.01)	\$123,901.61	\$123,901.61	\$0.00
DISTRICT CLERK OPERATING	\$45,424.49	\$3,147.50	(\$10,460.56)	\$38,111.43	\$38,111.43	\$0.00
GOB SERIES 2013 INT & SINK	\$218,285.64	\$7,819.69	\$0.00	\$226,105.33	\$226,105.33	\$0.00
GOB SERIES 2013 JAIL PROJECT	\$48,369.81	\$0.00	\$0.00	\$48,369.81	\$48,369.81	\$0.00
INTEREST & SINKING COB #2001	\$7,648.75	\$0.00	\$0.00	\$7,648.75	\$7,648.75	\$0.00
JUSTICE OF PEACE NO 1	\$22,350.98	\$0.00	(\$1,163.58)	\$21,187.40	\$21,187.40	\$0.00
JUSTICE OF PEACE NO 2	\$15,172.51	\$0.00	(\$671.12)	\$14,501.39	\$14,501.39	\$0.00
JUSTICE OF PEACE NO 3	\$20,314.30	\$0.00	(\$336.05)	\$19,978.25	\$19,978.25	\$0.00
JUSTICE OF PEACE NO 4	\$5,368.83	\$144.00	(\$7.00)	\$5,505.83	\$5,505.83	\$0.00



# My Pooled Cash Report

Gillespie County, TX

For the Period Ending 2/28/2021

ACCOUNT #	ACCOUNT NAME	BEGINNING BALANCE	CURRENT ACTIVITY	CURRENT BALANCE
<b>CLAIM ON CASH</b>				
<u>10.100.1100</u>	Claim On Cash	21,512,341.56	2,735,663.38	24,248,004.94
<u>11.100.1100</u>	Claim On Cash	94,226.79	10.47	94,237.26
<u>15.100.1100</u>	Claim On Cash	3,434,831.40	278,801.67	3,713,633.07
<u>16.100.1100</u>	Claim On Cash	290,038.01	(41,780.58)	248,257.43
<u>17.100.1100</u>	Claim On Cash	320,861.43	(24,151.09)	296,710.34
<u>18.100.1100</u>	Claim On Cash	119,307.82	168,861.92	288,169.74
<u>19.100.1100</u>	Claim On Cash	282,074.59	(29,206.69)	252,867.90
<u>20.100.1100</u>	Claim On Cash	9,799.02	(514.00)	9,285.02
<u>21.100.1100</u>	Claim On Cash	26,562.26	0.00	26,562.26
<u>22.100.1100</u>	Claim On Cash	(240.01)	0.00	(240.01)
<u>24.100.1100</u>	Claim On Cash	51,093.56	0.00	51,093.56
<u>25.100.1100</u>	Claim On Cash	12,476.86	(4,380.00)	8,096.86
<u>26.100.1100</u>	Claim On Cash	0.00	0.00	0.00
<u>27.100.1100</u>	Claim On Cash	570.00	190.00	760.00
<u>28.100.1100</u>	Claim On Cash	52,289.44	(1,800.00)	50,489.44
<u>29.100.1100</u>	Claim On Cash	133,012.16	0.00	133,012.16
<u>30.100.1100</u>	Claim On Cash	49,003.72	5.45	49,009.17
<u>31.100.1100</u>	Claim On Cash	13,100.64	0.00	13,100.64
<u>32.100.1100</u>	Claim On Cash	91,894.03	0.00	91,894.03
<u>33.100.1100</u>	Claim On Cash	100,330.00	0.00	100,330.00
<u>34.100.1100</u>	Claim On Cash	16,826.09	0.00	16,826.09
<u>35.100.1100</u>	Claim On Cash	37,238.42	0.00	37,238.42
<u>36.100.1100</u>	Claim On Cash	1,029,787.68	80,453.52	1,110,241.20
<u>37.100.1100</u>	Claim On Cash	168,172.78	500.00	168,672.78
<u>40.100.1100</u>	Claim On Cash	0.00	0.00	0.00
<u>41.100.1100</u>	Claim On Cash	14,639.60	(13,386.87)	1,252.73
<u>42.100.1100</u>	Claim On Cash	4,302.88	(4,290.42)	12.46
<u>45.100.1100</u>	Claim On Cash	251.84	0.00	251.84
<u>46.100.1100</u>	Claim On Cash	3,470.29	0.00	3,470.29
<u>47.100.1100</u>	Claim On Cash	4,192.20	0.00	4,192.20
<u>51.100.1100</u>	Claim On Cash	91,438.75	0.00	91,438.75
<u>70.100.1100</u>	Claim On Cash	3,367,885.64	(50,416.48)	3,317,469.16
<u>71.100.1100</u>	Claim On Cash	15.18	0.00	15.18
<u>72.100.1100</u>	Claim On Cash	488,225.43	(3,816.62)	484,408.81
<u>76.100.1100</u>	Claim On Cash	668.78	0.00	668.78
<u>77.100.1100</u>	Claim On Cash	0.00	0.00	0.00
<u>78.100.1100</u>	Claim On Cash	2,363.97	3,107.22	5,471.19
<u>79.100.1100</u>	Claim On Cash	10,527.28	642.52	11,169.80
<u>81.100.1100</u>	Claim On Cash	106.75	0.00	106.75
<u>82.100.1100</u>	Claim On Cash	8,883.64	0.00	8,883.64
<u>83.100.1100</u>	Claim On Cash	5.00	0.00	5.00
<u>84.100.1100</u>	Claim On Cash	0.00	0.00	0.00
<u>89.100.1100</u>	Claim On Cash	117,095.08	13.02	117,108.10
<u>90.100.1100</u>	Claim On Cash	38,236.77	0.00	38,236.77
<u>92.100.1100</u>	Claim On Cash	173,646.47	(1,303.10)	172,343.37
<u>93.100.1100</u>	Claim On Cash	1,270.99	0.00	1,270.99
<b>TOTAL CLAIM ON CASH</b>		<u>32,172,824.79</u>	<u>3,093,203.32</u>	<u>35,266,028.11</u>
<b>CASH IN BANK</b>				
Cash in Bank				
<u>99.100.1101</u>	GENERAL INVESTMENT SWEEP	21,473,853.15	3,092,967.66	24,566,820.81

<b>ACCOUNT #</b>	<b>ACCOUNT NAME</b>	<b>BEGINNING BALANCE</b>	<b>CURRENT ACTIVITY</b>	<b>CURRENT BALANCE</b>
<u>99.100.1106</u>	TEXPOOL	3,171,660.26	104.81	3,171,765.07
<u>99.100.1107</u>	TXCLASS	1,564,311.38	130.85	1,564,442.23
<u>99.100.1108</u>	CD-0154 SSB&T	250,000.00	0.00	250,000.00
<u>99.100.1109</u>	CD-0220 SSB&T	250,000.00	0.00	250,000.00
<u>99.100.1110</u>	CD-4120 SSB&T	500,000.00	0.00	500,000.00
<u>99.100.1111</u>	CD-0055 SSB&T	300,000.00	0.00	300,000.00
<u>99.100.1112</u>	CD-0253 SSB&T	400,000.00	0.00	400,000.00
<u>99.100.1113</u>	CD-0576 SSB&T	350,000.00	0.00	350,000.00
<u>99.100.1114</u>	CD-7966 TRB	100,000.00	0.00	100,000.00
<u>99.100.1115</u>	CD-7967 TRB	100,000.00	0.00	100,000.00
<u>99.100.1116</u>	CD-4948 TRB	150,000.00	0.00	150,000.00
<u>99.100.1117</u>	CD-0285 TRB	100,000.00	0.00	100,000.00
<u>99.100.1118</u>	CD-4860 TRB	100,000.00	0.00	100,000.00
<u>99.100.1119</u>	CD-7440 TRB	300,000.00	0.00	300,000.00
<u>99.100.1120</u>	CD-4048 TRB	100,000.00	0.00	100,000.00
<u>99.100.1121</u>	FNC-BROKERED CDS	734,000.00	0.00	734,000.00
<u>99.100.1122</u>	MBS-BROKERED CDS	2,229,000.00	0.00	2,229,000.00
<b>TOTAL: Cash in Bank</b>		<u>32,172,824.79</u>	<u>3,093,203.32</u>	<u>35,266,028.11</u>
<b>TOTAL CASH IN BANK</b>		<u>32,172,824.79</u>	<u>3,093,203.32</u>	<u>35,266,028.11</u>