

COUNTY OF GILLESPIE

Kelly Eckhardt

County Treasurer

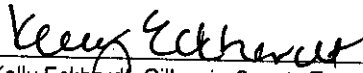
Gillespie County Courthouse
101 West Main Street, Unit #5
Room 106

Office 830-997-6521

FREDERICKSBURG, TEXAS
78624-3700

AFFIDAVIT

I, Kelly Eckhardt, Treasurer, in and for the County of Gillespie, State of Texas, do present the foregoing Monthly Report to be a true and correct statement, to the best of my knowledge, of all accounts under the control of the Gillespie County Treasurer for April 30, 2021.




Kelly Eckhardt, Gillespie County Treasurer

April 2021 Cash Receipts:	\$ 2,435,429.21
April 2021 Disbursements:	\$ 2,876,013.78
April 2021 GF Pooled Cash	\$ 34,129,025.22
April 2021 Bond Interest and Sinking	\$ 279,756.95
April 2021 Jail Bond	\$ 151,091.61
April 2021 County Attorney HOT Funds	\$ 16,336.16
April 2021 District Clerk Operating	\$ 35,348.64
April 2021 County Clerk Operating	\$ 88,125.74
April 2021 JP #1 Operating	\$ 17,092.16
April 2021 JP #2 Operating	\$ 11,660.69
April 2021 JP #3 Operating	\$ 23,904.52
April 2021 JP #4 Operating	\$ 6,563.98
Total Available Cash	\$ 34,758,905.67

Presented, examined, and accepted at the regular term of Commissioners' Court, pursuant to LGC 114.026 on this the 10th day of May 2021.



Mark Stroehrer, County Judge




Charles Offutt, Commissioner, Pct.1




Keith Kramer, Commissioner, Pct.2



Dennis Neffendorf, Commissioner, Pct.3



Donnie Schuch, Commissioner, Pct.4



Mary Lynn Rusche, County Clerk

GILLESPIE COUNTY
 POOLED CASH TRIAL BALANCE
 AS OF APRIL 30, 2021


FUND ACCT	DESCRIPTION	4/1/2021 BEGINNING BALANCE	APRIL JOURNAL ENTRIES	APRIL RECEIPTS	APRIL DISBURSEMENTS	4/30/2021 ENDING BALANCE
10.100.1101	GENERAL FUND	\$23,342,141.42	\$230,753.25	\$1,158,175.15	(\$1,958,097.13)	\$22,772,972.69
ROAD & BRIDGE FUNDS						
15.100.1101	COUNTY WIDE	\$3,915,620.37	\$0.00	\$190,175.33	(\$31,625.74)	\$4,074,169.96
16.100.1101	PRECINCT 1	\$215,318.78	\$0.00	\$577.86	(\$49,171.63)	\$166,725.01
17.100.1101	PRECINCT 2	\$272,950.48	\$0.00	\$11,421.86	(\$39,577.71)	\$244,794.63
18.100.1101	PRECINCT 3	\$256,641.17	\$0.00	\$79.76	(\$90,693.58)	\$166,027.35
19.100.1101	PRECINCT 4	\$224,732.79	\$0.00	\$86.22	(\$37,671.49)	\$187,147.52
	TOTAL ROAD & BRIDGE FUNDS	\$4,885,263.59	\$0.00	\$202,341.03	(\$248,740.15)	\$4,838,864.47
SPECIAL FUNDS						
11.100.1101	NON-SPECIFIC GRANTS FUND	\$94,442.88	\$0.00	\$680,546.34	\$0.00	\$774,989.22
20.100.1101	LAW LIBRARY FUND	\$7,879.02	\$0.00	\$4,165.00	(\$6,415.00)	\$5,629.02
21.100.1101	LATERAL ROAD FUND	\$26,562.26	\$0.00	\$0.00	\$0.00	\$26,562.26
22.100.1101	STATE COURT COSTS, FEES, FINES FUND	(\$240.01)	\$0.00	\$488.50	(\$480.62)	(\$232.13)
24.100.1101	PROBATE TRAINING FUND	\$51,093.56	\$0.00	\$1,431.00	(\$960.70)	\$51,563.86
25.100.1101	COURT REPORTER SERVICE FUND	\$8,096.86	\$0.00	\$885.00	(\$2,000.00)	\$6,981.86
27.100.1101	STATE WASTE WATER FEE FUND	\$1,010.00	\$0.00	\$330.00	(\$780.00)	\$560.00
28.100.1101	COUNTY RECORDS MANAGEMENT FUND	\$50,489.44	\$0.00	\$1,469.21	\$0.00	\$51,958.65
29.100.1101	COUNTY CLERK RECORDS MANAGEMENT FUND	\$133,012.16	\$0.00	\$25,186.94	(\$1,570.78)	\$156,628.32
30.100.1101	SHERIFF SEIZURE FUND	\$47,799.61	\$0.00	\$3,531.80	\$0.00	\$51,331.41
31.100.1101	JUSTICE COURT BUILDING SECURITY FUND	\$13,100.64	\$0.00	\$100.12	\$0.00	\$13,200.76
32.100.1101	COURTHOUSE SECURITY FUND	\$91,894.03	\$0.00	\$3,511.23	\$0.00	\$95,405.26
33.100.1101	COUNTY CLERK ARCHIVE FUND	\$100,330.00	\$0.00	\$23,640.00	\$0.00	\$123,970.00
34.100.1101	DISTRICT CLERK RECORDS MANAGEMENT FUND	\$16,826.09	\$0.00	\$351.85	\$0.00	\$17,177.94
35.100.1101	COUNTY & DISTRICT COURT TECHNOLOGY FUND	\$37,238.42	\$0.00	\$597.24	\$0.00	\$37,835.66
36.100.1101	OCCUPANCY TAX FUND	\$1,169,209.01	\$0.00	135,992.21	(\$377,165.27)	\$928,035.95
37.100.1101	PRETRIAL INTERVENTION FUND	\$168,672.78	\$0.00	\$0.00	\$0.00	\$168,672.78
41.100.1101	ELECTIONS ADMINISTRATION FUND	\$4,290.49	\$0.00	\$1.72	\$0.00	\$4,292.21
42.100.1101	ELECTIONS HAVA GRANT FUND	\$12.46	\$0.00	\$0.00	\$0.00	\$12.46
45.100.1101	COUNTY JURY FUND	\$251.84	\$0.00	\$0.00	\$0.00	\$251.84
46.100.1101	COUNTY SPECIALTY COURT FUND	\$3,470.29	\$0.00	\$0.00	\$0.00	\$3,470.29
47.100.1101	LOCAL TRUANCY P&D FUND	\$4,192.20	\$0.00	\$0.00	\$0.00	\$4,192.20
51.100.1101	JUSTICE COURT TECHNOLOGY FUND	\$91,438.75	\$0.00	\$422.51	\$0.00	\$91,861.26
70.100.1101	CAPITAL IMPROVEMENT/MAINTENANCE FUND	\$3,300,137.86	\$0.00	\$1,380.61	(\$247,529.70)	\$3,053,988.77
71.100.1101	AIRPORT CAPITAL PROJECT GRANT	\$15.18	\$0.00	\$0.00	\$0.00	\$15.18
72.100.1101	AIRPORT OPERATING FUND	\$489,102.02	\$0.00	\$19,558.04	(\$14,889.06)	\$493,771.00
76.100.1101	LEOSE TRAINING FUND-CONSTABLE PCT 3	\$1,298.20	\$0.00	\$0.00	\$0.00	\$1,298.20
77.100.1101	LEOSE TRAINING FUND-CONSTABLE PCT 4	\$0.00	\$0.00	\$0.00	\$0.00	\$0.00
78.100.1101	LEOSE TRAINING FUND-SHERIFF	\$5,471.19	\$0.00	\$0.00	\$0.00	\$5,471.19
79.100.1101	LEOSE TRAINING FUND-CONSTABLE PCT 1	\$11,169.80	\$0.00	\$0.00	\$0.00	\$11,169.80
81.100.1101	TAX ASSESSOR COLLECTOR MVI FUND	\$106.75	\$0.00	\$0.00	\$0.00	\$106.75
82.100.1101	LEOSE TRAINING FUND-CONSTABLE PCT 2	\$8,883.64	\$0.00	\$0.00	\$0.00	\$8,883.64
83.100.1101	APPELLATE JUDICIAL SYSTEM FUND	\$5.00	\$0.00	\$595.00	(\$595.00)	\$5.00
84.100.1101	ALTERNATIVE DISPUTE RESOLUTION FUND	\$0.00	\$0.00	\$1,465.00	(\$1,465.00)	\$0.00
89.100.1101	McDERMOTT BULDING FUND	\$117,363.62	\$0.00	\$53.08	\$0.00	\$117,416.70
90.100.1101	UNCLAIMED MONIES FUND	\$38,236.77	\$0.00	\$0.00	\$0.00	\$38,236.77
92.100.1101	BREITEN FUND	\$172,235.50	\$0.00	\$77.62	(\$1,110.13)	\$171,202.99
93.100.1101	SHERIFF ABANDONED VEHICLE FUND	\$1,270.99	\$0.00	\$0.00	\$0.00	\$1,270.99
	TOTAL SPECIAL FUNDS	\$6,266,369.30	\$0.00	\$905,780.02	(\$654,961.26)	\$6,517,188.06
	TOTAL POOLED CASH	\$34,493,774.31	\$230,753.25	\$2,266,296.20	(\$2,861,798.54)	\$34,129,025.22

GILLESPIE COUNTY
NON-POOLED CASH
AS OF APRIL 30, 2021

FUND ACCT	DESCRIPTION	4/1/2021 BEGINNING BALANCE	APRIL JOURNAL ENTRIES	APRIL RECEIPTS	APRIL DISBURSEMENTS	4/30/2021 ENDING BALANCE
43.100.1101	JUSTICE OF PEACE NO 3	\$33,665.16				
44.100.1101	JUSTICE OF PEACE NO 4	\$8,810.41	(\$24,283.06)	\$15,002.92	(\$480.50)	\$23,904.52
61.100.1101	GOB SERIES 2013 JAIL PROJECT	\$48,373.92	(\$7,840.55)	\$6,160.12	(\$566.00)	\$6,563.98
61.100.1105	GOB SERIES 2013 JAIL PROJECT TEXPOOL	\$102,706.62	\$0.00	\$3.98	\$0.00	\$48,377.90
62.100.1101	GOB SERIES 2013 INT & SINK	\$256,815.80	\$0.00	\$7.09	\$0.00	\$102,713.71
80.100.1101	COUNTY ATTORNEY HOT CHECK	\$14,069.60	\$0.00	\$22,941.15	\$0.00	\$279,756.95
85.100.1101	JUSTICE OF PEACE NO 1	\$36,910.62	(\$54.33)	\$2,753.81	(\$432.92)	\$16,336.16
86.100.1101	JUSTICE OF PEACE NO 2	\$32,944.62	(\$22,786.05)	\$12,403.96	(\$9,436.37)	\$17,092.16
94.100.1101	COUNTY CLERK OPERATING	\$217,920.88	(\$27,651.55)	\$9,292.62	(\$2,925.00)	\$11,660.69
95.100.1101	DISTRICT CLERK OPERATING	\$60,996.00	(\$209,377.22)	\$79,956.53	(\$374.45)	\$88,125.74
			(\$46,258.19)	\$20,610.83	\$0.00	\$35,348.64
	TOTAL NON-POOLED CASH	\$813,213.63	(\$338,250.95)	\$169,133.01	(\$14,215.24)	\$629,880.45
BOND PAID OFF IN FEBRUARY AND ACCOUNT WAS CLOSED IN MARCH 2021:						
53.100.1101	INTEREST & SINKING COB #2001	\$0.00	\$0.00	\$0.00	\$0.00	\$0.00

**GILLESPIE COUNTY
BANK BALANCES
AS OF APRIL 30, 2021**

	BANK BALANCE	4/30/2021 DEPOSIT IN TRANSIT	4/30/2021 OUTSTANDING CHECKS	4/30/2021 ADJUSTED BANK BALANCE	4/30/2021 GL BALANCE	
GENERAL INVESTMENT SWEEP	\$23,829,486.68	\$20,412.70	(\$244,889.55)	\$23,605,209.83	\$23,605,209.83	\$0.00
COUNTY ATTORNEY HOT CHECK	\$16,708.18	\$700.00	(\$1,072.02)	\$16,336.16	\$16,336.16	\$0.00
COUNTY CLERK OPERATING	\$86,051.20	\$3,583.00	(\$1,508.46)	\$88,125.74	\$88,125.74	\$0.00
DISTRICT CLERK OPERATING	\$44,432.70	\$1,358.00	(\$10,443.06)	\$35,348.64	\$35,348.64	\$0.00
GOB SERIES 2013 INT & SINK	\$277,812.36	\$1,944.59	\$0.00	\$279,756.95	\$279,756.95	\$0.00
GOB SERIES 2013 JAIL PROJECT	\$48,377.90	\$0.00	\$0.00	\$48,377.90	\$48,377.90	\$0.00
JUSTICE OF PEACE NO 1	\$18,265.74	\$0.00	(\$1,173.58)	\$17,092.16	\$17,092.16	\$0.00
JUSTICE OF PEACE NO 2	\$12,424.31	\$0.00	(\$763.62)	\$11,660.69	\$11,660.69	\$0.00
JUSTICE OF PEACE NO 3	\$24,429.02	\$140.00	(\$664.50)	\$23,904.52	\$23,904.52	\$0.00
JUSTICE OF PEACE NO 4	\$7,065.98	\$0.00	(\$502.00)	\$6,563.98	\$6,563.98	\$0.00



My Pooled Cash Report

Gillespie County, TX
For the Period Ending 4/30/2021

ACCOUNT #	ACCOUNT NAME	BEGINNING BALANCE	CURRENT ACTIVITY	CURRENT BALANCE
CLAIM ON CASH				
10.100.1100	Claim On Cash	23,342,141.42	(569,168.73)	22,772,972.69
11.100.1100	Claim On Cash	94,442.88	680,546.34	774,989.22
15.100.1100	Claim On Cash	3,915,620.37	158,549.59	4,074,169.96
16.100.1100	Claim On Cash	215,318.78	(48,593.77)	166,725.01
17.100.1100	Claim On Cash	272,950.48	(28,155.85)	244,794.63
18.100.1100	Claim On Cash	256,641.17	(90,613.82)	166,027.35
19.100.1100	Claim On Cash	224,732.79	(37,585.27)	187,147.52
20.100.1100	Claim On Cash	7,879.02	(2,250.00)	5,629.02
21.100.1100	Claim On Cash	26,562.26	0.00	26,562.26
22.100.1100	Claim On Cash	(240.01)	7.88	(232.13)
24.100.1100	Claim On Cash	51,093.56	470.30	51,563.86
25.100.1100	Claim On Cash	8,096.86	(1,115.00)	6,981.86
26.100.1100	Claim On Cash	0.00	0.00	0.00
27.100.1100	Claim On Cash	1,010.00	(450.00)	560.00
28.100.1100	Claim On Cash	50,489.44	1,469.21	51,958.65
29.100.1100	Claim On Cash	133,012.16	23,616.16	156,628.32
30.100.1100	Claim On Cash	47,799.61	3,531.80	51,331.41
31.100.1100	Claim On Cash	13,100.64	100.12	13,200.76
32.100.1100	Claim On Cash	91,894.03	3,511.23	95,405.26
33.100.1100	Claim On Cash	100,330.00	23,640.00	123,970.00
34.100.1100	Claim On Cash	16,826.09	351.85	17,177.94
35.100.1100	Claim On Cash	37,238.42	597.24	37,835.66
36.100.1100	Claim On Cash	1,169,209.01	(241,173.06)	928,035.95
37.100.1100	Claim On Cash	168,672.78	0.00	168,672.78
40.100.1100	Claim On Cash	0.00	0.00	0.00
41.100.1100	Claim On Cash	4,290.49	1.92	4,292.41
42.100.1100	Claim On Cash	12.46	0.00	12.46
45.100.1100	Claim On Cash	251.84	0.00	251.84
46.100.1100	Claim On Cash	3,470.29	0.00	3,470.29
47.100.1100	Claim On Cash	4,192.20	0.00	4,192.20
51.100.1100	Claim On Cash	91,438.75	422.51	91,861.26
70.100.1100	Claim On Cash	3,300,137.86	(246,149.09)	3,053,988.77
71.100.1100	Claim On Cash	15.18	0.00	15.18
72.100.1100	Claim On Cash	489,102.02	4,668.98	493,771.00
76.100.1100	Claim On Cash	1,298.20	0.00	1,298.20
77.100.1100	Claim On Cash	0.00	0.00	0.00
78.100.1100	Claim On Cash	5,471.19	0.00	5,471.19
79.100.1100	Claim On Cash	11,169.80	0.00	11,169.80
81.100.1100	Claim On Cash	106.75	0.00	106.75
82.100.1100	Claim On Cash	8,883.64	0.00	8,883.64
83.100.1100	Claim On Cash	5.00	0.00	5.00
84.100.1100	Claim On Cash	0.00	0.00	0.00
89.100.1100	Claim On Cash	117,363.62	53.08	117,416.70
90.100.1100	Claim On Cash	38,236.77	0.00	38,236.77
92.100.1100	Claim On Cash	172,235.50	(1,032.51)	171,202.99
93.100.1100	Claim On Cash	1,270.99	0.00	1,270.99
TOTAL CLAIM ON CASH		34,493,774.31	(364,748.89)	34,129,025.42

CASH IN BANK

Cash in Bank				
99.100.1101	GENERAL INVESTMENT SWEEP	23,728,810.89	(123,601.06)	23,605,209.83

ACCOUNT #	ACCOUNT NAME	BEGINNING BALANCE	CURRENT ACTIVITY	CURRENT BALANCE
<u>99.100.1106</u>	TEXPOOL	3,171,815.50	35.09	3,171,850.59
<u>99.100.1107</u>	TXCLASS	1,564,581.89	107.98	1,564,689.87
<u>99.100.1108</u>	CD-0154 SSB&T	255,746.76	119.46	255,866.22
<u>99.100.1109</u>	CD-0220 SSB&T	257,971.00	109.54	258,080.54
<u>99.100.1110</u>	CD-4120 SSB&T	500,000.00	0.00	500,000.00
<u>99.100.1111</u>	CD-0055 SSB&T	310,362.12	0.00	310,362.12
<u>99.100.1112</u>	CD-0253 SSB&T	412,160.23	0.00	412,160.23
<u>99.100.1113</u>	CD-0576 SSB&T	357,713.48	531.67	358,245.15
<u>99.100.1114</u>	CD-7966 TRB	101,661.41	30.22	101,691.63
<u>99.100.1115</u>	CD-7967 TRB	101,661.41	30.22	101,691.63
<u>99.100.1116</u>	CD-4948 TRB	152,394.34	25.89	152,420.23
<u>99.100.1117</u>	CD-0285 TRB	101,754.88	30.25	101,785.13
<u>99.100.1118</u>	CD-4860 TRB	102,038.31	136.06	102,174.37
<u>99.100.1119</u>	CD-7440 TRB	309,829.55	539.44	310,368.99
<u>99.100.1120</u>	CD-4048 TRB	102,272.54	156.35	102,428.89
<u>99.100.1121</u>	FNC-BROKERED CDS	734,000.00	(493,000.00)	241,000.00
<u>99.100.1122</u>	MBS-BROKERED CDS	2,229,000.00	0.00	2,229,000.00
<u>99.100.1123</u>	CD-1707 SSB&T	0.00	250,000.00	250,000.00
TOTAL: Cash in Bank		<u>34,493,774.31</u>	<u>(364,748.89)</u>	<u>34,129,025.42</u>
TOTAL CASH IN BANK		<u>34,493,774.31</u>	<u>(364,748.89)</u>	<u>34,129,025.42</u>