



FY2014-2015

GILLESPIE COUNTY, TEXAS

COUNTY TREASURER MONTHLY FINANCIAL REPORT

For The Period Ended

May 31, 2015

Unaudited

LAURA LUNDQUIST, C.C.T., C.I.O.

GILLESPIE COUNTY TREASURER

1. Cash/Investment Balances All Funds
For Period Ended May 31, 2015
2. Statement of Receipts, Disbursements, Electronic Funds Transfers, Payroll,
Interfund Allocations, Adjustments, and Investments All Funds
Month to Date by Fund
3. Statement of Receipts, Disbursements, Electronic Funds Transfers, Payroll,
Interfund Allocations, Adjustments, and Investments All Funds
Fiscal Year to Date by Fund
4. Statement of Maintenance & Operating Funds
FY2005 through May 31, 2015
General Fund
Road & Bridge Funds ... County Wide, Precinct No 1, Precinct No 2, Precinct No 3, Precinct No 4
5. Fund Cash/Investment Balance Comparison by Fiscal Year by Fund
Active and Inactive Funds
FY2004 through May 31, 2015
6. Overall Cash/Investment Balance Comparison by Month
FY1985 through May 31, 2015
7. County Sales Tax ... Effective January 01, 1988
Allocation Summary of Sales Tax Receipts
1988 through May 31, 2015

Statement of Repayment of Erroneous Receipt of Sales Tax
1997 through May 31, 2015 ... 20 Year Payout; Final Payment FY2016
8. Hotel Occupancy Tax (HOT) ... Effective January 01, 2007
Summary of HOT Receipts and Expenditures
For the Period of January 01, 2007 through May 31, 2015
9. Certificates of Obligation Bonds ... Interest & Sinking
Statement of Bond Redemptions & Interest Payment Schedule
GO Refunding Bonds, Series 2010
Refunding of COB Series 2001, Post Office & Clinic Building Properties



10. General Obligation Bonds ... Interest & Sinking
Statement of Bond Redemptions & Interest Payment Schedule
GOB Series 2013, Jail Construction Project
11. Lease / Purchase Finance ... Capital Equipment
Statement of Principal & Interest Payment Schedule
Road & Bridge Departments – Contract No 6451, December.2013
 - o Countywide
 - o Precinct No 1
 - o Precinct No 2
 - o Precinct No 3
 - o Precinct No 4
12. Public Property Finance ... Law Enforcement Radio System Upgrade
Statement of Principal & Interest Payment Schedule
Sheriff Office --- Contract No 6774, October.2014
13. District Clerk Trust Funds ... Statement of Holding in Trust Funds ... As Managed by County Treasurer
As of May 31, 2015
14. County Clerk Trust Funds ... Statement of Holding in Trust Funds ... As Managed by County Treasurer
As of May 31, 2015
15. Investment Performance Summary ... Certificate(s) of Deposit
As of May 31, 2015
16. County Treasurer Portfolio Asset Summary by Investment Type
As of May 31, 2015
17. County Portfolio Asset Summary vs. Security Holdings
As of May 31, 2015
18. Detailed Listing of Receipts to All Funds
For May.2015
19. Detailed Listing of Disbursements from All Funds
For May.2015
20. Detailed Listing of Electronic Funds Transfers from All Funds
For May.2015
21. Detailed Listing of Interfund Allocations to/from All Funds
For May.2015
22. Detailed Listing of Payroll Distribution All Funds
For May.2015
23. Financial Summary Recap ... Affidavit
As of May 31, 2015

FY2014-2015
 GILLESPIE COUNTY, TEXAS

CASH / INVESTMENT BALANCES
 OF ALL FUNDS MANAGED BY COUNTY TREASURER

For Period Ended May 31, 2015

FUNDS LISTING BY CATEGORY		
GENERAL and ROAD & BRIDGE FUNDS		CASH and INVESTMENTS
Maintenance & Operating Funds		
General Fund	13,432,211.76	
Road & Bridge Funds ...		
County Wide	1,938,316.60	
Precinct No 1	85,391.75	
Precinct No 2	183,841.36	
Precinct No 3	31,137.97	
Precinct No 4	<u>146,331.15</u>	
Sub-total Road & Bridge Funds	2,385,018.83	<u>15,817,230.59</u>
 SPECIAL REVENUE FUNDS		
Law Library	5,549.94	
Lateral Road ...		
Precinct No 1	6,633.18	
Precinct No 2	6,633.18	
Precinct No 3	6,633.18	
Precinct No 4	6,633.18	
Sub-total Lateral Road Funds	26,532.72	
Probate	28,665.03	
Court Reporter Service	847.66	
County Records Management	88,867.75	
County Clerk Records Management	107,797.17	
Sheriff Forfeiture	25,257.71	
Sheriff Abandoned Vehicle	1,200.77	
Sheriff Equitable Sharing	1,201.23	
Justice Court Bldg Security	28,866.62	
Courthouse Security	959.79	
District Clerk Records Management	6,602.87	
County & District Court Technology	15,697.24	
Occupancy Tax	408,963.52	
Pretrial Intervention	123,025.71	
Justice Court Technology	109,487.92	
Airport Operating	651,844.35	
LEOSE Training--Sheriff	5,116.28	
LEOSE Training--Constable No 1	8,038.15	
LEOSE Training--Constable No 2	5,984.48	
Tax Assessor - M V I	<u>106.75</u>	<u>1,650,613.66</u>
 SPECIAL REVENUE FUNDS ... GRANTS		
Grants ... General, Energy Efficiency	0.00	
Grants ... Law Enforcement, Emergency Services P25 Compliant Radio	75,248.14	
PML Loan Star Library	258.39	
PML PAC-Pug	211.40	
Airport Capital Project Grant	<u>15.18</u>	<u>75,733.11</u>

FY2014-2015
 GILLESPIE COUNTY, TEXAS

CASH / INVESTMENT BALANCES
 OF ALL FUNDS MANAGED BY COUNTY TREASURER

For Period Ended May 31, 2015

CERTIFICATES OF OBLIGATION BONDS			
and			
GENERAL OBLIGATION BONDS			
...			
Operating Accounts			
	GOB Series 2013 ... Jail Project	<u>956,840.46</u>	<u>956,840.46</u>
CERTIFICATES OF OBLIGATION BONDS			
and			
GENERAL OBLIGATION BONDS			
...			
Interest & Sinking Accounts			
	COB Series 2001/GOB Refunding Series 2010 ... Interest & Sinking	32,977.43	
	GOB Series 2013 ... Interest & Sinking	<u>400,170.32</u>	<u>433,147.75</u>
TRUST and AGENCY FUNDS			
	Criminal Justice	24,194.34	
	Waste Water (State Fee)	440.00	
	County Attorney Hot Check	12,510.39	
	McDermott (PML)	142,357.89	
	Breiten (PML)	213,792.21	
	Justice Of The Peace No. 1	32,652.18	
	Justice Of The Peace No. 2	16,376.08	
	Appellate Judicial System	90.06	
	Alternative Dispute Resolution	296.09	
	Unclaimed Monies	54,211.45	
	County Clerk Operating	37,691.67	
	District Clerk Operating	66,580.01	
	Light Up The Block	<u>0.00</u>	<u>601,192.37</u> <u>19,534,757.94</u>
FUNDS PENDING RELEASE			
	Check(s) pending release	0.00	
	EFT(s) pending release	<u>0.00</u>	<u>0.00</u> <u>0.00</u>
CHANGE FUNDS			
	General Fund (F.10) ... cash provider to various offices	3,000.00	
	Sheriff Seizure Fund (F.30)	1,950.00	
	County Attorney Hot Check Fund (F.80)	<u>50.00</u>	<u>5,000.00</u> <u>5,000.00</u>

FY2014-2015
 GILLESPIE COUNTY, TEXAS

CASH / INVESTMENT BALANCES
 OF ALL FUNDS MANAGED BY COUNTY TREASURER

For Period Ended May 31, 2015

UNALLOCATED MONIES				
Checking Accounts				
Justice of Peace No 2 Checking ...unaccountable funds from 02.28.1999 ... date check book was turned over to County Treasurer	(98.56)			
Justice of Peace No 2 Checking ... credit card payment pending	424.00			
General Checking ... online payment pending / US Trea	2,721.37			
General Checking ... online payment pending / Gillespie-Kendal ADCS	5,735.70			
General Checking ... receipted incorret amount from online payment / SSB&T	(0.96)			
District Clerk Checking ... credit card e-file payments pending / notation only	0.00			
	0.00	<u>8,781.55</u>		
Investment Pools ... Investment Service For Public Funds				
TexPool ... General	0.00			
TexPool ... COB Series 2001/GOB Series 2010 Interest & Sinking	0.00			
TexPool ... GOB Series 2013 Jail Project	0.00			
Texas Class ... GOB Series 2013 Jail Project	<u>0.00</u>	<u>0.00</u>		
Other Unallocated Funds				
none reported	<u>0.00</u>	<u>0.00</u>	<u>8,781.55</u>	<u>19,548,539.49</u>

FY2014-2015
 GILLESPIE COUNTY, TEXAS

CASH / INVESTMENT BALANCES
 OF ALL FUNDS MANAGED BY COUNTY TREASURER

For Period Ended May 31, 2015

CHECKING and INVESTMENT ACCOUNTS

CHECKING ACCOUNTS

GENERAL OPERATING ... Interest Bearing Checking	5,876.73	
Cash On Hand	0.00	
Deposit In Process	73.98	
Deposit In Process	51.00	
Deposit In Process	111.00	
Online Transfer	0.00	
Online Transfer	0.00	
Outstanding Financial Checks	(86,875.46)	
Outstanding Payroll Checks	(4,669.18)	
Check(s) pending release	<u>0.00</u>	<u>(85,431.93)</u>
GENERAL OPERATING ... Interest Bearing Sweep Account		
Sweep of General Operating Checking	<u>9,538,669.85</u>	<u>9,538,669.85</u>
COB Series 2001 / GORefuding Series 2010 INTEREST & SINKING Checking	32,267.44	
Cash On Hand	0.00	
Online Transfer	0.00	
Online Transfer	0.00	
Outstanding Checks	<u>0.00</u>	<u>32,267.44</u>
COUNTY ATTORNEY HOT CHECK ... Interest Bearing Checking	17,026.80	
Cash On Hand	0.00	
Deposit In Process	290.00	
Deposit In Process	0.00	
Outstanding Checks	(4,806.41)	<u>12,510.39</u>
APPELLATE JUDICIAL ... Interest Bearing Checking	90.06	
Cash On Hand	0.00	
Deposit In Process	0.00	
Online Transfer	0.00	
Online Transfer	0.00	
Outstanding Checks	<u>0.00</u>	<u>90.06</u>
JUSTICE OF THE PEACE No 1 ... Interest Bearing Checking	33,290.03	
Cash On Hand	0.00	
Deposit In Process	375.00	
Deposit In Process	0.00	
Outstanding Checks	(912.85)	<u>32,752.18</u>
JUSTICE OF THE PEACE No 2 ... Interest Bearing Checking	17,797.75	
Cash On Hand	0.00	
Deposit In Process	830.16	
Deposit In Process	0.00	
Outstanding Checks	(2,026.39)	<u>16,601.52</u>

FY2014-2015
 GILLESPIE COUNTY, TEXAS

CASH / INVESTMENT BALANCES
 OF ALL FUNDS MANAGED BY COUNTY TREASURER

For Period Ended May 31, 2015

CHECKING ACCOUNTS ... Continued			
COUNTY CLERK ... Interest Bearing Checking	36,263.85		
Cash On Hand	0.00		
Deposit In Process	1,621.00		
Deposit In Process	0.00		
Deposit In Process	0.00		
Deposit In Process	0.00		
Outstanding Checks ...checks outstanding prior to 10.01.2009	(108.50)		
Outstanding Checks ...outstanding checks post 09.30.2009	(84.68)	<u>37,691.67</u>	
DISTRICT CLERK ... Interest Bearing Checking	78,444.55		
Cash On Hand	0.00		
Deposit In Process	876.00		
Deposit In Process	0.00		
Outstanding Checks ...checks outstanding prior to 10.01.2009	(4,361.86)		
Outstanding Checks ...outstanding checks post 09.30.2009	(8,378.68)	<u>66,580.01</u>	
GOB SERIES 2013 - Jail Project ... Interest Bearing Checking	1.00		
Cash On Hand	0.00		
Online Transfer	0.00		
Deposit In Process	0.00		
Outstanding Checks	<u>0.00</u>	<u>1.00</u>	
GOB SERIES 2013 - Jail Project ... Interest Bearing Sweep Account			
Sweep of GOB 2013 Jail Project Checking	<u>173,276.20</u>	<u>173,276.20</u>	
GOB SERIES 2013 - Interest & Sinking ... Interest Bearing Checking	400,170.32		
Cash On Hand	0.00		
Online Transfer	0.00		
Online Transfer	0.00		
Online Transfer	0.00		
Outstanding Checks	<u>0.00</u>	<u>400,170.32</u>	<u>10,225,178.71</u>

FY2014-2015
 GILLESPIE COUNTY, TEXAS

CASH / INVESTMENT BALANCES
 OF ALL FUNDS MANAGED BY COUNTY TREASURER

For Period Ended May 31, 2015

TIME CERTIFICATE OF DEPOSIT(s)

All General Fund (10.) Investments

Blanco National Bank

BNB CD .. 0.45% per annum, paid monthly .. 11.07.2015 maturity	100,000.00	
BNB CD .. 0.45% per annum, paid monthly .. 02.11.2016 maturity	100,000.00	
BNB CD .. 0.45% per annum, paid monthly .. 01.02.2016 maturity	100,000.00	
BNB CD .. 0.45% per annum, paid monthly .. 07.19.2015 maturity	100,000.00	
BNB CD .. 0.45% per annum, paid monthly .. 03.07.2016 maturity	100,000.00	
BNB CD .. 0.45% per annum, paid monthly .. 09.07.2015 maturity	100,000.00	
BNB CD .. 0.45% per annum, paid monthly .. 10.07.2015 maturity	100,000.00	
BNB CD .. 0.45% per annum, paid monthly .. 05.28.2016 maturity	100,000.00	
BNB CD .. 0.45% per annum, paid monthly .. 05.28.2016 maturity	100,000.00	
BNB CD .. 0.45% per annum, paid monthly .. 08.02.2015 maturity	100,000.00	
BNB CD .. 0.45% per annum, paid monthly .. 11.02.2015 maturity	100,000.00	
BNB CD .. 0.45% per annum, paid monthly .. 12.02.2015 maturity	100,000.00	
BNB CD .. 0.45% per annum, paid monthly .. 04.18.2016 maturity	100,000.00	
BNB CD .. 0.45% per annum, paid monthly .. 11.22.2015 maturity	100,000.00	
BNB CD .. 0.45% per annum, paid monthly .. 01.30.2016 maturity	100,000.00	
BNB CD .. 0.45% per annum, paid monthly .. 01.30.2016 maturity	100,000.00	
BNB CD .. 0.45% per annum, paid monthly .. 03.05.2016 maturity	100,000.00	
BNB CD .. 0.45% per annum, paid monthly .. 04.01.2016 maturity	100,000.00	
BNB CD .. 0.45% per annum, paid monthly .. 12.01.2015 maturity	100,000.00	
BNB CD .. 0.45% per annum, paid monthly .. 04.01.2016 maturity	100,000.00	
BNB CD .. 0.45% per annum, paid monthly .. 04.01.2016 maturity	100,000.00	
BNB CD .. 0.45% per annum, paid monthly .. 04.15.2016 maturity	100,000.00	
BNB CD .. 0.45% per annum, paid monthly .. 06.01.2015 maturity	100,000.00	
BNB CD .. 0.45% per annum, paid monthly .. 06.15.2015 maturity	<u>100,000.00</u>	<u>2,400,000.00</u>

Security State Bank & Trust (County Depository)

SSB&T CD .. 0.35% per annum, paid monthly .. 02.11.2016 maturity	100,000.00	
SSB&T CD .. 0.35% per annum, paid monthly .. 05.02.2016 maturity	100,000.00	
SSB&T CD .. 0.35% per annum, paid monthly .. 02.28.2016 maturity	100,000.00	
SSB&T CD .. 0.35% per annum, paid monthly .. 10.29.2015 maturity	100,000.00	
SSB&T CD .. 0.35% per annum, paid monthly .. 03.04.2016 maturity	250,000.00	
SSB&T CD .. 0.35% per annum, paid monthly .. 04.01.2016 maturity	500,000.00	
SSB&T CD .. 0.35% per annum, paid monthly .. 07.01.2015 maturity	500,000.00	
SSB&T CD .. 0.35% per annum, paid monthly .. 10.01.2015 maturity	500,000.00	
SSB&T CD .. 0.35% per annum, paid monthly .. 01.01.2016 maturity	<u>500,000.00</u>	<u>2,650,000.00</u> <u>5,050,000.00</u>

FY2014-2015
 GILLESPIE COUNTY, TEXAS

CASH / INVESTMENT BALANCES
 OF ALL FUNDS MANAGED BY COUNTY TREASURER

For Period Ended May 31, 2015

INVESTMENT POOLS ... Investment Service For Public Funds				
TexPool				
GENERAL ... Multi-Fund Account	3,484,087.53			
Deposit In Process	0.00			
Monies In Transit	<u>0.00</u>	<u>3,484,087.53</u>		
COB SERIES 2001/GORefunding SERIES 2010 ... Interest & Sinking	709.99			
Deposit In Process	0.00			
Monies In Transit	<u>0.00</u>	<u>709.99</u>		
GOB SERIES 2013 ... Jail Project	101,021.86			
Deposit In Process	0.00			
Monies In Transit	<u>0.00</u>	<u>101,021.86</u>		
TexPool sub-total			<u>3,585,819.38</u>	
Texas Class				
GOB SERIES 2013 ... Jail Project	682,541.40			
Deposit In Process	0.00			
Monies In Transit	<u>0.00</u>	<u>682,541.40</u>	<u>4,268,360.78</u>	
CHANGE FUNDS				
Under General Fund (F.10)				
Tax Office ... Teller Drawers (4)	1,200.00			
Tax Office ... Office Administration	0.00			
County Clerk	100.00			
District Clerk	100.00			
Justice of Peace No 1	200.00			
Justice of Peace No 2	200.00			
Pioneer Memorial Library	100.00			
Sheriff ... LEC Administration	50.00			
Sheriff ... LEB Jail Operations	50.00			
County Treasurer	1,000.00			
County Warehouse	<u>0.00</u>	<u>3,000.00</u>		
Under Sheriff Seizure (F.30)				
Sheriff ... Administrative Office	<u>1,950.00</u>	<u>1,950.00</u>		
Under County Attorney Hot Check (F.80)				
County Attorney	<u>50.00</u>	<u>50.00</u>	<u>5,000.00</u>	<u>19,548,539.49</u>

**FY2014-2015
 GILLESPIE COUNTY, TEXAS
 CASH / INVESTMENT BALANCES
 OF ALL FUNDS MANAGED BY COUNTY TREASURER
 For Period Ended May 31, 2015**

DISTRICT CLERK HOLDING					
HOLDING ACCOUNT (s)	CASH and INVESTMENTS				
holding account(s)	<u>517,153.64</u>	<u>517,153.64</u>	<u>517,153.64</u>	<u>517,153.64</u>	517,153.64
INVESTMENT POOLS ... Investment Service For Public Funds					
TEXPOOL ... DISTRICT CLERK HOLDING	517,153.64				
Deposit In Process	0.00				
Monies In Transit	<u>0.00</u>	<u>517,153.64</u>	<u>517,153.64</u>	517,153.64	

COUNTY CLERK HOLDING					
HOLDING ACCOUNT (s)	CASH and INVESTMENTS				
holding account(s)	<u>120,516.47</u>	<u>120,516.47</u>	<u>120,516.47</u>	120,516.47	
INVESTMENT POOLS ... Investment Service For Public Funds					
TEXPOOL ... COUNTY CLERK HOLDING	120,516.47				
Deposit In Process	0.00				
Monies In Transit	<u>0.00</u>	<u>120,516.47</u>	<u>120,516.47</u>	120,516.47	


 Laura Lundquist, C.C.T., C.I.O.
 Gillespie County Treasurer
 Gillespie County, Texas

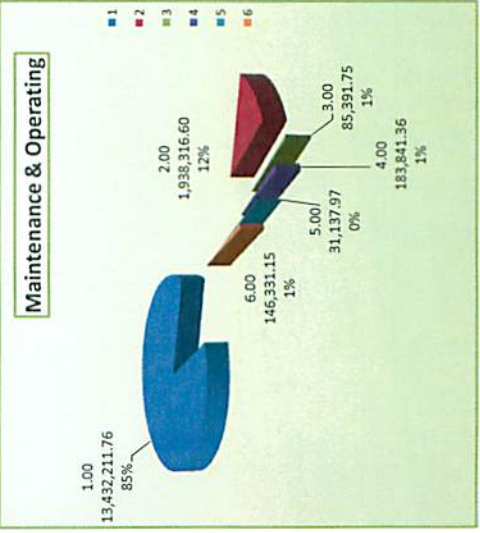
**FY2014-2015
GILLESPIE COUNTY, TEXAS
STATEMENT OF
Receipts, Disbursements, Electronic Funds Transfers, Payroll, Interfund Transfers, Adjustments, and Time Investments
of County Funds Managed by County Treasurer**

For the Period Ended May 31, 2015

FY2014-2015 For Current Account Period	Cash Balance as of 04.30.2015	Receipts	Disbursements	Electronic Fund Transfers	Payroll	Total Disbursements	Interfund Allocations In	Interfund Allocations Out	FY2015 Adjustments	FY2014 YE Adjustments	Cash Balances as of 05.31.2015	Time Investments	Adjusted Cash Balance as of 05.31.2015	FY2014-2015 For Current Account Period
GENERAL and ROAD & BRIDGE ... Maintenance & Operating Funds														GENERAL and ROAD & BRIDGE ... Maintenance & Operating Funds
F10 General	13,730,616.04	505,649.73	354,805.96	205,481.01	243,767.04	804,054.01					13,432,211.76	5,050,000.00	8,382,211.76	F10 General
Road & Bridge Funds														Road & Bridge Funds
F15 County Wide	1,880,511.77	66,770.57	6,817.09		2,148.65	8,965.74					1,938,316.60		1,938,316.60	F15 County Wide
F16 Precinct No 1	130,431.73	16.06	31,053.48		14,002.56	45,056.04					85,391.75		85,391.75	F16 Precinct No 1
F17 Precinct No 2	212,029.29	32.20	14,454.54		13,765.59	28,220.13					183,841.36		183,841.36	F17 Precinct No 2
F18 Precinct No 3	83,784.53	5.35	35,436.85		17,215.06	52,651.91					31,137.97		31,137.97	F18 Precinct No 3
F19 Precinct No 4	175,166.76	420.73	20,015.97		9,240.37	29,256.34					146,331.15		146,331.15	F19 Precinct No 4
Sub-Total R&B	2,481,924.08	67,244.91	107,777.50	0.00	56,372.23	164,150.16	0.00	0.00	0.00	0.00	2,385,016.83	0.00	2,385,016.83	Sub-Total R&B
Sub-Totals General / Road & Bridge ... Maintenance & Operating Funds	16,212,540.12	572,894.64	462,583.89	205,481.01	300,139.27	968,204.17	0.00	0.00	0.00	0.00	15,817,230.59	5,050,000.00	10,767,230.59	Sub-Totals General / Road & Bridge ... Maintenance & Operating Funds

**Maintenance & Operating
Cash Balances by Fund
As of May 31, 2015**

General Fund	F15 County Wide	F16 Precinct No 1	F17 Precinct No 2	F18 Precinct No 3	F19 Precinct No 4
13,432,211.76	1,938,316.60	85,391.75	183,841.36	31,137.97	146,331.15
15,817,230.59					



**FY2014-2015
GILLESPIE COUNTY, TEXAS
STATEMENT OF
Receipts, Disbursements, Electronic Funds Transfers, Payroll, Interfund Transfers, Adjustments, and Time Investments
of County Funds Managed by County Treasurer**

For the Period Ended May 31, 2015

FY2014-2015 For Current Account Period	Cash Balance as of 04.30.2015	Receipts	Disbursements	Electronic Fund Transfers	Payroll	Total Disbursements	Interfund Allocations In	Interfund Allocations Out	FY2015 Adjustments	FY2014 YE Adjustments	Cash Balances as of 05.31.2015	Time Investments	Adjusted Cash Balance as of 05.31.2015	FY2014-2015 For Current Account Period
SPECIAL REVENUE														
F20 Law Library	9,799.44	630.00	4,879.50			4,879.50					5,549.94		5,549.94	F20 Law Library
F21 Lateral Road Precinct Depts														F21 Lateral Road Precinct Depts
Precinct No 1	6,633.18					0.00					6,633.18		6,633.18	Precinct No 1
Precinct No 2	6,633.18					0.00					6,633.18		6,633.18	Precinct No 2
Precinct No 3	6,633.18					0.00					6,633.18		6,633.18	Precinct No 3
Precinct No 4	6,633.18					0.00					6,633.18		6,633.18	Precinct No 4
F24 Probate	28,343.03	322.00				0.00					28,665.03		28,665.03	F24 Probate
F25 Court Reporter	1,347.66		500.00			500.00					847.66		847.66	F25 Court Reporter
F28 County Records Mgmt	88,505.38	362.37				0.00					88,867.75		88,867.75	F28 County Records Mgmt
F29 County Clerk Records Mgmt	104,140.22	5,462.82			1,805.87	1,805.87					107,797.17		107,797.17	F29 County Clerk Records Mgmt
F30 Sheriff Forfeiture	21,738.38	9,958.15	6,448.82			6,448.82					25,257.71		25,257.71	F30 Sheriff Forfeiture
F93 Sheriff Abandoned Vehicle	1,200.57	0.20				0.00					1,200.77		1,200.77	F93 Sheriff Abandoned Vehicle
F31 Justice Court Bldg Security	28,667.02	199.60				0.00					28,866.62		28,866.62	F31 Justice Court Bldg Security
F32 Courthouse Security	1,610.68	1,239.08			1,889.97	1,889.97					959.79		959.79	F32 Courthouse Security
F34 District Clerk Records Mgmt	6,602.87					0.00					6,602.87		6,602.87	F34 District Clerk Records Mgmt
F35 County & District Courts Technology	15,653.43	43.81				0.00					15,697.24		15,697.24	F35 County & District Courts Technology
F36 Occupancy Tax	359,065.57	49,903.46	5.51			5.51					408,963.52		408,963.52	F36 Occupancy Tax
F37 Pretrial Intervention	123,025.71					0.00					123,025.71		123,025.71	F37 Pretrial Intervention
F51 Justice Court Technology	108,681.30	806.62				0.00					109,487.92		109,487.92	F51 Justice Court Technology
F72 Airport Operating	642,591.66	16,442.24	1,743.93		5,445.62	7,189.55					651,844.35		651,844.35	F72 Airport Operating
F78 LEOSE -Sheriff	5,116.28					0.00					5,116.28		5,116.28	F78 LEOSE -Sheriff
F79 LEOSE- Constable 1	8,038.15					0.00					8,038.15		8,038.15	F79 LEOSE- Constable 1
F82 LEOSE-Constable 2	5,984.48					0.00					5,984.48		5,984.48	F82 LEOSE-Constable 2
F81 Tax Assessor-M V I	106.75					0.00					106.75		106.75	F81 Tax Assessor-M V I
F40 Sheriff Equitable Sharing	1,201.03	0.20				0.00					1,201.23		1,201.23	F40 Sheriff Equitable Sharing
Sub-Totals Special Revenue	1,587,952.33	85,380.55	13,577.76	0.00	9,141.46	22,719.22	0.00	0.00	0.00	0.00	1,650,613.66	0.00	1,650,613.66	Sub-Totals Special Revenue

**FY2014-2015
GILLESPIE COUNTY, TEXAS
STATEMENT OF
Receipts, Disbursements, Electronic Funds Transfers, Adjustments, and Time Investments
of County Funds Managed by County Treasurer**

For the Period Ended May 31, 2015

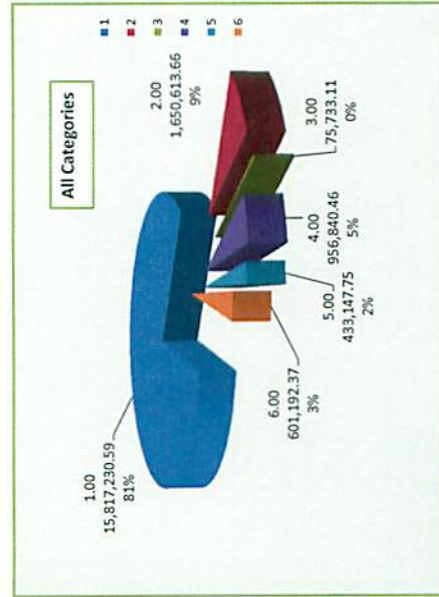
FY2014-2015 For Current Account Period	Cash Balance as of 04.30.2015	Receipts	Disbursements	Electronic Fund Transfers	Payroll	Total Disbursements	Interfund Allocations In	Interfund Allocations Out	FY2015 Adjustments	FY2014 YE Adjustments	Cash Balances as of 05.31.2015	Time Investments	Adjusted Cash Balance as of 05.31.2015	FY2014-2015 For Current Account Period
SPECIAL REVENUE ... GRANTS														
F11 Grants ... General - Energy Efficiency	0.00					0.00					0.00		0.00	F11 Grants ... General - Energy Efficiency
F11 Grants ... Law Enforcement, Emergency Services P25 Compliant Radio	75,248.14					0.00					75,248.14		75,248.14	F11 Grants ... Law Enforcement, Emergency Services P25 Compliant Radio
F54 PML ... Loan Star Grant	258.39					0.00					258.39		258.39	F54 PML ... Loan Star Grant
F54 PML ... PAC-HUG Grant	211.40					0.00					211.40		211.40	F54 PML ... PAC-HUG Grant
F71 Airport Capital Project Grant	15.18					0.00					15.18		15.18	F71 Airport Capital Project Grant
Sub-Totals Special Revenue ... Grants	75,733.11	0.00	0.00	0.00	0.00	0.00	0.00	0.00	0.00	0.00	75,733.11	0.00	75,733.11	Sub-Totals Special Revenue ... Grants
CERTIFICATES OF OBLIGATION BONDS and GENERAL OBLIGATION BONDS ... Project Operating Accounts														
F61 GOB Series 2013 ... Jail Project	984,284.54	123.42	27,567.50			27,567.50					956,840.46		956,840.46	F61 GOB Series 2013 ... Jail Project
Sub-Totals COB ... GOB Operating	984,284.54	123.42	27,567.50	0.00	0.00	27,567.50	0.00	0.00	0.00	0.00	956,840.46	0.00	956,840.46	Sub-Totals COB ... GOB Operating
CERTIFICATES OF OBLIGATION BONDS and GENERAL OBLIGATION BONDS ... Interest & Sinking Accounts														
F62 GOB Series 2013 ... Interest & Sinking	397,234.99	2,935.33				0.00					400,170.32		400,170.32	F62 GOB Series 2013 ... Interest & Sinking
F53 COB Series 2001 / GOB Refunding Series 2013 ... Interest & Sinking	32,423.32	554.11				0.00					32,977.43		32,977.43	F53 COB Series 2001 / GOB Refunding Series 2013 ... Interest & Sinking
Sub-Totals COB ... GOB I&S	429,658.31	3,489.44	0.00	0.00	0.00	0.00	0.00	0.00	0.00	0.00	433,147.75	0.00	433,147.75	Sub-Totals COB ... GOB I&S

FY2014-2015
GILLESPIE COUNTY, TEXAS
STATEMENT OF
Receipts, Disbursements, Electronic Funds Transfers, Payroll, Interfund Transfers, Adjustments, and Time Investments
of County Funds Managed by County Treasurer

For the Period Ended May 31, 2015

FY2014-2015 For Current Account Period	Cash Balance as of 04.30.2015	Receipts	Disbursements	Electronic Fund Transfers	Payroll	Total Disbursements	Interfund Allocations In	Interfund Allocations Out	FY2015 Adjustments	FY2014 YE Adjustments	Cash Balances as of 05.31.2015	Time Investments	Adjusted Cash Balance as of 05.31.2015	FY2014-2015 For Current Account Period
TRUST and AGENCY														
F22 Criminal Justice	1,278.24	23,949.94	433.24			433.24					24,194.34		24,194.34	F22 Criminal Justice
F27 Waste Water	320.00	120.00	0.00			0.00					440.00		440.00	F27 Waste Water
F80 County Attorney Hot Check	11,618.55	5,156.14	4,264.30			4,264.30					12,510.39		12,510.39	F80 County Attorney Hot Check
F89 McDermott (PML)	142,334.54	23.35	0.00			0.00					142,357.89		142,357.89	F89 McDermott (PML)
F92 Breiten (PML)	213,850.58	35.07	93.44			93.44					213,792.21		213,792.21	F92 Breiten (PML)
F85 Justice Of Peace 1	35,974.00	14,963.28	18,285.10			18,285.10					32,652.18		32,652.18	F85 Justice Of Peace 1
F86 Justice Of Peace 2	24,938.75	15,037.89	23,600.56			23,600.56					16,376.08		16,376.08	F86 Justice Of Peace 2
F83 Appellate Judicial	1,017.96	90.03	1,017.93			1,017.93					90.06		90.06	F83 Appellate Judicial
F84 Alternative Dispute Resolution	1,361.19	296.09	1,361.19			1,361.19					296.09		296.09	F84 Alternative Dispute Resolution
F90 Unclaimed Monies	54,211.45		0.00			0.00					54,211.45		54,211.45	F90 Unclaimed Monies
F94 County Clerk Operating	41,341.14	36,878.67	40,528.14			40,528.14					37,691.67		37,691.67	F94 County Clerk Operating
F95 District Clerk Operating	45,257.79	21,322.22	0.00			0.00					66,580.01		66,580.01	F95 District Clerk Operating
F99 Light Up The Block	0.00		0.00			0.00					0.00		0.00	F99 Light Up The Block
Sub-Totals Trust and Agency	573,604.19	117,272.08	89,683.90	0.00	0.00	89,683.90	0.00	0.00	0.00	0.00	601,192.37	0.00	601,192.37	Sub-Totals Trust and Agency

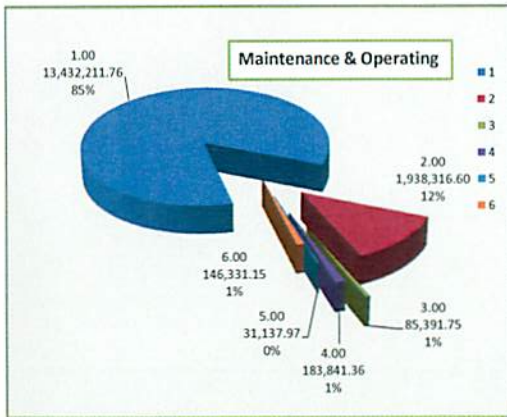
TOTALS ALL FUNDS	19,863,672.60	779,160.13	593,313.05	205,481.01	309,280.73	1,108,074.79	0.00	0.00	0.00	0.00	19,534,757.94	5,050,000.00	14,484,757.94	TOTALS ALL FUNDS
---------------------	---------------	------------	------------	------------	------------	--------------	------	------	------	------	---------------	--------------	---------------	---------------------



**FY2014-2015
GILLESPIE COUNTY, TEXAS
STATEMENT OF
Receipts, Disbursements, Electronic Funds Transfers, Payroll, Interfund Transfers, Adjustments, and Time Investments
of County Funds Managed by County Treasurer**

Fiscal Year to Date as of Period Ended May 31, 2015

FY2014-2015 Fiscal Year to Date as of Period Ended	Cash Balance as of 09.30.2014	Receipts	Disbursements	Electronic Fund Transfers	Payroll	Total Disbursements	Interfund Allocations In	Interfund Allocations Out	FY2015 Adjustments	FY2014 YE Adjustments	Cash Balances as of 05.31.2015	Time Investments	Adjusted Cash Balance as of 05.31.2015	FY2014-2015 Fiscal Year to Date as of Period Ended
GENERAL and ROAD & BRIDGE ... Maintenance & Operating Funds														GENERAL and ROAD & BRIDGE ... Maintenance & Operating Funds
F10 General	9,427,791.73	12,368,847.64	4,584,041.33	1,761,778.30	2,018,607.98	8,364,427.61					13,432,211.76	5,050,000.00	8,382,211.76	F10 General
Road & Bridge Funds														Road & Bridge Funds
F15 County Wide	378,620.01	2,307,956.04	74,022.76		17,236.69	91,259.45		657,000.00			1,938,316.60		1,938,316.60	F15 County Wide
F16 Precinct No 1	241,992.22	172.19	191,837.12		130,935.54	322,772.66	166,000.00				85,391.75		85,391.75	F16 Precinct No 1
F17 Precinct No 2	250,708.69	261.97	78,689.35		114,439.95	193,129.30	126,000.00				183,841.36		183,841.36	F17 Precinct No 2
F18 Precinct No 3	143,588.42	70.69	179,294.26		145,226.88	324,521.14	212,000.00				31,137.97		31,137.97	F18 Precinct No 3
F19 Precinct No 4	228,968.64	957.36	118,122.95		118,471.90	236,594.85	153,000.00				146,331.15		146,331.15	F19 Precinct No 4
Sub-Total R&B	1,243,877.98	2,309,418.25	641,966.44	0.00	526,310.96	1,168,277.40	657,000.00	657,000.00	0.00	0.00	2,305,018.83	0.00	2,305,018.83	Sub-Total R&B
Sub-Totals General / Road & Bridge ... Maintenance & Operating Funds	10,671,669.71	14,678,265.89	5,226,007.77	1,761,778.30	2,544,918.94	9,532,705.01	657,000.00	657,000.00	0.00	0.00	15,817,230.59	5,050,000.00	10,767,230.59	Sub-Totals General / Road & Bridge ... Maintenance & Operating Funds



**Maintenance & Operating
Cash Balances by Fund
As of May 31, 2015**

13,432,211.76	General Fund
1,938,316.60	F15 County Wide
85,391.75	F16 Precinct No 1
183,841.36	F17 Precinct No 2
31,137.97	F18 Precinct No 3
146,331.15	F19 Precinct No 4
15,817,230.59	

**FY2014-2015
GILLESPIE COUNTY, TEXAS
STATEMENT OF
Receipts, Disbursements, Electronic Funds Transfers, Payroll, Interfund Transfers, Adjustments, and Time Investments
of County Funds Managed by County Treasurer
Fiscal Year to Date as of Period Ended May 31, 2015**

FY2014-2015 as of Period Ended	Cash	Electronic Funds Transfers	Payroll	Total Disbursements	Interfund Allocations In	Interfund Allocations Out	Adjustments FY2015	Adjustments YE FY2014	Cash Balances as of 05/31/2015	Time Investments as of 05/31/2015	Adjusted Cash Balance Fiscal Year to Date FY2014-2015
-----------------------------------	------	-------------------------------	---------	------------------------	--------------------------------	---------------------------------	-----------------------	-----------------------------	---	--	--

SPECIAL REVENUE											
F20 Law Library	13,480.79	10,084.15	18,015.00	18,015.00					5,549.94		
F21 Lateral Road Precinct											
Depts											
Precinct No 1	0.00	6,633.18	0.00	6,633.18					6,633.18		
Precinct No 2	0.00	6,633.18	0.00	6,633.18					6,633.18		
Precinct No 3	0.00	6,633.18	0.00	6,633.18					6,633.18		
Precinct No 4	0.00	6,633.18	0.00	6,633.18					6,633.18		
F24 Probate	26,340.90	2,324.13	1,850.00	28,665.03					28,665.03		
F25 Court Reporter	236.68	2,460.98	1,850.00	847.66					847.66		
F28 County Records Mgmt	83,503.81	5,363.94	15,154.05	88,867.75					88,867.75		
F29 County Clerk Records											
Mgmt	86,517.49	41,749.24	20,469.56	107,797.17					107,797.17		
F30 Sheriff Forfeiture	15,712.92	17,690.36	8,145.57	25,257.71					25,257.71		
F33 Sheriff Abandoned Vehicle	1,199.37	1.40	0.00	1,200.77					1,200.77		
F31 Justice Court Bldg Security	27,149.25	1,717.37	0.00	28,866.62					28,866.62		
F32 Courthouse Security	12,630.03	11,161.43	22,012.89	959.79					959.79		
F34 District Clerk Records											
Mgmt	5,630.28	972.59	0.00	6,602.87					6,602.87		
F35 County & District Courts											
Technology	13,523.64	2,173.60	0.00	15,697.24					15,697.24		
F36 Occupancy Tax	447,100.78	337,420.34	375,557.60	408,963.52					408,963.52		
F37 Pretrial Intervention	123,025.71	6,933.34	0.00	123,025.71					123,025.71		
F37 Pretrial Intervention											
F51 Justice Court Technology	102,554.58	6,933.34	0.00	109,487.92					109,487.92		
F72 Airport Operating	598,769.47	152,360.21	99,285.33	651,844.35					651,844.35		
F78 LEOSE-Sheriff	2,058.58	3,057.70	0.00	5,116.28					5,116.28		
F79 LEOSE-Constable 1	7,379.00	659.15	0.00	8,038.15					8,038.15		
F82 LEOSE-Constable 2	6,105.88	659.15	780.55	5,984.48					5,984.48		
F81 Tax Assessor-M V I	106.75	106.75	0.00	106.75					106.75		
F40 Sheriff Equitable Sharing	1,200.17	1.06	0.00	1,201.23					1,201.23		
Sub-Totals	1,574,226.08	623,322.86	82,403.29	546,935.28	0.00	0.00	0.00	0.00	1,650,613.66	0.00	1,650,613.66
Special Revenue											
Sub-Totals	1,574,226.08	623,322.86	82,403.29	546,935.28	0.00	0.00	0.00	0.00	1,650,613.66	0.00	1,650,613.66

**FY2014-2015
GILLESPIE COUNTY, TEXAS
STATEMENT OF
Receipts, Disbursements, Electronic Funds Transfers, Payroll, Interfund Transfers, Adjustments, and Time Investments
of County Funds Managed by County Treasurer**

Fiscal Year to Date as of Period Ended May 31, 2015

FY2014-2015 Fiscal Year to Date as of Period Ended	Cash Balance as of 09.30.2014	Receipts	Disbursements	Electronic Fund Transfers	Payroll	Total Disbursements	Interfund Allocations In	Interfund Allocations Out	FY2015 Adjustments	FY2014 YE Adjustments	Cash Balances as of 05.31.2015	Time Investments	Adjusted Cash Balance as of 05.31.2015	FY2014-2015 Fiscal Year to Date as of Period Ended
--	--	----------	---------------	------------------------------	---------	------------------------	--------------------------------	---------------------------------	-----------------------	-----------------------------	---	---------------------	---	--

SPECIAL REVENUE ... GRANTS														
F11 Grants ... General - Energy Efficiency	0.00					0.00					0.00		0.00	F11 Grants ... General - Energy Efficiency
F11 Grants ... Law Enforcement, Emergency Services P25 Compliant Radio	75,248.14					0.00					75,248.14		75,248.14	F11 Grants ... Law Enforcement, Emergency Services P25 Compliant Radio
F54 PML ... Loan Star Grant	258.39					0.00					258.39		258.39	F54 PML ... Loan Star Grant
F54 PML ... PAC-HUG Grant	211.40					0.00					211.40		211.40	F54 PML ... PAC-HUG Grant
F71 Airport Capital Project Grant	15.18					0.00					15.18		15.18	F71 Airport Capital Project Grant
Sub-Totals	75,733.11	0.00	0.00	0.00	0.00	0.00	0.00	0.00	0.00	0.00	75,733.11	0.00	75,733.11	Sub-Totals
Special Revenue .. Grants														Special Revenue .. Grants

CERTIFICATES OF OBLIGATION BONDS and GENERAL OBLIGATION BONDS ... Operating Accounts														
F61 GOB Series 2013 ... Jail Project	5,249,856.00	21,277.68	4,314,293.22			4,314,293.22					956,840.46		956,840.46	F61 GOB Series 2013 ... Jail Project
Sub-Totals	5,249,856.00	21,277.68	4,314,293.22			4,314,293.22					956,840.46		956,840.46	Sub-Totals
COB ... GOB Operating														COB ... GOB Operating

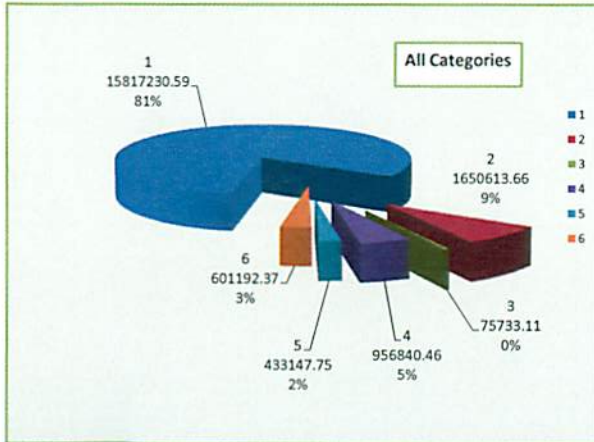
CERTIFICATES OF OBLIGATION BONDS and GENERAL OBLIGATION BONDS ... Interest & Sinking Accounts														
F62 GOB Series 2013 ... Interest & Sinking	186,733.10	991,762.22	778,325.00			778,325.00					400,170.32		400,170.32	F62 GOB Series 2013 ... Interest & Sinking
F53 COB Series 2001 / GOB Refunding Series 2013 ... Interest & Sinking	30,914.07	168,233.36	750.00			166,170.00					32,977.43		32,977.43	F53 COB Series 2001 / GOB Refunding Series 2013 ... Interest & Sinking
Sub-Totals	217,647.17	1,159,995.58	750.00			944,495.00					433,147.75		433,147.75	Sub-Totals
COB ... GOB I&S														COB ... GOB I&S

**FY2014-2015
GILLESPIE COUNTY, TEXAS
STATEMENT OF
Receipts, Disbursements, Electronic Funds Transfers, Payroll, Interfund Transfers, Adjustments, and Time Investments
of County Funds Managed by County Treasurer**

Fiscal Year to Date as of Period Ended May 31, 2015

FY2014-2015 Fiscal Year to Date as of Period Ended	Cash Balance as of 09.30.2014	Receipts	Disbursements	Electronic Fund Transfers	Payroll	Total Disbursements	Interfund Allocations In	Interfund Allocations Out	FY2015 Adjustments	FY2014 YE Adjustments	Cash Balances as of 05.31.2015	Time Investments	Adjusted Cash Balance as of 05.31.2015	FY2014-2015 Fiscal Year to Date as of Period Ended
TRUST and AGENCY														
F22 Criminal Justice	56,439.35	201,485.62	1,052.96	232,677.67		233,730.63					24,194.34		24,194.34	F22 Criminal Justice
F27 Waste Water	610.00	1,120.00	1,290.00			1,290.00					440.00		440.00	F27 Waste Water
F80 County Attorney Hot Check	11,142.69	25,760.81	24,393.11			24,393.11					12,510.39		12,510.39	F80 County Attorney Hot Check
F89 McDermott (PML)	144,339.67	168.59	2,150.37			2,150.37					142,357.89		142,357.89	F89 McDermott (PML)
F92 Breiten (PML)	213,777.98	253.29	239.06			239.06					213,792.21		213,792.21	F92 Breiten (PML)
F85 Justice Of Peace 1	36,196.17	139,569.64	143,113.63			143,113.63					32,652.18		32,652.18	F85 Justice Of Peace 1
F86 Justice Of Peace 2	25,655.83	211,750.84	221,030.59			221,030.59					16,376.08		16,376.08	F86 Justice Of Peace 2
F83 Appellate Judicial	703.81	1,440.75	2,054.50			2,054.50					90.06		90.06	F83 Appellate Judicial
F84 Alternative Dispute Resolution	720.00	3,790.01	4,213.92			4,213.92					296.09		296.09	F84 Alternative Dispute Resolution
F90 Unclaimed Monies	55,949.27		1,737.82			1,737.82					54,211.45		54,211.45	F90 Unclaimed Monies
F94 County Clerk Operating	43,947.02	325,580.45	331,835.80			331,835.80					37,691.67		37,691.67	F94 County Clerk Operating
F95 District Clerk Operating	86,979.66	139,643.42	160,043.07			160,043.07					66,580.01		66,580.01	F95 District Clerk Operating
F99 Light Up The Block	3.48		3.48			3.48					0.00		0.00	F99 Light Up The Block
Sub-Totals Trust and Agency	676,464.93	1,050,563.42	893,158.31	232,677.67	0.00	1,125,835.98	0.00	0.00	0.00	0.00	601,192.37	0.00	601,192.37	Sub-Totals Trust and Agency

TOTALS ALL FUNDS	18,465,597.00	17,533,425.43	10,880,098.29	2,956,843.97	2,627,322.23	16,464,264.49	657,000.00	657,000.00	0.00	0.00	19,534,757.94	5,050,000.00	14,484,757.94	TOTALS ALL FUNDS
-----------------------------	----------------------	----------------------	----------------------	---------------------	---------------------	----------------------	-------------------	-------------------	-------------	-------------	----------------------	---------------------	----------------------	-----------------------------



**Cash Balances by Category
As of May 31, 2015**

Category	Amount	Description
1	15,817,230.59	Maintenance & Operating
2	1,650,613.66	Special Revenue
3	75,733.11	Special Revenue ... Grants
4	956,840.46	Certificates of Obligation Bonds & General Obligation Bonds ... Operating
5	433,147.75	Certificates of Obligation Bonds & General Obligation Bonds ... Interest & Sinking
6	<u>601,192.37</u>	Trust and Agency
Total	19,534,757.94	

**FY2014-2015
GILLESPIE COUNTY, TEXAS
STATEMENT OF
Fund Cash/ Investment Balances of All County Funds Managed By County Treasurer**

FUND DESCRIPTION ACTIVE FUNDS		FY2015	FY2014	FY2013	FY2012	FY2011	FY2010	FY2009	FY2008	FY2007	FY2006	FY2005
		As of 05.31.2015	As Of Fiscal Year Ending Date									
GENERAL and ROAD & BRIDGE Maintenance & Operating												
F10	General Fund											
	All Departments	13,432,211.76	9,427,791.73	7,929,967.87	6,382,410.44	7,099,577.50	8,058,141.42	9,262,263.41	8,857,295.99	7,871,493.01	6,391,051.39	4,764,571.70
Road & Bridge												
F15	County Wide	1,938,316.60	378,620.01	285,411.34	269,007.62	247,933.84	231,323.63	415,645.89	590,087.10	266,135.87	214,879.76	325,631.63
F16	Precinct No 1	85,391.75	241,992.22	241,285.37	245,176.66	314,264.01	419,950.01	310,192.73	159,578.97	288,106.85	214,159.86	146,948.45
F17	Precinct No 2	183,841.36	250,708.69	263,049.77	258,790.65	290,025.28	437,336.83	225,655.61	238,217.17	214,371.88	129,291.12	143,620.74
F18	Precinct No 3	31,137.97	143,588.42	266,091.82	255,513.57	302,798.14	356,974.50	189,553.20	94,153.92	261,697.98	131,482.78	89,710.29
F19	Precinct No 4	146,331.15	228,968.64	296,509.28	242,510.97	296,473.77	334,265.94	297,466.40	205,119.63	294,441.60	144,424.27	87,076.99
	Road & Bridge Sub-Totals	2,385,018.83	1,243,877.98	1,352,347.58	1,270,999.47	1,451,495.04	1,779,850.91	1,438,513.83	1,287,156.79	1,324,754.18	834,237.79	792,988.10
Sub-Totals General and Road & Bridge Maintenance & Operating		15,817,230.59	10,671,669.71	9,282,315.45	7,653,409.91	8,551,072.54	9,837,992.33	10,700,777.24	10,144,452.78	9,196,247.19	7,225,289.18	5,557,559.80

FY2014-2015
GILLESPIE COUNTY, TEXAS
STATEMENT OF

Fund Cash/ Investment Balances of All County Funds Managed By County Treasurer

FUND DESCRIPTION ACTIVE FUNDS		FY2015	FY2014	FY2013	FY2012	FY2011	FY2010	FY2009	FY2008	FY2007	FY2006	FY2005	
		As of 05.31.2015						As Of Fiscal Year Ending Date					
SPECIAL REVENUE													
F20	Law Library	5,549.94	13,480.79	22,378.86	28,338.91	39,192.23	43,400.98	41,852.55	42,419.59	40,079.68	36,066.66	31,284.42	
F21	Lateral Road Precinct Depts								31,328.62	18,897.94	0.00	12,377.05	
	Precinct No 1	6,633.18	0.00	0.00	0.00	0.00	0.00	0.00					
	Precinct No 2	6,633.18	0.00	0.00	0.00	0.00	0.00	0.00					
	Precinct No 3	6,633.18	0.00	0.00	0.00	0.00	0.00	0.00					
	Precinct No 4	6,633.18	0.00	0.00	0.00	0.00	0.00	0.00					
F24	Probate Training	28,665.03	26,340.90	23,622.04	19,141.40	16,237.87	12,211.95	9,105.91	5,897.08	3,645.71	3,765.83	3,195.83	
F25	Court Reporter Service	847.66	236.68	2,457.15	772.43	531.72	3,586.72	3,925.99	4,749.95	4,047.90	5,121.28	5,477.58	
F28	County Records Mgt	88,867.75	83,503.81	75,768.96	68,085.54	60,798.05	85,746.02	83,499.27	78,601.53	67,393.03	58,717.22	51,017.76	
F29	County Clerk Rcds Mgt	107,797.17	86,517.49	60,025.77	49,201.97	50,654.52	68,198.97	73,472.48	70,443.27	82,242.00	72,150.57	72,669.38	
F30	Sheriff Forfeiture	25,257.71	15,712.92	15,899.44	11,441.71	7,858.55	9,611.45	9,686.21	7,929.49	7,672.56	7,249.58	5,649.05	
F97	Sheriff Abandoned Vehicle	1,200.77	1,199.37	1,197.57	1,195.50	1,193.43	1,191.12	1,188.59					
F31	Justice Court Bldg Security	28,866.62	27,149.25	24,171.38	21,074.90	18,274.01	14,515.70	10,916.77	7,584.19	4,002.12	1,179.63		
F32	Courthouse Security	959.79	12,630.03	44,053.70	71,743.76	102,026.09	130,994.24	144,526.10	135,480.79	121,098.83	107,026.56	97,568.68	
F34	Distist Clerk Records Mgmnt	6,602.87	5,630.28	5,335.50	3,698.05	5,990.38	4,439.59	2,786.99	1,052.78	1,379.12	3,360.24	2,440.00	
F35	County & District Courts Technology	15,697.24	13,523.64	11,667.87	8,337.60	5,132.39	1,816.93						
F36	Occupacy Tax	408,963.52	447,100.78	390,614.91	338,673.95	308,813.75	320,237.64	317,065.36	247,888.90	119,121.10	0.00		
F37	Pretrial Intervention	123,025.71	123,025.71	122,525.71	114,790.71	66,662.71	28,926.64	13,800.00	7,300.00				
F51	Justice Court Technology	109,487.92	102,554.58	90,599.26	78,070.58	74,024.21	58,891.29	45,290.75	33,688.80	21,166.16	9,714.42	4,805.84	
F72	Airport Operating	651,844.35	598,769.47	573,788.08	89,165.48	23,728.30	11,341.82	73,880.94	31,324.65	16,738.96	39,251.50	24,529.76	
F78	LEOSE-Sheriff	5,116.28	2,058.58	0.00	1,126.08	4,026.08	2,976.21	7,014.12	5,446.60	4,467.33	3,818.12	2,074.71	
F79	LEOSE-Constable 1	8,038.15	7,379.00	6,728.73	6,728.73	6,748.73	6,086.06	5,498.36	4,837.67	4,167.79	3,560.06	2,890.67	
F82	LEOSE-Constable 2	5,984.48	6,105.88	5,455.61	5,455.61	5,455.61	5,537.84	5,421.92	4,761.23	4,091.35	3,785.87	3,116.48	
F81	Tax Assessor M V I	106.75	106.75	106.75	106.75	95.92	73.66	73.66	0.00	2,290.79	2,178.41	1,833.73	
F40	Sheriff Equitable Sharing	1,201.23	1,200.17										
	Sub-Totals	1,650,613.66	1,574,226.08	1,476,397.29	917,149.66	797,444.55	809,784.83	849,005.97	720,735.14	522,502.37	356,945.95	320,930.94	
	Special Revenue												

FY2014-2015
GILLESPIE COUNTY, TEXAS
STATEMENT OF

Fund Cash/ Investment Balances of All County Funds Managed By County Treasurer

FUND DESCRIPTION ACTIVE FUNDS	FY2015	FY2014	FY2013	FY2012	FY2011	FY2010	FY2009	FY2008	FY2007	FY2006	FY2005
----------------------------------	--------	--------	--------	--------	--------	--------	--------	--------	--------	--------	--------

As of 05.31.2015

As Of Fiscal Year Ending Date

SPECIAL REVENUE ... GRANTS												
F11	Grants ... General - Energy Efficiency	0.00	0.00	0.00	0.00	38.98						
F11	Grants ... Law Enforcement, Emergency Services P25 Compliant Radio	75,248.14	75,248.14	(78,346.14)	0.00							
F54	PML...Loan Star Grant	258.39	258.39	258.39	258.39	258.39	254.04	345.29	522.91	293.50	65.12	28.36
F54	PML...PAC-HUG Grant	211.40	211.40	211.40	211.40	211.40	211.40	211.06	209.40	6,634.72	6,307.45	
F71	Airport Capital Project Grant	15.18	15.18	11,795.25								
	Sub-Totals											
	Special Revenue ... Grants	75,733.11	75,733.11	(66,081.10)	469.79	508.77	465.44	556.35	732.31	6,928.22	6,372.57	28.36

CERTIFICATES OF OBLIGATION BONDS and GENERAL OBLIGATION BONDS Operating Accounts												
F61	GOB Series 2013 ... Jail Project	956,840.46	5,249,856.00	13,952,401.46								
	Sub-Totals											
	COB ... GOB Operating	956,840.46	5,249,856.00	13,952,401.46	0.00	0.00	0.00	0.00	0.00	0.00	0.00	0.00

CERTIFICATES OF OBLIGATION BONDS and GENERAL OBLIGATION BONDS Interest & Sinking Accounts												
F62	GOB Series 2013 ... Interest & Sinking	400,170.32	186,733.10	33,431.94								
F53	COB Series 2001 / GOB Refunding Series 2013 ... Interest & Sinking	32,977.43	30,914.07	37,851.74	30,199.42	28,061.84	2,624.28	8,069.04	82,110.37	95,558.09	31,073.48	23,260.33
	Sub-Totals											
	COB ... GOB I&S	433,147.75	217,647.17	71,283.68	30,199.42	28,061.84	2,624.28	8,069.04	82,110.37	95,558.09	31,073.48	23,260.33

FY2014-2015
GILLESPIE COUNTY, TEXAS
STATEMENT OF
Fund Cash/ Investment Balances of All County Funds Managed By County Treasurer

FUND DESCRIPTION ACTIVE FUNDS		FY2015	FY2014	FY2013	FY2012	FY2011	FY2010	FY2009	FY2008	FY2007	FY2006	FY2005	
		As of 05.31.2015					As Of Fiscal Year Ending Date						
TRUST and AGENCY													
F22	Criminal Justice	24,194.34	56,439.35	62,059.07	51,843.04	61,241.11	72,063.98	65,435.27	86,647.15	71,204.17	56,514.01	47,492.20	
F27	Waste Water	440.00	610.00	500.00	660.00	450.00	630.00	590.00	910.00	300.00	2,500.00	1,090.00	
F80	Co Attorney Hot Check	12,510.39	11,142.69	17,676.23	21,388.16	14,191.24	6,555.71	23,288.36	13,177.74	8,791.79	9,641.14	9,240.53	
F89	McDermott	142,357.89	144,339.67	145,002.86	144,748.09	155,460.28	157,606.59	157,267.26	155,991.94	150,937.08	143,185.65	138,423.71	
F92	Breiten	213,792.21	213,777.98	232,518.32	242,104.78	263,175.02	295,903.52	295,266.14	292,871.78	283,381.35	374,330.42	416,034.73	
F85	Justice Peace No 1	32,652.18	36,196.17	38,870.87	32,802.78	31,544.44	42,704.30	27,861.46	32,606.50	31,714.74	31,364.72	20,388.07	
F86	Justice Peace No 2	16,376.08	25,655.83	23,579.31	23,495.92	25,400.31	30,650.37	26,998.27	29,161.96	34,657.77	22,634.54	22,782.46	
F83	Appellate Judicial	90.06	703.81	1,315.45	1,354.03	1,180.92	1,181.94	1,075.75	1,547.53	1,154.53	1,161.47	819.50	
F84	Alternative Dispute	296.09	720.00	1,796.86	1,493.98	2,087.71	1,840.22	1,664.85	1,697.66	2,052.55	2,024.68	6,530.00	
F90	Unclaimed Monies	54,211.45	55,949.27	50,746.77	48,698.94	47,544.20	47,757.66	46,394.14	43,344.41	36,840.41	5,213.28	4,961.20	
F94	County Clerk Operating	37,691.67	43,947.02	33,039.61	38,409.66	32,375.08	41,376.98						
F95	District Clerk Operating	66,580.01	86,979.66	41,113.16	41,651.53	48,532.38	47,975.16						
F99	Light Up The Block	0.00	3.48	3.48	3.48	3.48	3.48	73.05	90.54	47.76	0.00	0.00	
Sub-Totals Trust & Agency		601,192.37	676,464.93	648,221.99	648,654.39	683,186.17	746,249.91	645,914.55	658,047.21	621,082.15	648,569.91	667,762.40	
TOTALS ALL ACTIVE FUNDS		19,534,757.94	18,465,597.00	25,364,538.77	9,249,883.17	10,060,273.87	11,397,116.79	12,204,323.15	11,606,077.81	10,442,318.02	8,268,251.09	6,569,541.83	
		FY2015 As of 05.31.2015	FY2014	FY2013	FY2012	FY2011	FY2010	FY2009	FY2008	FY2007	FY2006	FY2005 As Of Fiscal Year Ending Date	

**FY2014-2015
GILLESPIE COUNTY, TEXAS
STATEMENT OF
Fund Cash/ Investment Balances of All County Funds Managed By County Treasurer**

FUND DESCRIPTION INACTIVE FUNDS	FY2015	FY2014	FY2013	FY2012	FY2011	FY2010	FY2009	FY2008	FY2007	FY2006	FY2005
------------------------------------	--------	--------	--------	--------	--------	--------	--------	--------	--------	--------	--------

As of 05.31.2015

As Of Fiscal Year Ending Date

INACTIVE FUNDS												
F87	Flora Eckert				0.00	0.00	2,633.35	4,511.42	6,484.28	6,274.17	5,951.99	5,682.06
F49	Homeland Security (2)					0.00	0.00	0.00	0.00	0.00	0.00	0.00
F50	Homeland Security					0.00	0.00	0.00	0.00	0.00	100.00	0.00
F88	Krikorian					0.00	0.00	28,000.00	26,700.71	25,835.51	25,117.93	24,942.10
F38	Intoxication/Drug Court					0.00	0.00	0.00	869.40			
F33	Graffiti Eradication					0.00	0.00	0.00	0.00	0.00	0.00	0.00
F52	COB Series 2001					0.00	0.00	0.00	0.00	0.00	0.00	0.00
F--	County Court Records Archive...							0.00	0.00	0.00	0.00	0.00
F55	TIF Grant											
F56	1997 TCHCA-Fbg											
F74	Airport Economic											
F60	Post Office Certificates											
F26	Historical Commission											
F57	Harper-1996TCDP											
F58	Stonewall Grant #2											
F59	Stonewall Grant #1											
F91	DWI Educational											
F73	Airport Master											
F14	Internal Inventory											
TOTALS ALL INACTIVE FUNDS		0.00	0.00	0.00	0.00	0.00	2,633.35	32,511.42	34,054.39	32,109.68	31,169.92	30,624.16

TOTALS ALL FUNDS	19,534,757.94	18,465,597.00	25,364,538.77	9,249,883.17	10,060,273.87	11,399,750.14	12,236,834.57	11,640,132.20	10,474,427.70	8,299,421.01	6,600,165.99
	FY2015	FY2014	FY2013	FY2012	FY2011	FY2010	FY2009	FY2008	FY2007	FY2006	FY2005
	As of 05.31.2015					As Of Fiscal Year Ending Date					

FY2014-2015
GILLESPIE COUNTY, TEXAS
STATEMENT OF
Maintenance & Operating Accounts

	FY2015	FY2014	FY2013	FY2012	FY2011	FY2010	FY2009	FY2008	FY2007	FY2006	FY2005	FY2004
	as of 05.31.2015	As Of Fiscal Year Ending Date										
GENERAL and ROAD & BRIDGE Maintenance & Operating	Revenues Inclusive Interfund Allocations											
General M&O												
F10 General Fund	12,368,847.64	12,755,375.08	12,660,309.58	10,657,906.95	10,270,640.00	10,012,774.28	10,028,550.21	9,924,012.18	9,490,558.36	8,835,351.86	7,552,137.53	6,694,818.95
General Fund Over/(Under) Prior Period	(386,527.44)	95,065.50	2,002,402.63	387,266.95	257,865.72	(15,775.93)	104,538.03	433,453.82	655,206.50	1,283,214.33	857,318.58	
General Fund Cumulative Change for Periods Shown	5,674,028.69	6,060,556.13	5,965,490.63	3,963,088.00	3,575,821.05	3,317,955.33	3,333,731.26	3,229,193.23	2,795,739.41	2,140,532.91	857,318.58	
Road & Bridge M&O												
F15 County Wide	2,307,956.04	2,340,392.13	2,406,186.26	2,332,689.79	2,238,480.99	2,655,743.60	2,455,013.90	2,407,977.22	1,729,457.34	1,503,999.95	1,460,739.18	1,803,469.90
F16 Precinct No 1	166,172.19	562,311.15	535,823.96	495,287.80	435,659.70	744,672.18	777,666.49	466,454.42	389,503.85	464,726.41	353,441.58	363,007.70
F17 Precinct No 2	126,261.97	470,090.32	458,483.76	393,971.07	360,599.55	696,129.62	488,100.77	437,920.95	414,722.93	340,778.11	382,243.78	249,193.16
F18 Precinct No 3	212,070.69	653,606.04	774,237.93	893,200.46	815,249.25	827,083.23	773,976.99	580,570.58	415,908.20	451,128.21	381,907.46	446,687.99
F19 Precinct No 4	<u>153,957.36</u>	<u>444,169.11</u>	<u>503,497.57</u>	<u>395,510.13</u>	<u>490,546.26</u>	<u>554,193.35</u>	<u>558,733.58</u>	<u>486,036.38</u>	<u>388,009.34</u>	<u>303,825.82</u>	<u>350,971.44</u>	<u>248,722.06</u>
Sub-Total R&B	2,966,418.25	4,470,568.75	4,678,229.48	4,510,659.25	4,340,535.75	5,477,821.98	5,053,491.73	4,378,959.55	3,337,601.66	3,064,458.50	2,929,303.44	3,111,080.81
Road & Bridge Over/(Under) Prior Period	(1,504,150.50)	(207,660.73)	167,570.23	170,123.50	(1,137,286.23)	424,330.25	674,532.18	1,041,357.89	273,143.16	135,155.06	(181,777.37)	
Road & Bridge Cumulative Change for Periods Shown	(144,662.56)	1,359,487.94	1,567,148.67	1,399,578.44	1,229,454.94	2,366,741.17	1,942,410.92	1,267,878.74	226,520.85	(46,622.31)	(181,777.37)	
Overall Totals General / Road & Bridge M&O	15,335,265.89	17,225,943.83	17,338,539.06	15,168,566.20	14,611,175.75	15,490,596.26	15,082,041.94	14,302,971.73	12,828,160.02	11,899,810.36	10,481,440.97	9,805,899.76
Overall Over/(Under) Prior Period	(1,890,677.94)	(112,595.23)	2,169,972.86	557,390.45	(879,420.51)	408,554.32	779,070.21	1,474,811.71	928,349.66	1,418,369.39	675,541.21	
Overall Cumulative Change for Periods Shown	5,529,366.13	7,420,044.07	7,532,639.30	5,362,666.44	4,805,275.99	5,684,696.50	5,276,142.18	4,497,071.97	3,022,260.26	2,093,910.60	675,541.21	

FY2014-2015
GILLESPIE COUNTY, TEXAS
STATEMENT OF
Maintenance & Operating Accounts

	FY2015 as of 05.31.2015	FY2014	FY2013	FY2012	FY2011	FY2010	FY2009	FY2008	FY2007	FY2006	FY2005	FY2004
	As Of Fiscal Year Ending Date											
GENERAL and ROAD & BRIDGE												
Maintenance & Operating												
Expenditures												
Inclusive Interfund Allocations and Adjustments												
General M&O												
F10 General Fund	8,364,427.61	11,257,551.22	11,112,752.15	11,375,074.01	11,229,203.92	11,216,896.27	9,623,582.79	8,938,209.20	8,010,116.74	7,208,872.17	7,187,414.03	6,314,580.06
General Fund Over/(Under) Prior Period	(2,893,123.61)	144,799.07	(262,321.86)	145,870.09	12,307.65	1,593,313.48	685,373.59	928,092.46	801,244.57	21,458.14	872,833.97	
General Fund Cumulative Change for Periods Shown	2,049,847.55	4,942,971.16	4,798,172.09	5,060,493.95	4,914,623.86	4,902,316.21	3,309,002.73	2,623,629.14	1,695,536.68	894,292.11	872,833.97	
Road & Bridge M&O												
F15 County Wide	748,259.45	2,247,183.46	2,389,782.54	2,311,616.01	2,221,870.78	2,840,065.86	2,629,455.11	2,084,025.99	1,678,201.23	1,614,751.82	1,644,613.21	1,436,802.68
F16 Precinct No 1	322,772.66	561,604.30	539,715.25	564,375.15	541,345.70	634,914.90	627,052.73	594,982.30	315,556.86	397,515.00	365,672.92	340,012.45
F17 Precinct No 2	193,129.30	482,431.40	454,224.64	425,205.70	507,911.10	484,448.40	500,662.33	414,075.66	329,642.17	355,107.73	325,596.47	313,286.90
F18 Precinct No 3	324,521.14	776,109.44	763,659.68	940,485.03	869,425.61	659,661.93	678,577.71	748,114.64	285,693.00	409,355.72	362,931.51	504,242.39
F19 Precinct No 4	<u>236,594.85</u>	<u>511,709.75</u>	<u>449,499.26</u>	<u>449,472.93</u>	<u>528,338.43</u>	<u>517,393.81</u>	<u>466,386.81</u>	<u>575,358.35</u>	<u>237,992.01</u>	<u>246,478.54</u>	<u>297,748.19</u>	<u>298,140.85</u>
Sub-Total R&B	1,825,277.40	4,579,038.35	4,596,881.37	4,691,154.82	4,668,891.62	5,136,484.90	4,902,134.69	4,416,556.94	2,847,085.27	3,023,208.81	2,996,562.30	2,892,485.27
Road & Bridge Over/(Under) Prior Period	(2,753,760.95)	(17,843.02)	(94,273.45)	22,263.20	(467,593.28)	234,350.21	485,577.75	1,569,471.67	(176,123.54)	26,646.51	104,077.03	
Road & Bridge Cumulative Change for Periods Shown	(1,067,207.87)	1,686,553.08	1,704,396.10	1,798,669.55	1,776,406.35	2,243,999.63	2,009,649.42	1,524,071.67	(45,400.00)	130,723.54	104,077.03	
Overall Totals												
General / Road & Bridge M&O	10,189,705.01	15,836,589.57	15,709,633.52	16,066,228.83	15,898,095.54	16,353,381.17	14,525,717.48	13,354,766.14	10,857,202.01	10,232,080.98	10,183,976.33	9,207,065.33
Overall Over/(Under) Prior Period	(5,646,884.56)	126,956.05	(356,595.31)	168,133.29	(455,285.63)	1,827,663.69	1,170,951.34	2,497,564.13	625,121.03	48,104.65	976,911.00	
Overall Cumulative Change for Periods Shown	982,639.68	6,629,524.24	6,502,568.19	6,859,163.50	6,691,030.21	7,146,315.84	5,318,652.15	4,147,700.81	1,650,136.68	1,025,015.65	976,911.00	

**FY2014-2015
GILLESPIE COUNTY, TEXAS
STATEMENT OF
Maintenance & Operating Accounts**

	FY2015 as of 05.31.2015	FY2014	FY2013	FY2012	FY2011	FY2010	FY2009	FY2008	FY2007	FY2006	FY2005	FY2004
	As Of Fiscal Year Ending Date											
GENERAL and ROAD & BRIDGE Maintenance & Operating	Net Change for Periods Shown Revenues Less Expenditures Inclusive Interfund Allocations and Adjustments											
General M&O												
F10 General Fund	4,004,420.03	1,497,823.86	1,547,557.43	(717,167.06)	(958,563.92)	(1,204,121.99)	404,967.42	985,802.98	1,480,441.62	1,626,479.69	364,723.50	380,238.89
General Fund Over/(Under) Prior Period	2,506,596.17	(49,733.57)	2,264,724.49	241,396.86	245,558.07	(1,609,089.41)	(580,835.56)	(494,638.64)	(146,038.07)	1,261,756.19	(15,515.39)	
General Fund Cumulative Change for Periods Shown	3,624,181.14	1,117,584.97	1,167,318.54	(1,097,405.95)	(1,338,802.81)	(1,584,360.88)	24,728.53	605,564.09	1,100,202.73	1,246,240.80	(15,515.39)	
Road & Bridge M&O												
F15 County Wide	1,559,696.59	93,208.67	16,403.72	21,073.78	16,610.21	(184,322.26)	(174,441.21)	323,951.23	51,256.11	(110,751.87)	(183,874.03)	366,667.22
F16 Precinct No 1	(156,600.47)	706.85	(3,891.29)	(69,087.35)	(105,686.00)	109,757.28	150,613.76	(128,527.88)	73,946.99	67,211.41	(12,231.34)	22,995.25
F17 Precinct No 2	(66,867.33)	(12,341.08)	4,259.12	(31,234.63)	(147,311.55)	211,681.22	(12,561.56)	23,845.29	85,080.76	(14,329.62)	56,647.31	(64,093.74)
F18 Precinct No 3	(112,450.45)	(122,503.40)	10,578.25	(47,284.57)	(54,176.36)	167,421.30	95,399.28	(167,544.06)	130,215.20	41,772.49	18,975.95	(57,554.40)
F19 Precinct No 4	<u>(82,637.49)</u>	<u>(67,540.64)</u>	<u>53,998.31</u>	<u>(53,962.80)</u>	<u>(37,792.17)</u>	<u>36,799.54</u>	<u>92,346.77</u>	<u>(89,321.97)</u>	<u>150,017.33</u>	<u>57,347.28</u>	<u>53,223.25</u>	<u>(49,418.79)</u>
Sub-Total R&B	1,141,140.85	(108,469.60)	81,348.11	(180,495.57)	(328,355.87)	341,337.08	151,357.04	(37,597.39)	490,516.39	41,249.69	(67,258.86)	218,595.54
Road & Bridge Over/(Under) Prior Period	1,249,610.45	(189,817.71)	261,843.68	147,860.30	(669,692.95)	189,980.04	188,954.43	(528,113.78)	449,266.70	108,508.55	(285,854.40)	
Road & Bridge Cumulative Change for Periods Shown	922,545.31	(327,065.14)	(137,247.43)	(399,091.11)	(546,951.41)	122,741.54	(67,238.50)	(256,192.93)	271,920.85	(177,345.85)	(285,854.40)	
Overall Totals												
General / Road & Bridge M&O	5,145,560.88	1,389,354.26	1,628,905.54	(897,662.63)	(1,286,919.79)	(862,784.91)	556,324.46	948,205.59	1,970,958.01	1,667,729.38	297,464.64	598,834.43
Overall Over/(Under) Prior Period	3,756,206.62	(239,551.28)	2,526,568.17	389,257.16	(424,134.88)	(1,419,109.37)	(391,881.13)	(1,022,752.42)	303,228.63	1,370,264.74	(301,369.79)	
Overall Cumulative Change for Periods Shown	4,546,726.45	790,519.83	1,030,071.11	(1,496,497.06)	(1,885,754.22)	(1,461,619.34)	(42,509.97)	349,371.16	1,372,123.58	1,068,894.95	(301,369.79)	

FY2014-2015
GILLESPIE COUNTY, TEXAS
STATEMENT OF
Maintenance & Operating Accounts

	FY2015 as of 05.31.2015	FY2014	FY2013	FY2012	FY2011	FY2010	FY2009	FY2008	FY2007	FY2006	FY2005	FY2004
	As Of Fiscal Year Ending Date											
GENERAL and ROAD & BRIDGE Maintenance & Operating												
Cash Balances												
General M&O												
F10 General Fund	13,432,211.76	9,427,791.73	7,929,967.87	6,382,410.44	7,099,577.50	8,058,141.42	9,262,263.41	8,857,295.99	7,871,493.01	6,391,051.39	4,764,571.70	4,399,848.20
General Fund Over/(Under) Prior Period	4,004,420.03	1,497,823.86	1,547,557.43	(717,167.06)	(958,563.92)	(1,204,121.99)	404,967.42	985,802.98	1,480,441.62	1,626,479.69	364,723.50	
General Fund Cumulative Change for Periods Shown	9,032,363.56	5,027,943.53	3,530,119.67	1,982,562.24	2,699,729.30	3,658,293.22	4,862,415.21	4,457,447.79	3,471,644.81	1,991,203.19	364,723.50	
Road & Bridge M&O												
F15 County Wide	1,938,316.60	378,620.01	285,411.34	269,007.62	247,933.84	231,323.63	415,645.89	590,087.10	266,135.87	214,879.76	325,631.63	509,505.66
F16 Precinct No 1	85,391.75	241,992.22	241,285.37	245,176.66	314,264.01	419,950.01	310,192.73	159,578.97	288,106.85	214,159.86	146,948.45	159,179.79
F17 Precinct No 2	183,841.36	250,708.69	263,049.77	258,790.65	290,025.28	437,336.83	225,655.61	238,217.17	214,371.88	129,291.12	143,620.74	86,973.43
F18 Precinct No 3	31,137.97	143,588.42	266,091.82	255,513.57	302,798.14	356,974.50	189,553.20	94,153.92	261,697.98	131,482.78	89,710.29	70,734.34
F19 Precinct No 4	<u>146,331.15</u>	<u>228,968.64</u>	<u>296,509.28</u>	<u>242,510.97</u>	<u>296,473.77</u>	<u>334,265.94</u>	<u>297,466.40</u>	<u>205,119.63</u>	<u>294,441.60</u>	<u>144,424.27</u>	<u>87,076.99</u>	<u>33,853.74</u>
Sub-Total R&B	2,385,018.83	1,243,877.98	1,352,347.58	1,270,999.47	1,451,495.04	1,779,850.91	1,438,513.83	1,287,156.79	1,324,754.18	834,237.79	792,988.10	860,246.96
Road & Bridge Over/(Under) Prior Period	1,141,140.85	(108,469.60)	81,348.11	(180,495.57)	(328,355.87)	341,337.08	151,357.04	(37,597.39)	490,516.39	41,249.69	(67,258.86)	
Road & Bridge Cumulative Change for Periods Shown	1,524,771.87	383,631.02	492,100.62	410,752.51	591,248.08	919,603.95	578,266.87	426,909.83	464,507.22	(26,009.17)	(67,258.86)	
Overall Totals												
General / Road & Bridge M&O	15,817,230.59	10,671,669.71	9,282,315.45	7,653,409.91	8,551,072.54	9,837,992.33	10,700,777.24	10,144,452.78	9,196,247.19	7,225,289.18	5,557,559.80	5,260,095.16
Overall Over/(Under) Prior Period	5,145,560.88	1,389,354.26	1,628,905.54	(897,662.63)	(1,286,919.79)	(862,784.91)	556,324.46	948,205.59	1,970,958.01	1,667,729.38	297,464.64	
Overall Cumulative Change for Periods Shown	10,557,135.43	5,411,574.55	4,022,220.29	2,393,314.75	3,290,977.38	4,577,897.17	5,440,682.08	4,884,357.62	3,936,152.03	1,965,194.02	297,464.64	

**FY2014-2015
GILLESPIE COUNTY, TEXAS
STATEMENT OF
Fund Cash/Investment Balances of County Funds
Managed by County Treasurer**

Reporting Period for Maintenance & Operating, COB/GOB Operating & I&S, Special Revenue, Special Revenue..Grants, Trust and Agency	FY2015	FY2014	FY2013	FY2012	FY2011	FY2010	FY2009	FY2008	FY2007	FY2006	FY2005	FY2004	FY2003	FY2002	FY2001
October	17,978,164.94	25,230,555.83	8,816,582.93	9,537,288.92	10,782,786.00	11,614,108.61	10,952,885.50	9,958,440.67	7,952,494.30	6,412,175.43	5,710,864.59	5,339,657.00	5,562,776.43	5,033,726.92	4,347,101.24
November	17,265,750.38	24,953,535.22	8,890,316.88	9,228,798.73	10,570,060.92	11,537,538.96	10,498,889.31	10,152,409.10	8,025,261.13	6,492,254.19	5,815,771.82	5,220,602.83	5,513,508.58	4,915,333.89	4,073,098.62
December	18,099,680.09	26,637,026.05	11,373,696.92	10,169,466.12	11,532,479.69	12,910,952.83	11,682,933.59	10,684,794.29	8,972,555.93	7,597,535.16	6,569,101.79	5,773,095.57	6,725,293.46	5,464,922.96	4,553,826.12
January	21,177,485.65	28,516,107.73	13,685,971.08	13,393,446.13	14,318,444.26	15,498,047.87	14,366,261.90	13,481,253.20	11,165,036.24	9,488,659.54	8,523,475.25	7,456,134.19	7,390,382.57	6,921,671.85	5,917,064.54
February	22,683,610.22	29,162,422.51	14,892,438.88	14,337,413.69	15,203,602.68	15,956,038.21	15,735,998.80	14,555,820.37	12,335,852.17	10,433,012.87	9,341,225.17	8,739,837.04	8,067,857.08	7,169,069.03	6,421,291.43
March	21,915,869.23	28,011,622.33	14,353,262.89	13,961,224.66	14,605,425.43	15,787,975.99	15,568,191.69	14,421,603.69	12,279,235.33	10,316,847.09	9,342,261.49	8,166,505.99	7,877,519.02	6,846,516.10	6,255,513.63
April	19,863,672.60	26,965,965.28	14,036,410.76	13,204,240.38	14,182,107.24	14,911,731.87	15,332,630.30	14,171,385.04	12,168,084.51	10,225,221.29	9,153,636.99	7,706,537.20	7,632,850.74	6,879,522.09	6,165,584.41
May	19,534,757.94	25,202,625.86	13,381,534.31	12,853,474.81	13,180,018.23	14,443,624.89	14,826,308.29	13,675,832.00	11,856,634.81	10,019,168.98	9,181,379.67	7,645,857.66	7,396,585.22	6,758,604.54	5,872,305.69
June		23,610,769.72	27,806,922.21	11,927,636.15	12,450,284.14	13,583,948.59	14,202,648.08	13,175,542.95	11,508,032.29	9,433,093.74	8,832,285.06	7,186,622.71	7,107,557.40	6,426,986.33	5,398,788.82
July		21,673,344.14	26,973,808.70	11,234,719.43	11,652,419.87	13,105,834.49	13,620,954.46	12,336,729.42	11,412,064.22	9,030,022.51	8,376,255.12	6,807,050.38	6,620,898.14	6,217,837.20	4,751,943.98
August		19,928,413.83	25,790,313.41	10,192,089.49	11,033,361.48	12,483,092.82	12,578,256.55	11,932,892.72	10,883,175.64	8,667,571.59	7,898,769.17	6,509,004.74	5,964,701.17	5,922,921.90	4,309,221.50
September		18,465,597.00	25,364,538.77	9,249,883.17	10,060,273.87	11,399,750.14	12,236,834.57	11,640,132.20	10,474,427.70	8,299,421.01	6,600,165.99	5,886,940.47	5,731,396.90	5,654,746.62	4,084,176.41
			GOB Series 2013, Jail Construction Project, bond funding accounted for sudden increase in balance . LL												
FY Monthly Average	19,814,873.88	24,863,165.46	17,113,816.48	11,607,473.47	12,464,271.98	13,602,720.44	13,466,899.42	12,515,569.64	10,752,737.86	8,867,915.28	7,945,432.68	6,869,820.48	6,799,277.23	6,184,321.62	5,179,159.70
Current Reported Month and Fiscal Year To Date															
Over / (Under)															
Same Month Prior Year	(5,667,867.92)														
Prior Fiscal Year End	1,069,160.94	(6,898,941.77)	16,114,655.60	(810,390.70)	(1,339,476.27)	(837,084.43)	596,702.37	1,165,704.50	2,175,006.69	1,699,255.02	713,225.52	155,543.57	76,650.28	1,570,570.21	(491,056.48)

FY2014-2015
GILLESPIE COUNTY, TEXAS
STATEMENT OF
Fund Cash/Investment Balances of County Funds
Managed by County Treasurer

	FY2000	FY1999	FY1998	FY1997	FY1996	FY1995	FY1994	FY1993	FY1992	FY1991	FY1990	FY1989	FY1988	FY1987	FY1986	FY1985	Monthly Average All Years	Reporting Period for Maintenance & Operating, COB/GOB Operating & ILS, Special Revenue, Grants, Trust and Agency
4,138,349.94	2,869,048.51	2,322,043.99	1,853,442.32	1,554,442.37	1,968,633.68	1,677,982.97	1,738,021.70	1,766,907.01	1,656,879.55	1,479,994.82	1,489,873.32	773,740.58	785,053.51	551,992.07	792,093.37	5,569,297.39	October	
3,944,234.24	2,806,697.13	2,287,658.80	1,738,403.49	1,588,939.20	2,054,228.71	1,872,272.98	1,664,926.42	1,867,311.17	1,738,597.34	1,603,024.84	1,422,802.33	783,137.76	666,242.80	494,761.58	623,030.66	5,494,174.19	November	
4,285,123.56	3,467,225.42	2,370,450.19	2,015,412.36	1,553,702.23	2,102,455.14	2,004,156.61	1,927,643.72	2,009,086.57	2,071,100.64	1,749,440.24	1,522,220.64	794,004.97	638,401.65	515,396.75	592,516.53	6,076,313.15	December	
5,211,901.34	4,747,606.42	3,294,281.32	2,843,260.54	2,472,762.49	2,546,555.58	2,422,956.29	2,234,617.11	2,447,087.69	2,241,349.45	2,187,618.39	1,886,694.05	1,176,726.03	895,393.31	987,264.23	911,641.21	7,413,134.11	January	
5,911,367.71	5,322,878.29	3,993,869.93	3,407,005.87	2,960,651.56	2,960,114.57	2,786,604.82	2,577,390.38	2,873,613.36	2,643,751.97	2,515,707.05	2,279,290.31	1,697,770.08	1,530,430.47	1,707,926.04	1,288,936.99	8,112,670.95	February	
5,804,576.79	5,276,473.40	3,867,713.74	3,383,796.71	2,916,434.18	2,701,020.25	2,817,055.25	2,446,335.40	2,811,958.62	2,589,532.80	2,424,636.02	2,300,423.71	1,879,466.93	1,572,385.72	1,654,964.77	1,261,996.19	7,916,720.81	March	
5,611,303.40	5,147,026.03	3,856,248.10	3,370,510.51	2,844,956.24	2,603,667.16	2,814,731.50	2,446,965.20	2,846,044.26	2,647,946.48	2,446,382.46	2,354,485.13	1,884,438.19	1,647,314.57	1,771,308.72	1,360,124.93	7,685,581.73	April	
5,597,496.54	5,145,729.29	3,729,564.69	3,275,787.89	2,651,158.09	2,420,785.62	2,795,038.54	2,614,500.86	2,664,830.17	2,595,986.23	2,402,307.66	2,282,817.61	1,897,795.66	1,472,593.18	1,691,409.95	1,210,356.42	7,428,286.17	May	
5,229,130.33	4,896,201.25	3,531,314.01	2,967,283.92	2,535,222.99	2,064,641.35	2,596,555.11	2,371,095.71	2,474,786.80	2,436,992.72	2,319,796.07	2,217,931.41	1,815,588.58	1,439,656.15	1,651,635.17	1,129,947.73	7,145,256.92	June	
5,019,100.05	4,695,468.93	3,445,413.11	2,962,321.73	2,375,375.37	2,030,459.33	2,324,685.35	2,086,490.66	2,166,748.69	2,373,369.73	2,247,875.53	2,067,556.08	1,770,363.23	1,314,952.63	1,548,746.47	998,709.28	6,774,716.61	July	
4,875,181.07	4,508,722.39	3,369,985.56	2,766,747.61	2,218,481.28	1,819,617.83	2,263,605.13	2,029,973.96	2,078,961.54	2,158,156.49	1,995,691.66	1,950,450.56	1,733,930.99	1,181,205.11	1,466,150.68	824,648.71	6,378,509.89	August	
4,575,232.89	4,394,054.37	3,208,449.92	2,590,681.06	2,098,133.77	1,584,937.70	2,069,733.13	1,872,419.95	1,917,213.24	2,014,947.50	1,766,243.49	1,643,269.78	1,541,576.26	770,951.77	839,823.87	671,522.07	5,956,917.19	September	

5,016,916.49 4,439,764.29 3,273,083.61 2,767,887.83 2,314,188.31 2,239,759.74 2,369,613.97 2,167,531.76 2,327,045.76 2,264,009.24 2,094,893.19 1,951,484.58 1,479,879.11 1,159,548.41 1,240,115.03 972,077.01

181,138.52 1,185,644.45 617,768.86 492,547.29 513,196.07 (484,795.43) 197,313.18 (44,793.29) (97,734.26) 249,704.01 122,973.71 101,693.52 770,624.49 (68,872.10) 168,301.80

NOTE: Rollback election held April 05, 1986 - rollback passed

GILLESPIE COUNTY, TEXAS
COUNTY SALES TAX ALLOCATION SUMMARY

March 1988 through FY2015

Period Tax Allocation Received	FY1988	FY1989	FY1990	FY1991	FY1992	FY1993	FY1994	FY1995	FY1996	FY1997	FY1998	FY1999	FY2000	FY2001	FY2002	FY2003	FY2004	FY2005
October	22,814.86	26,581.55	33,537.36	36,892.75	41,801.10	49,091.91	49,091.91	58,743.15	58,743.15	52,039.59	54,937.86	50,951.69	65,241.66	66,865.34	75,743.16	81,976.96	77,478.63	82,681.54
November	43,215.06	44,231.67	43,279.83	50,014.92	55,881.19	64,445.89	64,445.89	64,104.87	61,441.85	62,637.05	66,939.70	74,731.00	69,172.12	66,097.63	68,692.77	87,008.90	94,471.11	103,544.31
December	24,372.61	27,072.59	27,183.79	32,865.97	49,151.47	48,769.97	49,151.47	48,349.36	49,876.22	60,611.06	60,693.07	70,326.26	85,953.47	70,160.00	82,697.48	77,782.13	84,302.14	87,745.88
January	23,143.13	28,570.51	34,888.95	33,040.99	47,672.78	61,026.80	61,026.80	58,115.99	55,693.53	59,392.42	60,499.63	58,712.49	79,145.12	77,329.63	85,504.02	80,568.74	80,680.57	92,483.12
February	55,088.79	55,601.40	56,692.45	64,014.68	85,296.84	86,415.96	79,879.42	75,116.79	82,205.56	84,754.60	105,116.56	99,785.36	99,785.36	104,889.49	112,735.48	104,067.24	115,871.28	121,222.18
March	10,048.12	19,376.35	22,842.31	27,786.80	42,841.80	37,823.28	44,989.12	55,964.23	49,941.44	54,150.75	58,367.91	72,738.72	77,471.73	61,652.97	77,471.73	65,204.25	71,784.27	85,739.86
April	13,766.26	18,223.31	22,431.61	26,567.86	42,480.30	69,059.85	45,658.42	50,129.00	45,435.42	53,515.01	59,649.70	66,084.12	69,317.65	72,330.32	62,331.14	70,741.63	65,194.79	65,194.79
May	37,630.57	41,151.11	44,480.87	46,655.96	31,203.05	66,316.77	57,469.64	64,876.89	62,424.84	71,468.21	69,091.17	91,409.71	96,441.51	93,043.82	94,505.94	93,443.25	102,949.16	112,599.80
June	24,530.57	24,076.70	27,059.33	31,503.80	41,913.33	48,605.58	44,647.36	48,588.21	58,749.69	61,697.08	77,574.05	72,275.15	70,155.54	79,441.16	92,403.56	87,764.45	89,329.15	105,312.44
July	20,139.41	24,953.23	27,959.52	34,719.01	43,922.13	49,464.53	48,368.42	50,605.85	54,962.82	57,092.55	64,608.17	59,958.51	76,576.31	87,693.30	89,767.62	86,277.93	82,641.66	94,818.82
August	46,170.12	46,397.69	50,886.17	50,886.17	58,425.43	73,116.78	67,507.13	66,689.81	59,548.35	72,612.17	84,456.00	98,754.28	91,921.77	118,409.57	90,669.86	95,008.16	113,562.54	120,028.46
September	24,924.06	28,456.24	28,987.84	33,905.34	56,740.88	52,232.41	48,155.60	61,535.89	71,272.01	70,867.09	72,854.10	69,870.60	74,040.54	81,351.52	82,708.52	84,660.29	88,592.39	100,874.13
Total Per Year	177,209.11	371,069.14	406,705.37	447,567.81	531,768.15	654,863.55	676,001.81	714,336.98	713,466.19	742,999.64	814,374.71	870,123.86	947,268.24	996,071.14	1,045,200.46	1,006,093.44	1,072,404.53	1,172,245.33
Total All Years	177,209.11	548,278.25	954,983.62	1,402,571.43	1,934,359.58	2,589,223.13	3,268,824.94	3,983,161.92	4,699,628.11	5,439,627.75	6,254,002.46	7,124,126.32	8,071,394.56	9,007,465.70	10,112,666.16	11,118,759.60	12,191,164.13	13,363,409.46
\$ Inc / (Dec) Over Prior Year	193,860.03	35,636.23	40,882.44	84,200.34	123,075.40	24,738.26	34,735.17	(870.79)	29,533.45	71,375.07	55,749.15	77,144.38	48,802.90	49,129.32	(39,107.02)	66,311.09	99,840.80	
% Inc / (Dec) Over Prior Year	109.40%	9.60%	10.05%	18.81%	23.14%	3.78%	5.11%	-0.12%	4.14%	9.61%	6.85%	8.87%	5.15%	4.93%	-3.74%	6.59%	9.31%	
Calendar Year Allocations																		
\$ Inc / (Dec) Over Prior Year	0.00	267,411.64	378,752.42	412,820.54	483,560.47	558,648.27	669,137.56	711,691.42	690,744.53	719,148.96	750,562.57	827,513.03	894,484.16	950,041.96	1,020,031.58	1,044,865.04	1,015,577.33	1,090,124.38
\$ Inc / (Dec) Over Prior Year	267,411.64	111,340.78	34,068.12	50,739.83	95,087.80	110,489.29	42,553.86	(20,946.89)	28,404.43	31,433.61	76,930.46	66,971.13	55,557.60	69,889.62	24,833.46	(29,287.71)	74,547.05	

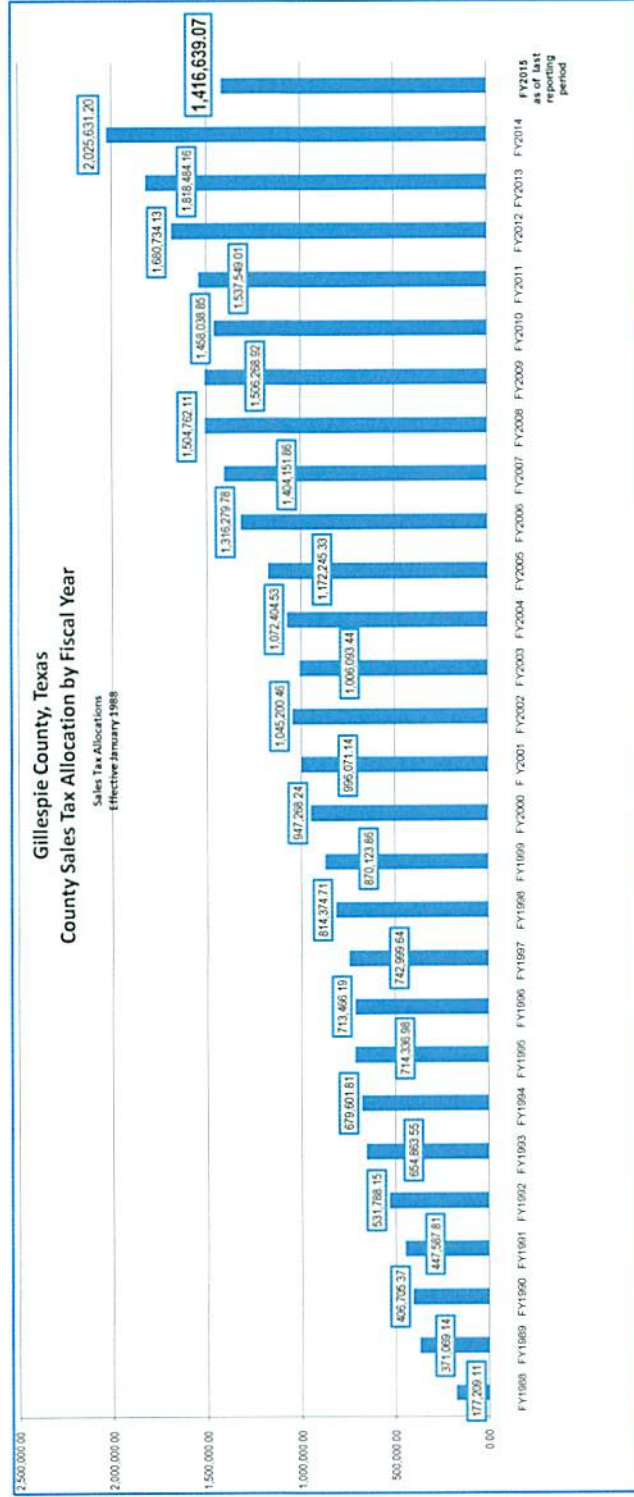
GILLESPIE COUNTY, TEXAS
COUNTY SALES TAX ALLOCATION SUMMARY
March 1988 through FY2015

Period Tax	FY2006	FY2007	FY2008	FY2009	FY2010	FY2011	FY2012	FY2013	FY2014	FY2015	Overall Average Per Month	Month Of
October	95,196.86	106,167.81	115,258.59	118,217.21	102,116.77	112,243.67	125,892.57	141,081.58	146,138.98	157,817.68	80,759.17	11,478.69
November	110,963.24	122,702.26	130,133.07	134,938.43	123,352.45	139,931.32	131,441.01	134,815.56	165,928.20	164,365.11	94,017.80	18,436.91
December	100,977.05	116,582.93	120,353.68	121,763.89	122,844.30	127,081.99	144,995.83	158,811.46	185,647.66	173,843.05	84,852.01	27,036.20
January	107,956.62	118,569.65	121,835.04	124,899.65	114,005.56	129,099.90	135,485.95	156,063.01	159,082.75	173,843.05	87,133.02	14,760.30
February	137,746.11	151,528.51	158,719.04	156,720.77	152,630.86	164,529.87	171,080.19	193,126.02	202,308.32	223,742.03	118,914.66	21,433.71
March	89,543.91	88,396.24	99,481.19	98,684.79	90,364.94	97,024.18	107,810.68	120,617.71	136,428.71	141,523.60	69,969.53	5,094.89
April	87,212.16	92,872.45	104,111.05	99,816.55	93,204.34	92,537.54	118,975.35	134,236.14	146,805.07	146,866.39	72,199.31	81.32
May	125,621.99	132,335.88	133,405.05	141,709.49	148,772.69	153,252.45	177,862.27	187,322.27	195,085.16	195,085.16	102,699.47	7,928.39
June	109,484.20	113,117.58	133,410.60	129,041.03	127,995.46	129,743.30	144,969.57	152,170.48	189,564.70	189,564.70	85,745.34	106,250.41
July	112,088.28	119,846.83	122,196.26	117,201.96	116,809.95	125,153.69	140,436.50	154,274.37	165,319.97	165,319.97	82,513.32	
August	130,749.36	138,119.40	142,780.87	136,001.87	141,909.04	153,274.75	160,837.54	148,661.30	187,789.04	187,789.04	101,672.47	
September	108,739.98	116,168.09	124,848.42	128,883.49	125,112.80	117,914.04	138,870.51	151,120.09	172,568.83	172,568.83	85,713.18	
Total All Years	14,679,689.24	16,083,841.10	17,588,603.21	19,094,872.13	20,552,910.98	22,090,459.99	23,771,224.12	25,589,708.28	27,615,339.48	29,031,978.55	1,022,790.35	(608,992.13)
Annual Average	144,034.45	87,872.08	100,610.25	1,506.81	(48,230.07)	79,510.16	143,215.12	137,720.03	207,147.04	(608,992.13)	45,904.81	
% Inc / Dec Over Prior Year	12.29%	6.68%	7.17%	0.10%	-3.20%	5.45%	9.31%	8.19%	11.39%	-30.06%		
CY2005												
CY2006												
CY2007												
CY2008												
CY2009												
CY2010												
CY2011												
CY2012												
CY2013												
CY2014												
\$ Inc / (Dec) Over Prior Calendar Year	115,286.37	138,842.17	89,163.24	81,080.88	(34,304.13)	5,832.32	61,120.26	170,296.04	151,028.71	214,312.96		

NOTE: Sales tax allocation was reduced by an amount of \$1,077,311. Interest on a refund was had a large impact on the County sales tax revenue. Interest and adjustment for County would have been less than \$173,876.61. 2013 08 08 11

GILLESPIE COUNTY, TEXAS
COUNTY SALES TAX ALLOCATION SUMMARY

March 1988 through FY2015



**GILLESPIE COUNTY, TEXAS
REPAYMENT OF ERRONEOUS RECEIPT OF SALES AND USE TAX**

January 1997 Through October 2016

Year	1997	1998	1999	2000	2001	2002	2003	2004	2005	2006	2007	2008	2009	2010	2011	2012	2013	2014	2015	2016	
Actual Balance At Year Start	201,276.54	150,683.06	180,089.58	169,496.10	158,902.82	148,309.14	137,715.66	127,122.18	116,528.70	105,935.22	95,341.74	84,748.26	74,154.78	63,561.30	52,967.82	42,374.34	31,780.86	21,187.38			
January	2,648.37	2,648.37	2,648.37	2,648.37	2,648.37	2,648.37	2,648.37	2,648.37	2,648.37	2,648.37	2,648.37	2,648.37	2,648.37	2,648.37	2,648.37	2,648.37	2,648.37	2,648.37	2,648.37	2,648.37	2,648.37
April	2,648.37	2,648.37	2,648.37	2,648.37	2,648.37	2,648.37	2,648.37	2,648.37	2,648.37	2,648.37	2,648.37	2,648.37	2,648.37	2,648.37	2,648.37	2,648.37	2,648.37	2,648.37	2,648.37	2,648.37	2,648.37
July	2,648.37	2,648.37	2,648.37	2,648.37	2,648.37	2,648.37	2,648.37	2,648.37	2,648.37	2,648.37	2,648.37	2,648.37	2,648.37	2,648.37	2,648.37	2,648.37	2,648.37	2,648.37	2,648.37	2,648.37	2,648.37
October	2,648.37	2,648.37	2,648.37	2,648.37	2,648.37	2,648.37	2,648.37	2,648.37	2,648.37	2,648.37	2,648.37	2,648.37	2,648.37	2,648.37	2,648.37	2,648.37	2,648.37	2,648.37	2,648.37	2,648.37	2,648.37
Total Remitted To Date	10,503.48	21,186.96	31,780.44	42,373.92	52,967.40	63,560.88	74,154.36	84,747.84	95,341.32	105,934.80	116,528.28	127,121.76	137,715.24	148,308.72	158,902.20	169,495.68	180,089.16	190,682.64	195,979.38		
Actual Balance To Date	201,276.54	180,683.06	180,089.58	169,496.10	158,902.82	148,309.14	137,715.66	127,122.18	116,528.70	105,935.22	95,341.74	84,748.26	74,154.78	63,561.30	52,967.82	42,374.34	31,780.86	21,187.38	15,890.64		
Projected Balance At Year End	201,276.54	190,683.06	180,089.58	169,496.10	158,902.82	148,309.14	137,715.66	127,122.18	116,528.70	105,935.22	95,341.74	84,748.26	74,154.78	63,561.30	52,967.82	42,374.34	31,780.86	21,187.38	10,593.90	0.00	

Gillespie County proposal of repayment (as outlined in letter of October 18, 1996) as accepted by State Comptroller ...
Gillespie County will make 80 quarterly payments (due first of each month: January, April, July, and October)
for 20 years beginning January 01, 1997.

79 quarterly payments of \$2,648.37 each beginning on January 01, 1997 through July 01, 2016 and
a final payment of \$2,648.79 on October 01, 2016 for a total of \$211,870.02.

Gillespie County, Texas

Hotel Occupancy Tax ... Quarterly Recaps
As of May 31, 2015

	Collection/Remittance Period	Collections		Disbursements		Cash Balance
		HOT P&I Interest		Convention & Visitors Bureau	Organizations etc	
FY2015	2nd Quarter 2015		110,170.84	127,742.50	120,000.00	408,963.52
	1st Quarter 2015		122,937.00			546,535.18
	4th Quarter 2014		104,239.90	127,742.50		423,598.18
	3rd Quarter 2014		120,711.31			447,100.78
	Sub-Total	82,574.05	458,059.05	255,485.00	120,000.00	
FY2014	2nd Quarter 2014		95,362.58	111,163.00	120,000.00	326,389.47
	1st Quarter 2014		92,050.01			462,189.89
	4th Quarter 2013		90,687.97	111,163.00		370,139.88
	3rd Quarter 2013		82,776.94			390,614.91
	Sub-Total	18,551.50	360,877.50	222,326.00	120,000.00	
FY2013	2nd Quarter 2013		82,927.36	96,357.50	80,000.00	307,837.97
	1st Quarter 2013		102,188.41			401,268.11
	4th Quarter 2012		56,763.25	96,357.50		299,079.70
	3rd Quarter 2012		69,377.43			338,673.95
	Sub-Total	38,541.45	311,256.45	192,715.00	80,000.00	
FY2012	2nd Quarter 2012		76,505.61	84,193.50	11,000.00	269,296.52
	1st Quarter 2012		67,043.98		69,000.00	287,984.41
	4th Quarter 2011		63,485.70	84,193.50		289,940.43
	3rd Quarter 2011		62,766.18			310,648.23
	Sub-Total	21,414.47	269,801.47	168,387.00	80,000.00	
FY2011	2nd Quarter 2011		60,050.07	80,530.57		247,882.05
	1st Quarter 2011		61,473.10		80,000.00	268,362.55
	4th Quarter 2010		47,182.38	80,530.57		286,889.45
	3rd Quarter 2010		67,036.85			320,237.64
	Sub-Total	(5,318.74)	235,742.40	161,061.14	80,000.00	
FY2010	2nd Quarter 2010		47,363.32	82,089.00	61,500.00	253,200.79
	1st Quarter 2010		67,910.43			349,426.47
	4th Quarter 2009		46,539.68	82,089.00		281,516.04
	3rd Quarter 2009		63,672.15			317,065.36
	Sub-Total	(192.42)	225,485.58	164,178.00	61,500.00	
FY2009	2nd Quarter 2009		55,182.22			253,393.21
	1st Quarter 2009		68,196.40	80,854.20		198,210.99
	4th Quarter 2008		43,834.09	80,854.20		210,868.79
	3rd Quarter 2008		75,474.18		15,000.00	247,888.90
	Sub-Total	65,978.49	242,686.89	161,708.40	15,000.00	
FY2008	2nd Quarter 2008		52,205.02	100,000.00		187,414.72
	1st Quarter 2008		62,603.17			235,209.70
	4th Quarter 2007		53,485.43			172,606.53
	3rd Quarter 2007		61,352.43			119,121.10
	Sub-Total	129,646.05	229,646.05	100,000.00	0.00	
FY2007	2nd Quarter 2007		57,271.57			57,768.67
	1st Quarter 2007		497.10	0.00	0.00	497.10
	Sub-Total	57,768.67	57,768.67	0.00	0.00	
				1,425,860.54	556,500.00	
Revenues		\$ 2,391,324.06				
Totals All Years				Net Cash Effect	\$ 408,963.52	
		Expenditures		\$ 1,982,360.54		

GILLESPIE COUNTY, TEXAS

GOB Series 2010 Refunding Bonds ... December.2010
Post COB Series 2001 ... September.2001

Bond Redemptions & Interest Payment Schedule
February.2011 through February.2021

		Year 1	Year 2	Year 3	Year 4	Year 5	Year 6	Year 7	Year 8	Year 9	Year 10	Year 11		
		2011	2012	2013	2014	2015	2016	2017	2018	2019	2020	2021		
Actual Balance	At Year Start	1,839,134.46	1,779,647.50	1,603,672.50	1,429,447.50	1,247,370.00							Actual Balance	At Year Start
February	bonds	35,000.00	140,000.00	140,000.00	150,000.00	150,000.00							bonds	February
	interest	6,079.46	18,407.50	17,567.50	16,657.50	15,420.00							interest	
August	bonds	0.00	0.00	0.00	0.00								bonds	August
	interest	18,407.50	17,567.50	16,657.50	15,420.00								interest	
Total Remitted	To Date	59,486.96	235,461.96	409,686.96	591,764.46	757,184.46	757,184.46	757,184.46	757,184.46	757,184.46	757,184.46	757,184.46	Total Remitted	To Date
Actual Balance	To Date	1,779,647.50	1,603,672.50	1,429,447.50	1,247,370.00	1,081,950.00							Actual Balance	To Date
Projected Pymnt	Per Year	59,486.96	175,975.00	174,225.00	182,077.50	179,377.50	176,265.00	177,677.50	178,540.00	178,865.00	178,670.00	177,975.00	Projected Pymnt	Per Year
Projected Balance	At Year End	1,779,647.50	1,603,672.50	1,429,447.50	1,247,370.00	1,067,992.50	891,727.50	714,050.00	535,510.00	356,645.00	177,975.00	0.00	Projected Balance	At Year End

\$1,988,356.26 COB Series 2001 Debt Service on Refunded Bonds	\$1,590,000.00 Principal	\$1,590,000.00 Series 2010 Sources of Funds..Proceeds of Bonds
\$1,839,134.46 GOB Series 2010 Refunded Bonds	\$249,134.46 interest	\$38,746.50 Cost of Issuance
\$149,221.80 Net savings	\$1,839,134.46 GOB Series 2010, Refunding Bonds	\$1,551,253.50 Deposit to Escrow

Original Certificates of Obligation Bonds Series 2001 payments started February 2002
 Series 2010 Refunding ... Interest and Bond Redemptions due February of each year starting February of 2011
 Series 2010 Refunding ... Interest only due August of each year starting August of 2011

GILLESPIE COUNTY, TEXAS

GOB Series 2013 ... Jail Project

Bond Redemptions Interest Payment Schedule
February, 2014 through February, 2033

Schedule Bond Redemption & Interest Payment	Initial Receipt of Bonds June, 2013	Year 1 2014	Year 2 2015	Year 3 2016	Year 4 2017	Year 5 2018	Year 6 2019	Year 7 2020	Year 8 2021	Year 9 2022	Year 10 2023	Year 11 2024
Projected Balances At Year Start	20,429,713.00	19,408,475.00	18,387,525.00	17,367,275.00	16,347,925.00	15,324,725.00	14,300,875.00	13,279,650.00	12,256,300.00	11,234,800.00	10,214,600.00	
February bonds	0.00	395,000.00	530,000.00	540,000.00	550,000.00	565,000.00	580,000.00	595,000.00	620,000.00	645,000.00	670,000.00	700,000.00
February interest	0.00	378,113.00	248,125.00	242,825.00	237,425.00	231,925.00	226,275.00	217,575.00	208,650.00	194,700.00	181,800.00	168,400.00
August bonds	0.00	0.00	0.00	0.00	0.00	0.00	0.00	0.00	0.00	0.00	0.00	0.00
August interest	0.00	248,125.00	242,825.00	237,425.00	231,925.00	226,275.00	217,575.00	208,650.00	194,700.00	181,800.00	168,400.00	154,400.00
Projected Total Remittance	0.00	1,021,238.00	2,042,188.00	3,062,438.00	4,081,788.00	5,104,988.00	6,128,838.00	7,150,063.00	8,173,413.00	9,194,913.00	10,215,113.00	11,237,913.00
Project Balances At Year End	20,429,713.00	19,408,475.00	18,387,525.00	17,367,275.00	16,347,925.00	15,324,725.00	14,300,875.00	13,279,650.00	12,256,300.00	11,234,800.00	10,214,600.00	9,191,800.00

Bonds Issued June 2014

Principal and Interest payments due February of each year starting February of 2014

Interest only payments due August of each year starting August of 2014

Outstanding Tax Secured Debt	Initial Receipt of Bonds June, 2013	Year 1 2014	Year 2 2015	Year 3 2016	Year 4 2017	Year 5 2018	Year 6 2019	Year 7 2020	Year 8 2021	Year 9 2022	Year 10 2023	Year 11 2024
Balances At Year Start	20,429,713.00	20,429,713.00	19,408,475.50									
February bonds	0.00	395,000.00	530,000.00									
February interest	0.00	378,112.50	248,125.00									
August bonds	0.00	0.00										
August interest	0.00	248,325.00										
		adjustment	(200.00)									
Total Annual Remittances	0.00	1,021,237.50	778,125.00									
Total Remittances To Date	0.00	1,021,237.50	1,799,362.50									

GILLESPIE COUNTY, TEXAS

GOB Series 2013 ... Jail Project

Bond Redemptions Interest Payment Schedule
February, 2014 through February, 2033

Schedule Bond Redemption & Interest Payment	Year 12 2025	Year 13 2026	Year 14 2027	Year 15 2028	Year 16 2029	Year 17 2030	Year 18 2031	Year 19 2032	Year 20 2033
Projected Balances At Year Start	9,191,800.00	8,172,500.00	7,152,800.00	6,129,000.00	5,107,400.00	4,084,300.00	3,061,100.00	2,039,200.00	1,020,000.00
February bonds interest	725,000.00 154,400.00	755,000.00 139,900.00	790,000.00 124,800.00	820,000.00 109,000.00	855,000.00 92,600.00	890,000.00 75,500.00	925,000.00 57,700.00	960,000.00 39,200.00	1,000,000.00 20,000.00
August bonds interest	0.00 139,900.00	0.00 124,800.00	0.00 109,000.00	0.00 92,600.00	0.00 75,500.00	0.00 57,700.00	0.00 39,200.00	0.00 20,000.00	0.00 0.00
Projected Total Remittance	12,257,213.00	13,278,913.00	14,300,713.00	15,322,313.00	16,345,413.00	17,368,613.00	18,390,513.00	19,409,713.00	20,429,713.00
Project Balances At Year End	8,172,500.00	7,152,800.00	6,129,000.00	5,107,400.00	4,084,300.00	3,061,100.00	2,039,200.00	1,020,000.00	0.00

Outstanding Tax Secured Debt	Year 12 2025	Year 13 2026	Year 14 2027	Year 15 2028	Year 16 2029	Year 17 2030	Year 18 2031	Year 19 2032	Year 20 2033
Balances At Year Start									
February bonds interest									
August bonds interest									
Total Annual Remittances									
Total Remittances To Date									

GILLESPIE COUNTY, TEXAS
Capital Assets Lease/Purchase ... Contract 6451, September.2013
Road & Bridge Departments

PROJECTED Payments

PROJECTED Payments	FY2014			FY2015			FY2016			FY2017			FY2018			FY2019		
	Total Payment	Principal	Interest	Total Payment	Principal	Interest	Total Payment	Principal	Interest	Total Payment	Principal	Interest	Total Payment	Principal	Interest	Total Payment	Principal	Interest
Balance At Year Start	313,262.40			261,052.00			198,399.52			135,747.04			73,094.56			10,442.08		
October payment				5,221.04			5,221.04			5,221.04			5,221.04			5,221.04		
principal/interest					4,448.50	772.54		4,622.79	598.25		4,803.90	417.14		4,992.12	28.92		5,187.70	33.34
November payment				5,221.04			5,221.04			5,221.04			5,221.04			5,221.04		
principal/interest					4,462.77	758.27		4,637.62	583.42		4,819.31	401.73		5,008.13	212.91		5,204.37	16.67
December payment	5,221.04			5,221.04			5,221.04			5,221.04			5,221.04					
principal/interest		3,882.97	1,338.07		4,477.08	743.96		4,652.49	568.55		4,834.77	386.27		5,024.20	196.84			
January payment	5,221.04			5,221.04			5,221.04			5,221.04			5,221.04					
principal/interest		4,322.11	898.93		4,491.44	729.60		4,667.42	553.62		4,850.28	370.76		5,040.31	180.73			
February payment	5,221.04			5,221.04			5,221.04			5,221.04			5,221.04					
principal/interest		4,335.97	885.07		4,505.85	715.19		4,682.39	538.65		4,865.84	355.20		5,056.48	164.56			
March payment	5,221.04			5,221.04			5,221.04			5,221.04			5,221.04					
principal/interest		4,349.88	871.16		4,520.30	700.74		4,697.41	523.63		4,881.45	339.59		5,072.70	148.34			
April payment	5,221.04			5,221.04			5,221.04			5,221.04			5,221.04					
principal/interest		4,363.83	857.21		4,534.80	686.24		4,712.48	508.56		4,897.11	323.93		5,088.97	132.07			
May payment	5,221.04			5,221.04			5,221.04			5,221.04			5,221.04					
principal/interest		4,377.83	843.21		4,549.35	671.69		4,727.59	493.45		4,912.82	308.22		5,105.30	115.74			
June payment	5,221.04			5,221.04			5,221.04			5,221.04			5,221.04					
principal/interest		4,391.87	829.17		4,563.94	657.10		4,742.76	478.28		4,928.57	292.47		5,121.67	99.37			
July payment	5,221.04			5,221.04			5,221.04			5,221.04			5,221.04					
principal/interest		4,405.96	815.08		4,578.58	642.46		4,757.97	463.07		4,944.38	276.66		5,138.10	82.94			
August payment	5,221.04			5,221.04			5,221.04			5,221.04			5,221.04					
principal/interest		4,420.10	800.94		4,593.27	627.77		4,773.23	447.81		4,960.24	260.80		5,154.58	66.46			
September payment	5,221.04			5,221.04			5,221.04			5,221.04			5,221.04					
principal/interest		4,434.27	786.77		4,608.01	613.03		4,788.54	432.50		4,976.16	244.88		5,171.12	49.92			
Total Proposed Payments Per Year																		
Total Payments	52,210.40			62,652.48			62,652.48			62,652.48			62,652.48			10,442.08		
Principal		43,284.79		54,333.89			56,462.69			58,674.83			60,973.68			10,392.07		
Interest			8,925.61			8,318.59		6,189.79		3,977.65		1,478.80						50.01
Projected Balance Year End																		
		261,052.00		198,399.52			135,747.04			73,094.56			10,442.08			0.00		

GILLESPIE COUNTY, TEXAS
Capital Assets Lease/Purchase ... Contract 6451, September.2013
Road & Bridge Departments

ACTUAL Payments

ACTUAL Payments	FY2014			FY2015			FY2016			FY2017			FY2018			FY2019		
	Total Payment	Principal	Interest	Total Payment	Principal	Interest	Total Payment	Principal	Interest	Total Payment	Principal	Interest	Total Payment	Principal	Interest	Total Payment	Principal	Interest
Balance At Year Start	313,262.40			255,840.96														
October payment				5,221.04														
principal/interest					4,462.77	758.27												
November payment				5,221.04														
principal/interest					4,477.08	743.96												
December payment	10,442.08			5,221.04														
principal/interest		8,205.08	2,237.00		4,481.44	729.60												
January payment	5,221.04			5,221.04														
principal/interest		4,335.97	885.07		4,505.85	715.19												
February payment	5,221.04			5,221.04														
principal/interest		4,349.88	871.16		4,520.30	700.74												
March payment	5,221.04			5,221.04														
principal/interest		4,383.83	857.21		4,534.80	686.24												
April payment	5,221.04			5,221.04														
principal/interest		4,377.83	843.21		4,549.35	671.69												
May payment	5,221.04			5,221.04														
principal/interest		4,391.87	829.17		4,563.94	657.10												
June payment	5,221.04																	
principal/interest		4,405.96	815.08															
July payment	5,211.04																	
principal/interest		4,420.10	790.94															
August payment	5,221.04			5,221.04														
principal/interest		4,434.27	786.77															
September payment	5,221.04			5,221.04														
principal/interest		4,448.50	772.54															
Total Payments as of Current Date																		
Total Payments	57,421.44			41,768.32														
Principal	47,733.29			36,105.53														
Interest	9,688.15			5,662.79														
Balance as of Current Period																		
	255,840.96			214,072.64														

GILLESPIE COUNTY, TEXAS
Public Property Finance ... Contract 6774, October 24, 2014
Sheriff Office ... Law Enforcement Radio System Upgrade

PROJECTED Payments

PROJECTED Payments	FY2015			FY2016			FY2017			FY2018			FY2019		
	Total Payment	Principal	Interest	Total Payment	Principal	Interest	Total Payment	Principal	Interest	Total Payment	Principal	Interest	Total Payment	Principal	Interest
Balance Year Start	685,683.60			622,829.27			554,260.91			485,692.55			417,124.19		
October	payment	0.00		5,714.03			5,714.03			5,714.03			5,714.03		
	principal/interest				4,141.76	1,572.27		4,291.13	1,422.90		4,445.88	1,268.15		4,606.21	1,107.82
November	payment	5,714.03		5,714.03			5,714.03			5,714.03			5,714.03		
	principal/interest		3,782.22	1,931.81	4,154.01	1,560.02	4,303.81	1,410.22	4,459.02	1,255.01	4,619.83	1,094.20	4,633.49	1,080.54	
December	payment	5,714.03		5,714.03			5,714.03			5,714.03			5,714.03		
	principal/interest		4,021.27	1,692.76	4,166.29	1,547.74	4,316.54	1,397.49	4,472.21	1,241.82	4,633.49	1,080.54			
January	payment	5,714.03		5,714.03			5,714.03			5,714.03			5,714.03		
	principal/interest		4,033.16	1,680.87	4,178.61	1,535.42	4,329.30	1,384.73	4,485.43	1,228.60	4,647.19	1,066.84			
February	payment	5,714.03		5,714.03			5,714.03			5,714.03			5,714.03		
	principal/interest		4,045.09	1,668.94	4,190.96	1,523.07	4,342.10	1,371.93	4,498.69	1,215.34	4,660.93	1,053.10			
March	payment	5,714.03		5,714.03			5,714.03			5,714.03			5,714.03		
	principal/interest		4,057.05	1,656.98	4,203.35	1,510.68	4,354.94	1,359.09	4,511.99	1,202.04	4,674.71	1,039.32			
April	payment	5,714.03		5,714.03			5,714.03			5,714.03			5,714.03		
	principal/interest		4,069.04	1,644.99	4,215.78	1,498.25	4,367.82	1,346.21	4,525.33	1,188.70	4,688.53	1,025.50			
May	payment	5,714.03		5,714.03			5,714.03			5,714.03			5,714.03		
	principal/interest		4,081.07	1,632.96	4,228.25	1,485.78	4,380.73	1,333.30	4,538.71	1,175.32	4,702.39	1,011.64			
June	payment	5,714.03		5,714.03			5,714.03			5,714.03			5,714.03		
	principal/interest		4,093.14	1,620.89	4,240.75	1,473.28	4,393.68	1,320.35	4,552.13	1,161.90	4,716.30	997.73			
July	payment	5,714.03		5,714.03			5,714.03			5,714.03			5,714.03		
	principal/interest		4,105.24	1,608.79	4,253.29	1,460.74	4,406.67	1,307.36	4,565.59	1,148.44	4,730.24	983.79			
August	payment	5,714.03		5,714.03			5,714.03			5,714.03			5,714.03		
	principal/interest		4,117.38	1,596.65	4,265.86	1,448.17	4,419.70	1,294.33	4,579.09	1,134.94	4,744.23	969.80			
September	payment	5,714.03		5,714.03			5,714.03			5,714.03			5,714.03		
	principal/interest		4,129.55	1,584.48	4,278.48	1,435.55	4,432.77	1,281.26	4,592.63	1,121.40	4,758.25	955.78			
Total Proposed Payments Per Year															
Total Payments	62,854.33			68,568.36			68,568.36			68,568.36			68,568.36		
Principal	44,534.21			50,517.39			52,339.19			54,226.70			56,182.30		
Interest		18,320.12			18,050.97		16,229.17		14,341.66			12,386.06			
Projected Balance Year End															
	622,829.27			554,260.91			485,692.55			417,124.19			348,555.83		

GILLESPIE COUNTY, TEXAS
Public Property Finance ... Contract 6774, October 24, 2014
Sheriff Office ... Law Enforcement Radio System Upgrade

PROJECTED Payments

FY2020	FY2021			FY2022			FY2023			FY2024			FY2025		
	Principal	Interest	Total Payment	Principal	Interest	Total Payment	Principal	Interest	Total Payment	Principal	Interest	Total Payment	Principal	Interest	Total Payment
348,555.83			279,987.47	211,419.11		142,850.75	74,282.39		5,714.03			5,714.03			5,714.03
5,714.03			5,714.03	5,714.03		5,714.03	5,714.03		5,714.03			5,714.03			5,714.03
5,714.03	4,772.32	941.71	5,714.03	4,944.43	769.60	5,714.03	5,122.74	591.29	5,714.03	5,307.48	406.55	5,714.03	5,498.88	215.15	5,714.03
5,714.03	4,786.43	927.60	5,714.03	4,959.04	754.99	5,714.03	5,137.88	576.15	5,714.03	5,323.17	390.86	5,714.03	5,515.14	188.89	5,714.03
5,714.03			5,714.03	5,714.03		5,714.03	5,714.03		5,714.03			5,714.03			5,714.03
5,714.03	4,800.58	913.45	5,714.03	4,973.71	740.32	5,714.03	5,153.07	560.96	5,714.03	5,338.91	375.12	5,714.03	5,531.45	182.58	5,714.03
5,714.03	4,814.78	899.25	5,714.03	4,988.41	725.62	5,714.03	5,168.31	545.72	5,714.03	5,354.69	359.34	5,714.03	5,547.80	166.23	5,714.03
5,714.03	4,829.01	885.02	5,714.03	5,003.16	710.87	5,714.03	5,183.59	530.44	5,714.03	5,370.53	343.50	5,714.03	5,564.20	149.83	5,714.03
5,714.03	4,843.29	870.74	5,714.03	5,017.95	696.08	5,714.03	5,198.92	515.11	5,714.03	5,386.41	327.62	5,714.03	5,580.65	133.38	5,714.03
5,714.03	4,857.61	856.42	5,714.03	5,032.79	681.24	5,714.03	5,214.29	499.74	5,714.03	5,402.33	311.70	5,714.03	5,597.15	116.88	5,714.03
5,714.03	4,871.97	842.06	5,714.03	5,047.67	666.36	5,714.03	5,229.71	484.32	5,714.03	5,418.30	295.73	5,714.03	5,613.70	100.33	5,714.03
5,714.03	4,886.38	827.65	5,714.03	5,062.60	651.43	5,714.03	5,245.17	468.86	5,714.03	5,434.32	279.71	5,714.03	5,630.30	83.73	5,714.03
5,714.03	4,900.83	813.20	5,714.03	5,077.56	636.47	5,714.03	5,260.68	453.35	5,714.03	5,450.39	263.64	5,714.03	5,646.95	67.08	5,714.03
5,714.03	4,915.32	798.71	5,714.03	5,092.58	621.45	5,714.03	5,276.23	437.80	5,714.03	5,466.51	247.52	5,714.03	5,663.65	50.38	5,714.03
5,714.03	4,929.85	784.18	5,714.03	5,107.63	606.40	5,714.03	5,291.83	422.20	5,714.03	5,482.67	231.36	5,714.03	5,680.39	33.64	5,714.03
68,568.36	59,208.37	10,359.99	68,568.36	60,307.53	8,260.83	68,568.36	62,482.42	6,085.94	68,568.36	64,735.71	3,832.65	68,568.36	67,070.26	1,498.10	68,568.36
279,987.47			211,419.11	142,850.75		74,282.39	5,714.03		5,714.03			5,714.03			5,714.03

GILLESPIE COUNTY, TEXAS
Public Property Finance ... Contract 6774, October 24, 2014
Sheriff Office ... Law Enforcement Radio System Upgrade

ACTUAL Payments

ACTUAL Payments	FY2015			FY2016			FY2017			FY2018			FY2019		
	Total Payment	Principal	Interest	Total Payment	Principal	Interest	Total Payment	Principal	Interest	Total Payment	Principal	Interest	Total Payment	Principal	Interest
Balance Year Start	686,426.40														
October payment	0.00														
principal/interest															
November payment	5,714.03														
principal/interest		3,782.22	1,931.81												
December payment	5,714.03														
principal/interest		4,021.27	1,692.76												
January payment	5,714.03														
principal/interest		4,033.16	1,680.87												
February payment	5,714.03														
principal/interest		4,045.09	1,668.94												
March payment	5,714.03														
principal/interest		4,057.05	1,656.98												
April payment	5,714.03														
principal/interest		4,069.04	1,644.99												
May payment	5,714.03														
principal/interest		4,081.07	1,632.96												
June payment															
principal/interest															
July payment															
principal/interest															
August payment															
principal/interest															
September payment															
principal/interest															
Total Payments Current Period															
Total Payments	39,986.21														
Principal		28,088.90													
Interest			11,909.31												
Balance Current Period															
	646,428.19														

County of Gillespie
 District Clerk Bond / Trust Recap
 October 2014 - September 2015
 Funds Managed by County Treasurer

Cause Description	Cause No	Initial Investment	Prior Interest	Adjusted Interest	TexPool Interest	Current Year Interest												Released	Current	Total
						Oct.2014	Nov.2014	Dec.2014	Jan.2015	Feb.2015	Mar.2015	Apr.2015	May.2015	Jun.2015	Jul.2015	Aug.2015	Sep.2015			
Sonstegard / Curtis	2705	1,000.00	792.60		31.52	closed 05.2004/														
State v Montagnino	4073	10,000.00	43.82		171.08	closed 04.2004														
State v Chow	4232	10,000.00			31.34	closed 05.2004/														
State v Loui	4233	10,000.00			25.50	closed 04.2004														
State v Duecker	4261	20,000.00			33.03	closed 05.2004/														
State v Duecker	4262	20,000.00			33.03	closed 05.2004/														
Wheatcraft v Meier	6978	500.00	236.07		158.58	0.02	0.02	0.03	0.04	0.04	0.03	0.04	0.04	0.04	0.04	0.04	0.04	158.64		
Munsell Meier v Robinson	7227	1,000.00	390.71		254.33	closed 03.11.2008												254.33		
Pauls v Bird	8623	500.00	77.66		124.45	0.02	0.02	0.03	0.03	0.02	0.03	0.03	0.03	0.03	0.03	0.03	0.03	124.65		
Fruitt v Danes	8764	1,000.00	128.41		16.95	closed 02.2004												1,145.36		
Damron (Investment)	8766	500.00			24.86	closed 10.2005												24.86		
Tin Star Ranch	9411	500.00	5.37		32.96	closed 02.03.2006												32.96		
Hearne & Phillips	9461	100.00	1.07		21.75	0.00	0.00	0.00	0.00	0.00	0.00	0.01	0.02	0.02	0.03	0.03	0.03	122.85		
Haggard v Schroeder	9666	500.00	1.19		107.92	0.01	0.02	0.02	0.02	0.02	0.02	0.02	0.02	0.02	0.03	0.03	0.03	609.28		
Staats v Tonn	9752	1,000.00			17.85	closed 12.2003												17.85		
Silver Deer v Senkbeil	10010	100.00			20.54	0.00	0.00	0.00	0.00	0.00	0.00	0.00	0.00	0.01	0.01	0.01	0.01	120.56		
Ankem v Woods & Schmidt	10154	1,000.00			55.01	closed 03.06.2006												55.01		
Sledge v Jones	10370	1,000.00			190.20	0.03	0.03	0.04	0.05	0.04	0.05	0.05	0.05	0.06	0.06	0.06	0.06	1,190.55		
Whitewood v Harrel	10373	100.00			19.06	0.00	0.00	0.00	0.00	0.00	0.00	0.00	0.01	0.01	0.01	0.01	0.01	119.08		
Ballard v Keidel	10412	1,000.00			4.31	closed 12.2004												4.31		
Parker/Roscoe L	10522	23,800.00			2,639.22	closed 07.12.2007												2,639.22		
Harts v Fouton (dba Silver Deer)	10779	1,000.00			151.50	0.03	0.03	0.04	0.05	0.04	0.05	0.05	0.05	0.05	0.05	0.05	0.05	1,151.84		
Fonder v Salinas	10930	200.00			27.42	0.01	0.01	0.00	0.01	0.01	0.01	0.01	0.01	0.01	0.01	0.01	0.01	227.49		
City of Fbg v Penick	10970	274,045.00			118.40	closed 09.21.2006												274,163.40		
A J Waight v LCRA	11042	250.00			1.06	closed 07.20.2006												251.06		
Jenschke v Friedrich	11228	1,000.00			15.72	closed 06.01.2007												1,015.72		
Quest Oil v Wallen and B&B Oil	11259	1,000.00			74.17	closed 03.24.2011												1,074.17		
Comerstone v Parker	11336	1,000.00			52.34	0.02	0.03	0.04	0.04	0.04	0.04	0.04	0.04	0.05	0.05	0.05	0.05	1,052.65		
Irwin vs Irwin	11399	303,022.74			3,310.61	closed 06.07.2011												3,310.61		
Herb Venture v Varney	11703	250.00			3.98	0.01	0.01	0.01	0.01	0.01	0.01	0.01	0.01	0.01	0.01	0.01	0.01	254.06		
Dolezal vs Dolezal	11812	1,000.00			7.95	closed 10.2012												1,007.95		

County of Gillespie
District Clerk Bond / Trust Recap
October 2014 - September 2015
Funds Managed by County Treasurer

Cause Description	Cause No	Initial Investment	Prior Adjusted Interest	Face Value	Current Year Interest												Released	Current	Total
					Oct 2014	Nov 2014	Dec 2014	Jan 2015	Feb 2015	Mar 2015	Apr 2015	May 2015	Jun 2015	Jul 2015	Aug 2015	Sep 2015			
Bredemus and J&B Cheese v Just	11877	1,000.00	9.25	0.02	0.03	0.04	0.04	0.04	0.04	0.04	0.04	0.04	0.04	0.05		1,009.55	9.55		
Frause & Thompson v Bierschwale	11897	100.00	0.90	0.00	0.00	0.00	0.00	0.00	0.00	0.00	0.00	0.00	0.00	0.00		100.90	0.90		
Rutherford v Rafter & Kamp	11904	100.00	0.90	0.00	0.00	0.00	0.00	0.00	0.00	0.00	0.00	0.00	0.00	0.00		100.90	0.90		
Querner v Lester	11928A	1,000.00	1.34	0.02	0.03	0.04	0.04	0.04	0.04	0.04	0.04	0.04	0.05		1,001.63	1.63			
TexhillCo EmployeesC.U. vs Beckmann	12195	100.00	0.05	closed 01 19 2010											100.05	0.05			
Fulton v Coleman	12209	500.00	2.81	0.01	0.02	0.02	0.02	0.02	0.02	0.02	0.02	0.02	0.02		502.96	2.96			
IBT Int v Grammer	12228	115,000.00	130.48	closed 06 2014											115,130.48	0.00			
Ferrell vs Hall, Executor Estate of Klein, Deceased	12369	500.00	0.60	closed 12 27 2010											500.60	0.60			
Baby vs Doggett	12603	400.00	0.35	closed 02 14 2012											400.35	0.35			
Cover v Chase Bank	12964	100.00	0.10	0.00	0.00	0.00	0.00	0.00	0.00	0.00	0.00	0.00	0.00		100.10	0.10			
Balero v Federal Home Mortgage	13025	250.00	0.36	0.01	0.01	0.01	0.01	0.01	0.01	0.01	0.01	0.01	0.01		250.44	0.44			
LCRA vs TRT Ranch	13119	949,500.00	45.58	closed 09 10 2013											949,545.58	45.58			
LCRA vs Oehler	13120	195,000.00	9.36	closed 09 10 2013											195,009.36	9.36			
LCRA vs Wahnund	13121	177,000.00	8.49	closed 09 10 2013											177,008.49	8.49			
Collins, Estate of Smith v Bank of America	13203	500.00	0.64	0.01	0.01	0.02	0.02	0.02	0.02	0.02	0.02	0.02	0.02		500.78	0.78			
Whitley, et al vs Live Springs, et al	13291	500.00	0.41	0.01	0.01	0.02	0.02	0.02	0.02	0.02	0.02	0.02	0.02		500.55	0.55			
Bruce Kneese vs New York Life Insurance and Annuity Corp, et al	13320	951.17	0.16	opened 03 03 2014				0.04	0.03	0.03	0.03	0.03	0.03	closed 03 05 2015	951.47	0.30			
Hampton vs Spohnauer	13343	2,000.00	1.59	0.05	0.05	0.05	0.07	0.08	0.07	0.07	0.08	0.08	0.10		2,002.18	2.18			
Kerrville Professional Properties LTD ... vs Friendship Village Owners's Asn, Inc ...	13640	500.00	0.07	0.01	0.01	0.01	0.02	0.02	0.02	0.02	0.02	0.02	0.02		500.21	0.21			
In the Matter of the Marriage of Roxane L Pennington & Gerard M Pennington and in the Interest of Sarah Pennington, Children	13683	500.00	0.03	opened 03 03 2014				0.01	0.01	0.01	0.02	0.02	0.02		500.21	0.21			
Berry vs Cardash	13859	500,984.49	8.78	opened 09 11 2014				11.40	11.74	17.78	19.77	16.95	20.43	21.56	23.45	459,136.35	151.66		
Berry vs Cardash ... TR0	13859TR0	5,000.00	0.09	opened 09 11 2014				0.11	0.12	0.18	0.19	0.16	0.20	0.22	0.24	5,001.51	1.51		
Roscoe L Parker Guardianship	10522(a)	7,500.00	587.17	closed 07 12 2007											8,087.17	587.17			
State v Farmer	3870A	4,000.00	67.71	closed 05 2004/transferred to District Clerk Acct 117											4,572.49	67.71			
State v Farmer	3870B	1,000.00	19.89	closed 05 2004/transferred to District Clerk Acct 117											1,146.08	19.89			
Damron (Trust)	8766(A)	26,278.61	92.83	closed 01 2005											26,371.44	92.83			
Totals		2,676,132.01	2,308.07	8,766.56	11.82	12.22	18.43	20.50	17.57	21.14	22.34	24.29	0.00	0.00	0.00	517,153.64	148.31		

County of Gillespie
County Clerk Holding Account Recap
 October 2013 - September 2014
 Funds Managed by County Treasurer

Cause	Investment Face Value	Prior Interest Adjusted		Current Year Interest TextPool Account												Released Investment	Current Balances	Total Interest FY2016		
		Interest	TextPool	Oct.2014	Nov.2014	Dec.2014	Jan.2015	Feb.2015	Mar.2015	Apr.2015	May.2015	Jun.2015	Jul.2015	Aug.2015	Sep.2015					
Cause 9145 Doyle/Michael J Guardianship additional funds added July 2013 of \$682.40 to original face of \$119,517.83 or \$120,200.23 principal	120,200.23	281.82		2.73	2.77	4.29	4.75	4.06	4.87	5.23	5.72							0.00	120,516.47	34.42
Cause 8132 Roscoe L Parker	7,500.00	97.71		04.2006 account closed ... case transferred to District Court												7,597.71	0.00			
Cause 8321 David Eugene Reynolds	100,000.00	11,872.07		closed 07.14.2008												111,872.07	0.00			
Investment Totals	107,500.00	0.00	12,251.60	2.73	2.77	4.29	4.75	4.06	4.87	5.23	5.72	0.00	0.00	0.00	0.00	0.00	0.00	119,469.78	120,516.47	34.42

GILLESPIE COUNTY TEXAS

Investment Performance Summary
Certificate of Deposits

Financial Institution	FY2015												Year To Date	
	Oct	Nov	Dec	Jan	Feb	Mar	Apr	May	Jun	Jul	Aug	Sep		
Blanco National Bank													Blanco National Bank	
Certificate of Deposits ... held at face value													Certificate of Deposits ... held at face value	
Amount of Investment	2,400,000	2,400,000	2,400,000	2,400,000	2,400,000	2,400,000	2,400,000	2,400,000	2,400,000	2,400,000	2,400,000	2,400,000	2,400,000	Average Investment
Average Interest Rate	0.4500	0.4500	0.4500	0.4500	0.4500	0.4500	0.4500	0.4500	0.4500	0.4500	0.4500	0.4500	0.4500	Average Interest Rate
Earned Interest	887.76	917.28	887.76	917.28	912.34	833.42	916.05	890.22						Earned Interest
Security State Bank & Trust													Security State Bank & Trust	
Certificate of Deposits ... held at face value													Certificate of Deposits ... held at face value	
Amount of Investment	2,650,000	2,650,000	2,650,000	2,650,000	2,650,000	2,650,000	2,650,000	2,650,000	2,650,000	2,650,000	2,650,000	2,650,000	2,650,000	Average Investment
Average Interest Rate	0.3500	0.3500	0.3500	0.3500	0.3500	0.3500	0.3500	0.3500	0.3500	0.3500	0.3500	0.3500	0.3500	Average Interest Rate
Earned Interest	762.36	787.63	762.36	787.63	786.80	712.48	787.76	762.36						Earned Interest

Financial Institution	FY2014												Year To Date	
	Oct	Nov	Dec	Jan	Feb	Mar	Apr	May	Jun	Jul	Aug	Sep		
Blanco National Bank													Blanco National Bank	
Certificate of Deposits ... held at face value													Certificate of Deposits ... held at face value	
Amount of Investment	2,400,000	2,400,000	2,400,000	2,400,000	2,400,000	2,400,000	2,400,000	2,400,000	2,400,000	2,400,000	2,400,000	2,400,000	2,400,000	Average Investment
Average Interest Rate	0.5333	0.5167	0.5042	0.4917	0.4875	0.4792	0.4583	0.4500	0.4500	0.4500	0.4500	0.4500	0.4500	Average Interest Rate
Earned Interest	1,076.62	1,095.57	1,019.12	1,036.14	1,005.73	910.12	985.20	912.39	925.77	887.76	917.28	917.28		Earned Interest
Security State Bank & Trust													Security State Bank & Trust	
Certificate of Deposits ... held at face value													Certificate of Deposits ... held at face value	
Amount of Investment	2,650,000	2,650,000	2,650,000	2,650,000	2,650,000	2,650,000	2,650,000	2,650,000	2,650,000	2,650,000	2,650,000	2,650,000	2,650,000	Average Investment
Average Interest Rate	0.3889	0.3889	0.3889	0.3833	0.3722	0.3667	0.3611	0.3556	0.3556	0.3500	0.3500	0.3500	0.3500	Average Interest Rate
Earned Interest	871.27	874.78	846.61	874.78	852.59	764.27	834.46	792.22	808.99	782.91	787.76	787.76		Earned Interest

Financial Institution	FY2013												Year To Date	
	Oct	Nov	Dec	Jan	Feb	Mar	Apr	May	Jun	Jul	Aug	Sep		
Blanco National Bank													Blanco National Bank	
Certificate of Deposits ... held at face value													Certificate of Deposits ... held at face value	
Amount of Investment	2,400,000	2,400,000	2,400,000	2,400,000	2,400,000	2,400,000	2,400,000	2,400,000	2,400,000	2,400,000	2,400,000	2,400,000	2,400,000	Average Investment
Average Interest Rate	0.6500	0.6458	0.6375	0.6250	0.6208	0.6125	0.6125	0.5833	0.5708	0.5583	0.5500	0.5471	0.5471	Average Interest Rate
Earned Interest	1,282.08	1,324.80	1,273.86	1,299.33	1,267.84	1,148.97	1,248.39	1,167.00	1,188.96	1,125.91	1,146.51	1,129.53		Earned Interest
Security State Bank & Trust													Security State Bank & Trust	
Certificate of Deposits ... held at face value													Certificate of Deposits ... held at face value	
Amount of Investment	2,650,000	2,650,000	2,650,000	2,650,000	2,650,000	2,650,000	2,650,000	2,650,000	2,650,000	2,650,000	2,650,000	2,650,000	2,650,000	Average Investment
Average Interest Rate	0.4778	0.4778	0.4778	0.4667	0.4444	0.4333	0.4333	0.4111	0.4111	0.4000	0.4000	0.4000	0.4000	Average Interest Rate
Earned Interest	1,089.06	1,074.40	1,039.75	1,074.40	1,030.84	917.83	993.69	920.58	942.72	912.36	900.25	900.25		Earned Interest

Financial Institution	FY2012												Year To Date	
	Oct	Nov	Dec	Jan	Feb	Mar	Apr	May	Jun	Jul	Aug	Sep		
Blanco National Bank													Blanco National Bank	
Certificate of Deposits ... held at face value													Certificate of Deposits ... held at face value	
Amount of Investment	2,400,000	2,400,000	2,400,000	2,400,000	2,400,000	2,400,000	2,400,000	2,400,000	2,400,000	2,400,000	2,400,000	2,400,000	2,400,000	Average Investment
Average Interest Rate	0.8458	0.8083	0.7833	0.7458	0.7333	0.7167	0.6750	0.6583	0.6500	0.6500	0.6500	0.6500	0.6500	Average Interest Rate
Earned Interest	1,693.08	1,724.02	1,598.55	1,596.62	1,516.62	1,401.92	1,460.72	1,331.40	1,341.79	1,282.08	1,324.80	1,324.80		Earned Interest
Security State Bank & Trust													Security State Bank & Trust	
Certificate of Deposits ... held at face value													Certificate of Deposits ... held at face value	
Amount of Investment	2,650,000	2,650,000	2,650,000	2,650,000	2,650,000	2,650,000	2,650,000	2,650,000	2,650,000	2,650,000	2,650,000	2,650,000	2,650,000	Average Investment
Average Interest Rate	0.7222	0.7222	0.7222	0.6889	0.6222	0.5889	0.5556	0.5222	0.5222	0.5000	0.5000	0.5000	0.5000	Average Interest Rate
Earned Interest	1,800.00	1,605.23	1,553.43	1,605.23	1,477.83	1,334.81	1,363.18	1,195.90	1,210.30	1,171.25	1,125.37	1,125.37		Earned Interest

GILLESPIE COUNTY TEXAS

Investment Performance Summary
Certificate of Deposits

Financial Institution	FY2011												Year To Date			
	Oct	Nov	Dec	Jan	Feb	Mar	Apr	May	Jun	Jul	Aug	Sep				
Blanco National Bank													Blanco National Bank			
Certificate of Deposits ... held at face value													Certificate of Deposits ... held at face value			
Amount of Investment	2,400,000	2,400,000	2,400,000	2,400,000	2,400,000	2,400,000	2,400,000	2,400,000	2,400,000	2,400,000	2,400,000	2,400,000	2,400,000	2,400,000	2,400,000	Average Investment
Average Interest Rate	1.4625	1.3292	1.2542	1.1938	1.1771	1.1354	1.0313	0.9896	0.9396	0.9104	0.8813	0.8583	0.8583	0.8583	1.0969	Average Interest Rate
Earned Interest	2,979.48	2,981.13	2,621.94	2,556.45	2,422.88	2,185.34	2,312.03	2,034.21	2,017.07	1,853.37	1,855.68	1,796.22	1,796.22	1,796.22	27,615.80	Earned Interest
Security State Bank & Trust													Security State Bank & Trust			
Certificate of Deposits ... held at face value													Certificate of Deposits ... held at face value			
Amount of Investment	2,650,000	2,650,000	2,650,000	2,650,000	2,650,000	2,650,000	2,650,000	2,650,000	2,650,000	2,650,000	2,650,000	2,650,000	2,650,000	2,650,000	2,650,000	Average Investment
Average Interest Rate	1.1333	1.1333	1.1333	1.1000	1.0222	0.9833	0.9333	0.8833	0.8833	0.8333	0.8333	0.8333	0.8333	0.8333	0.9754	Average Interest Rate
Earned Interest	2,447.26	2,541.58	2,459.59	2,541.58	2,411.45	2,129.59	2,280.43	2,021.92	2,051.12	1,984.93	1,860.02	1,860.02	1,860.02	1,860.02	26,589.49	Earned Interest

Financial Institution	FY2010												Year To Date			
	Oct	Nov	Dec	Jan	Feb	Mar	Apr	May	Jun	Jul	Aug	Sep				
Blanco National Bank													Blanco National Bank			
Certificate of Deposits ... held at face value													Certificate of Deposits ... held at face value			
Amount of Investment	2,200,000	2,200,000	2,200,000	2,200,000	2,200,000	2,200,000	2,400,000	2,400,000	2,400,000	2,400,000	2,400,000	2,400,000	2,400,000	2,400,000	2,300,000	Average Investment
Average Interest Rate	2.5886	2.4409	2.3500	2.1795	2.1227	2.0091	1.8083	1.7250	1.6208	1.5792	1.5479	1.5104	1.5104	1.5104	1.9569	Average Interest Rate
Earned Interest	4,775.37	4,836.85	4,413.71	4,390.95	4,057.67	3,597.30	3,753.99	3,567.14	3,516.20	3,197.28	3,218.95	3,155.25	3,155.25	3,155.25	46,480.66	Earned Interest
Security State Bank & Trust													Security State Bank & Trust			
Certificate of Deposits ... held at face value													Certificate of Deposits ... held at face value			
Amount of Investment	400,000	400,000	400,000	400,000	400,000	650,000	2,650,000	2,650,000	2,650,000	2,650,000	2,650,000	2,650,000	2,650,000	2,650,000	1,545,833	Average Investment
Average Interest Rate	1.5750	1.5750	1.5750	1.5750	1.2750	1.2500	1.1333	1.0833	1.0833	1.1389	1.1389	1.1389	1.1389	1.1389	1.2951	Average Interest Rate
Earned Interest	673.99	535.06	517.82	535.06	532.05	394.25	677.32	2,441.10	2,193.21	2,202.74	2,528.82	2,528.83	2,528.83	2,528.83	15,760.25	Earned Interest

Financial Institution	FY2009												Year To Date			
	Oct	Nov	Dec	Jan	Feb	Mar	Apr	May	Jun	Jul	Aug	Sep				
Blanco National Bank													Blanco National Bank			
Certificate of Deposits ... held at face value													Certificate of Deposits ... held at face value			
Amount of Investment	1,700,000	1,700,000	1,700,000	1,700,000	1,700,000	1,700,000	2,200,000	2,200,000	2,200,000	2,200,000	2,200,000	2,200,000	2,200,000	2,200,000	1,950,000	Average Investment
Average Interest Rate	4.0412	3.6618	3.5353	3.2294	3.1500	3.0147	2.8682	2.7864	2.7864	2.7455	2.6932	2.6409	2.6409	2.6409	3.0961	Average Interest Rate
Earned Interest	5,810.95	5,834.80	5,116.43	5,104.40	4,634.27	4,136.41	4,352.75	5,385.78	5,206.30	5,038.38	5,129.86	5,032.19	5,032.19	5,032.19	60,782.52	Earned Interest
Security State Bank & Trust													Security State Bank & Trust			
Certificate of Deposits ... held at face value													Certificate of Deposits ... held at face value			
Amount of Investment	900,000	900,000	900,000	900,000	900,000	900,000	400,000	400,000	400,000	400,000	400,000	400,000	400,000	400,000	650,000	Average Investment
Average Interest Rate	3.0300	3.0300	3.0300	3.0300	2.4300	2.4300	2.2875	2.0500	2.0500	2.0500	2.0500	2.0500	2.0500	2.0500	2.4598	Average Interest Rate
Earned Interest	1,984.94	2,305.90	2,231.52	2,305.90	2,297.68	1,860.84	2,051.10	752.07	696.44	673.99	696.44	696.44	696.44	696.44	18,553.26	Earned Interest

Financial Institution	FY2008												Year To Date			
	Oct	Nov	Dec	Jan	Feb	Mar	Apr	May	Jun	Jul	Aug	Sep				
Blanco National Bank													Blanco National Bank			
Certificate of Deposits ... held at face value													Certificate of Deposits ... held at face value			
Amount of Investment	1,600,000	1,600,000	1,600,000	1,600,000	1,600,000	1,700,000	1,700,000	1,700,000	1,700,000	1,700,000	1,700,000	1,700,000	1,700,000	1,700,000	1,658,333	Average Investment
Average Interest Rate	5.5531	5.4875	5.4656	5.2313	5.1219	4.9382	4.8206	4.5559	4.5559	4.4235	4.2912	4.1588	4.1588	4.1588	4.8836	Average Interest Rate
Earned Interest	7,331.57	7,546.16	7,216.49	7,427.24	7,085.44	6,534.39	7,129.97	6,735.65	6,577.93	6,365.77	6,386.84	6,195.75	6,195.75	6,195.75	82,533.20	Earned Interest
Security State Bank & Trust													Security State Bank & Trust			
Certificate of Deposits ... held at face value													Certificate of Deposits ... held at face value			
Amount of Investment	300,000	300,000	800,000	800,000	800,000	300,000	800,000	800,000	800,000	800,000	800,000	800,000	800,000	800,000	675,000	Average Investment
Average Interest Rate	5.4483	5.4483	5.0863	4.6288	3.4463	3.9283	3.6963	3.0375	3.0375	3.0375	3.0375	3.0375	3.0375	3.0375	3.9058	Average Interest Rate
Earned Interest	1,343.43	1,388.20	1,343.43	3,288.46	3,050.05	2,293.02	1,000.92	2,201.52	2,051.10	1,984.94	2,051.10	2,051.10	2,051.10	2,051.10	24,047.27	Earned Interest

GILLESPIE COUNTY TEXAS

Investment Performance Summary
Certificate of Deposits

Financial Institution	FY2007												Year To Date
	Oct	Nov	Dec	Jan	Feb	Mar	Apr	May	Jun	Jul	Aug	Sep	
Blanco National Bank													Blanco National Bank
Certificate of Deposits ... held at face value													Certificate of Deposits ... held at face value
Amount of Investment	1,300,000	1,400,000	1,400,000	1,600,000	1,600,000	1,600,000	1,600,000	1,600,000	1,600,000	1,600,000	1,600,000	1,600,000	1,541,667 Average Investment
Average Interest Rate	5.1615	5.3143	5.3679	5.4563	5.5000	5.5313	5.5563	5.5655	5.5875	5.5875	5.5813	5.5750	5.4820 Average Interest Rate
Earned Interest	5,404.13	5,698.91	6,115.12	6,382.63	7,352.09	6,813.15	7,516.46	7,306.91	7,592.89	7,348.01	7,592.89	7,584.39	82,707.58 Earned Interest
Security State Bank & Trust													Security State Bank & Trust
Certificate of Deposits ... held at face value													Certificate of Deposits ... held at face value
Amount of Investment	200,000	200,000	200,000	200,000	300,000	300,000	300,000	300,000	300,000	300,000	300,000	300,000	266,667 Average Investment
Average Interest Rate	5.0950	5.0950	5.0950	5.0950	5.4167	5.4167	5.4167	5.4483	5.4483	5.4483	5.4483	5.4483	5.3226 Average Interest Rate
Earned Interest	837.54	865.46	837.54	865.46	865.46	1,246.58	1,380.15	1,335.62	1,388.20	1,343.43	1,388.20	1,388.20	13,741.84 Earned Interest

Financial Institution	FY2006												Year To Date
	Oct	Nov	Dec	Jan	Feb	Mar	Apr	May	Jun	Jul	Aug	Sep	
Blanco National Bank													Blanco National Bank
Certificate of Deposits ... held at face value													Certificate of Deposits ... held at face value
Amount of Investment	1,200,000	1,200,000	1,200,000	1,200,000	1,200,000	1,200,000	1,300,000	1,300,000	1,300,000	1,300,000	1,300,000	1,300,000	1,250,000 Average Investment
Average Interest Rate	3.0933	3.2767	3.6058	4.0142	4.1808	4.3290	4.3885	4.6731	4.6731	4.8080	4.9385	5.0680	4.2541 Average Interest Rate
Earned Interest	3,050.96	3,339.50	3,556.44	3,883.06	4,091.15	3,848.66	4,412.19	4,689.04	4,726.43	4,993.12	5,308.21	5,455.61	51,354.37 Earned Interest
Security State Bank & Trust													Security State Bank & Trust
Certificate of Deposits ... held at face value													Certificate of Deposits ... held at face value
Amount of Investment	100,000	100,000	100,000	100,000	100,000	100,000	100,000	200,000	200,000	200,000	200,000	200,000	141,667 Average Investment
Average Interest Rate	3.0000	3.0000	3.0000	3.0000	5.0000	5.0000	5.0000	5.0950	5.0950	5.0950	5.0950	5.0950	4.3729 Average Interest Rate
Earned Interest	246.58	254.80	246.58	254.80	254.80	383.56	424.66	410.96	865.46	837.54	865.46	865.46	5,910.66 Earned Interest

Financial Institution	FY2005												Year To Date
	Oct	Nov	Dec	Jan	Feb	Mar	Apr	May	Jun	Jul	Aug	Sep	
Blanco National Bank													Blanco National Bank
Certificate of Deposits ... held at face value													Certificate of Deposits ... held at face value
Amount of Investment	1,200,000	1,200,000	1,200,000	1,200,000	1,200,000	1,200,000	1,200,000	1,200,000	1,200,000	1,200,000	1,200,000	1,200,000	1,200,000 Average Investment
Average Interest Rate	1.8470	1.8600	1.8808	1.8808	2.0558	2.1558	2.2742	2.2742	2.5408	2.6575	2.8017	2.9267	2.2629 Average Interest Rate
Earned Interest	1,814.02	1,895.70	1,855.10	1,916.93	2,095.26	1,984.55	2,288.18	2,243.02	2,583.80	2,626.85	2,855.39	2,985.79	25,049.33 Earned Interest
Security State Bank & Trust													Security State Bank & Trust
Certificate of Deposits ... held at face value													Certificate of Deposits ... held at face value
Amount of Investment					100,000	100,000	100,000	100,000	100,000	100,000	100,000	100,000	100,000 Average Investment
Average Interest Rate					3.0000	3.0000	3.0000	3.0000	3.0000	3.0000	3.0000	3.0000	3.0000 Average Interest Rate
Earned Interest					0.00	230.14	230.14	246.58	254.80	246.58	254.80	254.80	1,717.84 Earned Interest

GILLESPIE COUNTY, TEXAS Portfolio Asset Summary By Investment Type

As of May 31, 2015
Of Funds Managed By County Treasurer Office

Texas Class Investment Service for Public Funds Investment Pool	Financial Institution Account / Investment Type	Cash Balances As Of May 31, 2015
	GOB Series 2013 ... Jail Project	682,541.40 682,541.40 682,541.40
Blanco National Bank		
Certificate of Deposit - General Fund (10)		
	0.45% per annum, paid monthly .. maturity 11.07.2015	100,000.00
	0.45% per annum, paid monthly .. maturity 02.11.2016	100,000.00
	0.45% per annum, paid monthly .. maturity 01.02.2016	100,000.00
	0.45% per annum, paid monthly .. maturity 07.19.2015	100,000.00
	0.45% per annum, paid monthly .. maturity 03.07.2016	100,000.00
	0.45% per annum, paid monthly .. maturity 09.07.2015	100,000.00
	0.45% per annum, paid monthly .. maturity 10.07.2015	100,000.00
	0.45% per annum, paid monthly .. maturity 05.28.2016	100,000.00
	0.45% per annum, paid monthly .. maturity 08.02.2015	100,000.00
	0.45% per annum, paid monthly .. maturity 11.02.2015	100,000.00
	0.45% per annum, paid monthly .. maturity 12.02.2015	100,000.00
	0.45% per annum, paid monthly .. maturity 04.18.2016	100,000.00
	0.45% per annum, paid monthly .. maturity 11.22.2015	100,000.00
	0.45% per annum, paid monthly .. maturity 01.30.2016	100,000.00
	0.45% per annum, paid monthly .. maturity 01.30.2016	100,000.00
	0.45% per annum, paid monthly .. maturity 03.05.2016	100,000.00
	0.45% per annum, paid monthly .. maturity 04.01.2016	100,000.00
	0.45% per annum, paid monthly .. maturity 12.01.2015	100,000.00
	0.45% per annum, paid monthly .. maturity 04.01.2016	100,000.00
	0.45% per annum, paid monthly .. maturity 04.01.2016	100,000.00
	0.45% per annum, paid monthly .. maturity 04.15.2016	100,000.00
	0.45% per annum, paid monthly .. maturity 06.01.2015	100,000.00
	0.45% per annum, paid monthly .. maturity 06.15.2015	100,000.00
Total		2,400,000.00 2,400,000.00 2,400,000.00

GILLESPIE COUNTY, TEXAS

Portfolio Asset Summary vs. Security Holdings
As of May 31, 2015

For Funds Held by the County Treasurer and All Fee Offices

Financial Institution Account / Investment Type	Cash Balances as of May 31, 2015		Financial Institution Pledge / Security Holdings
Security State Bank & Trust County Depository	Account Balances		Pledge / Security Holdings
County Treasurer Managed Accounts			
Checking Accounts			
General Checking ... multi-fund account	5,876.73		
COB Series 2001, GORefunding 2010 Interest & Sinking	32,267.44		
County Attorney Hot Check Fund	17,026.80		
Appellate Judicial	90.06		
Justice of Peace No 1	33,290.03		
Justice of Peace No 2	17,797.75		
County Clerk Operating	36,263.85		
District Clerk Operating	78,444.55		
GOB Series 2013 ... Jail Project	1.00		
GOB Series 2013 ... Interest & Sinking	<u>400,170.32</u>	<u>621,228.53</u>	
Sweep Account			
General Sweep Account ... multi-fund account	9,538,669.85		
GOB Series 2013 Sweep Account ... Jail Project	<u>173,276.20</u>	<u>9,711,946.05</u>	
County Treasurer Managed Investments			
Certificates of Deposit .. General Fund (10.)			
0.35% per annum, paid monthly .. maturity 02.11.2016	100,000.00		
0.35% per annum, paid monthly .. maturity 05.02.2016	100,000.00		
0.35% per annum, paid monthly .. maturity 02.28.2016	100,000.00		
0.35% per annum, paid monthly .. maturity 10.29.2015	100,000.00		
0.35% per annum, paid monthly .. maturity 03.04.2016	250,000.00		
0.35% per annum, paid monthly .. maturity 04.01.2016	500,000.00		
0.35% per annum, paid monthly .. maturity 07.01.2015	500,000.00		
0.35% per annum, paid monthly .. maturity 10.01.2015	500,000.00		
0.35% per annum, paid monthly .. maturity 01.01.2016	<u>500,000.00</u>	<u>2,650,000.00</u>	

GILLESPIE COUNTY, TEXAS

Portfolio Asset Summary vs. Security Holdings
As of May 31, 2015

For Funds Held by the County Treasurer and All Fee Offices

Financial Institution Account / Investment Type	Cash Balances as of May 31, 2015				Financial Institution Pledge / Security Holdings
TexPool					
Investment Service for Public Funds	Account Balances				Pledge / Security Holdings
County Treasurer Managed Investments					
Investment Pool Accounts					
General ... multi-fund account	3,484,087.53				
Interest & Sinking - COB Series 2001/GOB Series 2010	709.99				
District Clerk Holding	517,153.64				
County Clerk Holding	120,516.47				
GOB Series 2013 ... Jail Project	101,021.86	4,223,489.49	4,223,489.49	4,223,489.49	4,223,489.49
					Net Asset Value ... TexPool seeks to maintain a net asset value of \$1.00 (+/- 0.005 allowable) and is designed to be used for investments of funds which may be needed at any time. May 31, 2015, net asset value 1.00006
Texas Class					
Investment Service for Public Funds	Account Balances				Pledge / Security Holdings
County Treasurer Managed Investments					
Investment Pool Account					
GOB Series 2013 ... Jail Project	682,541.40	682,541.40	682,541.40	682,541.40	682,541.40
					Net Asset Value ... Texas Class seeks to maintain a net asset value of \$1.00 (+/- 0.005 allowable) and is designed to be used for investments of funds which may be needed at any time. May 31, 2015, net asset value 1.00

GILLESPIE COUNTY, TEXAS

Portfolio Asset Summary vs. Security Holdings
As of May 31, 2015

For Funds Held by the County Treasurer and All Fee Offices

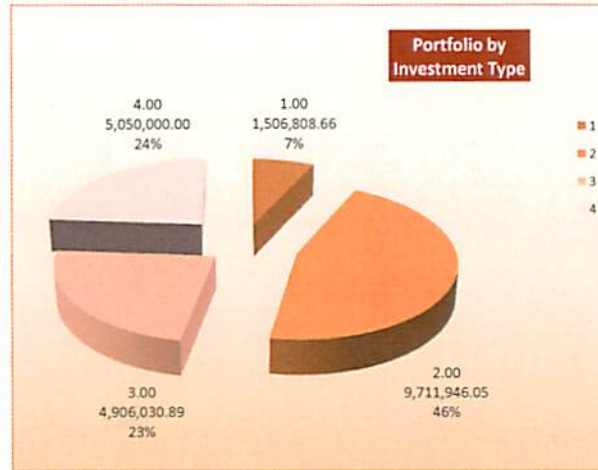
Financial Institution Account / Investment Type	Cash Balances as of May 31, 2015			Financial Institution Pledge / Security Holdings
Blanco National Bank	Account Balances			Pledge / Security Holdings
County Treasurer Managed Investments				
Certificates of Deposit .. General Fund (10.)				
0.45% per annum, paid monthly .. maturity 11.07.2015	100,000.00			
0.45% per annum, paid monthly .. maturity 02.11.2016	100,000.00			
0.45% per annum, paid monthly .. maturity 01.02.2016	100,000.00			
0.45% per annum, paid monthly .. maturity 07.19.2015	100,000.00			
0.45% per annum, paid monthly .. maturity 03.07.2016	100,000.00			
0.45% per annum, paid monthly .. maturity 09.07.2015	100,000.00			
0.45% per annum, paid monthly .. maturity 10.07.2015	100,000.00			
0.45% per annum, paid monthly .. maturity 05.28.2016	100,000.00			
0.45% per annum, paid monthly .. maturity 05.28.2016	100,000.00			
0.45% per annum, paid monthly .. maturity 08.02.2015	100,000.00			
0.45% per annum, paid monthly .. maturity 11.02.2015	100,000.00			
0.45% per annum, paid monthly .. maturity 12.02.2015	100,000.00			
0.45% per annum, paid monthly .. maturity 04.18.2016	100,000.00			
0.45% per annum, paid monthly .. maturity 11.22.2015	100,000.00			
0.45% per annum, paid monthly .. maturity 01.30.2016	100,000.00			
0.45% per annum, paid monthly .. maturity 01.30.2016	100,000.00			
0.45% per annum, paid monthly .. maturity 03.05.2016	100,000.00			
0.45% per annum, paid monthly .. maturity 04.01.2016	100,000.00			
0.45% per annum, paid monthly .. maturity 12.01.2015	100,000.00			
0.45% per annum, paid monthly .. maturity 04.01.2016	100,000.00			
0.45% per annum, paid monthly .. maturity 04.01.2016	100,000.00			
0.45% per annum, paid monthly .. maturity 04.15.2016	100,000.00			3,191,493.35 BNB Pledged Securities. par value
0.45% per annum, paid monthly .. maturity 06.01.2015	100,000.00			3,409,266.06 BNB Pledged Securities. book value
0.45% per annum, paid monthly .. maturity 06.15.2015	100,000.00			3,429,206.06 BNB Pledged Securities. fair market value
	2,400,000.00	2,400,000.00	3,679,206.06	250,000.00 FDIC Coverage @ BNB

GILLESPIE COUNTY, TEXAS

Portfolio Asset Summary vs. Security Holdings
As of May 31, 2015

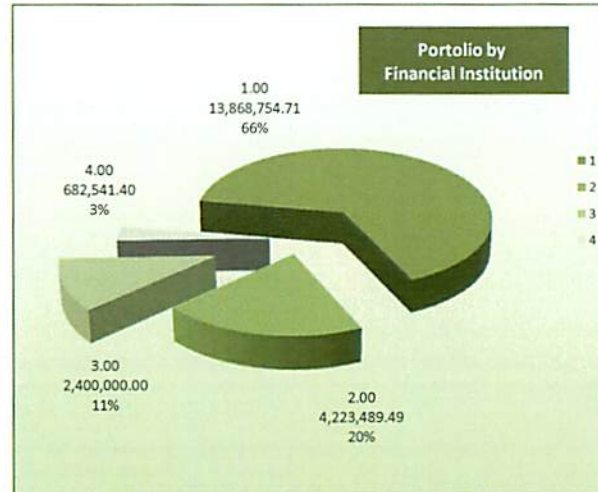
For Funds Held by the County Treasurer and All Fee Offices

Financial Institution Account / Investment Type	Cash Balances as of May 31, 2015	Financial Institution Pledge / Security Holdings
Total Assets	As Of May 31, 2015 21,174,785.60	30,113,482.40 As Of May 31, 2015 Total Securities



Portfolio by Investment Type As of May 31, 2015

1	1,506,808.66	Checking Accounts
2	9,711,946.05	Sweep Accounts
3	4,906,030.89	Investment Pools
4	5,050,000.00	Certificates of Deposit
21,174,785.60		Total



Portfolio by Financial Institution As of May 31, 2015

1	13,868,754.71	Security State Bank & Trust
2	4,223,489.49	TexPool
3	2,400,000.00	Blanco National Bank
4	682,541.40	Texas Class
21,174,785.60		Total

GILLESPIE COUNTY, TEXAS

Portfolio Asset Summary vs. Security Holdings
As of May 31, 2015

For Funds Held by the County Treasurer and All Fee Offices

Financial Institution
Account / Investment Type

Cash Balances as of
May 31, 2015

Financial Institution
Pledge / Security Holdings

Deposit and Investment

Risk Disclosure

General Statement ... The County continues to take a conservative approach to investment of county funds. Investment strategies are built on cash flow versus fund name. County funds are predominantly invested in TexPool ... an investment service for public funds ... and certificate of deposits. Depository interest-bearing checking accounts are used more as clearing accounts than a type of investment.

The General Checking Account (multi-fund account) ... interest-bearing, with a one dollar (\$1.00) threshold ... is attached to a sweep account with a \$25,000.00 required minimum balance. This holds the same for the GOB Series 2013 Account ... it is interest-bearing, with a one dollar (\$1.00) threshold ... and is attached to a sweep account with a \$25,000.00 required minimum balance.

Custodial Risk All deposits/investments with any banking institution are collateralized over 100%, all collateral (exclusive FDIC coverage) is placed with a third party that is not a depository of the County, and collateral is pledged to Gillespie County.

Interest Rate Risk The County does not have a formal investment policy that limits investment maturities as a means of managing its exposure to fair value losses arising from changing interest rates.

At May 31, 2015, the County had no investments other than those in an investment pool that would be effected.

Certificates of Deposit are normally held at one year maturities and maturity dates are staggered. Occasionally CD's are originally invested for periods of less or over a year to optimize a staggered portfolio. CD's are held at face values with interests paid to the County monthly.

Credit Risk ... At May 31, 2015, the County has no investments in commercial paper, corporate bonds, mutual funds.

At May 31, 2015, TexPool was rated AAAm by Standard & Poor's.

At May 31, 2015, Texas Class was rated AAAm by Standard & Poor's.

Concentration of Credit Risk The County does not place any limit on the amount the County may invest with any type of investment or issuer.

However, considering the current economy the County has kept lower concentrations in any one issuer.

At May 31, 2015, the County had its assets/investments invested by investment type

23.1692	% in investment pools
23.8491	% in certificate of deposit(s)
7.1161	% in checking, money market, passbook accounts
45.8656	% in sweep accounts

At May 31, 2015, the County had its assets/investments invested by issuer

19.9458	% in TexPool
65.4966	% in Security State Bank & Trust
11.3342	% in Blanco National Bank
3.2234	% in Texas Class

FY2014-2015
Gillespie County, Texas
County Treasurer Monthly Financial Statement
Of Funds Managed by County Treasurer




For the Period Ended May 31, 2015

Laura Lundquist, C.C.T., C.I.O.
Gillespie County Treasurer

Maintenance & Operating, COB/GOB, Special Revenue, Special Revenue..Grants, Trust and Agency						
Month	04.30.2015					05.31.2015
To Date	Cash Balance	Receipts	Disbursements	Allocations	Adjustments	Cash Balance
M&O	16,212,540.12	572,894.64	968,204.17			15,817,230.59
COB ... GOB Operating	984,284.54	123.42	27,567.50			956,840.46
COB ... GOB I&S	429,658.31	3,489.44				433,147.75
Special Revenue	1,587,952.33	85,380.55	22,719.22			1,650,613.66
Special Revenue ... Grants	75,733.11					75,733.11
Trust and Agency	573,504.19	117,272.08	89,583.90			601,192.37
Totals	19,863,672.60	779,160.13	1,108,074.79	0.00	0.00	19,534,757.94
County Funds						
Year	09.30.2014					05.31.2015
To Date	Cash Balance	Receipts	Disbursements	Allocations	Adjustments	Cash Balance
M&O	10,671,669.71	14,678,265.89	9,532,705.01			15,817,230.59
COB ... GOB Operating	5,249,856.00	21,277.68	4,314,293.22			956,840.46
COB ... GOB I&S	217,647.17	1,159,995.58	944,495.00			433,147.75
Special Revenue	1,574,226.08	623,322.86	546,935.28			1,650,613.66
Special Revenue ... Grants	75,733.11					75,733.11
Trust and Agency	676,464.93	1,050,563.42	1,125,835.98			601,192.37
Totals	18,465,597.00	17,533,425.43	16,464,264.49	0.00	0.00	19,534,757.94
County Funds						

Clerks of the Courts Trust Funds						
Month	04.30.2015					05.31.2015
To Date	Cash Balance	Receipts	Disbursements	Allocations	Adjustments	Cash Balance
District Clerk Trust	519,129.35	24.29	2,000.00			517,153.64
County Clerk Trust	120,510.75	5.72				120,516.47
Totals	639,640.10	30.01	2,000.00	0.00	0.00	637,670.11
Clerk Trusts						
Year	09.30.2014					05.31.2015
To Date	Cash Balance	Receipts	Disbursements	Allocations	Adjustments	Cash Balance
District Clerk Trust	519,956.80	148.31	2,951.47			517,153.64
County Clerk Trust	120,482.05	34.42				120,516.47
Totals	640,438.85	182.73	2,951.47	0.00	0.00	637,670.11
Clerk Trusts						

Respectfully submitted,



Laura Lundquist, C.C.T., C.I.O.
Gillespie County Treasurer

The State of Texas, County of Gillespie

Before me, the undersigned authority, this day personally appeared Laura Lundquist, County Treasurer, to me well known, who, being duly sworn, desposes and says that the above and foregoing report is true and correct.

Witness my hand and seal of this office, this _____ day of _____, _____ A.D.

Mary Lynn Rusche, County Clerk
County of Gillespie, State of Texas

Compared, examined, and accepted in open Commissioners Court this _____ day of _____, _____ A.D.

Mark Stroehrer, County Judge

Curtis Cameron, Commissioner Pct No 1

William A. Roeder, Commissioner Pct No 2

Calvin Ransleben, Commissioner Pct No 3

Donald W. Schuch, Commissioner Pct No 4