



FY2018-2019

GILLESPIE COUNTY, TEXAS

COUNTY TREASURER MONTHLY FINANCIAL REPORT

For The Period Ended
October 31, 2018
Unaudited

LAURA LUNDQUIST, CCT, CIO
GILLESPIE COUNTY TREASURER

1. **Cash/Investment Balances All Funds**
For Period Ended October 31, 2018
2. **Statement of Receipts, Disbursements, Electronic Funds Transfers, Payroll, Interfund Allocations, Adjustments, and Investments All Funds**
Month to Date by Fund
3. **Statement of Receipts, Disbursements, Electronic Funds Transfers, Payroll, Interfund Allocations, Adjustments, and Investments All Funds**
Fiscal Year to Date by Fund
4. **Statement of Maintenance & Operating Funds**
FY2005 through October 31, 2018
General Fund
Road & Bridge Funds ... County Wide, Precinct No 1, Precinct No 2, Precinct No 3, Precinct No 4
5. **Fund Cash/Investment Balance Comparison by Fiscal Year by Fund**
Active and Inactive Funds
FY2004 through October 31, 2018
6. **Overall Cash/Investment Balance Comparison by Month**
FY1985 through October 31, 2018
7. **County Sales Tax ... Effective January 01, 1988**
Allocation Summary of Sales Tax Receipts
1988 through October 31, 2018
8. **Hotel Occupancy Tax (HOT) ... Effective January 01, 2007**
Summary of HOT Receipts and Expenditures
For the Period of January 01, 2007 through October 31, 2018
9. **Certificates of Obligation Bonds ... Interest & Sinking**
Statement of Bond Redemptions & Interest Payment Schedule
GO Refunding Bonds, Series 2010
Refunding of COB Series 2001, Post Office & Clinic Building Properties
10. **General Obligation Bonds ... Interest & Sinking**
Statement of Bond Redemptions & Interest Payment Schedule
GOB Series 2013, Jail Construction Project



11. Lease / Purchase Finance Capital Equipment
Statement of Principal & Interest Payment Schedule
Road & Bridge Departments – Contract No 6451, September.2013
 - o Countywide
 - o Precinct No 1
 - o Precinct No 2
 - o Precinct No 3
 - o Precinct No 4

12. Lease / Purchase Finance Capital Equipment
Statement of Principal & Interest Payment Schedule
Road & Bridge Departments – Contract No 7756, June.2017
 - o Countywide
 - o Precinct No 1
 - o Precinct No 2
 - o Precinct No 3
 - o Precinct No 4

13. Lease / Purchase Finance Capital Equipment
Statement of Principal & Interest Payment Schedule
Road & Bridge Departments – Contract No , December.2017
 - o Countywide
 - o Precinct No 1
 - o Precinct No 2
 - o Precinct No 3
 - o Precinct No 4

14. Public Property Finance ... Law Enforcement Radio System Upgrade
Statement of Principal & Interest Payment Schedule
Sheriff Office --- Contract No 6774, October.2014

15. District Clerk Trust Funds ... Statement of Holding in Trust Funds As Managed by County Treasurer
As of October 31, 2018

16. County Clerk Trust Funds ... Statement of Holding in Trust Funds As Managed by County Treasurer
As of October 31, 2018

16. Investment Performance Summary ... Certificate(s) of Deposit
As of October 31, 2018

17. County Treasurer Portfolio Asset Summary by Investment Type
As of October 31, 2018

18. County Portfolio Asset Summary vs Security Holdings
As of October 31, 2018

19. Detailed Listing of Receipts to All Funds
For October.2018

20. Detailed Listing of Disbursements from All Funds
For October.2018

21. Detailed Listing of Electronic Funds Transfers from All Funds
For October.2018

22. Detailed Listing of Interfund Allocations to/from All Funds
For October.2018



23. Detailed Listing of Payroll Distribution All Funds
For October.2018
24. Financial Summary Recap Affidavit
As of October 31, 2018

GILLESPIE COUNTY, TEXAS

Cash and Investment Balances All Funds Managed by County Treasurer

For Period Ended October 31, 2018

FUNDS LISTING BY CATEGORY		
GENERAL and ROAD & BRIDGE FUNDS		CASH and INVESTMENTS
Maintenance & Operating Funds		
General Fund	9,647,735.00	
Road & Bridge Funds ...		
County Wide	1,228,108.81	
Precinct No 1	144,962.90	
Precinct No 2	287,964.43	
Precinct No 3	216,336.71	
Precinct No 4	<u>316,254.02</u>	
Sub-total Road & Bridge Funds	2,193,626.87	<u>11,841,361.87</u>
SPECIAL REVENUE FUNDS		
Law Library	5,851.29	
Lateral Road ...		
Precinct No 1	5,035.57	
Precinct No 2	5,060.61	
Precinct No 3	5,035.57	
Precinct No 4	5,035.56	
Sub-total Lateral Road Funds	20,167.31	
Probate ...		
Training	6,423.35	
Guardianship Program	35,706.98	
Sub-total Probate Funds	42,130.33	
Court Reporter Service	3,007.80	
County Records Management	40,023.22	
County Clerk Records Management	171,706.66	
Sheriff Forfeiture	35,417.58	
Sheriff Abandoned Vehicle	1,238.16	
Sheriff Equitable Sharing	1,238.63	
Justice Court Bldg Security	5,936.64	
Courthouse Security	54,390.35	
District Clerk Records Management	12,479.34	
County & District Court Technology	28,990.58	
Occupancy Tax	656,300.54	
Pretrial Intervention	147,525.71	
Justice Court Technology	139,416.77	
Airport Operating	41,597.64	
LEOSE Training--Sheriff	4,122.21	
LEOSE Training--Constable No 1	9,524.04	
LEOSE Training--Constable No 2	7,951.64	
Tax Assessor - M V I	<u>106.75</u>	<u>1,429,123.19</u>
SPECIAL REVENUE FUNDS ... GRANTS		
Grants ... General, Energy Efficiency	0.00	
Grants ... Law Enforcement, Emergency Services P25 Compliant Radio	0.00	
PML Loan Star Library	0.00	
PML PAC-Pug	0.00	
Airport Capital Project Grant	<u>15.18</u>	<u>15.18</u>

GILLESPIE COUNTY, TEXAS
Cash and Investment Balances
All Funds Managed by County Treasurer
For Period Ended October 31, 2018

FUNDS LISTING BY CATEGORY <small>(continued)</small>			
CERTIFICATES OF OBLIGATION BONDS			
and			
GENERAL OBLIGATION BONDS			
...			
Operating Accounts			
GOB Series 2013 ... Jail Project	190,575.64	190,575.64	
CERTIFICATES OF OBLIGATION BONDS			
and			
GENERAL OBLIGATION BONDS			
...			
Interest & Sinking Accounts			
COB Series 2001/GOB Refunding Series 2010 ... Interest & Sinking	32,005.61		
GOB Series 2013 ... Interest & Sinking	93,138.94	125,144.55	
CAPITAL PROJECT FUNDS			
Capital Improvements / Maintenance	6,622,319.58	6,622,319.58	
TRUST and AGENCY FUNDS			
Criminal Justice	1,143.86		
Waste Water (State Fee)	420.00		
County Attorney Hot Check	16,211.36		
McDermott (PML)	113,405.73		
Breiten (PML)	187,801.14		
Justice Of The Peace No. 1	32,932.42		
Justice Of The Peace No. 2	13,290.48		
Appellate Judicial System	1,350.61		
Alternative Dispute Resolution	1,635.80		
Unclaimed Monies	33,248.51		
County Clerk Operating	58,933.08		
District Clerk Operating	53,824.96	514,197.95	20,722,737.96
FUNDS PENDING RELEASE			
Check(s) pending release	0.00		
EFT(s) pending release	0.00	0.00	0.00
CHANGE FUNDS			
General Fund (F.10) ... cash provider to various offices	3,000.00		
Sheriff Seizure Fund (F.30)	2,183.00		
County Attorney Hot Check Fund (F.80)	50.00	5,233.00	5,233.00

GILLESPIE COUNTY, TEXAS
Cash and Investment Balances
All Funds Managed by County Treasurer
For Period Ended October 31, 2018

FUNDS LISTING BY CATEGORY <small>(continued)</small>				
UNALLOCATED MONIES				
Checking Accounts				
General (multi-fund)	10.00			
COB2001/Ref2010 I&S	0.00			
GOB 2013 Project	0.00			
GOB2013 I&S	0.00			
County Attorney	0.00			
Justice of Peace No 1	2,413.50			
Justice of Peace No 2	514.00			
District Clerk Operating	0.00			
County Clerk Operating	282.00	<u>3,219.50</u>		
Investment Pools ... Investment Service For Public Funds				
TexPool ... General (multi-fund)	0.00			
TexPool ... COB Series 2001/GOB Series 2010 Interest & Sinking	0.00			
TexPool ... GOB Series 2013 Jail Project	0.00			
Texas Class ... GOB Series 2013 Jail Project	0.00	<u>0.00</u>		
Other Unallocated Funds				
none reported	0.00	<u>0.00</u>	<u>3,219.50</u>	<u>20,731,190.46</u>

GILLESPIE COUNTY, TEXAS

**Cash and Investment Balances
 All Funds Managed by County Treasurer**

For Period Ended October 31, 2018

CHECKING and INVESTMENT ACCOUNTS		
CHECKING ACCOUNTS		
GENERAL OPERATING ... Interest Bearing Checking	1.02	
Cash On Hand	0.00	
Deposit In Process	53,484.21	
Deposit In Process	18.00	
Deposit In Process	0.00	
Deposit In Process	0.00	
ACH In Process	0.00	
Wire In Process	0.00	
ACH Reversals In Process	0.00	
Online Transfer ... to COB2001/Ref2010 I&S	(1,667.47)	
Online Transfer ... to GOB 2013 I&S	(9,537.87)	
Online Transfer ... from County Clerk Operating	0.00	
Online Transfer ... from District Clerk Operating	0.00	
Online Transfer ... from Justice No 1 Operating	0.00	
Online Transfer ... from Justice No 2 Operating	0.00	
Outstanding Financial Checks	(87,385.27)	
Outstanding Payroll Checks	(1,429.74)	
Outstanding Financial Checks	0.00	
Check(s) pending release	0.00	<u>(46,517.12)</u>
GENERAL OPERATING ... Interest Bearing Sweep Account		
Sweep of General Operating Checking	<u>10,192,205.53</u>	<u>10,192,205.53</u>
COB Series 2001 / GORefunding Series 2010 INTEREST & SINKING Checking	1.00	
Cash On Hand	0.00	
Online Transfer ... from General Fund	1,667.47	
Online Transfer ... to GOB Series 2013	0.00	
Outstanding Checks	0.00	<u>1,668.47</u>
COB Series 2001 / GORefunding Series 2010 INTEREST & SINKING ... Interest Bearing Sweep Account		
Sweep of General Operating Checking	<u>30,337.14</u>	<u>30,337.14</u>
COUNTY ATTORNEY HOT CHECK ... Interest Bearing Checking	19,805.77	
Cash On Hand	0.00	
Deposit In Process	0.00	
Outstanding Checks	(3,594.41)	<u>16,211.36</u>
JUSTICE OF THE PEACE No 1 ... Interest Bearing Checking	36,220.90	
Cash On Hand	0.00	
Deposit In Process	480.00	
Deposit In Process	0.00	
Online Transfer ... to General Checking	0.00	
Outstanding Checks	(1,354.98)	<u>35,345.92</u>

GILLESPIE COUNTY, TEXAS
Cash and Investment Balances
All Funds Managed by County Treasurer
For Period Ended October 31, 2018

CHECKING and INVESTMENT ACCOUNTS (continued)			
CHECKING ACCOUNTS ... Continued			
JUSTICE OF THE PEACE No 2 ... Interest Bearing Checking	13,843.47		
Cash On Hand	0.00		
Deposit In Process	75.00		
Deposit In Process	0.00		
Online Transfer ... to General Checking	0.00		
Outstanding Checks	<u>(113.99)</u>	<u>13,804.48</u>	
COUNTY CLERK ... Interest Bearing Checking	62,137.66		
Cash On Hand	0.00		
Deposit In Process	1,104.75		
Deposit In Process	0.00		
Deposit In Process	0.00		
Deposit In Process	0.00		
On-line Credit Card Payment In Process	37.00		
Online Transfer ... to General Checking	0.00		
Outstanding Checks ... checks outstanding prior to 10/01/2009	(108.50)		
Outstanding Checks ... outstanding checks post 09/30/2009	<u>(3,935.83)</u>	<u>59,235.08</u>	
DISTRICT CLERK ... Interest Bearing Checking	77,446.48		
Cash On Hand	0.00		
Deposit In Process	443.00		
Deposit In Process	0.00		
Online Transfer ... to General Checking	0.00		
Outstanding Checks ... checks outstanding prior to 10/01/2009	(4,361.86)		
Outstanding Checks ... outstanding checks post 09/30/2009	<u>(19,702.66)</u>	<u>53,824.96</u>	
GOB SERIES 2013 - Jail Project ... Interest Bearing Checking	1.00		
Cash On Hand	0.00		
Deposit In Process	0.00		
Outstanding Checks	<u>0.00</u>	<u>1.00</u>	
GOB SERIES 2013 - Jail Project ... Interest Bearing Sweep Account			
Sweep of GOB 2013 Jail Project Checking	<u>28,177.83</u>	<u>28,177.83</u>	
GOB SERIES 2013 - Interest & Sinking ... Interest Bearing Checking	1.00		
Cash On Hand	0.00		
Online Transfer ... from General Fund	9,537.87		
Online Transfer ... from COB 2001	0.00		
Online Transfer	0.00		
Outstanding Checks	<u>0.00</u>	<u>9,538.87</u>	
GOB SERIES 2013 - Interest & Sinking ... Interest Bearing Sweep Account			
Sweep of GOB 2013 Interest & Sinking Sweep	<u>83,600.07</u>	<u>83,600.07</u>	<u>10,477,433.59</u>

GILLESPIE COUNTY, TEXAS

**Cash and Investment Balances
 All Funds Managed by County Treasurer**

For Period Ended October 31, 2018

CHECKING and INVESTMENT ACCOUNTS (continued)				
TIME CERTIFICATE OF DEPOSIT(s)				
All General Fund (10.) Investments				
Texas Regional Bank				
certificate of deposit timed investments	2,400,000.00	2,400,000.00		
Security State Bank & Trust (County Depository)				
certificate of deposit timed investments	600,000.00	600,000.00		
Security State Bank & Trust (County Depository)				
certificate of deposit for public entites (CDARS)	1,000,000.00	1,000,000.00		
Multi-Bank Securities				
certificate of deposit timed investments	500,410.96	500,410.96		
Financial Northwestern Securitie				
certificate of deposit timed investments	1,000,000.00	1,000,000.00	5,500,410.96	
INVESTMENT POOLS ... Investment Service For Public Funds				
TexPool				
GENERAL ... Multi-Fund Account	3,075,675.25			
Deposit In Process	0.00			
Monies In Transit	0.00	3,075,675.25		
COB SERIES 2001/GORefunding SERIES 2010 ... Interest & Sinking	0.00			
Deposit In Process	0.00			
Monies In Transit	0.00	0.00		
GOB SERIES 2013 ... Jail Project	0.00			
Deposit In Process	0.00			
Monies In Transit	0.00	0.00		
			3,075,675.25	
Texas Class				
GENERAL ... Multi-Fund Account	1,510,040.85			
Deposit In Process	0.00			
Monies In Transit	0.00	1,510,040.85		
GOB SERIES 2013 ... Jail Project	162,396.81			
Deposit In Process	0.00			
Monies In Transit	0.00	162,396.81		
			1,672,437.66	
				4,748,112.91
CHANGE FUNDS				
Under General Fund (F.10)				
Tax Office ... Teller Drawers (4)	1,200.00			
Tax Office ... Office Administration	0.00			
County Clerk	100.00			
District Clerk	100.00			
Justice of Peace No 1	200.00			
Justice of Peace No 2	200.00			
Pioneer Memorial Library	100.00			
Sheriff ... Administration	50.00			
Sheriff ... Jail Operations	50.00			
County Treasurer	1,000.00			
County Warehouse	0.00	3,000.00		
Under Sheriff Seizure (F.30)				
Sheriff ... Administrative Office	2,183.00	2,183.00		
Under County Attorney Hot Check (F.80)				
County Attorney	50.00	50.00	5,233.00	20,731,190.46

GILLESPIE COUNTY, TEXAS
Cash and Investment Balances
All Funds Managed by County Treasurer
For Period Ended October 31, 2018

DISTRICT CLERK HOLDING				
HOLDING ACCOUNT (s)		CASH and INVESTMENTS		
holding account(s)	<u>17,484.94</u>	<u>17,484.94</u>	<u>17,484.94</u>	<u>17,484.94</u>
INVESTMENT POOLS ... Investment Service For Public Funds				
TEXPOOL ... DISTRICT CLERK HOLDING	17,484.94			
Deposit In Process	0.00			
Monies In Transit	<u>0.00</u>	<u>17,484.94</u>	<u>17,484.94</u>	<u>17,484.94</u>

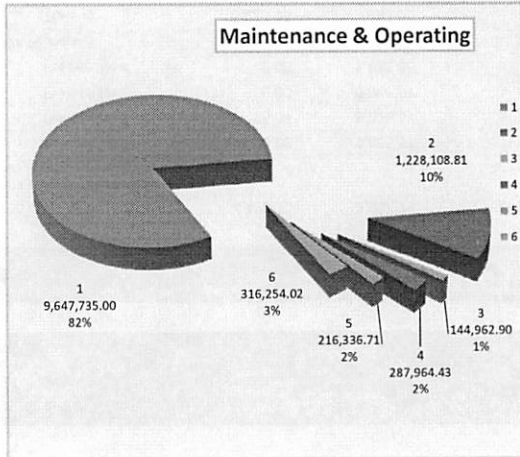
COUNTY CLERK HOLDING				
HOLDING ACCOUNT (s)		CASH and INVESTMENTS		
holding account(s)	<u>123,839.93</u>	<u>123,839.93</u>	<u>123,839.93</u>	<u>123,839.93</u>
INVESTMENT POOLS ... Investment Service For Public Funds				
TEXPOOL ... COUNTY CLERK HOLDING	123,839.93			
Deposit In Process	0.00			
Monies In Transit	<u>0.00</u>	<u>123,839.93</u>	<u>123,839.93</u>	<u>123,839.93</u>

Laura Lundquist, cct, cto
 Gillespie County Treasurer
 Gillespie County, Texas

GILLESPIE COUNTY, TEXAS
STATEMENT OF
Receipts, Disbursements, Electronic Funds Transfers, Payroll, Interfund Allocations, Adjustments, and Time Investments
of County Funds Managed by County Treasurer

For the Period Ended October 31, 2018

For Current Account Period	Cash Balance as of 09.30.2018	Receipts	Disbursements	Electronic Fund Transfers	Payroll	Total Disbursements	Interfund Allocations In	Interfund Allocations Out	FY2019 Adjustments	FY2018 YE Adjustments	Cash Balances as of 10.31.2018	Time Investments	Adjusted Cash Balance as of 10.31.2018	For Current Account Period													
GENERAL and ROAD & BRIDGE ... Maintenance & Operating Funds														GENERAL and ROAD & BRIDGE ... Maintenance & Operating Funds													
F10 General	14,026,140.72	676,522.81	648,759.07	264,386.03	341,783.43	1,254,928.53		3,800,000.00			9,647,735.00	5,500,000.00	4,147,735.00	F10 General													
Road & Bridge Funds														Road & Bridge Funds													
F15 County Wide	1,129,852.12	116,570.18	14,324.46		3,989.03	18,313.49					1,228,108.81		1,228,108.81	F15 County Wide													
F16 Precinct No 1	340,317.69	79.32	174,612.82		20,821.29	195,434.11					144,962.90		144,962.90	F16 Precinct No 1													
F17 Precinct No 2	339,694.76	337.14	38,106.53		13,960.94	52,067.47					287,964.43		287,964.43	F17 Precinct No 2													
F18 Precinct No 3	340,109.76	547.66	100,187.91		24,132.80	124,320.71					216,336.71		216,336.71	F18 Precinct No 3													
F19 Precinct No 4	339,937.84	324.93	12,901.15		11,107.60	24,008.75					316,254.02		316,254.02	F19 Precinct No 4													
Sub-Total R&B	2,489,912.17	117,859.23	340,132.87	0.00	74,011.66	414,144.53	0.00	0.00	0.00	0.00	2,193,626.87	0.00	2,193,626.87	Sub-Total R&B													
Sub-Totals General / Road & Bridge ... Maintenance & Operating Funds	16,516,052.89	794,382.04	988,891.94	264,386.03	415,795.09	1,689,073.06	0.00	3,800,000.00	0.00	0.00	11,841,361.87	5,500,000.00	6,341,361.87	Sub-Totals General / Road & Bridge ... Maintenance & Operating Funds													



Maintenance & Operating
Cash Balances by Fund
As of October 31, 2018

1	9,647,735.00	General Fund
2	1,228,108.81	F15 County Wide
3	144,962.90	F16 Precinct No 1
4	287,964.43	F17 Precinct No 2
5	216,336.71	F18 Precinct No 3
6	316,254.02	F19 Precinct No 4
\$	11,841,361.87	

GILLESPIE COUNTY, TEXAS
STATEMENT OF
Receipts, Disbursements, Electronic Funds Transfers, Payroll, Interfund Allocations, Adjustments, and Time Investments
of County Funds Managed by County Treasurer

For the Period Ended October 31, 2018

For Current Account Period	Cash Balance as of 09.30.2018	Receipts	Disbursements	Electronic Fund Transfers	Payroll	Total Disbursements	Interfund Allocations In	Interfund Allocations Out	FY2019 Adjustments	FY2018 YE Adjustments	Cash Balances as of 10.31.2018	Time Investments	Adjusted Cash Balance as of 10.31.2018	For Current Account Period
SPECIAL REVENUE														
F20 Law Library	4,496.50	3,957.79	2,603.00			2,603.00					5,851.29		5,851.29	F20 Law Library
F21 Lateral Road Precinct Depts														F21 Lateral Road Precinct Depts
Precinct No 1	0.00	5,035.57				0.00					5,035.57		5,035.57	Precinct No 1
Precinct No 2	25.04	5,035.57				0.00					5,060.61		5,060.61	Precinct No 2
Precinct No 3	0.00	5,035.57				0.00					5,035.57		5,035.57	Precinct No 3
Precinct No 4	0.00	5,035.56				0.00					5,035.56		5,035.56	Precinct No 4
F24 Probate														F24 Probate
Training	6,220.35	203.00				0.00					6,423.35		6,423.35	Training
Guardianship Program	35,126.98	580.00				0.00					35,706.98		35,706.98	Guardianship Program
F25 Court Reporter Service	1,961.74	1,096.20	50.14			50.14					3,007.80		3,007.80	F25 Court Reporter Service
F28 County Records Mgmt	37,668.08	2,355.14				0.00					40,023.22		40,023.22	F28 County Records Mgmt
F29 County Clerk Records Mgmt	159,801.73	13,073.67	1.74		1,167.00	1,168.74					171,706.66		171,706.66	F29 County Clerk Records Mgmt
F30 Sheriff Forfeiture	35,351.80	65.78				0.00					35,417.58		35,417.58	F30 Sheriff Forfeiture
F93 Sheriff Abandoned Vehicle	1,235.87	2.29				0.00					1,238.16		1,238.16	F93 Sheriff Abandoned Vehicle
F31 Justice Court Bldg Security	5,624.48	312.16				0.00					5,936.64		5,936.64	F31 Justice Court Bldg Security
F32 Courthouse Security	51,270.22	3,120.13				0.00					54,390.35		54,390.35	F32 Courthouse Security
F34 District Clerk Records Mgmt	12,048.17	431.17				0.00					12,479.34		12,479.34	F34 District Clerk Records Mgmt
F35 County & District Courts Technology	28,046.69	943.89				0.00					28,990.58		28,990.58	F35 County & District Courts Technology
F36 Occupancy Tax	755,191.87	107,537.17	206,428.50			206,428.50					656,300.54		656,300.54	F36 Occupancy Tax
F37 Pretrial Intervention	147,025.71	500.00				0.00					147,525.71		147,525.71	F37 Pretrial Intervention
F51 Justice Court Technology	138,064.09	1,352.68				0.00					139,416.77		139,416.77	F51 Justice Court Technology
F72 Airport Operating	37,642.24	29,681.24	18,258.17		7,467.67	25,725.84					41,597.64		41,597.64	F72 Airport Operating
F78 LEOSE -Sheriff	4,122.21					0.00					4,122.21		4,122.21	F78 LEOSE -Sheriff
F79 LEOSE- Constable 1	9,524.04					0.00					9,524.04		9,524.04	F79 LEOSE- Constable 1
F82 LEOSE-Constable 2	7,951.64					0.00					7,951.64		7,951.64	F82 LEOSE-Constable 2
F81 Tax Assessor-M V I	106.75					0.00					106.75		106.75	F81 Tax Assessor-M V I
F40 Sheriff Equitable Sharing	1,236.34	2.29				0.00					1,238.63		1,238.63	F40 Sheriff Equitable Sharing
Sub-Totals Special Revenue	1,479,742.54	185,356.87	227,341.55	0.00	8,634.67	235,976.22	0.00	0.00	0.00	0.00	1,429,123.19	0.00	1,429,123.19	Sub-Totals Special Revenue

GILLESPIE COUNTY, TEXAS
STATEMENT OF
Receipts, Disbursements, Electronic Funds Transfers, Payroll, Interfund Allocations, Adjustments, and Time Investments
of County Funds Managed by County Treasurer

For the Period Ended October 31, 2018

For Current Account Period	Cash Balance as of 09.30.2018	Receipts	Disbursements	Electronic Fund Transfers	Payroll	Total Disbursements	Interfund Allocations In	Interfund Allocations Out	FY2019 Adjustments	FY2018 YE Adjustments	Cash Balances as of 10.31.2018	Time Investments	Adjusted Cash Balance as of 10.31.2018	For Current Account Period
SPECIAL REVENUE ... GRANTS														
F11 Grants ... General - Energy Efficiency	0.00					0.00					0.00		0.00	F11 Grants ... General - Energy Efficiency
F11 Grants ... Law Enforcement, Emergency Services P25 Compliant Radio	0.00					0.00					0.00		0.00	F11 Grants ... Law Enforcement, Emergency Services P25 Compliant Radio
F54 PML ... Loan Star Grant	0.00					0.00					0.00		0.00	F54 PML ... Loan Star Grant
F54 PML ... PAC-HUG Grant	0.00					0.00					0.00		0.00	F54 PML ... PAC-HUG Grant
F71 Airport Capital Project Grant	15.18					0.00					15.18		15.18	F71 Airport Capital Project Grant
Sub-Totals Special Revenue .. Grants	15.18	0.00	0.00	0.00	0.00	0.00	0.00	0.00	0.00	0.00	15.18	0.00	15.18	Sub-Totals Special Revenue .. Grants
CERTIFICATES OF OBLIGATION BONDS and GENERAL OBLIGATION BONDS ... Project Operating Accounts														
F61 GOB Series 2013 ... Jail Project	190,202.60	373.04				0.00					190,575.64		190,575.64	F61 GOB Series 2013 ... Jail Project
Sub-Totals COB ... GOB Operating	190,202.60	373.04	0.00	0.00	0.00	0.00	0.00	0.00	0.00	0.00	190,575.64	0.00	190,575.64	Sub-Totals COB ... GOB Operating
CERTIFICATES OF OBLIGATION BONDS and GENERAL OBLIGATION BONDS ... Interest & Sinking Accounts														
F62 GOB Series 2013 ... Interest & Sinking	81,672.13	11,466.81				0.00					93,138.94		93,138.94	F62 GOB Series 2013 ... Interest & Sinking
F53 COB Series 2001 / GOB Refunding Series 2013 ... Interest & Sinking	29,964.26	2,041.35				0.00					32,005.61		32,005.61	F53 COB Series 2001 / GOB Refunding Series 2013 ... Interest & Sinking
Sub-Totals COB ... GOB I&S	111,636.39	13,508.16	0.00	0.00	0.00	0.00	0.00	0.00	0.00	0.00	125,144.55	0.00	125,144.55	Sub-Totals COB ... GOB I&S
CAPITAL PROJECT ... Project Operating Account														
F70 Capital Improvements / Maintenance	2,810,048.86	12,270.72				0.00	3,800,000.00				6,622,319.58		6,622,319.58	F70 Capital Improvements / Maintenance
Sub-Totals CAPITAL PROJECTS	2,810,048.86	12,270.72	0.00	0.00	0.00	0.00	3,800,000.00	0.00	0.00	0.00	6,622,319.58	0.00	6,622,319.58	Sub-Totals CAPITAL PROJECTS

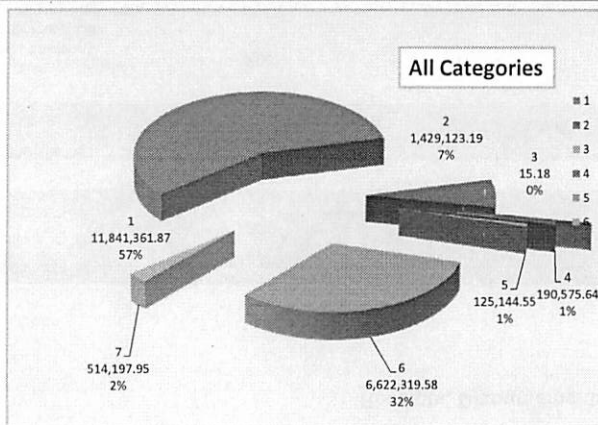
GILLESPIE COUNTY, TEXAS
STATEMENT OF
Receipts, Disbursements, Electronic Funds Transfers, Payroll, Interfund Allocations, Adjustments, and Time Investments
of County Funds Managed by County Treasurer

For the Period Ended October 31, 2018

For Current Account Period	Cash Balance as of 09.30.2018	Receipts	Disbursements	Electronic Fund Transfers	Payroll	Total Disbursements	Interfund Allocations In	Interfund Allocations Out	FY2019 Adjustments	FY2018 YE Adjustments	Cash Balances as of 10.31.2018	Time Investments	Adjusted Cash Balance as of 10.31.2018	For Current Account Period
----------------------------	-------------------------------	----------	---------------	---------------------------	---------	---------------------	--------------------------	---------------------------	--------------------	-----------------------	--------------------------------	------------------	--	----------------------------

TRUST and AGENCY														
F22 Criminal Justice	31,169.82	53,562.54		83,588.50		83,588.50					1,143.86		1,143.86	F22 Criminal Justice
F27 Waste Water	1,070.00	210.00	860.00			860.00					420.00		420.00	F27 Waste Water
F80 County Attorney Hot Check	16,627.28	3,000.59	3,416.51			3,416.51					16,211.36		16,211.36	F80 County Attorney Hot Check
F89 McDermott (PML)	113,195.65	210.08				0.00					113,405.73		113,405.73	F89 McDermott (PML)
F92 Breiten (PML)	187,976.67	347.91	523.44			523.44					187,801.14		187,801.14	F92 Breiten (PML)
F85 Justice Of Peace 1	63,468.71	(26,012.29)	4,524.00			4,524.00					32,932.42		32,932.42	F85 Justice Of Peace 1
F86 Justice Of Peace 2	25,569.33	(12,278.85)				0.00					13,290.48		13,290.48	F86 Justice Of Peace 2
F83 Appellate Judicial	784.36	566.25				0.00					1,350.61		1,350.61	F83 Appellate Judicial
F84 Alternative Dispute Resolution	250.00	1,385.80				0.00					1,635.80		1,635.80	F84 Alternative Dispute Resolution
F90 Unclaimed Monies	33,248.51					0.00					33,248.51		33,248.51	F90 Unclaimed Monies
F94 County Clerk Operating	120,066.37	(57,338.88)	3,794.41			3,794.41					58,933.08		58,933.08	F94 County Clerk Operating
F95 District Clerk Operating	104,248.77	(30,821.15)	19,602.66			19,602.66					53,824.96		53,824.96	F95 District Clerk Operating
Sub-Totals Trust and Agency	697,675.47	(67,168.00)	32,721.02	83,588.50	0.00	116,309.52	0.00	0.00	0.00	0.00	514,197.95	0.00	514,197.95	Sub-Totals Trust and Agency

TOTALS ALL FUNDS	21,805,373.93	938,722.83	1,248,954.51	347,974.53	424,429.76	2,021,358.80	3,800,000.00	3,800,000.00	0.00	0.00	20,722,737.96	5,500,000.00	15,222,737.96	TOTALS ALL FUNDS
------------------	---------------	------------	--------------	------------	------------	--------------	--------------	--------------	------	------	---------------	--------------	---------------	------------------




Cash Balances by Category	
As of October 31, 2018	
11,841,361.87	Maintenance & Operating
1,429,123.19	Special Revenue
15.18	Special Revenue ... Grants
190,575.64	Certificates of Obligation Bonds & General Obligation Bonds ... Project Operating
125,144.55	Certificates of Obligation Bonds & General Obligation Bonds ... Interest & Sinking
6,622,319.58	Capital Project Funds
<u>514,197.95</u>	Trust and Agency
\$ 20,722,737.96	

GILLESPIE COUNTY, TEXAS
STATEMENT OF
Receipts, Disbursements, Electronic Funds Transfers, Payroll, Interfund Allocations, Adjustments, and Time Investments
of County Funds Managed by County Treasurer

Fiscal Year to Date as of Period Ended October 31, 2018

For Current Account Period	Cash Balance as of 09.30.2018	Receipts	Disbursements	Electronic Fund Transfers	Payroll	Total Disbursements	Interfund Allocations In	Interfund Allocations Out	FY2019 Adjustments	FY2018 VE Adjustments	Cash Balances as of 10.31.2018	Time Investments	Adjusted Cash Balance as of 10.31.2018	For Current Account Period
GENERAL and ROAD & BRIDGE ... Maintenance & Operating Funds														
F10 General	14,026,140.72	676,522.81	648,759.07	264,386.03	341,783.43	1,254,928.53		3,800,000.00			9,647,735.00	5,500,000.00	4,147,735.00	F10 General
Road & Bridge Funds														
F15 County Wide	1,129,852.12	116,570.18	14,324.46		3,989.03	18,313.49					1,228,108.81		1,228,108.81	F15 County Wide
F16 Precinct No 1	340,317.69	79.32	174,612.82		20,821.29	195,434.11					144,962.90		144,962.90	F16 Precinct No 1
F17 Precinct No 2	339,694.76	337.14	38,106.53		13,960.94	52,067.47					287,964.43		287,964.43	F17 Precinct No 2
F18 Precinct No 3	340,109.76	547.66	100,187.91		24,132.80	124,320.71					216,336.71		216,336.71	F18 Precinct No 3
F19 Precinct No 4	339,937.84	324.93	12,901.15		11,107.60	24,008.75					316,254.02		316,254.02	F19 Precinct No 4
Sub-Total R&B	2,489,912.17	117,859.23	340,132.87	0.00	74,011.66	414,144.53	0.00	0.00	0.00	0.00	2,193,626.87	0.00	2,193,626.87	Sub-Total R&B
Sub-Totals General / Road & Bridge ... Maintenance & Operating Funds	16,516,052.89	794,382.04	988,891.94	264,386.03	415,795.09	1,689,073.06	0.00	3,800,000.00	0.00	0.00	11,841,361.87	5,500,000.00	6,341,361.87	Sub-Totals General / Road & Bridge ... Maintenance & Operating Funds



1	9,647,735.00	General Fund
2	1,228,108.81	F15 County Wide
3	144,962.90	F16 Precinct No 1
4	287,964.43	F17 Precinct No 2
5	216,336.71	F18 Precinct No 3
6	316,254.02	F19 Precinct No 4
\$	11,841,361.87	

GILLESPIE COUNTY, TEXAS
STATEMENT OF
Receipts, Disbursements, Electronic Funds Transfers, Payroll, Interfund Allocations, Adjustments, and Time Investments
of County Funds Managed by County Treasurer

Fiscal Year to Date as of Period Ended October 31, 2018

For Current Account Period	Cash Balance as of 09.30.2018	Receipts	Disbursements	Electronic Fund Transfers	Payroll	Total Disbursements	Interfund Allocations In	Interfund Allocations Out	FY2019 Adjustments	FY2018 YE Adjustments	Cash Balances as of 10.31.2018	Time Investments	Adjusted Cash Balance as of 10.31.2018	For Current Account Period
SPECIAL REVENUE														
F20 Law Library	4,496.50	3,957.79	2,603.00			2,603.00					5,851.29		5,851.29	F20 Law Library
F21 Lateral Road Precinct Depts														F21 Lateral Road Precinct Depts
Precinct No 1	0.00	5,035.57				0.00					5,035.57		5,035.57	Precinct No 1
Precinct No 2	25.04	5,035.57				0.00					5,060.61		5,060.61	Precinct No 2
Precinct No 3	0.00	5,035.57				0.00					5,035.57		5,035.57	Precinct No 3
Precinct No 4	0.00	5,035.56				0.00					5,035.56		5,035.56	Precinct No 4
F24 Probate														F24 Probate
Training	6,220.35	203.00				0.00					6,423.35		6,423.35	Training
Guardianship Program	35,126.98	580.00				0.00					35,706.98		35,706.98	Guardianship Program
F25 Court Reporter Service	1,961.74	1,096.20	50.14			50.14					3,007.80		3,007.80	F25 Court Reporter Service
F28 County Records Mgmt	37,668.08	2,355.14				0.00					40,023.22		40,023.22	F28 County Records Mgmt
F29 County Clerk Records Mgmt	159,801.73	13,073.67	1.74		1,167.00	1,168.74					171,706.66		171,706.66	F29 County Clerk Records Mgmt
F30 Sheriff Forfeiture	35,351.80	65.78				0.00					35,417.58		35,417.58	F30 Sheriff Forfeiture
F93 Sheriff Abandoned Vehicle	1,235.87	2.29				0.00					1,238.16		1,238.16	F93 Sheriff Abandoned Vehicle
F31 Justice Court Bldg Security	5,624.48	312.16				0.00					5,936.64		5,936.64	F31 Justice Court Bldg Security
F32 Courthouse Security	51,270.22	3,120.13				0.00					54,390.35		54,390.35	F32 Courthouse Security
F34 District Clerk Records Mgmt	12,048.17	431.17				0.00					12,479.34		12,479.34	F34 District Clerk Records Mgmt
F35 County & District Courts Technology	28,046.69	943.89				0.00					28,990.58		28,990.58	F35 County & District Courts Technology
F36 Occupancy Tax	755,191.87	107,537.17	206,428.50			206,428.50					656,300.54		656,300.54	F36 Occupancy Tax
F37 Pretrial Intervention	147,025.71	500.00				0.00					147,525.71		147,525.71	F37 Pretrial Intervention
F51 Justice Court Technology	138,064.09	1,352.68				0.00					139,416.77		139,416.77	F51 Justice Court Technology
F72 Airport Operating	37,642.24	29,681.24	18,258.17		7,467.67	25,725.84					41,597.64		41,597.64	F72 Airport Operating
F78 LEOSE - Sheriff	4,122.21					0.00					4,122.21		4,122.21	F78 LEOSE - Sheriff
F79 LEOSE- Constable 1	9,524.04					0.00					9,524.04		9,524.04	F79 LEOSE- Constable 1
F82 LEOSE-Constable 2	7,951.64					0.00					7,951.64		7,951.64	F82 LEOSE-Constable 2
F81 Tax Assessor-M V I	106.75					0.00					106.75		106.75	F81 Tax Assessor-M V I
F40 Sheriff Equitable Sharing	1,236.34	2.29				0.00					1,238.63		1,238.63	F40 Sheriff Equitable Sharing
Sub-Totals Special Revenue	1,479,742.64	185,356.87	227,341.56	0.00	8,634.67	235,976.22	0.00	0.00	0.00	0.00	1,429,123.19	0.00	1,429,123.19	Sub-Totals Special Revenue

GILLESPIE COUNTY, TEXAS
STATEMENT OF
Receipts, Disbursements, Electronic Funds Transfers, Payroll, Interfund Allocations, Adjustments, and Time Investments
of County Funds Managed by County Treasurer

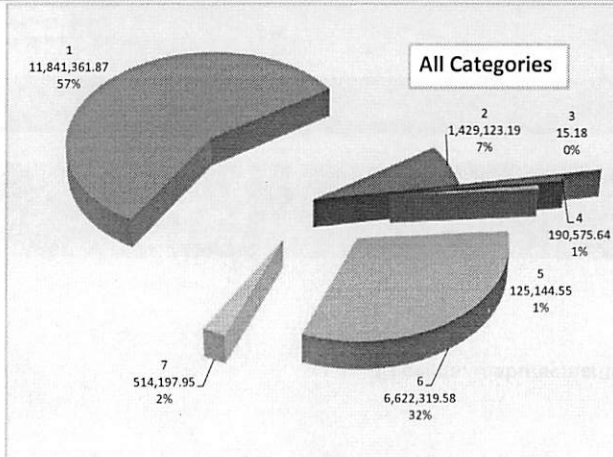
Fiscal Year to Date as of Period Ended October 31, 2018

For Current Account Period	Cash Balance as of 09.30.2018	Receipts	Disbursements	Electronic Fund Transfers	Payroll	Total Disbursements	Interfund Allocations In	Interfund Allocations Out	FY2019 Adjustments	FY2018 YE Adjustments	Cash Balances as of 10.31.2018	Time Investments	Adjusted Cash Balance as of 10.31.2018	For Current Account Period
SPECIAL REVENUE ... GRANTS														
F11 Grants ... General - Energy Efficiency	0.00					0.00					0.00		0.00	F11 Grants ... General - Energy Efficiency
F11 Grants ... Law Enforcement, Emergency Services P25 Compliant Radio	0.00					0.00					0.00		0.00	F11 Grants ... Law Enforcement, Emergency Services P25 Compliant Radio
F54 PML ... Loan Star Grant	0.00					0.00					0.00		0.00	F54 PML ... Loan Star Grant
F54 PML ... PAC-HUG Grant	0.00					0.00					0.00		0.00	F54 PML ... PAC-HUG Grant
F71 Airport Capital Project Grant	15.18					0.00					15.18		15.18	F71 Airport Capital Project Grant
Sub-Totals Special Revenue .. Grants	15.18	0.00	0.00	0.00	0.00	0.00	0.00	0.00	0.00	0.00	15.18	0.00	15.18	Sub-Totals Special Revenue .. Grants
CERTIFICATES OF OBLIGATION BONDS and GENERAL OBLIGATION BONDS ... Project Operating Accounts														
F61 GOB Series 2013 ... Jail Project	190,202.60	373.04				0.00					190,575.64		190,575.64	F61 GOB Series 2013 ... Jail Project
Sub-Totals COB ... GOB Operating	190,202.60	373.04	0.00	0.00	0.00	0.00	0.00	0.00	0.00	0.00	190,575.64	0.00	190,575.64	Sub-Totals COB ... GOB Operating
CERTIFICATES OF OBLIGATION BONDS and GENERAL OBLIGATION BONDS ... Interest & Sinking Accounts														
F62 GOB Series 2013 ... Interest & Sinking	81,672.13	11,466.81				0.00					93,138.94		93,138.94	F62 GOB Series 2013 ... Interest & Sinking
F53 COB Series 2001 / GOB Refunding Series 2013 ... Interest & Sinking	29,964.26	2,041.35				0.00					32,005.61		32,005.61	F53 COB Series 2001 / GOB Refunding Series 2013 ... Interest & Sinking
Sub-Totals COB ... GOB I&S	111,636.39	13,508.16	0.00	0.00	0.00	0.00	0.00	0.00	0.00	0.00	125,144.55	0.00	125,144.55	Sub-Totals COB ... GOB I&S
CAPITAL PROJECT ... Project Operating Account														
F70 Capital Improvements / Maintenance	2,810,048.86	12,270.72				0.00	3,800,000.00				6,622,319.58		6,622,319.58	F70 Capital Improvements / Maintenance
Sub-Totals CAPITAL PROJECTS	2,810,048.86	12,270.72	0.00	0.00	0.00	0.00	3,800,000.00	0.00	0.00	0.00	6,622,319.58	0.00	6,622,319.58	Sub-Totals CAPITAL PROJECTS

GILLESPIE COUNTY, TEXAS
STATEMENT OF
Receipts, Disbursements, Electronic Funds Transfers, Payroll, Interfund Allocations, Adjustments, and Time Investments
of County Funds Managed by County Treasurer

Fiscal Year to Date as of Period Ended October 31, 2018

For Current Account Period	Cash Balance as of 09.30.2018	Receipts	Disbursements	Electronic Fund Transfers	Payroll	Total Disbursements	Interfund Allocations In	Interfund Allocations Out	FY2019 Adjustments	FY2018 YE Adjustments	Cash Balances as of 10.31.2018	Time Investments	Adjusted Cash Balance as of 10.31.2018	For Current Account Period
TRUST and AGENCY														
F22 Criminal Justice	31,169.82	53,562.54		83,588.50		83,588.50					1,143.86		1,143.86	F22 Criminal Justice
F27 Waste Water	1,070.00	210.00	860.00			860.00					420.00		420.00	F27 Waste Water
F80 County Attorney Hot Check	16,627.28	3,000.59	3,416.51			3,416.51					16,211.36		16,211.36	F80 County Attorney Hot Check
F89 McDermott (PML)	113,195.65	210.08				0.00					113,405.73		113,405.73	F89 McDermott (PML)
F92 Breiten (PML)	187,976.67	347.91	523.44			523.44					187,801.14		187,801.14	F92 Breiten (PML)
F85 Justice Of Peace 1	63,468.71	(26,012.29)	4,524.00			4,524.00					32,932.42		32,932.42	F85 Justice Of Peace 1
F86 Justice Of Peace 2	25,569.33	(12,278.85)				0.00					13,290.48		13,290.48	F86 Justice Of Peace 2
F83 Appellate Judicial	784.36	566.25				0.00					1,350.61		1,350.61	F83 Appellate Judicial
F84 Alternative Dispute Resolution	250.00	1,385.80				0.00					1,635.80		1,635.80	F84 Alternative Dispute Resolution
F90 Unclaimed Monies	33,248.51					0.00					33,248.51		33,248.51	F90 Unclaimed Monies
F94 County Clerk Operating	120,066.37	(57,338.88)	3,794.41			3,794.41					58,933.08		58,933.08	F94 County Clerk Operating
F95 District Clerk Operating	104,248.77	(30,821.15)	19,602.66			19,602.66					53,824.96		53,824.96	F95 District Clerk Operating
Sub-Totals Trust and Agency	697,675.47	(67,168.00)	32,721.02	83,588.50	0.00	116,309.52	0.00	0.00	0.00	0.00	514,197.95	0.00	514,197.95	Sub-Totals Trust and Agency
TOTALS ALL FUNDS	21,805,373.93	938,722.83	1,248,954.51	347,974.53	424,429.76	2,021,358.80	3,800,000.00	3,800,000.00	0.00	0.00	20,722,737.96	5,500,000.00	15,222,737.96	TOTALS ALL FUNDS



Cash Balances by Category
As of October 31, 2018

11,841,361.87	Maintenance & Operating
1,429,123.19	Special Revenue
15.18	Special Revenue ... Grants
190,575.64	Certificates of Obligation Bonds & General Obligation Bonds ... Project Operating
125,144.55	Certificates of Obligation Bonds & General Obligation Bonds ... Interest & Sinking
6,622,319.58	Capital Project Funds
514,197.95	Trust and Agency
\$ 20,722,737.96	

FY2018-2019
GILLESPIE COUNTY, TEXAS
STATEMENT OF
Fund Cash/ Investment Balances of All County Funds Managed By County Treasurer

FUND DESCRIPTION ACTIVE FUNDS		FY2019	FY2018	FY2017	FY2016	FY2015	FY2014	FY2013	FY2012	FY2011	FY2010	FY2009	FY2008	FY2007	FY2006	FY2005
As of 10.31.2018																
As Of Fiscal Year Ending Date																
GENERAL and ROAD & BRIDGE Maintenance & Operating																
F10	General Fund															
	All Departments	9,647,735.00	14,026,140.72	14,923,536.00	#####	#####	9,427,791.73	7,929,967.87	6,382,410.44	7,099,577.50	8,058,141.42	9,262,263.41	8,857,295.99	7,871,493.01	6,391,051.39	4,764,571.70
	Road & Bridge															
F15	County Wide	1,228,108.81	1,129,852.12	883,328.50	348,372.04	341,842.65	378,620.01	285,411.34	269,007.62	247,933.84	231,323.63	415,645.89	590,087.10	266,135.87	214,879.76	325,631.63
F16	Precinct No 1	144,962.90	340,317.69	297,118.95	299,702.39	268,572.55	241,992.22	241,285.37	245,176.66	314,264.01	419,950.01	310,192.73	159,578.97	288,106.85	214,159.86	146,948.45
F17	Precinct No 2	287,964.43	339,694.76	306,581.79	306,892.17	267,713.97	250,708.69	263,049.77	258,790.65	290,025.28	437,336.83	225,655.61	238,217.17	214,371.88	129,291.12	143,620.74
F18	Precinct No 3	216,336.71	340,109.76	307,349.83	298,810.08	268,676.90	143,588.42	266,091.82	255,513.57	302,798.14	356,974.50	189,553.20	94,153.92	261,697.98	131,482.78	89,710.29
F19	Precinct No 4	316,254.02	339,937.84	304,542.39	298,831.13	269,015.94	228,968.64	296,509.28	242,510.97	296,473.77	334,265.94	297,466.40	205,119.63	294,441.60	144,424.27	87,076.99
	Road & Bridge Sub-Totals	2,193,626.87	2,489,912.17	2,098,921.46	1,552,607.81	1,415,822.01	1,243,877.98	1,352,347.58	1,270,999.47	1,451,495.04	1,779,850.91	1,438,513.83	1,267,156.79	1,324,754.18	834,237.79	792,988.10
	Sub-Totals															
	General and Road & Bridge Maintenance & Operating	11,841,361.87	16,516,052.89	17,022,457.46	#####	#####	#####	9,282,315.45	7,653,409.91	8,551,072.54	9,837,992.33	10,700,777.24	10,144,452.78	9,196,247.19	7,225,289.18	5,557,559.80

FY2018-2019
GILLESPIE COUNTY, TEXAS
STATEMENT OF
Fund Cash/ Investment Balances of All County Funds Managed By County Treasurer

FUND DESCRIPTION ACTIVE FUNDS		FY2019	FY2018	FY2017	FY2016	FY2015	FY2014	FY2013	FY2012	FY2011	FY2010	FY2009	FY2008	FY2007	FY2006	FY2005
As Of Fiscal Year Ending Date																
SPECIAL REVENUE																
F20	Law Library	5,851.29	4,496.50	4,240.37	2,467.24	7,760.46	13,480.79	22,378.86	28,338.91	39,192.23	43,400.98	41,852.55	42,419.59	40,079.68	36,066.66	31,284.42
F21	Lateral Road Precinct Depts												31,328.62	18,897.94	0.00	12,377.05
	Precinct No 1	5,035.57	0.00	0.00	13,291.39	6,633.18	0.00	0.00	0.00	0.00	0.00	0.00				
	Precinct No 2	5,060.61	25.04	25.04	25.04	0.00	0.00	0.00	0.00	0.00	0.00	0.00				
	Precinct No 3	5,035.57	0.00	0.00	6,658.22	0.00	0.00	0.00	0.00	0.00	0.00	0.00				
	Precinct No 4	5,035.56	0.00	0.00	0.00	0.00	0.00	0.00	0.00	0.00	0.00	0.00				
F24	Probate Fund															
	Training	6,423.35	6,220.35	4,720.77	4,299.77	4,572.06	4,124.42	4,478.28	3,863.76	4,145.00	3,616.94	3,996.51	3,568.10	3,645.71	3,765.83	3,195.83
	Guardianship Program	35,706.98	35,126.98	31,868.70	28,228.70	25,200.92	22,216.48	19,143.76	15,277.64	12,092.87	8,595.01	5,109.40	2,328.98			
F25	Court Reporter Service	3,007.80	1,961.74	0.00	3,248.11	467.33	236.68	2,457.15	772.43	531.72	3,586.72	3,925.99	4,749.95	4,047.90	5,121.28	5,477.58
F28	County Records Mgt	40,023.22	37,668.08	45,077.07	69,004.06	91,506.18	83,503.81	75,768.96	68,065.54	60,798.05	85,746.02	83,499.27	78,601.53	67,393.03	58,717.22	51,017.76
F29	County Clerk Rcds Mgt	171,706.66	159,801.73	156,542.49	117,867.78	103,515.09	86,517.49	60,025.77	49,201.97	50,654.52	68,198.97	73,472.48	70,443.27	82,242.00	72,150.57	72,669.38
F30	Sheriff Forfeiture	35,417.58	35,351.80	46,716.11	41,956.71	37,627.93	15,712.92	15,899.44	11,441.71	7,858.55	9,611.45	9,686.21	7,929.49	7,672.56	7,249.58	5,649.05
F93	Sheriff Abandoned Vehicle	1,238.16	1,235.87	1,216.20	1,206.15	1,201.61	1,199.37	1,197.57	1,195.50	1,193.43	1,191.12	1,188.59				
F31	Justice Court Bldg Security	5,936.64	5,624.48	9,531.27	31,719.70	29,522.59	27,149.25	24,171.38	21,074.90	18,274.01	14,515.70	10,916.77	7,584.19	4,002.12	1,179.63	
F32	Courthouse Security	54,390.35	51,270.22	35,318.46	17,774.07	2,097.39	12,630.03	44,053.70	71,743.76	102,026.09	130,994.24	144,526.10	135,480.79	121,098.83	107,026.56	97,568.66
F34	Distist Clerk Records Mgmt	12,479.34	12,048.17	10,483.00	8,791.19	7,114.22	5,630.28	5,335.50	3,698.05	5,990.38	4,439.59	2,786.99	1,052.78	1,379.12	3,360.24	2,440.00
F35	County & District Courts Technolog	28,990.58	28,046.69	24,373.70	20,360.61	16,756.67	13,523.64	11,667.87	8,337.60	5,132.39	1,816.93					
F36	Occupacy Tax	656,300.54	755,191.87	682,484.17	608,412.96	538,177.10	447,100.78	390,614.91	338,673.95	308,813.75	320,237.64	317,065.36	247,888.90	119,121.10	0.00	
F37	Pretrial Intervention	147,525.71	147,025.71	136,525.71	127,525.71	123,025.71	123,025.71	122,525.71	114,790.71	66,662.71	28,926.64	13,800.00	7,300.00			
F51	Justice Court Technology	139,416.77	138,064.09	130,407.55	121,167.37	112,119.89	102,554.58	90,599.26	78,070.58	74,024.21	58,891.29	45,290.75	33,688.80	21,166.16	9,714.42	4,805.84
F72	Airport Operating	41,597.64	37,642.24	557,393.28	952,258.99	1,037,772.61	598,769.47	573,788.08	89,165.48	23,728.30	11,341.82	73,880.94	31,324.65	16,738.96	39,251.50	24,529.76
F78	LEOSE-Sheriff	4,122.21	4,122.21	4,176.82	5,436.41	4,028.28	2,058.58	0.00	1,126.08	4,026.08	2,976.21	7,014.12	5,446.60	4,467.33	3,818.12	2,074.71
F79	LEOSE-Constable 1	9,524.04	9,524.04	9,385.42	8,702.83	8,038.15	7,379.00	6,728.73	6,728.73	6,748.73	6,086.06	5,498.36	4,837.67	4,167.79	3,560.06	2,890.67
F82	LEOSE-Constable 2	7,951.64	7,951.64	7,331.75	6,649.16	5,984.48	6,105.88	5,455.61	5,455.61	5,455.61	5,537.84	5,421.92	4,761.23	4,091.35	3,785.87	3,116.48
F81	Tax Assessor M V I	106.75	106.75	106.75	106.75	106.75	106.75	106.75	106.75	95.92	73.66	73.66	0.00	2,290.79	2,178.41	1,833.73
F40	Sheriff Equitable Sharing	1,238.63	1,236.34	1,216.66	1,206.61	1,202.07	1,200.17									
	Sub-Totals															
	Special Revenue	1,429,123.19	1,479,742.54	1,899,141.29	2,198,365.53	2,164,430.67	1,574,226.08	1,476,397.29	917,149.66	797,444.55	809,784.83	849,005.97	720,735.14	522,502.37	356,945.95	320,930.94

FY2018-2019
GILLESPIE COUNTY, TEXAS
STATEMENT OF
Fund Cash/ Investment Balances of All County Funds Managed By County Treasurer

FUND DESCRIPTION ACTIVE FUNDS	FY2019	FY2018	FY2017	FY2016	FY2015	FY2014	FY2013	FY2012	FY2011	FY2010	FY2009	FY2008	FY2007	FY2006	FY2005
----------------------------------	--------	--------	--------	--------	--------	--------	--------	--------	--------	--------	--------	--------	--------	--------	--------

As Of Fiscal Year Ending Date

SPECIAL REVENUE ... GRANTS															
F11	Grants ... General - Energy Efficier	0.00	0.00	0.00	0.00	0.00	0.00	0.00	38.98						
F11	Grants ... Law Enforcement, Emergency Services P25 Compliant Radio	0.00	0.00	0.00	0.00	0.00	75,248.14	(78,346.14)	0.00						
F54	PML...Loan Star Grant	0.00	0.00	0.00	258.39	258.39	258.39	258.39	258.39	254.04	345.29	522.91	293.50	65.12	28.36
F54	PML...PAC-HUG Grant	0.00	0.00	0.00	211.40	211.40	211.40	211.40	211.40	211.40	211.06	209.40	6,634.72	6,307.45	
F71	Airport Capital Project Grant	15.18	15.18	15.18	15.18	15.18	15.18	11,795.25							
	Sub-Totals														
	Special Revenue ... Grants	15.18	15.18	15.18	484.97	484.97	75,733.11	(66,081.10)	469.79	508.77	465.44	556.35	732.31	6,928.22	6,372.57

CERTIFICATES OF OBLIGATION BONDS and GENERAL OBLIGATION BONDS Operating Accounts															
F61	GOB Series 2013 ... Jail Project	190,575.64	190,202.60	290,749.68	290,019.50	491,873.19	5,249,856.00	13,952,401.46							
	Sub-Totals														
	COB ... GOB Operating	190,575.64	190,202.60	290,749.68	290,019.50	491,873.19	5,249,856.00	13,952,401.46	0.00	0.00	0.00	0.00	0.00	0.00	0.00

CERTIFICATES OF OBLIGATION BONDS and GENERAL OBLIGATION BONDS Interest & Sinking Accounts															
F62	GOB Series 2013 ... Interest & Sinking	93,138.94	81,672.13	50,995.65	367,170.78	176,091.44	186,733.10	33,431.94							
F53	COB Series 2001 / GOB Refunding Series 2013 ... Interest & Sinking	32,005.61	29,964.26	23,888.57	60,224.16	22,393.57	30,914.07	37,851.74	30,199.42	28,061.84	2,624.28	8,069.04	82,110.37	95,558.09	31,073.48
	Sub-Totals														
	COB ... GOB I&S	125,144.55	111,636.39	74,884.22	427,394.94	198,485.01	217,647.17	71,283.68	30,199.42	28,061.84	2,624.28	8,069.04	82,110.37	95,558.09	31,073.48

CAPITAL PROJECT Project Operating Account															
F70	Capital Improvements / Maintenance	#	2,810,048.86												
	Sub-Totals														
	Capital Project Operating	6,622,319.58	2,810,048.86												

FY2018-2019
GILLESPIE COUNTY, TEXAS
STATEMENT OF
Fund Cash/ Investment Balances of All County Funds Managed By County Treasurer

FUND DESCRIPTION ACTIVE FUNDS	FY2019	FY2018	FY2017	FY2016	FY2015	FY2014	FY2013	FY2012	FY2011	FY2010	FY2009	FY2008	FY2007	FY2006	FY2005
----------------------------------	--------	--------	--------	--------	--------	--------	--------	--------	--------	--------	--------	--------	--------	--------	--------

As Of Fiscal Year Ending Date

TRUST and AGENCY																
F22	Criminal Justice	1,143.86	31,169.82	68,042.58	54,932.91	54,332.95	56,439.35	62,059.07	51,843.04	61,241.11	72,063.98	65,435.27	86,647.15	71,204.17	56,514.01	47,492.20
F27	Waste Water	420.00	1,070.00	970.00	730.00	650.00	610.00	500.00	660.00	450.00	630.00	590.00	910.00	300.00	2,500.00	1,090.00
F80	County Attorney Hot Check	16,211.36	16,627.28	11,062.68	7,577.51	11,784.05	11,142.69	17,676.23	21,388.16	14,191.24	6,555.71	23,288.36	13,177.74	8,791.79	9,641.14	9,240.53
F89	McDermott (PML)	113,405.73	113,195.65	111,393.96	110,471.53	138,721.86	144,339.67	145,002.86	144,748.09	155,460.28	157,606.59	157,267.26	155,991.94	150,937.08	143,185.65	138,423.71
F92	Breiten (PML)	187,801.14	187,976.67	193,950.78	201,971.34	207,231.35	213,777.98	232,518.32	242,104.78	263,175.02	295,903.52	295,266.14	292,871.78	283,381.35	374,330.42	416,034.73
F85	Justice Peace No 1	32,932.42	63,468.71	33,951.11	35,430.40	39,391.40	36,196.17	38,870.87	32,802.78	31,544.44	42,704.30	27,861.46	32,606.50	31,714.74	31,364.72	20,388.07
F86	Justice Peace No 2	13,290.48	25,569.33	17,004.83	15,777.64	16,066.07	25,655.83	23,579.31	23,495.92	25,400.31	30,650.37	26,998.27	29,161.96	34,657.77	22,634.54	22,782.46
F83	Appellate Judicial	1,350.61	784.36	1,594.08	1,156.16	777.34	703.81	1,315.45	1,354.03	1,180.92	1,181.94	1,075.75	1,547.53	1,154.53	1,161.47	819.50
F84	Alternative Dispute	1,635.80	250.00	1,935.00	1,857.31	2,195.50	720.00	1,796.86	1,493.98	2,067.71	1,840.22	1,664.85	1,697.66	2,052.55	2,024.68	6,530.00
F90	Unclaimed Monies	33,248.51	33,248.51	57,075.87	57,058.39	54,211.45	55,949.27	50,746.77	48,698.94	47,544.20	47,757.66	46,394.14	43,344.41	36,840.41	5,213.28	4,961.20
F94	County Clerk Operating	58,933.08	120,066.37	56,542.95	54,774.79	42,645.44	43,947.02	33,039.61	38,409.66	32,375.08	41,376.98					
F95	District Clerk Operating	53,824.96	104,248.77	44,260.74	48,925.35	71,669.36	86,979.66	41,113.16	41,651.53	48,532.38	47,975.16					
	Sub-Totals Trust & Agency	514,197.95	697,675.47	597,784.58	590,663.33	639,676.77	676,461.45	648,218.51	648,650.91	683,182.69	746,246.43	645,641.50	657,956.67	621,034.39	648,569.91	667,762.40

TOTALS ALL ACTIVE FUNDS	20,722,737.96	21,805,373.93	19,885,032.41	#####	#####	#####	25,364,535.29	9,249,879.69	10,060,270.39	11,397,113.31	12,204,260.10	11,605,987.27	10,442,270.26	8,268,251.09	6,569,541.83
	FY2019	FY2018	FY2017	FY2016	FY2015	FY2014	FY2013	FY2012	FY2011	FY2010	FY2009	FY2008	FY2007	FY2006	FY2005
	As Of Fiscal Year Ending Date														

FY2018-2019
GILLESPIE COUNTY, TEXAS
STATEMENT OF
Fund Cash/ Investment Balances of All County Funds Managed By County Treasurer

FUND DESCRIPTION INACTIVE FUNDS	FY2019	FY2018	FY2017	FY2016	FY2015	FY2014	FY2013	FY2012	FY2011	FY2010	FY2009	FY2008	FY2007	FY2006	FY2005
------------------------------------	--------	--------	--------	--------	--------	--------	--------	--------	--------	--------	--------	--------	--------	--------	--------

As Of Fiscal Year Ending Date

INACTIVE FUNDS																
F99	Light Up The Block				0.00	3.48	3.48	3.48	3.48	3.48	73.05	90.54	47.76	0.00	0.00	
F87	Flora Eckert							0.00	0.00	2,633.35	4,511.42	6,484.28	6,274.17	5,951.99	5,682.06	
F49	Homeland Security (2)								0.00	0.00	0.00	0.00	0.00	0.00	0.00	
F50	Homeland Security								0.00	0.00	0.00	0.00	0.00	100.00	0.00	
F88	Krikorian								0.00	0.00	28,000.00	26,700.71	25,835.51	25,117.93	24,942.10	
F38	Intoxication/Drug Court								0.00	0.00	0.00	869.40				
F33	Graffiti Eradication								0.00	0.00	0.00	0.00	0.00	0.00	0.00	
F52	COB Series 2001								0.00	0.00	0.00	0.00	0.00	0.00	0.00	
F--	County Court Records Archive...										0.00	0.00	0.00	0.00	0.00	
F55	TIF Grant															
F56	1997 TCHCA-Fbg															
F74	Airport Economic															
F60	Post Office Certificates															
F26	Historical Commission															
F57	Harper-1996TCDP															
F58	Stonewall Grant #2															
F59	Stonewall Grant #1															
F91	DWI Educational															
F73	Airport Master															
F14	Internal Inventory															
TOTALS																
ALL INACTIVE FUNDS		0.00	0.00	0.00	0.00	0.00	0.00	0.00	0.00	0.00	2,633.35	32,511.42	34,054.39	32,109.68	31,169.92	30,624.16

TOTALS																
ALL FUNDS		20,722,737.96	21,805,373.93	19,885,032.41	#####	#####	#####	25,364,535.29	9,249,879.69	10,060,270.39	11,399,746.66	12,236,761.62	11,640,041.66	10,474,379.94	8,299,421.01	6,600,165.99
		FY2019	FY2018	FY2017	FY2016	FY2015	FY2014	FY2013	FY2012	FY2011	FY2010	FY2009	FY2008	FY2007	FY2006	FY2005
		As of 10.31.2018														
		As Of Fiscal Year Ending Date														

GILLESPIE COUNTY, TEXAS
STATEMENT OF
Fund Cash/Investment Balances of County Funds
Managed by County Treasurer

Reporting Period for Maintenance & Operating, COB/GOB Operating & I&S, Special Revenue, Special Revenue, Grants, Trust and Agency	FY2019	FY2018	FY2017	FY2016	FY2015	FY2014	FY2013	FY2012	FY2011	FY2010	FY2009	FY2008	FY2007	FY2006	FY2005	FY2004
October	20,722,737.96	18,704,017.27	16,272,543.01	14,616,600.12	17,978,164.94	25,230,555.83	8,816,682.93	9,537,288.92	10,782,786.00	11,614,108.61	10,952,885.50	9,958,440.67	7,952,494.30	6,412,175.43	5,710,864.59	5,339,657.00
November		20,397,756.05	16,757,237.98	14,967,969.47	17,265,750.38	24,953,535.22	8,890,316.88	9,228,798.73	10,570,060.92	11,537,538.96	10,498,889.31	10,152,409.10	8,025,261.13	6,492,254.19	5,815,771.82	5,220,602.83
December		21,570,972.35	18,910,143.59	17,966,511.65	18,099,680.09	26,637,026.05	11,373,696.92	10,169,466.12	11,532,479.69	12,910,952.83	11,682,933.59	10,684,794.29	8,972,555.93	7,597,635.16	6,569,101.79	5,773,095.57
January		27,784,043.27	23,410,597.59	21,039,628.80	21,177,485.65	28,516,107.73	13,685,971.08	13,393,446.13	14,318,444.26	15,498,047.87	14,366,261.90	13,481,253.20	11,165,036.24	9,488,659.54	8,523,475.25	7,456,134.19
February		27,946,244.29	25,511,306.05	22,828,117.19	22,683,610.22	29,162,422.51	14,892,438.88	14,337,413.69	15,203,602.68	15,956,038.21	15,735,998.80	14,555,820.37	12,335,852.17	10,433,012.87	9,341,225.17	8,739,837.04
March		27,432,489.65	24,727,851.29	22,133,022.22	21,915,869.23	28,011,622.33	14,353,262.89	13,961,224.66	14,605,425.43	15,787,975.99	15,568,191.69	14,421,603.69	12,279,235.33	10,316,847.09	9,342,261.49	8,166,505.99
April		26,998,757.32	24,068,056.00	21,311,930.04	19,863,672.60	26,965,965.26	14,036,410.76	13,204,240.38	14,182,107.24	14,911,731.87	15,332,630.30	14,171,385.04	12,168,084.51	10,225,221.29	9,153,636.99	7,706,537.20
May		26,202,714.04	23,610,457.32	20,969,598.11	19,534,757.94	25,202,625.86	13,381,534.31	12,853,474.81	13,180,018.23	14,443,624.89	14,826,308.29	13,675,832.00	11,856,634.81	10,019,168.98	9,181,379.67	7,645,857.66
June		25,082,205.00	22,729,570.69	20,190,779.78	18,530,454.23	23,610,789.72	27,806,922.21	11,927,636.15	12,450,284.14	13,583,948.59	14,202,648.08	13,175,542.95	11,508,032.29	9,433,093.74	8,832,285.05	7,186,622.71
July		24,106,099.56	22,152,987.55	19,259,464.27	17,462,407.18	21,673,344.14	26,973,808.70	11,234,719.43	11,652,419.87	13,105,834.49	13,620,954.46	12,336,729.42	11,412,064.22	9,030,022.51	8,376,255.12	6,807,050.38
August		22,928,461.47	21,125,668.08	18,177,957.02	16,349,354.15	19,928,413.83	25,790,313.41	10,192,089.49	11,033,361.48	12,483,092.82	12,578,256.55	11,932,892.72	10,883,175.64	8,667,571.59	7,898,769.17	6,509,004.74
September		21,805,373.93	19,885,032.41	17,394,230.12	15,336,745.28	18,465,597.00	25,364,538.77	9,249,883.17	10,060,273.87	11,399,750.14	12,236,834.57	11,640,132.20	10,474,427.70	8,299,421.01	6,600,165.99	5,886,940.47
FY Monthly Average	20,722,737.96	24,246,594.52	21,596,787.63	19,237,984.07	18,849,829.32	24,863,165.46	17,113,816.48	11,607,473.47	12,464,271.98	13,602,720.44	13,466,899.42	12,515,569.64	10,752,737.86	8,867,915.28	7,945,432.68	6,869,820.48
Current Reported Month and Fiscal Year To Date																
Over / (Under)																
Same Month Prior Year	2,018,720.69															
Prior Fiscal Year End	(1,082,635.97)	1,920,341.52	2,490,802.29	2,057,484.84	(3,128,851.72)	(6,898,941.77)	16,114,655.60	(810,390.70)	(1,339,476.27)	(837,084.43)	596,702.37	1,165,704.50	2,175,006.69	1,699,255.02	713,225.52	155,543.57

GOB Series 2013, Jail Construction
Project, bond funding accounted for
sudden increase in balance

**GILLESPIE COUNTY, TEXAS
STATEMENT OF
Fund Cash/Investment Balances of County Funds
Managed by County Treasurer**

	FY2003	FY2002	FY2001	FY2000	FY1999	FY1998	FY1997	FY1996	FY1995	FY1994	FY1993	FY1992	FY1991	FY1990	FY1989	FY1988	FY1987	FY1986	FY1985	Monthly Average All Years
5,562,776.43	5,033,726.92	4,347,101.24	4,138,349.94	2,869,046.51	2,322,043.99	1,853,442.32	1,554,442.37	1,968,633.68	1,677,992.97	1,738,021.70	1,768,907.01	1,656,979.55	1,479,994.82	1,489,873.32	773,740.58	785,053.51	551,992.07	782,093.37	6,941,831.93	
5,513,508.58	4,915,333.89	4,073,098.62	3,944,234.24	2,806,697.13	2,287,658.80	1,738,403.49	1,588,939.20	2,054,228.71	1,872,272.98	1,664,926.42	1,867,311.17	1,739,597.34	1,603,024.84	1,422,802.33	793,137.76	666,242.80	494,761.58	623,030.66	6,542,422.46	
6,725,263.46	5,464,922.56	4,553,826.12	4,285,123.55	3,487,225.42	2,370,480.19	2,015,412.36	1,553,702.23	2,102,455.14	2,004,156.61	1,927,643.72	2,009,086.67	2,071,100.64	1,749,440.24	1,622,220.64	794,004.97	639,401.65	515,396.75	592,516.53	7,259,215.75	
7,390,382.57	6,921,671.85	5,917,064.54	5,211,901.34	4,747,608.42	3,294,281.32	2,843,260.54	2,472,762.49	2,546,555.58	2,422,955.29	2,234,617.11	2,447,087.69	2,241,349.45	2,187,618.39	1,886,694.05	1,176,726.03	895,393.31	987,264.23	911,641.21	8,883,571.39	
8,067,657.08	7,169,059.03	6,421,291.43	5,911,367.71	5,322,878.29	3,893,859.93	3,407,005.67	2,960,651.55	2,960,114.57	2,766,604.82	2,577,390.38	2,873,613.36	2,643,751.97	2,515,707.05	2,279,250.31	1,697,770.08	1,530,430.47	1,707,926.04	1,288,936.99	9,640,543.15	
7,877,519.02	6,846,516.10	6,255,513.63	5,804,576.79	5,276,473.40	3,867,713.74	3,383,756.71	2,916,434.18	2,701,020.25	2,817,055.25	2,446,335.40	2,811,958.62	2,589,532.80	2,424,636.02	2,300,423.71	1,879,466.93	1,572,385.72	1,654,964.77	1,261,996.19	9,403,285.54	
7,632,850.74	6,879,522.09	6,165,594.41	5,611,303.40	5,147,026.03	3,856,248.10	3,370,510.51	2,844,955.24	2,603,667.16	2,814,731.50	2,446,965.20	2,846,044.26	2,647,946.48	2,446,392.45	2,354,485.13	1,884,438.19	1,647,314.57	1,771,308.72	1,360,124.93	9,136,228.73	
7,396,585.22	6,758,604.54	5,872,305.69	5,597,496.54	5,145,729.29	3,729,564.69	3,275,787.89	2,851,158.09	2,420,785.62	2,795,038.54	2,614,500.86	2,664,830.17	2,595,986.23	2,402,307.66	2,282,817.61	1,897,795.66	1,472,593.18	1,691,409.95	1,210,356.42	8,854,695.32	
7,107,557.40	6,426,986.33	5,398,789.62	5,229,130.33	4,896,201.25	3,531,314.01	2,987,283.92	2,535,222.99	2,094,841.35	2,566,555.11	2,371,095.71	2,474,788.80	2,436,392.72	2,319,798.07	2,217,931.41	1,815,598.58	1,439,656.15	1,651,635.17	1,129,347.73	8,849,726.98	
6,620,698.14	6,217,837.20	4,751,943.98	5,019,100.05	4,695,468.93	3,445,413.11	2,962,321.73	2,375,375.37	2,030,459.33	2,324,665.35	2,086,490.66	2,166,748.69	2,373,369.73	2,247,875.53	2,067,556.08	1,770,363.23	1,314,952.63	1,548,746.47	998,709.28	8,418,307.55	
5,964,701.17	5,922,921.90	4,309,221.50	4,675,181.07	4,508,722.39	3,399,985.56	2,786,747.61	2,218,481.28	1,819,517.83	2,653,605.13	2,028,973.98	2,078,951.54	2,158,165.49	1,995,691.65	1,950,450.56	1,733,930.99	1,181,205.11	1,466,150.68	824,648.71	7,939,315.80	
5,731,396.90	5,654,746.62	4,084,176.41	4,575,232.89	4,394,094.37	3,209,449.92	2,590,881.06	2,098,133.77	1,594,837.70	2,069,733.13	1,872,419.95	1,917,213.24	2,014,947.50	1,766,243.49	1,643,269.78	1,541,576.26	770,951.77	839,623.87	671,522.07	7,444,967.57	
6,799,277.23	6,184,321.62	5,179,169.70	5,016,916.49	4,430,764.29	3,273,093.61	2,767,887.83	2,314,188.31	2,239,769.74	2,369,619.97	2,167,531.76	2,327,045.76	2,264,009.24	2,094,893.19	1,951,484.68	1,479,879.11	1,159,548.41	1,240,115.03	972,077.01		
76,650.28	1,570,570.21	(491,056.48)	181,138.52	1,165,644.45	617,768.86	492,547.29	513,196.07	(484,795.43)	197,313.18	(44,793.29)	(97,734.26)	248,704.01	122,973.71	101,693.52	770,624.49	(68,872.10)	168,301.80			

COB Series 2001
bond net initial revenues
\$2,467,509.10

NOTE: Rollback Election held
April 05, 1986 ... rollback
passed

GILLESPIE COUNTY, TEXAS
STATEMENT OF
Fund Cash/Investment Balances of County Funds
Managed by County Treasurer

Reporting Period for Maintenance & Operating, COB/GOB Operating & I&S, Special Revenue, Grants, Trust and Agency
October
November
December
January
February
March
April
May
June
July
August
September

GILLESPIE COUNTY, TEXAS
COUNTY SALES TAX ALLOCATION SUMMARY

March 1988 through FY2019

Period Tax Allocation Received	FY1988	FY1989	FY1990	FY1991	FY1992	FY1993	FY1994	FY1995	FY1996	FY1997	FY1998	FY1999	FY2000	FY2001	FY2002	FY2003	FY2004	FY2005	FY2006	FY2007
October	22,614.06	29,581.55	33,537.38	43,279.83	50,014.92	56,992.75	41,801.10	48,891.61	82,743.15	58,466.89	52,039.59	54,937.86	65,241.06	66,865.34	75,743.16	81,876.96	77,478.83	82,881.51	85,196.86	109,167.81
November	43,215.06	44,231.67	43,279.83	43,279.83	50,014.92	56,992.75	41,801.10	48,891.61	82,743.15	58,466.89	52,039.59	54,937.86	65,241.06	66,865.34	75,743.16	81,876.96	77,478.83	82,881.51	85,196.86	109,167.81
December	24,372.61	27,072.59	27,637.76	27,637.76	32,965.97	49,151.47	46,349.36	49,676.22	60,611.06	90,993.07	70,326.63	65,955.47	70,180.00	77,762.13	84,302.14	87,745.86	100,977.05	106,040.22	116,856.59	122,702.26
January	23,143.13	28,570.51	34,899.95	34,899.95	33,040.99	47,672.78	61,026.80	58,115.99	55,693.53	56,392.42	60,459.63	58,712.49	79,145.12	77,326.63	85,504.02	80,669.74	80,669.74	92,483.12	107,956.62	116,856.59
February	55,689.79	56,601.40	56,092.46	56,092.46	64,014.05	65,296.64	66,415.96	79,879.42	75,119.78	82,205.56	94,754.00	105,110.58	99,785.98	104,869.49	112,735.48	104,067.24	115,871.28	121,222.16	137,746.11	151,528.51
March	10,048.12	19,376.35	22,842.31	27,789.80	30,546.86	42,841.80	37,823.28	44,989.12	55,964.23	49,941.44	54,150.75	58,367.91	72,738.72	61,652.97	77,471.73	65,204.25	71,784.27	85,739.86	89,543.91	88,396.24
April	13,766.26	18,223.31	22,431.81	26,587.66	52,007.15	42,480.30	69,059.85	45,858.42	50,129.00	45,435.42	53,615.01	59,649.70	69,084.12	69,317.65	72,330.32	92,331.14	70,741.63	65,194.79	87,212.18	92,872.45
May	37,630.57	41,151.11	44,480.87	46,555.96	31,203.05	66,318.77	57,489.64	64,876.89	62,424.84	71,468.21	69,091.17	91,409.71	96,441.51	93,043.82	94,505.94	93,443.25	102,948.16	112,599.80	125,621.99	132,335.88
June	24,550.57	24,078.76	27,059.33	31,503.80	41,913.33	48,905.69	44,647.38	48,588.21	58,749.69	61,697.08	77,574.05	72,275.15	70,155.54	79,441.16	92,403.56	87,764.45	89,328.15	105,310.44	109,484.20	113,117.59
July	20,139.41	24,953.23	27,959.52	34,719.01	43,922.13	49,464.53	49,368.42	50,605.85	54,962.82	57,092.55	64,008.17	59,958.51	76,576.31	87,695.36	89,767.62	86,277.93	82,641.66	94,818.82	112,089.28	119,846.83
August	46,170.12	49,397.09	50,888.17	50,888.17	58,425.43	73,110.78	67,507.13	65,689.81	58,548.35	72,612.17	84,456.00	98,754.28	91,921.77	118,409.57	90,669.86	95,008.16	113,652.54	120,028.46	130,749.39	136,118.40
September	24,924.06	28,456.24	28,937.84	33,905.34	56,740.88	52,232.41	46,155.60	61,535.89	71,272.01	70,867.09	72,854.10	69,870.60	74,040.54	81,351.52	82,708.52	84,660.29	88,592.39	100,874.13	108,739.98	116,168.09
Total Per Year	177,209.11	371,669.14	426,705.37	447,587.81	531,768.15	654,863.55	679,801.81	714,336.98	713,469.19	742,999.64	814,374.71	870,123.80	947,268.24	996,071.14	1,045,200.46	1,072,404.53	1,172,245.33	1,318,219.78	1,404,151.96	
Total All Years	177,209.11	548,278.26	954,983.62	1,402,571.43	1,934,359.58	2,699,223.13	3,298,824.94	3,983,161.92	4,806,828.11	5,439,827.75	6,254,002.46	7,124,126.32	8,071,394.56	9,087,465.70	10,112,066.10	11,118,759.60	12,191,164.13	13,383,409.40	14,679,689.24	16,083,841.10
\$ Inc / Dec Over Prior Year	193,860.03	35,639.23	40,862.44	84,200.34	123,075.40	24,736.25	34,735.17	(870.79)	29,633.45	71,375.07	\$5,749.15	77,144.38	48,852.80	49,129.32	(39,107.02)	69,311.09	95,840.80	144,054.45	87,872.06	
% Inc / Dec Over Prior Year	109.40%	9.60%	10.05%	18.81%	23.14%	3.78%	5.11%	-0.12%	4.14%	9.61%	6.85%	8.97%	5.15%	4.93%	-3.74%	8.56%	9.31%	12.29%	6.66%	
Calendar Year Allocations	0.00	267,411.64	378,752.42	412,820.54	463,560.47	558,648.27	669,137.56	711,691.42	690,744.53	719,148.96	750,562.57	827,513.03	894,484.16	950,041.96	1,020,031.58	1,044,865.04	1,015,577.33	1,080,124.38	1,205,410.75	1,344,052.92
\$ Inc / Dec Over Prior Year	267,411.64	111,340.78	34,068.12	50,736.83	95,087.80	110,489.29	42,553.96	(20,946.89)	28,404.43	31,433.61	76,930.46	86,871.13	55,657.80	69,989.62	24,633.46	(29,287.71)	74,547.05	115,286.37	139,042.17	

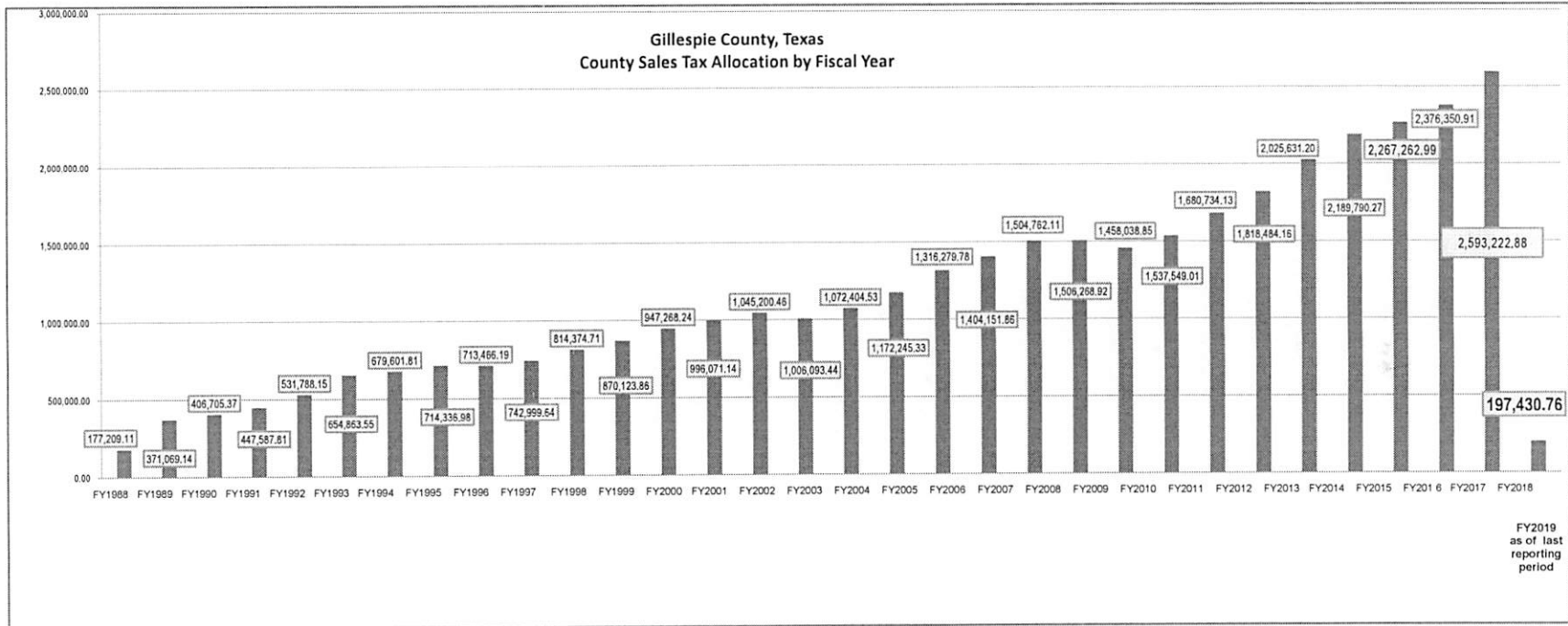
GILLESPIE COUNTY, TEXAS
COUNTY SALES TAX ALLOCATION SUMMARY

March 1988 through FY2019

FY2008	FY2009	FY2010	FY2011	FY2012	FY2013	FY2014	FY2015	FY2016	FY2017	FY2018	FY2019	Tax Collection Period Covered	Period Tax Allocation Received	Overall Average Per Month	FY2017 Over / (Under) Same Period FY2016		
													Month Of	YTD			
115,259.59	118,217.21	102,116.77	112,243.67	125,892.57	141,081.58	148,138.99	157,617.68	147,846.21	169,840.22	175,550.62	197,430.76	August	October	92,644.05	20,880.14	20,880.14	
130,133.07	134,938.43	123,352.45	139,931.32	131,441.01	134,815.56	165,928.20	184,365.11	192,079.08	196,293.03	207,168.09		September, 3rd Quarter	November				
118,582.93	120,353.68	121,763.89	122,844.30	127,081.99	144,995.63	158,611.46	185,647.66	184,958.53	190,144.19	204,594.79		October	December				
121,835.04	124,899.65	114,005.56	129,099.90	135,485.95	156,063.01	159,082.75	173,843.05	175,216.35	194,363.03	220,121.04		November	January				
158,719.04	156,720.77	152,630.86	164,529.87	171,080.19	193,126.02	202,308.32	223,742.03	254,424.26	294,045.64	251,630.83		December, 4th Quarter, Yearly	February				
99,481.19	98,684.79	90,364.94	97,024.18	107,810.68	120,617.71	136,428.71	141,523.60	150,478.20	160,281.99	178,641.37		January	March				
104,111.05	99,616.55	93,204.34	92,537.54	118,975.35	134,236.14	146,805.07	146,886.39	161,767.10	178,713.30	204,221.84		February	April				
133,405.05	141,709.49	148,772.69	153,252.45	177,882.27	187,322.27	195,085.16	203,013.55	239,591.23	227,716.89	241,177.59		March, 1st Quarter	May				
133,410.60	129,041.03	127,955.46	129,743.30	144,969.57	152,170.46	186,564.70	184,387.61	187,272.86	201,849.53	225,968.13		April	June				
122,196.26	117,201.96	116,809.95	125,153.69	140,436.50	154,274.37	165,319.97	187,207.85	181,228.88	198,574.38	227,287.72		May	July				
142,780.87	136,001.67	141,909.04	153,274.75	160,837.54	148,661.30	187,789.04	216,770.81	212,661.23	212,336.68	235,239.58		June, 2nd Quarter	August				
124,848.42	128,883.49	125,112.90	117,914.04	138,870.51	151,120.09	172,568.83	184,784.93	179,939.06	182,192.03	221,221.27		July	September				
<p>NOTATION: sales tax allocation was reduced by an audit collections of \$25,072.31, initiated by a Comptroller audit showing a 2012 transaction(s) outside the City of Fredericksburg that was incorrectly reported. The \$10 had a large impact upon the State's sales tax revenue, without audit adjustment net to County would have been no less than \$173,879(w) - 2013.08.08 LL</p>												Annual Average As of Last Full Reporting Year	Over / (Under) Last Year				
1,504,782.11	1,506,268.92	1,458,038.85	1,537,649.01	1,680,764.13	1,818,484.18	2,025,631.20	2,189,790.27	2,287,282.99	2,376,350.91	2,593,222.88	197,430.76	Total Per Year		1,194,902.15	(2,395,792.12)		
17,588,603.21	19,094,872.13	20,552,910.68	22,090,459.99	23,771,224.12	25,589,708.28	27,815,339.48	29,805,129.75	32,072,392.74	34,448,743.65	37,041,966.53	37,239,397.29	Total All Years					
												Annual Average As of Last Full Reporting Year					
												\$ Inc / (Dec) Over Prior Year					
100,610.25	1,508.81	(48,230.07)	79,510.16	143,215.12	137,720.03	207,147.04	164,159.07	77,472.72	109,087.92	216,871.97	(2,395,792.12)			80,533.79			
												% Inc / -Dec Over Prior Year					
7.17%	0.10%	-3.20%	5.45%	9.31%	8.19%	11.30%	8.10%	3.54%	4.81%	9.13%	-92.39%						
CY2007	CY2008	CY2009	CY2010	CY2011	CY2012	CY2013	CY2014	CY2015	CY2016	CY2017	CY2018						
1,433,216.16	1,514,296.84	1,479,992.71	1,485,825.03	1,546,945.29	1,717,241.33	1,868,270.04	2,082,583.00	2,186,843.64	2,298,856.61	2,408,386.97	2,202,340.14						
89,163.24	81,080.68	(34,304.13)	5,832.32	61,120.26	170,298.04	151,028.71	214,312.96	104,260.64	112,012.97	109,530.36	(206,046.83)						
												\$ Inc / (Dec) Over Prior Calendar Year					

GILLESPIE COUNTY, TEXAS
COUNTY SALES TAX ALLOCATION SUMMARY

March 1988 through FY2019



Gillespie County, Texas
Hotel Occupancy Tax ... Quarterly Recaps
As of Period Ending October 31, 2018

	Collection/Remittance Period	Collections		Disbursements		Cash Balance
		HOT & P&I Interest Earnings	Convention & Visitors Bureau	Organizations etc		
	2nd Quarter 2019					656,300.54
	1st Quarter 2019					656,300.54
	4th Quarter 2018		107,537.17	206,428.50		656,300.54
	3rd Quarter 2018		136,358.23			755,191.87
	Sub-Total	37,466.90	243,895.40	206,428.50	0.00	
FY2018	2nd Quarter 2018		156,228.01	122,100.00	(94.47)	618,833.64
	1st Quarter 2018		159,981.25	195,008.00	(3,928.79)	584,611.16
	4th Quarter 2017		115,317.34	183,563.00	(1,470.61)	615,709.12
	3rd Quarter 2017		151,155.95			682,484.17
	Sub-Total	87,505.42	582,682.55	500,671.00	(5,493.87)	
FY2017	2nd Quarter 2017		130,827.26	166,071.00	131,648.00	531,328.22
	1st Quarter 2017		143,907.88		(755.93)	698,219.96
	4th Quarter 2016		111,214.19	166,071.00		553,556.15
	3rd Quarter 2016		142,319.44			608,412.96
	Sub-Total	65,234.70	528,268.77	332,142.00	130,892.07	
FY2016	2nd Quarter 2016		124,466.03	150,829.00	120,000.00	466,093.52
	1st Quarter 2016		128,625.32			612,456.49
	4th Quarter 2015		96,483.07	150,829.00		483,831.17
	3rd Quarter 2015		115,558.26		(881.94)	538,177.10
	Sub-Total	44,356.62	465,132.68	301,658.00	119,118.06	
FY2015	2nd Quarter 2015		120,944.22	127,742.50	118,000.00	421,736.90
	1st Quarter 2015		122,937.00			546,535.18
	4th Quarter 2014		104,239.90	127,742.50		423,598.18
	3rd Quarter 2014		120,711.31			447,100.78
	Sub-Total	95,347.43	468,832.43	255,485.00	118,000.00	
FY2014	2nd Quarter 2014		95,362.58	111,163.00	120,000.00	326,389.47
	1st Quarter 2014		92,050.01			462,189.89
	4th Quarter 2013		90,687.97	111,163.00		370,139.88
	3rd Quarter 2013		82,776.94			390,614.91
	Sub-Total	18,551.50	360,877.50	222,326.00	120,000.00	
FY2013	2nd Quarter 2013		82,927.36	96,357.50	80,000.00	307,837.97
	1st Quarter 2013		102,188.41			401,268.11
	4th Quarter 2012		56,763.25	96,357.50		299,079.70
	3rd Quarter 2012		69,377.43			338,673.95
	Sub-Total	38,541.45	311,256.45	192,715.00	80,000.00	
FY2012	2nd Quarter 2012		76,505.61	84,193.50	11,000.00	269,296.52
	1st Quarter 2012		67,043.98		69,000.00	287,984.41
	4th Quarter 2011		63,485.70	84,193.50		289,940.43
	3rd Quarter 2011		62,766.18			310,648.23
	Sub-Total	21,414.47	269,801.47	168,387.00	80,000.00	
FY2011	2nd Quarter 2011		60,050.07	80,530.57		247,882.05
	1st Quarter 2011		61,473.10		80,000.00	268,362.55
	4th Quarter 2010		47,182.38	80,530.57		286,889.45
	3rd Quarter 2010		67,036.85			320,237.64
	Sub-Total	(5,318.74)	235,742.40	161,061.14	80,000.00	

Gillespie County, Texas
Hotel Occupancy Tax ... Quarterly Recaps
As of Period Ending October 31, 2018

	Collection/Remittance Period	Collections		Disbursements		Cash Balance
		HOT & P&I Interest Earnings	Convention & Visitors Bureau	Organizations etc		
FY2010	2nd Quarter 2010		47,363.32	82,089.00	61,500.00	253,200.79
	1st Quarter 2010		67,910.43			349,426.47
	4th Quarter 2009		46,539.68	82,089.00		281,516.04
FY2009	3rd Quarter 2009		63,672.15			317,065.36
	Sub-Total	(192.42)	225,485.58	164,178.00	61,500.00	
	2nd Quarter 2009		55,182.22			253,393.21
FY2008	1st Quarter 2009		68,196.40	80,854.20		198,210.99
	4th Quarter 2008		43,834.09	80,854.20		210,868.79
	3rd Quarter 2008		75,474.18		15,000.00	247,888.90
FY2007	Sub-Total	65,978.49	242,686.89	161,708.40	15,000.00	
	2nd Quarter 2008		52,205.02	100,000.00		187,414.72
	1st Quarter 2008		62,603.17			235,209.70
FY2007	4th Quarter 2007		53,485.43			172,606.53
	3rd Quarter 2007		61,352.43			119,121.10
	Sub-Total	129,646.05	229,646.05	100,000.00	0.00	
FY2007	2nd Quarter 2007		57,271.57			57,768.67
	1st Quarter 2007		497.10	0.00	0.00	497.10
	Sub-Total	57,768.67	57,768.67	0.00	0.00	
Sub-Total				2,766,760.04	799,016.26	
Totals All Years		Revenues	4,222,076.84	Expenditures		3,565,776.30
				Net Cash Effect		656,300.54

GILLESPIE COUNTY, TEXAS

GOB Series 2010 Refunding Bonds ... December.2010
 Post COB Series 2001 ... September.2001

Bond Redemptions & Interest Payment Schedule
 February.2011 through February.2021

	Year 1 2011	Year 2 2012	Year 3 2013	Year 4 2014	Year 5 2015	Year 6 2016	Year 7 2017	Year 8 2018	Year 9 2019	Year 10 2020	Year 11 2021	
Actual Balance At Year Start	1,839,134.46	1,779,647.50	1,603,672.50	1,429,447.50	1,247,370.00	1,067,992.50	891,727.50	714,050.00	535,510.00			Actual Balance At Year Start
February bonds interest	35,000.00 6,079.46	140,000.00 18,407.50	140,000.00 17,567.50	150,000.00 16,657.50	150,000.00 15,420.00	150,000.00 13,957.50	155,000.00 12,307.50	160,000.00 10,370.00				bonds interest February
August bonds interest	0.00 18,407.50	0.00 17,567.50	0.00 16,657.50	0.00 15,420.00	0.00 13,957.50	0.00 12,307.50	0.00 10,370.00	0.00 8,170.00				bonds interest August
Total Remitted To Date	59,486.96	235,461.96	409,686.96	591,764.46	771,141.96	947,406.96	1,125,084.46	1,303,624.46	1,303,624.46	1,303,624.46	1,303,624.46	Total Remitted To Date
Actual Balance To Date	1,779,647.50	1,603,672.50	1,429,447.50	1,247,370.00	1,067,992.50	891,727.50	714,050.00	535,510.00	535,510.00			Actual Balance To Date
Projected Pymnt Per Year	59,486.96	175,975.00	174,225.00	182,077.50	179,377.50	176,265.00	177,677.50	178,540.00	178,865.00	178,670.00	177,975.00	Projected Pymnt Per Year
Projected Balance At Year End	1,779,647.50	1,603,672.50	1,429,447.50	1,247,370.00	1,067,992.50	891,727.50	714,050.00	535,510.00	356,645.00	177,975.00	0.00	Projected Balance At Year End

\$1,988,356.26 COB Series 2001 Debt Service on Refunded Bonds	\$1,590,000.00 Principal	\$1,590,000.00 Series 2010 Sources of Funds..Proceeds of Bonds
<u>\$1,839,134.46</u> GOB Series 2010 Refunded Bonds	<u>\$249,134.46</u> interest	<u>\$38,746.50</u> Cost of Issuance
\$149,221.80 Net savings	\$1,839,134.46 GOB Series 2010, Refunding Bonds	\$1,551,253.50 Deposit to Escrow

Original Certificates of Obligation Bonds Series 2001 payments started February 2002
 Series 2010 Refunding ... Interest and Bond Redemptions due February of each year starting February of 2011
 Series 2010 Refunding ... Interest only due August of each year starting August of 2011

GILLESPIE COUNTY, TEXAS

GOB Series 2013 ... Jail Project

Bond Redemptions Interest Payment Schedule
February.2014 through February.2033

Schedule Bond Redemption & Interest Payment		Initial Receipt of Bonds June.2013	Year 1 2014	Year 2 2015	Year 3 2016	Year 4 2017	Year 5 2018	Year 6 2019	Year 7 2020	Year 8 2021	Year 9 2022	Year 10 2023
Projected Balances At Year Start		20,429,713.00	20,429,713.00	19,408,475.00	18,387,525.00	17,367,275.00	16,347,925.00	15,324,725.00	14,300,875.00	13,279,650.00	12,256,300.00	11,234,800.00
February	bonds	0.00	395,000.00	530,000.00	540,000.00	550,000.00	565,000.00	580,000.00	595,000.00	620,000.00	645,000.00	670,000.00
	interest	0.00	378,113.00	248,125.00	242,825.00	237,425.00	231,925.00	226,275.00	217,575.00	208,650.00	194,700.00	181,800.00
August	bonds	0.00	0.00	0.00	0.00	0.00	0.00	0.00	0.00	0.00	0.00	0.00
	interest	0.00	248,125.00	242,825.00	237,425.00	231,925.00	226,275.00	217,575.00	208,650.00	194,700.00	181,800.00	168,400.00
		0.00	1,021,238.00	1,020,950.00	1,020,250.00	1,019,350.00	1,023,200.00	1,023,850.00	1,021,225.00	1,023,350.00	1,021,500.00	1,020,200.00
Projected Total Remittance		0.00	1,021,238.00	2,042,188.00	3,062,438.00	4,081,788.00	5,104,988.00	6,128,838.00	7,150,063.00	8,173,413.00	9,194,913.00	10,215,113.00
Project Balances At Year End		20,429,713.00	19,408,475.00	18,387,525.00	17,367,275.00	16,347,925.00	15,324,725.00	14,300,875.00	13,279,650.00	12,256,300.00	11,234,800.00	10,214,600.00
Bonds Issued June.2014												
Principal and Interest payments due February of each year starting February of 2014												
Interest only payments due August of each year starting August of 2014												

Outstanding Tax Secured Debt		Initial Receipt of Bonds June.2013	Year 1 2014	Year 2 2015	Year 3 2016	Year 4 2017	Year 5 2018	Year 6 2019	Year 7 2020	Year 8 2021	Year 9 2022	Year 10 2023
Balances At Year Start		20,429,713.00	20,429,713.00	19,408,475.50	18,387,525.50	17,367,275.50	16,347,925.50	15,324,525.50	15,324,525.50	15,324,525.50	15,324,525.50	15,324,525.50
February	bonds	0.00	395,000.00	530,000.00	540,000.00	550,000.00	565,000.00					
	interest	0.00	378,112.50	248,125.00	242,825.00	237,425.00	231,925.00					
August	bonds	0.00	0.00	0.00	0.00	0.00	0.00					
	interest	0.00	248,125.00	242,825.00	237,425.00	231,925.00	226,475.00					
Total Annual Remittances		0.00	1,021,237.50	1,020,950.00	1,020,250.00	1,019,350.00	1,023,400.00	0.00	0.00	0.00	0.00	0.00
Total Remittances To Date		0.00	1,021,237.50	2,042,187.50	3,062,437.50	4,081,787.50	5,105,187.50	5,105,187.50	5,105,187.50	5,105,187.50	5,105,187.50	5,105,187.50

GILLESPIE COUNTY, TEXAS

GOB Series 2013 ... Jail Project

Bond Redemptions Interest Payment Schedule
February.2014 through February.2033

Schedule Bond Redemption & Interest Payment		Year 11	Year 12	Year 13	Year 14	Year 15	Year 16	Year 17	Year 18	Year 19	Year 20
		2024	2025	2026	2027	2028	2029	2030	2031	2032	2033
Projected Balances At Year Start		10,214,600.00	9,191,800.00	8,172,500.00	7,152,800.00	6,129,000.00	5,107,400.00	4,084,300.00	3,061,100.00	2,039,200.00	1,020,000.00
February	bonds	700,000.00	725,000.00	755,000.00	790,000.00	820,000.00	855,000.00	890,000.00	925,000.00	960,000.00	1,000,000.00
	interest	168,400.00	154,400.00	139,900.00	124,800.00	109,000.00	92,600.00	75,500.00	57,700.00	39,200.00	20,000.00
August	bonds	0.00	0.00	0.00	0.00	0.00	0.00	0.00	0.00	0.00	0.00
	interest	154,400.00	139,900.00	124,800.00	109,000.00	92,600.00	75,500.00	57,700.00	39,200.00	20,000.00	0.00
		1,022,800.00	1,019,300.00	1,019,700.00	1,023,800.00	1,021,600.00	1,023,100.00	1,023,200.00	1,021,900.00	1,019,200.00	1,020,000.00
Projected Total Remittance		11,237,913.00	12,257,213.00	13,276,913.00	14,300,713.00	15,322,313.00	16,345,413.00	17,368,613.00	18,390,513.00	19,409,713.00	20,429,713.00
Project Balances At Year End		9,191,800.00	8,172,500.00	7,152,800.00	6,129,000.00	5,107,400.00	4,084,300.00	3,061,100.00	2,039,200.00	1,020,000.00	0.00
Bonds Issued June.2014											
Principal and Interest payments due February of each year starting February of 2014											
Interest only payments due August of each year starting August of 2014											

Outstanding Tax Secured Debt		Year 11	Year 12	Year 13	Year 14	Year 15	Year 16	Year 17	Year 18	Year 19	Year 20
		2024	2025	2026	2027	2028	2029	2030	2031	2032	2033
Balances At Year Start		15,324,525.50	15,324,525.50	15,324,525.50	15,324,525.50	15,324,525.50	15,324,525.50	15,324,525.50	15,324,525.50	15,324,525.50	15,324,525.50
February	bonds										
	interest										
August	bonds										
	interest										
Total Annual Remittances		0.00	0.00	0.00	0.00	0.00	0.00	0.00	0.00	0.00	0.00
Total Remittances To Date		5,105,187.50	5,105,187.50	5,105,187.50	5,105,187.50	5,105,187.50	5,105,187.50	5,105,187.50	5,105,187.50	5,105,187.50	5,105,187.50

GILLESPIE COUNTY, TEXAS
Capital Assets Lease/Purchase ... Contract 6451, September.2013
Road & Bridge Departments

PROJECTED Payments

PROJECTED Payments		FY2016			FY2017			FY2018			FY2019		
		Total Payment	Principal	Interest	Total Payment	Principal	Interest	Total Payment	Principal	Interest	Total Payment	Principal	Interest
Column	Column	Column	Column	Column	Column	Column	Column	Column	Column	Column	Column	Column	Column
Balance At Year Start		198,399.52			135,747.04			73,094.56			10,442.08		
October	payment	5,221.04			5,221.04			5,221.04			5,221.04		
	principal/interest		4,622.79	598.25		4,803.90	417.14		4,992.12	28.92		5,187.70	33.34
November	payment	5,221.04			5,221.04			5,221.04			5,221.04		
	principal/interest		4,637.62	583.42		4,819.31	401.73		5,008.13	212.91		5,204.37	16.67
December	payment	5,221.04			5,221.04			5,221.04					
	principal/interest		4,652.49	568.55		4,834.77	388.27		5,024.20	196.84			
January	payment	5,221.04			5,221.04			5,221.04					
	principal/interest		4,667.42	553.62		4,850.28	370.76		5,040.31	180.73			
February	payment	5,221.04			5,221.04			5,221.04					
	principal/interest		4,682.39	538.65		4,865.84	355.20		5,056.48	164.56			
March	payment	5,221.04			5,221.04			5,221.04					
	principal/interest		4,697.41	523.63		4,881.45	339.59		5,072.70	148.34			
April	payment	5,221.04			5,221.04			5,221.04					
	principal/interest		4,712.48	508.56		4,897.11	323.93		5,088.97	132.07			
May	payment	5,221.04			5,221.04			5,221.04					
	principal/interest		4,727.59	493.45		4,912.82	308.22		5,105.30	115.74			
June	payment	5,221.04			5,221.04			5,221.04					
	principal/interest		4,742.76	478.28		4,928.57	292.47		5,121.67	99.37			
July	payment	5,221.04			5,221.04			5,221.04					
	principal/interest		4,757.97	463.07		4,944.38	276.66		5,138.10	82.94			
August	payment	5,221.04			5,221.04			5,221.04					
	principal/interest		4,773.23	447.81		4,960.24	260.80		5,154.58	66.46			
September	payment	5,221.04			5,221.04			5,221.04					
	principal/interest		4,788.54	432.50		4,976.16	244.88		5,171.12	49.92			
Total Proposed Payments Per Year													
	Total Payments	62,652.48			62,652.48			62,652.48			10,442.08		
	Principal		56,462.69			58,674.83			60,973.68			10,392.07	
	Interest			6,189.79			3,977.65		1,478.80				50.01
Projected Balance Year End													
		135,747.04			73,094.56			10,442.08			0.00		

GILLESPIE COUNTY, TEXAS
 Capital Assets Lease/Purchase ... Contract 6451, September.2013
 Road & Bridge Departments

ACTUAL Payments

ACTUAL Payments		FY2016			FY2017			FY2018			FY2019		
		Total Payment	Principal	Interest	Total Payment	Principal	Interest	Total Payment	Principal	Interest	Total Payment	Principal	Interest
Column1	Column2	Column3	Column4	Column5	Column6	Column7	Column8	Column9	Column16	Column17	Column18	Column19	Column20
Balance At Year Start		193,188.48			135,758.04			67,884.52			4,932.04		
October	payment	5,221.04			5,221.04			5,221.04			0.00		
	principal/interest		4,637.62	583.42		4,803.90	417.14		5,008.13	212.91		0.00	0.00
November	payment	5,220.04			5,221.04			5,221.04					
	principal/interest		4,652.49	567.55		4,819.31	401.73		5,024.20	196.84			
December	payment	5,221.04			5,221.04			5,221.04					
	principal/interest		4,667.42	553.62		4,819.31	401.73		5,040.31	180.73			
January	payment	5,221.04			10,442.08			5,221.04					
	principal/interest		4,682.39	538.65		9,716.12	725.96		5,056.47	164.57			
February	payment	5,221.04			5,221.04			5,221.04					
	principal/interest		4,697.41	523.63		4,881.45	339.59		5,072.71	148.33			
March	payment	5,221.04			5,221.04			5,221.04					
	principal/interest		4,712.48	508.56		4,897.10	323.94		5,088.97	132.07			
April	payment	5,221.04			5,221.04			5,221.04					
	principal/interest		4,727.59	493.45		4,912.82	308.22		5,105.30	115.74			
May	payment	5,221.04			5,221.04			5,221.04					
	principal/interest		4,742.76	478.28		4,928.57	292.47		5,121.67	99.37			
June	payment	5,221.04			5,221.04			5,221.04					
	principal/interest		4,757.97	463.07		4,944.38	278.66		5,138.10	82.94			
July	payment	5,221.04			5,221.04			5,521.04					
	principal/interest		4,773.23	447.81		4,960.25	260.79		5,454.59	66.45			
August	payment	5,221.04			5,221.04			5,221.04					
	principal/interest		4,788.54	432.50		4,976.16	244.88		5,171.12	49.92			
September	payment	0.00			5,221.04			5,221.04					
	principal/interest		0.00	0.00		4,992.12	228.92		5,187.69	33.35			
Total Payments as of Current Date													
	Total Payments	57,430.44			67,873.52			62,952.48			0.00		
	Principal		51,839.90			63,651.49			61,469.26			0.00	
	Interest			5,590.54			4,222.03		1,483.22			0.00	
Balance as of Current Period													
		135,758.04			67,884.52			4,932.04			4,932.04		

GILLESPIE COUNTY, TEXAS
Capital Assets Lease/Purchase ... Contract 7756, June.2017
Road & Bridge Departments

PROJECTED Payments

PROJECTED Payments	FY2017			FY2018			FY2019			FY2020			FY2021			FY2022		
	Total Payment	Principal	Interest	Total Payment	Principal	Interest	Total Payment	Principal	Interest	Total Payment	Principal	Interest	Total Payment	Principal	Interest	Total Payment	Principal	Interest
Balance At Year Start	665,051.40			631,798.83			498,788.55			365,778.27			232,767.99			99,757.71		
October	payment			11,084.19			11,084.19			11,084.19			11,084.19			11,084.19		
	principal/interest				9,273.41	1,810.78	9,628.26	1,455.93	9,996.69	1,087.50	10,379.21	704.98	10,776.38	307.81				
November	payment			11,084.19			11,084.19			11,084.19			11,084.19			11,084.19		
	principal/interest				9,302.48	1,781.71	9,658.44	1,425.75	10,028.02	1,056.17	10,411.75	672.44	10,810.15	274.04				
December	payment			11,084.19			11,084.19			11,084.19			11,084.19			11,084.19		
	principal/interest				9,331.63	1,752.56	9,688.71	1,395.48	10,059.45	1,024.74	10,444.38	639.81	10,844.03	240.16				
January	payment			11,084.19			11,084.19			11,084.19			11,084.19			11,084.19		
	principal/interest				9,360.88	1,723.31	9,719.08	1,365.11	10,090.98	993.21	10,477.11	607.08	10,878.02	206.17				
February	payment			11,084.19			11,084.19			11,084.19			11,084.19			11,084.19		
	principal/interest				9,390.22	1,693.97	9,749.54	1,334.65	10,122.61	961.58	10,509.95	574.24	10,912.11	172.08				
March	payment			11,084.19			11,084.19			11,084.19			11,084.19			11,084.19		
	principal/interest				9,419.65	1,664.54	9,780.09	1,304.10	10,154.33	929.86	10,542.89	541.30	10,946.31	137.88				
April	payment			11,084.19			11,084.19			11,084.19			11,084.19			11,084.19		
	principal/interest				9,449.17	1,635.02	9,810.75	1,273.44	10,186.16	898.03	10,575.93	508.26	10,980.62	103.57				
May	payment			11,084.19			11,084.19			11,084.19			11,084.19			11,084.19		
	principal/interest				9,478.79	1,605.40	9,841.50	1,242.69	10,218.08	866.11	10,609.08	475.11	11,015.04	69.15				
June	payment			11,084.19			11,084.19			11,084.19			11,084.19			11,084.19		
	principal/interest				9,508.50	1,575.69	9,872.34	1,211.85	10,250.11	834.08	10,642.33	441.85	11,049.42	34.77				
July	payme	11,084.19		11,084.19			11,084.19			11,084.19			11,084.19			11,084.19		
	principal/interest	6,036.90	5,047.29		9,538.30	1,545.89	9,903.28	1,180.91	10,282.23	801.96	10,675.68	408.51						
August	payme	11,084.19		11,084.19			11,084.19			11,084.19			11,084.19			11,084.19		
	principal/interest	9,215.56	1,868.63		9,568.19	1,516.00	9,934.32	1,149.87	10,314.46	769.73	10,709.14	375.05						
September	payme	11,084.19		11,084.19			11,084.19			11,084.19			11,084.19			11,084.19		
	principal/interest	9,244.44	1,839.75		9,598.18	1,486.01	9,965.46	1,118.73	10,346.79	737.40	10,742.71	341.48						
Total Proposed Payments Per Year																		
Total Payments	33,252.57			133,010.28			133,010.28			133,010.28			133,010.28			99,757.71		
Principal	24,496.90			113,219.40			117,551.77			122,049.91			126,720.16			98,212.08		
Interest		8,755.67			19,790.88		15,458.51		10,960.37		6,290.12		1,545.63					
Projected Balance Year End																		
	631,798.83			498,788.55			365,778.27			232,767.99			99,757.71			0.00		

GILLESPIE COUNTY, TEXAS
 Capital Assets Lease/Purchase ... Contract 7756, June.2017
 Road & Bridge Departments

ACTUAL Payments

ACTUAL Payments	FY2017			FY2018			FY2019		
	Total Payment	Principal	Interest	Total Payment	Principal	Interest	Total Payment	Principal	Interest
Balance At Year Start	665,051.40			631,798.83			498,788.55		
October payment				11,084.19			11,084.19		
principal/interest					9,273.41	1,810.78	9,658.43	1,425.76	
November payment				11,084.19					
principal/interest					9,302.47	1,781.72			
December payment				11,084.19					
principal/interest					9,331.62	1,752.57			
January payment				11,084.19					
principal/interest					9,360.88	1,723.31			
February payment				11,084.19					
principal/interest					9,390.23	1,693.96			
March payment				11,084.19					
principal/interest					9,419.64	1,664.55			
April payment				11,084.19					
principal/interest					9,449.17	1,635.02			
May payment				11,084.19					
principal/interest					9,478.79	1,605.40			
June payment				11,084.19					
principal/interest					9,508.50	1,575.69			
July payment	11,084.19			11,084.19					
principal/interest		5,036.90	5,047.29		9,538.30	1,545.89			
August payment	11,084.19			11,084.19					
principal/interest		9,215.56	1,868.63		9,568.20	1,515.99			
September payment	11,084.19			11,084.19					
principal/interest		9,244.44	1,839.75		9,598.18	1,486.01			
Total Payments as of Current Date									
Total Payments	33,252.57			133,010.28			11,084.19		
Principal		24,496.90			113,219.39		9,658.43		
Interest			8,755.67			19,790.89		1,425.76	
Balance as of Current Period									
	631,798.83			498,788.55			487,704.36		

GILLESPIE COUNTY, TEXAS
 Capital Assets Lease/Purchase ... Contract ----, October.2017
 Road & Bridge Departments

PROJECTED Payments

PROJECTED Payments		FY2018			FY2019			FY2020			FY2021			FY2022		
		Total Payment	Principal	Interest	Total Payment	Principal	Interest	Total Payment	Principal	Interest	Total Payment	Principal	Interest	Total Payment	Principal	Interest
Column1	Column2	Column8	Column9	Column11	Column12	Column13	Column14	Column15	Column16	Column17	Column18	Column19	Column20	Column21	Column22	Column23
Balance At Year Start		932,648.64			832,722.00			699,486.48			566,250.95			433,015.44		
October	payment				11,102.96			11,102.96			11,102.96			11,102.96		
	principal/interest					8,800.62	2,302.34		9,134.01	1,968.95		9,480.02	1,622.94		9,839.15	1,263.81
November	payment				11,102.96			11,102.96			11,102.96			11,102.96		
	principal/interest					8,827.93	2,275.03		9,162.35	1,940.61		9,509.44	1,593.52		9,869.68	1,233.28
December	payment				11,102.96			11,102.96			11,102.96			11,102.96		
	principal/interest					8,855.33	2,247.63		9,190.79	1,912.17		9,538.95	1,564.01		9,900.31	1,202.65
January	payment	11,102.96			11,102.96			11,102.96			11,102.96			11,102.96		
	principal/interest		6,190.70	4,912.26		8,882.81	2,220.15		9,219.31	1,883.65		9,568.56	1,534.40		9,931.04	1,171.92
February	payment	11,102.96			11,102.96			11,102.96			11,102.96			11,102.96		
	principal/interest		8,585.15	2,517.81		8,910.38	2,192.58		9,247.92	1,855.04		9,598.25	1,504.71		9,961.86	1,141.10
March	payment	11,102.96			11,102.96			11,102.96			11,102.96			11,102.96		
	principal/interest		8,611.79	2,491.17		8,938.03	2,164.93		9,276.62	1,826.34		9,628.04	1,474.92		9,992.77	1,110.19
April	payment	11,102.96			11,102.96			11,102.96			11,102.96			11,102.96		
	principal/interest		8,638.52	2,464.44		8,965.76	2,137.20		9,305.41	1,797.55		9,657.92	1,445.04		10,023.78	1,079.18
May	payment	11,102.96			11,102.96			11,102.96			11,102.96			11,102.96		
	principal/interest		8,665.33	2,437.63		8,993.59	2,109.37		9,334.29	1,768.67		9,687.89	1,415.07		10,054.89	1,048.07
June	payment	11,102.96			11,102.96			11,102.96			11,102.96			11,102.96		
	principal/interest		8,692.22	2,410.74		9,021.50	2,081.46		9,363.25	1,739.71		9,717.95	1,385.01		10,086.09	1,016.87
July	payment	11,102.96			11,102.96			11,102.96			11,102.96			11,102.96		
	principal/interest		8,719.19	2,383.77		9,049.50	2,053.46		9,392.31	1,710.65		9,748.11	1,354.85		10,117.39	985.57
August	payment	11,102.96			11,102.96			11,102.96			11,102.96			11,102.96		
	principal/interest		8,746.25	2,356.71		9,077.58	2,025.38		9,421.46	1,681.50		9,778.36	1,324.60		10,148.79	954.17
September	payment	11,102.96			11,102.96			11,102.96			11,102.96			11,102.96		
	principal/interest		8,773.39	2,329.57		9,105.75	1,997.21		9,450.70	1,652.26		9,808.71	1,294.25		10,180.28	922.68
Total Proposed Payments Per Year																
Total Payments	932,648.64	99,926.64			133,235.52			133,235.52			133,235.52			133,235.52		
Total Principal	817,515.25		75,622.54		107,428.78			111,498.42			115,722.20			120,106.03		
Total Interest	115,133.39			24,304.10			25,806.74			21,737.10			17,513.32			13,129.49
Projected Balance Year End																
		832,722.00			699,486.48			566,250.96			433,015.44			299,779.92		

GILLESPIE COUNTY, TEXAS
 Capital Assets Lease/Purchase ... Contract ----, October.2017
 Road & Bridge Departments

ACTUAL Payments

FY2023			FY2024			FY2025		
Total Payment	Principal	Interest	Total Payment	Principal	Interest	Total Payment	Principal	Interest
Column154	Column155	Column174	Column158	Column159	Column177	Column161	Column162	Column180
299,779.92		166,544.40				33,308.88		
11,102.96		11,102.96				11,102.96		
	10,211.88	891.08		10,598.73	504.23		11,000.23	102.73
11,102.96		11,102.96				11,102.96		
	10,243.57	859.39		10,831.62	471.34		11,034.37	68.59
11,102.96		11,102.96				11,102.96		
	10,275.36	827.60		10,664.61	438.35		11,068.58	34.38
11,102.96		11,102.96						
	10,307.25	795.71		10,697.71	405.25			
11,102.96		11,102.96						
	10,339.23	763.73		10,730.91	372.05			
11,102.96		11,102.96						
	10,371.32	731.64		10,764.21	338.75			
11,102.96		11,102.96						
	10,403.50	699.46		10,797.61	305.35			
11,102.96		11,102.96						
	10,435.79	667.17		10,831.12	271.84			
11,102.96		11,102.96						
	10,468.18	634.78		10,864.73	238.23			
11,102.96		11,102.96						
	10,500.66	602.30		10,898.45	204.51			
11,102.96		11,102.96						
	10,533.25	569.71		10,932.27	170.69			
11,102.96		11,102.96						
	10,565.94	537.02		10,966.20	136.76			
133,235.52		133,235.52				33,308.88		
	124,655.93			129,378.17			33,103.18	
		8,579.59			3,857.35			205.70
166,544.40			33,308.88			(0.00)		

ACTUAL Payments		FY2018			FY2019		
		Total Payment	Principal	Interest	Total Payment	Principal	Interest
Column1	Column2	Column3	Column4	Column5	Column6	Column7	Column8
Balance At Year Start		313,262.40			202,232.80		
October	payment			11,102.96			
	principal/interest				8,855.34	2,247.62	
November	payment			0.00			
	principal/interest						
December	payment	11,102.96			0.00		
	principal/interest		6,190.71	4,912.25			
January	payment	11,102.96			0.00		
	principal/interest		8,585.15	2,517.81			
February	payment	11,102.96			0.00		
	principal/interest		8,611.79	2,491.17			
March	payment	11,102.96			0.00		
	principal/interest		8,638.51	2,484.45			
April	payment	11,102.96			0.00		
	principal/interest		8,665.33	2,437.83			
May	payment	11,102.96			0.00		
	principal/interest		8,692.22	2,410.74			
June	payment	11,102.96			0.00		
	principal/interest		8,719.19	2,383.77			
July	payment	11,102.96			0.00		
	principal/interest		8,746.26	2,356.70			
August	payment	11,102.96			0.00		
	principal/interest		8,773.40	2,329.56			
September	payment	11,102.96			0.00		
	principal/interest		8,800.62	2,302.34			
Total Payments as of Current Date							
Total Payments		111,029.60			11,102.96		
Principal			84,423.18			8,855.34	
Interest				26,606.42			2,247.62
Balance as of Current Period							
		202,232.80			191,129.84		

GILLESPIE COUNTY, TEXAS
Public Property Finance ... Contract 6774, October 24, 2014
Sheriff Office ... Law Enforcement Radio System Upgrade

ACTUAL Payments

ACTUAL Payments	FY2016			FY2017			FY2018			FY2019		
	Total Payment	Principal	Interest	Total Payment	Principal	Interest	Total Payment	Principal	Interest	Total Payment	Principal	Interest
Balance Year Start	623,572.07			555,003.71			486,435.35			417,866.99		
October payment	5,714.03			5,714.03			5,714.03			5,714.03		
principal/interest		4,141.76	1,572.27		4,291.13	1,422.90		4,445.88	1,268.15		4,619.83	1,094.20
November payment	5,714.03			5,714.03			5,714.03					
principal/interest		4,154.01	1,560.02		4,303.81	1,410.22		4,459.02	1,255.01			
December payment	5,714.03			5,714.03			5,714.03					
principal/interest		4,166.29	1,547.74		4,316.54	1,397.49		4,472.21	1,241.82			
January payment	5,714.03			5,714.03			5,714.03					
principal/interest		4,178.61	1,535.42		4,329.30	1,384.73		4,485.43	1,228.60			
February payment	5,714.03			5,714.03			5,714.03					
principal/interest		4,190.96	1,523.07		4,342.10	1,371.93		4,498.69	1,215.34			
March payment	5,714.03			5,714.03			5,714.03					
principal/interest		4,203.35	1,510.68		4,354.94	1,359.09		4,511.99	1,202.04			
April payment	5,714.03			5,714.03			5,714.03					
principal/interest		4,215.78	1,498.25		4,367.82	1,346.21		4,525.33	1,188.70			
May payment	5,714.03			5,714.03			5,714.03					
principal/interest		4,228.25	1,485.78		4,380.73	1,333.30		4,538.71	1,175.32			
June payment	5,714.03			5,714.03			5,714.03					
principal/interest		4,240.75	1,473.28		4,393.68	1,320.35		4,552.13	1,161.90			
July payment	5,714.03			5,714.03			5,714.03					
principal/interest		4,253.29	1,460.74		4,406.67	1,307.36		4,565.59	1,148.44			
August payment	5,714.03			5,714.03			5,714.03					
principal/interest		4,265.86	1,448.17		4,419.70	1,294.33		4,579.09	1,134.94			
September payment	5,714.03			5,714.03			5,714.03					
principal/interest		4,278.48	1,435.55		4,432.77	1,281.26		4,592.63	1,121.40			
Total Payments Current Period												
Total Payments	68,568.36			68,568.36			68,568.36			5,714.03		
Principal		50,517.39			52,339.19			54,226.70			4,619.83	
Interest			18,050.97			16,229.17			14,341.66			1,094.20
Balance Current Period												
		555,003.71			486,435.35			417,866.99			412,152.96	

County of Gillespie
 District Clerk Bond / Trust Recap
 October 2018 - September 2019
 Funds Managed by County Treasurer

Cause Description	Cause No	Initial Investment			Current Year Interest												Cause Description	Released Investments	Current Balances	Current Year Interest	Total Interest
		Face Value	Prior Interest		TexPool Account																
			Adjusted Interest	TexPool Interest	Oct.2018	Nov.2018	Dec.2018	Jan.2019	Feb.2019	Mar.2019	Apr.2019	May.2019	Jun.2019	Jul.2019	Aug.2019	Sep.2019					
Sonstegard / Curtis	2705	1,000.00	792.80	31.52	closed 05.2004/transferred to District Clerk Acct 117												Sonstegard / Curtis	1,824.32			824.32
State v Montagnino	4073	10,000.00	43.82	171.08	closed 04.2004												State v Montagnino	10,214.90			214.90
State v Chow	4232	10,000.00		31.34	closed 05.2004/transferred to District Clerk Acct 117												State v Chow	10,031.34			31.34
State v Loui	4233	10,000.00		25.50	closed 04.2004												State v Loui	10,025.50			25.50
State v Duecker	4261	20,000.00		33.03	closed 05.2004/transferred to District Clerk Acct 117												State v Duecker	20,033.03			33.03
State v Duecker	4262	20,000.00		33.03	closed 05.2004/transferred to District Clerk Acct 117												State v Duecker	20,033.03			33.03
Wheatcraft v Meier	6978	500.00	236.07	181.83	1.67												Wheatcraft v Meier		919.57	1.67	419.57
Munsell Meier v Robinson	7227	1,000.00	390.71	254.33	closed 03.11.2008												Munsell Meier v Robinson	1,645.04			645.04
Pauls v Bird	8623	500.00	77.66	142.88	1.31												Pauls v Bird		721.65	1.31	221.65
Pruitt v Danes	8764	1,000.00	128.41	16.95	closed 02.2004												Pruitt v Danes	1,145.36			145.36
Damron (Investment)	8766	500.00		24.86	closed 10.2005												Damron (Investment)	524.86			24.86
Tin Star Ranch	9411	500.00	5.37	32.96	closed 02.03.2008												Tin Star Ranch	538.33			38.33
Hearne & Phillips	9461	100.00	1.07	24.96	0.23												Hearne & Phillips		126.26	0.23	26.26
Haggard v Schroeder	9666	500.00	1.19	123.76	1.14												Haggard v Schroeder		626.09	1.14	126.09
Staats v Tonn	9752	1,000.00		17.85	closed 12.2003												Staats v Tonn	1,017.85			17.85
Silver Deer v Senkbeil	10010	100.00		23.68	0.23												Silver Deer v Senkbeil		123.91	0.23	23.91
Ankem v Woods & Schmidt	10154	1,000.00		55.01	closed 03.06.2006												Ankem v Woods & Schmidt	1,055.01			55.01
Sledge v Jones	10370	1,000.00		221.14	2.22												Sledge v Jones		1,223.36	2.22	223.36
Whitewood v Hartel	10373	100.00		22.17	0.22												Whitewood v Hartel		122.39	0.22	22.39
Ballard v Keidel	10412	1,000.00		4.31	closed 12.2004												Ballard v Keidel	1,004.31			4.31
Parker/Roscoe L	10522	23,800.00		2,639.22	closed 07.12.2007												Parker/Roscoe L	26,439.22			2,639.22
Harris v Fourton (dba Silver Deer)	10779	1,000.00		181.47	2.15												Harris v Fourton (dba Silver Deer)		1,163.62	2.15	183.62
Fonder v Salinas	10930	200.00		33.32	0.42												Fonder v Salinas		233.74	0.42	33.74
City of Fbg v Penick	10970	274,045.00		118.40	closed 09.21.2006												City of Fbg v Penick	274,163.40			118.40
A J Waight v LCRA	11042	250.00		1.06	closed 07.20.2006												A J Waight v LCRA	251.06			1.06
Jenschke v Friedrich	11228	1,000.00		15.72	closed 05.01.2007												Jenschke v Friedrich	1,015.72			15.72
Quest Oil v Wallen and B&B Oil	11259	1,000.00		74.17	closed 03.24.2011												Quest Oil v Wallen and B&B Oil	1,074.17			74.17
Cornerstone v Parker	11336	1,000.00		79.71	1.97												Cornerstone v Parker		1,081.68	1.97	81.68
Irwin vs Irwin	11399	303,022.74		3,310.61	closed 06.07.2011												Irwin vs Irwin	306,333.35			3,310.61
Herb Venture v Varney	11703	250.00		10.59	0.47												Herb Venture v Varney		261.06	0.47	11.06
Dolezal vs Dolezal	11812	1,000.00		7.95	closed 10.2012												Dolezal vs Dolezal	1,007.95			7.95

County of Gillespie
 District Clerk Bond / Trust Recap
 October 2018 - September 2019
 Funds Managed by County Treasurer

Cause Description	Cause No	Initial Investment Face Value	Prior Interest		Current Year Interest												Cause Description	Released Investments	Current Balances	Current Year Interest	Total Interest	
			Adjusted Interest	TexPool Interest	TexPool Account																	
					Oct.2018	Nov.2018	Dec.2018	Jan.2019	Feb.2019	Mar.2019	Apr.2019	May.2019	Jun.2019	Jul.2019	Aug.2019	Sep.2019						
Bredemus and J&B Cheese v Just Prause &Thompson v Bierschwale	11877	1,000.00		35.51	1.89													Bredemus and J&B Cheese v Just Prause &Thompson v Bierschwale		1,037.40	1.89	37.40
Rutherford v RATHER & Kamp	11904	100.00		3.48	0.19													Rutherford v RATHER & Kamp		103.67	0.19	3.67
Querner v Lester	11928A	1,000.00		9.14	closed 06.26.2017													Querner v Lester	1,009.14			9.14
TexHillCo EmployeesC.U. vs Beckmann	12195	100.00		0.05	closed 01.19.2010													TexHillCo EmployeesC.U. vs Beckmann	100.05			0.05
Fulton v Coleman	12209	500.00		15.94	0.94													Fulton v Coleman		516.88	0.94	16.88
IBT Int v Grammer	12228	115,000.00		130.48	closed 06.2014													IBT Int v Grammer	115,130.48			130.48
Ferrell vs Hall, Executor Estate of Klein, Deceased	12369	500.00		0.60	closed 12.27.2010													Ferrell vs Hall, Executor Estate of Klein, Deceased	500.60			0.60
Baby vs Doggett	12603	400.00		0.35	closed 02.14.2012													Baby vs Doggett	400.35			0.35
Cover v Chase Bank	12964	100.00		2.66	0.19													Cover v Chase Bank		102.85	0.19	2.85
Balero v Federal Home Mortgage	13025	250.00		6.90	0.47													Balero v Federal Home Mortgage		257.37	0.47	7.37
LCRA vs TRT Ranch	13119	949,500.00		45.58	closed 09.10.2013													LCRA vs TRT Ranch	949,545.58			45.58
LCRA vs Oehler	13120	195,000.00		9.38	closed 09.10.2013													LCRA vs Oehler	195,009.36			9.38
LCRA vs Wahrmund	13121	177,000.00		8.49	closed 09.10.2013													LCRA vs Wahrmund	177,008.49			8.49
Collins, Estate of Smith v Bank of America	13203	500.00		13.66	0.94													Collins, Estate of Smith v Bank of America		514.60	0.94	14.60
Whalley, et al vs Live Springs, et al	13291	500.00		13.42	0.93													Whalley, et al vs Live Springs, et al		514.35	0.93	14.35
Bruce Kneese vs New York Life Insurance and Annuity Corp, et	13320	951.17	opened 03.03.2014	0.30	closed 03.05.2015													Bruce Kneese vs New York Life Insurance and Annuity Corp, et al	951.47			0.30
Hampton vs Spornhauer	13343	2,000.00		53.63	3.74													Hampton vs Spornhauer		2,057.37	3.74	57.37
Kerville Professional Properties LTD ... vs Friendship Village Owner's Asn, Inc ...	13640		NOT moved to investments ... on hold per District Clerk ... case settled ... awaiting court order to release ... 03.03.2014 ... LL															Kerville Professional Properties LTD ... vs Friendship Village Owner's Asn, Inc ...	0.00			0.00
In the Matter of the Marriage of Roxanne L Pennington & Gerard M Pennington and In the Interest of Sarah Pennington & Matthew Pennington, Children	13683	500.00	opened 03.03.2014	13.06	0.93													In the Matter of the Marriage of Roxanne L Pennington & Gerard M Pennington and In the Interest of Sarah Pennington & Matthew Pennington, Children		513.99	0.93	13.99
Berry vs Cardash	13859	500,984.49	opened 09.11.2014	159.13	closed 2015.06.11													Berry vs Cardash	501,143.62			159.13
Berry vs Cardash ... TRO	13859TRO	5,000.00	opened 09.11.2014	130.12	9.34													Berry vs Cardash ... TRO		5,139.46	9.34	139.46
Roscoe L Parker Guardianship	10522(a)	7,500.00		587.17	closed 07.12.2007													Roscoe L Parker Guardianship	8,087.17			587.17
State v Farmer	3870A	4,000.00		504.78	67.71	closed 05.2004/transferred to District Clerk Acct 117												State v Farmer	4,572.49			572.49
State v Farmer	3870B	1,000.00		128.19	19.89	closed 05.2004/transferred to District Clerk Acct 117												State v Farmer	1,148.08			146.08
Damron (trust)	8766(A)	26,278.61		92.83	closed 01.2005													Damron (trust)	26,371.44			92.83
Totals		2,676,132.01		2,308.07	9,367.15	31.78	0.00	0.00	0.00	0.00	0.00	0.00	0.00	0.00	0.00	0.00	0.00	Totals	2,670,354.07	17,484.94	31.78	11,707.00

County of Gillespie
County Clerk Holding Account Recap
 October 2017 -September 2018
 Funds Managed by County Treasurer

Cause	Investment Face	Prior Interest Adjusted	TexPool	Current Year Interest TexPool Account												Cause	Released Investment	Current Balances	Total Interest		
	Value	Interest	Interest	Oct.2018	Nov.2018	Dec.2018	Jan.2019	Feb.2019	Mar.2019	Apr.2019	May.2019	Jun.2019	Jul.2019	Aug.2019	Sep.2019		FY2019				
Cause 9145 Doyle/Michael J Guardianship additional funds added July.2013 of \$682.40 to original face of \$119,517.83 or \$120,200.23 principal	120,200.23		3,414.59	225.11														Cause 9145 Doyle/Michael J Guardianship additional funds added July.2013 of \$682.40 to original face of \$119,517.83 or \$120,200.23 principal	0.00	123,839.93	225.11
Cause 8132 Roscoe L Parker	7,500.00		97.71	04.2009 account closed ... case transferred to District Court												Cause 8132 Roscoe L Parker	7,597.71	0.00			
Cause 8321 David Eugene Reynolds	100,000.00		11,872.07	closed 07.14.2008												Cause 8321 David Eugene Reynolds	111,872.07	0.00			
Investment Totals	107,500.00	0.00	15,384.37	225.11	0.00	0.00	0.00	0.00	0.00	0.00	0.00	0.00	0.00	0.00	0.00	0.00	0.00	Investment Totals	119,469.78	#####	225.11

GILLESPIE COUNTY TEXAS

Investment Performance Summary
Certificate of Deposits

Financial Institution	FY2019												Year To Date
	Oct	Nov	Dec	Jan	Feb	Mar	Apr	May	Jun	Jul	Aug	Sep	
Texas Regional Bank													Texas Regional Bank
Certificate of Deposits ... held at face value													Certificate of Deposits ... held at face value
Amount of Investment	2,400,000												2,400,000 Average Investment
Average Interest Rate	1.7000												1.7000 Average Interest Rate
Earned Interest	4,110.90												4,110.90 Earned Interest
Security State Bank & Trust													Security State Bank & Trust
Certificate of Deposits ... held at face value													Certificate of Deposits ... held at face value
Amount of Investment	600,000												600,000 Average Investment
Average Interest Rate	1.3500												1.3500 Average Interest Rate
Earned Interest	804.79												804.79 Earned Interest
Multi-Bank Securities ... broker													Multi-Bank Securities ... broker
Negotiable Certificate of Deposits ... held at face value													Negotiable Certificate of Deposits ... held at
Amount of Investment	500,000												500,000 Average Investment
Average Interest Rate	1.9750												1.9750 Average Interest Rate
Earned Interest	410.96												410.96 Earned Interest
Security State Bank & Trust													Security State Bank & Trust
CDARS ... held at face value													CDARS ... held at face value
Amount of Investment	1,000,000												1,000,000 Average Investment
Average Interest Rate	2.1500												2.1500 Average Interest Rate
Earned Interest	1,827.63												1,827.63 Earned Interest
Financial Northeastern Companies ... broker													Financial Northeastern Companies ... broker
Negotiable Certificate of Deposits ... held at face value													Negotiable Certificate of Deposits ... held at
Amount of Investment	1,000,000												1,000,000 Average Investment
Average Interest Rate	2.1500												2.1500 Average Interest Rate
Earned Interest	2,194.52												2,194.52 Earned Interest
Sub-Totals	9,348.80	0.00	0.00	0.00	0.00	0.00	0.00	0.00	0.00	0.00	0.00	0.00	9,348.80 YTD Total

Financial Institution	FY2018												Year To Date
	Oct	Nov	Dec	Jan	Feb	Mar	Apr	May	Jun	Jul	Aug	Sep	
Texas Regional Bank													Texas Regional Bank
Certificate of Deposits ... held at face value													Certificate of Deposits ... held at face value
Amount of Investment	2,400,000	2,400,000	2,400,000	2,400,000	2,400,000	2,400,000	2,400,000	2,400,000	2,400,000	2,400,000	2,400,000	2,400,000	2,400,000 Average Investment
Average Interest Rate	0.7196	0.8446	0.9279	1.0529	1.1071	1.2238	1.4200	1.5589	1.6353	1.7000	1.7000	1.7000	1.2992 Average Interest Rate
Earned Interest	1,334.54	1,466.80	1,666.04	1,891.45	2,138.30	2,046.16	2,503.61	3,077.93	3,508.59	3,354.35	3,642.02	3,648.20	30,277.99 Earned Interest
Security State Bank & Trust													Security State Bank & Trust
Certificate of Deposits ... held at face value													Certificate of Deposits ... held at face value
Amount of Investment	1,650,000	1,650,000	1,650,000	1,650,000	1,450,000	1,200,000	700,000	600,000	600,000	600,000	600,000	600,000	1,079,167 Average Investment
Average Interest Rate	0.6714	0.6714	0.6714	0.6714	0.7800	0.8750	1.0333	1.3500	1.3500	1.3500	1.3500	1.3500	1.0103 Average Interest Rate
Earned Interest	542.49	1,078.62	1,043.85	1,078.61	1,075.19	916.28	925.74	731.50	721.91	698.63	721.91	721.91	10,256.64 Earned Interest
Multi-Bank Securities ... broker													Multi-Bank Securities ... broker
Negotiable Certificate of Deposits ... held at face value													Negotiable Certificate of Deposits ... held at
Amount of Investment			500,000	500,000	500,000	500,000	500,000	500,000	500,000	500,000	500,000	500,000	500,000 Average Investment
Average Interest Rate			1.9750	1.9750	1.9750	1.9750	1.9750	1.9750	1.9750	1.9750	1.9750	1.9750	1.9750 Average Interest Rate
Earned Interest			0.00	424.66	424.66	383.56	424.66	410.96	2,855.48	410.96	424.66	424.66	6,184.26 Earned Interest
Security State Bank & Trust													Security State Bank & Trust
CDARS ... held at face value													CDARS ... held at face value
Amount of Investment						500,000	1,000,000	1,000,000	1,000,000	1,000,000	1,000,000	1,000,000	916,667 Average Investment
Average Interest Rate						2.1000	2.1500	2.1500	2.1500	2.1500	2.1500	2.1500	2.1417 Average Interest Rate
Earned Interest						345.31	345.21	1,863.78	1,827.63	1,827.63	1,768.63	1,768.63	7,978.19 Earned Interest
Financial Northeastern Companies ... broker													Financial Northeastern Companies ... broker
Negotiable Certificate of Deposits ... held at face value													Negotiable Certificate of Deposits ... held at
Amount of Investment						500,000	500,000	1,000,000	1,000,000	1,000,000	1,000,000	1,000,000	857,143 Average Investment
Average Interest Rate						2.1000	2.1000	2.1500	2.1500	2.1500	2.1500	2.1500	2.1357 Average Interest Rate
Earned Interest						0.00	356.71	1,344.79	1,768.63	779.18	805.15	1,863.78	6,918.24 Earned Interest
Sub-Totals	1,877.03	2,545.42	2,709.89	3,394.72	3,638.15	3,346.00	4,556.03	5,910.39	10,718.39	7,070.75	7,421.37	8,427.18	61,615.32 YTD Total

GILLESPIE COUNTY TEXAS

Investment Performance Summary
Certificate of Deposits

Financial Institution	FY2017												Year To Date				
	Oct	Nov	Dec	Jan	Feb	Mar	Apr	May	Jun	Jul	Aug	Sep					
Texas Regional Bank eff 03 2017 formerly Blanco National Bank													Texas Regional Bank eff 03 2017 formerly Blanco National Bank				
Certificate of Deposits ... held at face value													Certificate of Deposits ... held at face value				
Amount of Investment	2,400,000	2,400,000	2,400,000	2,400,000	2,400,000	2,400,000	2,400,000	2,400,000	2,400,000	2,400,000	2,400,000	2,400,000	2,400,000	2,400,000	2,400,000	2,400,000	2,400,000
Average Interest Rate	0.4500	0.4500	0.4500	0.4500	0.4500	0.4500	0.5125	0.5417	0.5708	0.5946	0.6363	0.6779	0.7195	0.7611	0.8027	0.8443	0.8859
Earned Interest	887.76	917.28	887.76	917.28	912.34	833.42	917.28	1,011.01	1,104.14	1,126.05	1,208.26	1,302.69	1,397.12	1,491.55	1,585.98	1,680.41	1,774.84
Security State Bank & Trust													Security State Bank & Trust				
Certificate of Deposits ... held at face value													Certificate of Deposits ... held at face value				
Amount of Investment	2,650,000	2,650,000	2,650,000	2,150,000	2,150,000	2,150,000	2,150,000	2,150,000	2,150,000	1,650,000	1,650,000	1,650,000	1,650,000	1,650,000	1,650,000	1,650,000	1,650,000
Average Interest Rate	0.3667	0.3667	0.3667	0.3688	0.3813	0.3813	0.3938	0.4000	0.4000	0.4000	0.4000	0.4000	0.4000	0.4000	0.4000	0.4000	0.4000
Earned Interest	782.91	834.46	807.57	834.46	684.74	628.24	704.92	736.74	730.39	706.88	560.53	560.53	560.53	560.53	560.53	560.53	560.53

Financial Institution	FY2016												Year To Date				
	Oct	Nov	Dec	Jan	Feb	Mar	Apr	May	Jun	Jul	Aug	Sep					
Blanco National Bank													Blanco National Bank				
Certificate of Deposits ... held at face value													Certificate of Deposits ... held at face value				
Amount of Investment	2,400,000	2,400,000	2,400,000	2,400,000	2,400,000	2,400,000	2,400,000	2,400,000	2,400,000	2,400,000	2,400,000	2,400,000	2,400,000	2,400,000	2,400,000	2,400,000	2,400,000
Average Interest Rate	0.4500	0.4500	0.4500	0.4500	0.4500	0.4500	0.4500	0.4500	0.4500	0.4500	0.4500	0.4500	0.4500	0.4500	0.4500	0.4500	0.4500
Earned Interest	887.76	917.28	887.76	917.28	914.82	860.48	917.28	887.76	917.28	890.22	917.28	917.28	917.28	917.28	917.28	917.28	917.28
Security State Bank & Trust													Security State Bank & Trust				
Certificate of Deposits ... held at face value													Certificate of Deposits ... held at face value				
Amount of Investment	2,650,000	2,650,000	2,650,000	2,650,000	2,650,000	2,650,000	2,650,000	2,650,000	2,650,000	2,650,000	2,650,000	2,650,000	2,650,000	2,650,000	2,650,000	2,650,000	2,650,000
Average Interest Rate	0.3500	0.3500	0.3500	0.3500	0.3500	0.3500	0.3500	0.3500	0.3500	0.3556	0.3556	0.3556	0.3556	0.3556	0.3556	0.3556	0.3556
Earned Interest	762.36	787.76	762.36	787.76	787.76	736.92	787.76	762.36	787.76	762.36	808.99	808.99	808.99	808.99	808.99	808.99	808.99

Financial Institution	FY2015												Year To Date				
	Oct	Nov	Dec	Jan	Feb	Mar	Apr	May	Jun	Jul	Aug	Sep					
Blanco National Bank													Blanco National Bank				
Certificate of Deposits ... held at face value													Certificate of Deposits ... held at face value				
Amount of Investment	2,400,000	2,400,000	2,400,000	2,400,000	2,400,000	2,400,000	2,400,000	2,400,000	2,400,000	2,400,000	2,400,000	2,400,000	2,400,000	2,400,000	2,400,000	2,400,000	2,400,000
Average Interest Rate	0.4500	0.4500	0.4500	0.4500	0.4500	0.4500	0.4500	0.4500	0.4500	0.4500	0.4500	0.4500	0.4500	0.4500	0.4500	0.4500	0.4500
Earned Interest	887.76	917.28	887.76	917.28	912.34	833.42	916.05	890.22	917.28	887.76	917.28	917.28	917.28	917.28	917.28	917.28	917.28
Security State Bank & Trust													Security State Bank & Trust				
Certificate of Deposits ... held at face value													Certificate of Deposits ... held at face value				
Amount of Investment	2,650,000	2,650,000	2,650,000	2,650,000	2,650,000	2,650,000	2,650,000	2,650,000	2,650,000	2,650,000	2,650,000	2,650,000	2,650,000	2,650,000	2,650,000	2,650,000	2,650,000
Average Interest Rate	0.3500	0.3500	0.3500	0.3500	0.3500	0.3500	0.3500	0.3500	0.3500	0.3500	0.3500	0.3500	0.3500	0.3500	0.3500	0.3500	0.3500
Earned Interest	762.36	787.63	762.36	787.63	788.80	712.48	787.76	762.36	787.76	762.36	787.76	762.36	787.76	787.76	787.76	787.76	787.76

Financial Institution	FY2014												Year To Date				
	Oct	Nov	Dec	Jan	Feb	Mar	Apr	May	Jun	Jul	Aug	Sep					
Blanco National Bank													Blanco National Bank				
Certificate of Deposits ... held at face value													Certificate of Deposits ... held at face value				
Amount of Investment	2,400,000	2,400,000	2,400,000	2,400,000	2,400,000	2,400,000	2,400,000	2,400,000	2,400,000	2,400,000	2,400,000	2,400,000	2,400,000	2,400,000	2,400,000	2,400,000	2,400,000
Average Interest Rate	0.5333	0.5167	0.5042	0.4917	0.4875	0.4792	0.4583	0.4500	0.4500	0.4500	0.4500	0.4500	0.4500	0.4500	0.4500	0.4500	0.4500
Earned Interest	1,078.62	1,095.57	1,019.12	1,036.14	1,005.73	910.12	985.20	912.39	925.77	887.76	917.28	917.28	917.28	917.28	917.28	917.28	917.28
Security State Bank & Trust													Security State Bank & Trust				
Certificate of Deposits ... held at face value													Certificate of Deposits ... held at face value				
Amount of Investment	2,650,000	2,650,000	2,650,000	2,650,000	2,650,000	2,650,000	2,650,000	2,650,000	2,650,000	2,650,000	2,650,000	2,650,000	2,650,000	2,650,000	2,650,000	2,650,000	2,650,000
Average Interest Rate	0.3889	0.3889	0.3889	0.3833	0.3722	0.3667	0.3611	0.3556	0.3556	0.3500	0.3500	0.3500	0.3500	0.3500	0.3500	0.3500	0.3500
Earned Interest	871.27	874.78	846.61	874.78	852.59	764.27	834.46	792.22	808.99	782.91	787.76	787.76	787.76	787.76	787.76	787.76	787.76

Financial Institution	FY2013												Year To Date				
	Oct	Nov	Dec	Jan	Feb	Mar	Apr	May	Jun	Jul	Aug	Sep					
Blanco National Bank													Blanco National Bank				
Certificate of Deposits ... held at face value													Certificate of Deposits ... held at face value				
Amount of Investment	2,400,000	2,400,000	2,400,000	2,400,000	2,400,000	2,400,000	2,400,000	2,400,000	2,400,000	2,400,000	2,400,000	2,400,000	2,400,000	2,400,000	2,400,000	2,400,000	2,400,000
Average Interest Rate	0.6500	0.6458	0.6375	0.6250	0.6208	0.6125	0.6125	0.5833	0.5708	0.5583	0.5500	0.5471	0.5443	0.5415	0.5387	0.5359	0.5331
Earned Interest	1,282.08	1,324.80	1,273.86	1,299.33	1,267.84	1,148.97	1,248.39	1,167.00	1,188.96	1,125.91	1,148.51	1,129.53	1,110.55	1,091.57	1,072.59	1,053.61	1,034.63
Security State Bank & Trust													Security State Bank & Trust				
Certificate of Deposits ... held at face value													Certificate of Deposits ... held at face value				
Amount of Investment	2,650,000	2,650,000	2,650,000	2,650,000	2,650,000	2,650,000	2,650,000	2,650,000	2,650,000	2,650,000	2,650,000	2,650,000	2,650,000	2,650,000	2,650,000	2,650,000	2,650,000
Average Interest Rate	0.4778	0.4778	0.4778	0.4667	0.4444	0.4333	0.4333	0.4111	0.4111	0.4000	0.4000	0.4000	0.4000	0.4000	0.4000	0.4000	0.4000
Earned Interest	1,089.06	1,074.40	1,039.75	1,074.40	1,030.84	917.83	993.69	920.58	942.72	912.36	900.25	900.25	900.25	900.25	900.25	900.25	900.25

GILLESPIE COUNTY TEXAS

Investment Performance Summary
Certificate of Deposits

Financial Institution	FY2012												Year To Date		
	Oct	Nov	Dec	Jan	Feb	Mar	Apr	May	Jun	Jul	Aug	Sep			
Blanco National Bank													Blanco National Bank		
Certificate of Deposits ... held at face value													Certificate of Deposits ... held at face value		
Amount of Investment	2,400,000	2,400,000	2,400,000	2,400,000	2,400,000	2,400,000	2,400,000	2,400,000	2,400,000	2,400,000	2,400,000	2,400,000	2,400,000	2,400,000	Average Investment
Average Interest Rate	0.8458	0.8083	0.7833	0.7458	0.7333	0.7167	0.6750	0.6583	0.6500	0.6500	0.6500	0.6500	0.6500	0.6500	Average Interest Rate
Earned Interest	1,693.08	1,724.02	1,598.55	1,596.62	1,516.62	1,401.92	1,460.72	1,331.40	1,341.79	1,282.08	1,324.80	1,324.80	1,324.80	1,324.80	Earned Interest
Security State Bank & Trust													Security State Bank & Trust		
Certificate of Deposits ... held at face value													Certificate of Deposits ... held at face value		
Amount of Investment	2,650,000	2,650,000	2,650,000	2,650,000	2,650,000	2,650,000	2,650,000	2,650,000	2,650,000	2,650,000	2,650,000	2,650,000	2,650,000	2,650,000	Average Investment
Average Interest Rate	0.7222	0.7222	0.7222	0.6889	0.6222	0.5889	0.5556	0.5222	0.5222	0.5000	0.5000	0.5000	0.5000	0.5000	Average Interest Rate
Earned Interest	1,800.00	1,605.23	1,553.43	1,605.23	1,477.83	1,334.81	1,363.18	1,195.90	1,210.30	1,171.25	1,125.37	1,125.37	1,125.37	1,125.37	Earned Interest

Financial Institution	FY2011												Year To Date		
	Oct	Nov	Dec	Jan	Feb	Mar	Apr	May	Jun	Jul	Aug	Sep			
Blanco National Bank													Blanco National Bank		
Certificate of Deposits ... held at face value													Certificate of Deposits ... held at face value		
Amount of Investment	2,400,000	2,400,000	2,400,000	2,400,000	2,400,000	2,400,000	2,400,000	2,400,000	2,400,000	2,400,000	2,400,000	2,400,000	2,400,000	2,400,000	Average Investment
Average Interest Rate	1.4625	1.3292	1.2542	1.1938	1.1771	1.1354	1.0313	0.9896	0.9396	0.9104	0.8813	0.8583	0.8583	0.8583	Average Interest Rate
Earned Interest	2,979.48	2,981.13	2,621.94	2,556.45	2,422.88	2,185.34	2,312.03	2,034.21	2,017.07	1,853.37	1,855.88	1,796.22	1,796.22	1,796.22	Earned Interest
Security State Bank & Trust													Security State Bank & Trust		
Certificate of Deposits ... held at face value													Certificate of Deposits ... held at face value		
Amount of Investment	2,650,000	2,650,000	2,650,000	2,650,000	2,650,000	2,650,000	2,650,000	2,650,000	2,650,000	2,650,000	2,650,000	2,650,000	2,650,000	2,650,000	Average Investment
Average Interest Rate	1.1333	1.1333	1.1333	1.1000	1.0222	0.9833	0.9333	0.8833	0.8833	0.8333	0.8333	0.8333	0.8333	0.8333	Average Interest Rate
Earned Interest	2,447.26	2,541.58	2,459.59	2,541.58	2,411.45	2,129.59	2,280.43	2,021.92	2,051.12	1,984.93	1,860.02	1,860.02	1,860.02	1,860.02	Earned Interest

Financial Institution	FY2010												Year To Date		
	Oct	Nov	Dec	Jan	Feb	Mar	Apr	May	Jun	Jul	Aug	Sep			
Blanco National Bank													Blanco National Bank		
Certificate of Deposits ... held at face value													Certificate of Deposits ... held at face value		
Amount of Investment	2,200,000	2,200,000	2,200,000	2,200,000	2,200,000	2,200,000	2,400,000	2,400,000	2,400,000	2,400,000	2,400,000	2,400,000	2,400,000	2,300,000	Average Investment
Average Interest Rate	2.5886	2.4409	2.3500	2.1795	2.1227	2.0091	1.8083	1.7250	1.6208	1.5792	1.5479	1.5104	1.5104	1.5104	Average Interest Rate
Earned Interest	4,775.37	4,836.85	4,413.71	4,390.95	4,057.67	3,597.30	3,753.99	3,567.14	3,516.20	3,197.28	3,218.95	3,155.25	3,155.25	3,155.25	Earned Interest
Security State Bank & Trust													Security State Bank & Trust		
Certificate of Deposits ... held at face value													Certificate of Deposits ... held at face value		
Amount of Investment	400,000	400,000	400,000	400,000	400,000	650,000	2,650,000	2,650,000	2,650,000	2,650,000	2,650,000	2,650,000	2,650,000	1,545,833	Average Investment
Average Interest Rate	1.5750	1.5750	1.5750	1.5750	1.2750	1.2600	1.1333	1.0833	1.0833	1.1389	1.1389	1.1389	1.1389	1.1389	Average Interest Rate
Earned Interest	673.99	535.06	517.82	535.06	532.05	394.25	677.32	2,441.10	2,193.21	2,202.74	2,528.82	2,528.83	2,528.83	15,760.25	Earned Interest

Financial Institution	FY2009												Year To Date		
	Oct	Nov	Dec	Jan	Feb	Mar	Apr	May	Jun	Jul	Aug	Sep			
Blanco National Bank													Blanco National Bank		
Certificate of Deposits ... held at face value													Certificate of Deposits ... held at face value		
Amount of Investment	1,700,000	1,700,000	1,700,000	1,700,000	1,700,000	1,700,000	2,200,000	2,200,000	2,200,000	2,200,000	2,200,000	2,200,000	2,200,000	1,950,000	Average Investment
Average Interest Rate	4.0412	3.6618	3.5353	3.2294	3.1500	3.0147	2.8682	2.7864	2.7864	2.7455	2.6932	2.6409	2.6409	3.0961	Average Interest Rate
Earned Interest	5,610.95	5,834.80	5,116.43	5,104.40	4,634.27	4,136.41	4,352.75	5,385.78	5,206.30	5,038.38	5,129.86	5,032.19	5,032.19	60,782.52	Earned Interest
Security State Bank & Trust													Security State Bank & Trust		
Certificate of Deposits ... held at face value													Certificate of Deposits ... held at face value		
Amount of Investment	900,000	900,000	900,000	900,000	900,000	900,000	400,000	400,000	400,000	400,000	400,000	400,000	400,000	650,000	Average Investment
Average Interest Rate	3.0300	3.0300	3.0300	3.0300	2.4300	2.4300	2.2875	2.0500	2.0500	2.0500	2.0500	2.0500	2.0500	2.4598	Average Interest Rate
Earned Interest	1,984.94	2,305.90	2,231.52	2,305.90	2,297.68	1,860.84	2,051.10	752.07	696.44	673.99	696.44	696.44	696.44	18,553.26	Earned Interest

Financial Institution	FY2008												Year To Date		
	Oct	Nov	Dec	Jan	Feb	Mar	Apr	May	Jun	Jul	Aug	Sep			
Blanco National Bank													Blanco National Bank		
Certificate of Deposits ... held at face value													Certificate of Deposits ... held at face value		
Amount of Investment	1,600,000	1,600,000	1,600,000	1,600,000	1,600,000	1,700,000	1,700,000	1,700,000	1,700,000	1,700,000	1,700,000	1,700,000	1,700,000	1,658,333	Average Investment
Average Interest Rate	5.5531	5.4875	5.4656	5.2313	5.1219	4.9382	4.8206	4.5559	4.5559	4.4235	4.2912	4.1588	4.1588	4.8836	Average Interest Rate
Earned Interest	7,331.57	7,546.16	7,216.49	7,427.24	7,085.44	6,534.39	7,129.97	6,735.65	6,577.93	6,365.77	6,386.84	6,195.75	6,195.75	82,533.20	Earned Interest
Security State Bank & Trust													Security State Bank & Trust		
Certificate of Deposits ... held at face value													Certificate of Deposits ... held at face value		
Amount of Investment	300,000	300,000	800,000	800,000	800,000	300,000	800,000	800,000	800,000	800,000	800,000	800,000	800,000	675,000	Average Investment
Average Interest Rate	5.4483	5.4483	5.0863	4.6288	3.4463	3.9283	3.6963	3.0375	3.0375	3.0375	3.0375	3.0375	3.0375	3.9058	Average Interest Rate
Earned Interest	1,343.43	1,388.20	1,343.43	3,288.46	3,050.05	2,293.02	1,000.92	2,201.52	2,051.10	1,984.94	2,051.10	2,051.10	2,051.10	24,047.27	Earned Interest

GILLESPIE COUNTY TEXAS

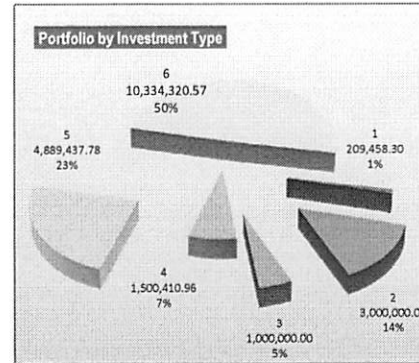
Investment Performance Summary
Certificate of Deposits

Financial Institution	FY2007												Year To Date	
	Oct	Nov	Dec	Jan	Feb	Mar	Apr	May	Jun	Jul	Aug	Sep		
Blanco National Bank													Blanco National Bank	
Certificate of Deposits ... held at face value													Certificate of Deposits ... held at face value	
Amount of Investment	1,300,000	1,400,000	1,400,000	1,600,000	1,600,000	1,600,000	1,600,000	1,600,000	1,600,000	1,600,000	1,600,000	1,600,000	1,541,667	Average Investment
Average Interest Rate	5.1615	5.3143	5.3679	5.4563	5.5000	5.5313	5.5563	5.5655	5.5875	5.5875	5.5813	5.5750	5.4820	Average Interest Rate
Earned Interest	5,404.13	5,698.91	6,115.12	6,382.63	7,352.09	6,813.15	7,516.46	7,306.91	7,592.89	7,348.01	7,592.89	7,584.39	82,707.58	Earned Interest
Security State Bank & Trust													Security State Bank & Trust	
Certificate of Deposits ... held at face value													Certificate of Deposits ... held at face value	
Amount of Investment	200,000	200,000	200,000	200,000	300,000	300,000	300,000	300,000	300,000	300,000	300,000	300,000	266,667	Average Investment
Average Interest Rate	5.0950	5.0950	5.0950	5.0950	5.4167	5.4167	5.4167	5.4483	5.4483	5.4483	5.4483	5.4483	5.3226	Average Interest Rate
Earned Interest	837.54	865.46	837.54	865.46	865.46	1,246.58	1,380.15	1,335.62	1,388.20	1,343.43	1,388.20	1,388.20	13,741.84	Earned Interest
Financial Institution	FY2006												Year To Date	
	Oct	Nov	Dec	Jan	Feb	Mar	Apr	May	Jun	Jul	Aug	Sep		
Blanco National Bank													Blanco National Bank	
Certificate of Deposits ... held at face value													Certificate of Deposits ... held at face value	
Amount of Investment	1,200,000	1,200,000	1,200,000	1,200,000	1,200,000	1,200,000	1,300,000	1,300,000	1,300,000	1,300,000	1,300,000	1,300,000	1,250,000	Average Investment
Average Interest Rate	3.0933	3.2767	3.6058	4.0142	4.1808	4.3290	4.3885	4.6731	4.6731	4.8080	4.9385	5.0680	4.2541	Average Interest Rate
Earned Interest	3,050.96	3,339.50	3,556.44	3,883.06	4,091.15	3,848.66	4,412.19	4,889.04	4,726.43	4,993.12	5,308.21	5,455.61	51,354.37	Earned Interest
Security State Bank & Trust													Security State Bank & Trust	
Certificate of Deposits ... held at face value													Certificate of Deposits ... held at face value	
Amount of Investment	100,000	100,000	100,000	100,000	100,000	100,000	100,000	200,000	200,000	200,000	200,000	200,000	141,667	Average Investment
Average Interest Rate	3.0000	3.0000	3.0000	3.0000	5.0000	5.0000	5.0000	5.0950	5.0950	5.0950	5.0950	5.0950	4.3729	Average Interest Rate
Earned Interest	246.58	254.80	246.58	254.80	254.80	383.56	424.66	410.96	865.46	837.54	865.46	865.46	5,910.66	Earned Interest
Financial Institution	FY2005												Year To Date	
	Oct	Nov	Dec	Jan	Feb	Mar	Apr	May	Jun	Jul	Aug	Sep		
Blanco National Bank													Blanco National Bank	
Certificate of Deposits ... held at face value													Certificate of Deposits ... held at face value	
Amount of Investment	1,200,000	1,200,000	1,200,000	1,200,000	1,200,000	1,200,000	1,200,000	1,200,000	1,200,000	1,200,000	1,200,000	1,200,000	1,200,000	Average Investment
Average Interest Rate	1.8470	1.8600	1.8808	1.8808	2.0558	2.1558	2.2742	2.2742	2.5408	2.6575	2.8017	2.9267	2.2629	Average Interest Rate
Earned Interest	1,814.02	1,895.70	1,855.10	1,916.93	2,095.26	1,984.55	2,288.18	2,243.02	2,563.80	2,626.85	2,855.39	2,985.79	25,049.33	Earned Interest
Security State Bank & Trust													Security State Bank & Trust	
Certificate of Deposits ... held at face value													Certificate of Deposits ... held at face value	
Amount of Investment					100,000	100,000	100,000	100,000	100,000	100,000	100,000	100,000	100,000	Average Investment
Average Interest Rate					3.0000	3.0000	3.0000	3.0000	3.0000	3.0000	3.0000	3.0000	3.0000	Average Interest Rate
Earned Interest					0.00	230.14	230.14	246.58	254.80	246.58	254.80	254.80	1,717.84	Earned Interest

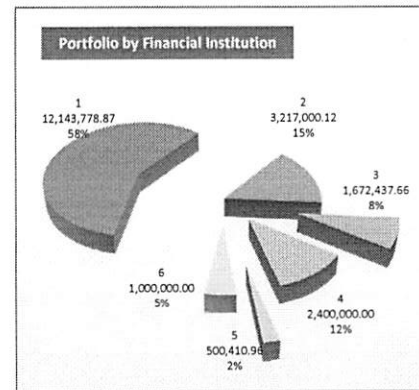
GILLESPIE COUNTY, TEXAS

Portfolio Asset Summary by Investment Type As of October 31, 2018 Of funds Managed by County Treasurer Office

Financial Institution Account / Investment Type	Cash Balances As Of October 31, 2018	
Security State Bank & Trust County Depository		
Checking Accounts		
General ... multi-fund account	1.02	
COB 2001, GOB Series 2010 ... Interest & Sinking	1.00	
County Attorney Hot Check Fund	19,805.77	
Appellate Judicial ... CLOSED	0.00	
Justice of Peace No 1	36,220.90	
Justice of Peace No 2	13,843.47	
County Clerk Operating	62,137.66	
District Clerk Operating	77,446.48	
GOB Series 2013 ... Jail Project	1.00	
GOB Series 2013 ... Interest & Sinking	1.00	209,458.30
Sweep Accounts		
General ... multi-fund account	10,192,205.53	
GOB Series 2013 ... Jail Project	28,177.83	
COB 2001, GOB Series 2010 ... Interest & Sinking	30,337.14	
GOB Series 2013 ... Interest & Sinking	93,600.07	10,334,320.57
Certificate of Deposit ... General Fund (10.)		
Closed	0.00	
Closed	0.00	
Closed	0.00	
10.29.2018 maturity	100,000.00	
Closed	0.00	
Closed	0.00	
09.01.2019 maturity	500,000.00	600,000.00
Certificate of Deposit for Public Entities (CDARs) ... General Fund (10.)		
05.17.2018 maturity	500,000.00	
04.18.2019 maturity	500,000.00	1,000,000.00
		\$ 12,143,778.87
TexPool Investment Service for Public Funds		
Investment Pool		
General ... multi-fund account	3,075,675.25	
COB2001/Ref2010 Interest & Sinking	0.00	
District Clerk Holding In Trust	17,484.94	
County Clerk Holding In Trust	123,839.93	
GOB Series 2013 ... Jail Project	0.00	3,217,000.12
		\$ 3,217,000.12



Portfolio by Investment Type As of October 31, 2018	
209,458.30	Checking Accounts
3,000,000.00	Certificates of Deposit
1,000,000.00	Certificate of Deposit ... for Public Entities (CDARs)
1,500,410.96	Certificate of Deposit ... negotiated
4,889,437.78	Investment Pools ... Investment Service for Public Funds
<u>10,334,320.57</u>	Sweep Accounts
\$ 20,933,627.61	Total



Portfolio by Financial Institution As of October 31, 2018	
1 12,143,778.87	Security State Bank & Trust
2 3,217,000.12	TexPool
3 1,672,437.66	Texas Class
4 2,400,000.00	Texas Regional Bank
5 500,410.96	Multi-Bank Securities ... broker
6 1,000,000.00	Financial Northeastern Companies ... broker
\$ 20,933,627.61	Total

GILLESPIE COUNTY, TEXAS

Portfolio Asset Summary by Investment Type
As of October 31, 2018
Of funds Managed by County Treasurer Office

Financial Institution Account / Investment Type	Cash Balances As Of October 31, 2018		
Texas Class			
Investment Service for Public Funds			
Investment Pool			
General ... multi fund account	1,510,040.85		
GOB Series 2013 ... Jail Project	162,396.81	1,672,437.66	\$ 1,672,437.66
Texas Regional Bank			
Certificate of Deposit .. General Fund (10.)			
08.07.2019 maturity	100,000.00		
11.11.2019 maturity	100,000.00		
11.02.2019 maturity	100,000.00		
01.17.2020 maturity	100,000.00		
12.07.2019 maturity	100,000.00		
08.07.2019 maturity	100,000.00		
09.07.2019 maturity	100,000.00		
closed	0.00		
11.28.2019 maturity	300,000.00		
07.02.2019 maturity	100,000.00		
08.02.2019 maturity	100,000.00		
09.02.2019 maturity	100,000.00		
10.18.2019 maturity	200,000.00		
08.22.2019 maturity	100,000.00		
10.30.2019 maturity	100,000.00		
10.30.2019 maturity	100,000.00		
12.04.2019 maturity	100,000.00		
10.01.2019 maturity	300,000.00		
09.01.2019 maturity	100,000.00		
closed maturity	0.00		
06.15.2018 maturity	100,000.00	2,400,000.00	\$ 2,400,000.00
Multi-Bank Securities ... broker			
Certificate of Deposit .. General Fund (10.)			
12.07.2019 maturity	250,410.96		
12.15.2019 maturity	250,000.00	500,410.96	\$ 500,410.96
Finanacial Northeastern Companies ... broker			
Certificate of Deposit .. General Fund (10.)			
05.25.2019 maturity	240,000.00		
05.23.2019 maturity	130,000.00		
05.22.2019 maturity	130,000.00		
03.29.2019 maturity	200,000.00		
03.29.2019 maturity	200,000.00		
03.29.2019 maturity	100,000.00	1,000,000.00	\$ 1,000,000.00
Total			\$ 20,933,627.61

GILLESPIE COUNTY, TEXAS

Portfolio Asset Summary vs. Security Holdings
 As of October 31, 2018

For Funds Held by the County Treasurer and All Fee Offices

Financial Institution Account / Investment Type	Cash Balances as of October 31, 2018	Financial Institution Pledge / Security Holdings
Security State Bank & Trust (SSB&T) County Depository		
County Treasurer Managed Accounts		
Checking Accounts		
General Checking ... multi-fund account	1.02	
COB Series 2001, GORefunding 2010 ... Interest & Sinking	1.00	
County Attorney Hot Check Fund	19,805.77	
Appellate Judicial ... CLOSED	0.00	
Justice of Peace No 1	36,220.90	
Justice of Peace No 2	13,843.47	
County Clerk Operating	62,137.66	
District Clerk Operating	77,446.48	
GOB Series 2013 ... Jail Project	1.00	
GOB Series 2013 ... Interest & Sinking	<u>1.00</u>	<u>209,458.30</u>
Sweep Accounts		
General ... multi-fund account	10,192,205.53	
GOB Series 2013 ... Jail Project	28,177.83	
COB Series 2001, GORefunding 2010 ... Interest & Sinking	30,337.14	
GOB Series 2013 ... Interest & Sinking	<u>83,600.07</u>	<u>10,334,320.57</u>
County Treasurer Managed Investments		
Certificates of Deposit .. General Fund (10.)		
Closed	0.00	
Closed	0.00	
Closed	0.00	
10.29.2018 maturity	100,000.00	
Closed	0.00	
Closed	0.00	
09.01.2019 maturity	<u>500,000.00</u>	<u>600,000.00</u>

GILLESPIE COUNTY, TEXAS

Portfolio Asset Summary vs. Security Holdings
 As of October 31, 2018

For Funds Held by the County Treasurer and All Fee Offices

Financial Institution Account / Investment Type	Cash Balances as of October 31, 2018		Financial Institution Pledge / Security Holdings
Security State Bank & Trust County Depository	Account Balances		Pledge / Security Holdings
Tax Assessor-Collector Managed Accounts ... new accounts effective 01.01.2017			
Checking Accounts			
TA-C Operating Account	14,176.55		
TxP&WL	7,154.08		
MVD	157,451.97		
MVD Sales Tax	30,018.85		
MVD Title	2,931.70		
Road & Bridge Fee	1,641.87	213,375.02	
Tax Assessor-Collector Managed Accounts ... old accounts			
Checking Accounts			
TA-C Operating Account	24,343.41		
TxP&WL	551.74		
MVD ... zero	0.00		
MVD Sales Tax	863.74		
City of Fredericksburg Ad Valorem	88.95		
MVD Title ... zero	0.00		
Road & Bridge Fee	6,095.97		
Fredericksburg ISD Ad Valorem	7,590.13		
Escrow (Ad Valorem Property)	33.84		
VIT (Vehicle Inventory Tax) Escrow	1,572.95		
Harper ISD Ad Valorem	15.73		
Gillespie County WCID Ad Valorem	0.05		
Doss CCSD Ad Valorem ... zero	0.00		
Stonewall WCID Ad Valorem ... zero	0.00		
Hill Country Underground WCD Ad Valorem ... Zero	0.00		
Gillespie County Ad Valorem	104.93	41,261.44	
TAC Total			

GILLESPIE COUNTY, TEXAS

Portfolio Asset Summary vs. Security Holdings
As of October 31, 2018

For Funds Held by the County Treasurer and All Fee Offices

Financial Institution Account / Investment Type	Cash Balances as of October 31, 2018		Financial Institution Pledge / Security Holdings	
Security State Bank & Trust County Depository	Account Balances		Pledge / Security Holdings	
County Clerk Managed Account				
Checking Account				
County Clerk Escrow	<u>73,838.38</u>	<u>73,838.38</u>		
Savings Account				
County Clerk Trust	<u>421.36</u>	<u>421.36</u>		
Sheriff Managed Account				
Checking Account				
Sheriff Bail Bond Account	83,600.00			
Sheriff Inmate	28,270.79			
Sheriff Commissary	<u>17,214.40</u>	<u>129,085.19</u>		
District Clerk Managed Account				
Checking Account			23,388,371.27	SSB&T Pledged Securities..current face
District Clerk Trust	<u>402,834.56</u>	<u>402,834.56</u>	24,100,557.12	SSB&T Pledged Securities..book value
			23,675,375.05	SSB&T Pledged Securities..fair value
			250,000.00	FDIC Coverage / Demand Deposits @ SSB&T
			<u>250,000.00</u>	FDIC Coverage / Time Deposits @ SSB&T
		<u>\$ 12,004,594.82</u>	<u>\$ 24,175,375.05</u>	

Financial Institution Account / Investment Type	Account Balances		Pledge / Security Holdings	
Security State Bank & Trust County Depository				
County Treasurer Managed Investments				
Certificates of Deposit for Public Entities (CDARs) ... General Fund (10.)				
05.16.2019 maturity	500,000.00			
04.18.2019 maturity	<u>500,000.00</u>	<u>1,000,000.00</u>	<u>1,000,000.00</u>	<u>\$ 1,000,000.00</u>
			1,000,000.00	FDIC Coverage / under CDARS program

GILLESPIE COUNTY, TEXAS

Portfolio Asset Summary vs. Security Holdings
As of October 31, 2018

For Funds Held by the County Treasurer and All Fee Offices

Financial Institution Account / Investment Type	Cash Balances as of October 31, 2018				Financial Institution Pledge / Security Holdings
TexPool	Account Balances				Pledge / Security Holdings
Investment Service for Public Funds					
County Treasurer Managed Investments					
Investment Pool Accounts					
General ... multi-fund account	3,075,675.25				
Interest & Sinking - COB Series 2001/GOB Series 2010	0.00				
District Clerk Holding	17,484.94				
County Clerk Holding	123,839.93				
GOB Series 2013 ... Jail Project	0.00	\$ 3,217,000.12	\$ 3,217,000.12	3,217,000.12	Net Asset Value ... TexPool seeks to maintain a net asset value of \$1.00 (+/- 0.005 allowable) and is designed to be used for investments of funds which may be needed at any time. October 31, 2018, net asset value 0.99991

Financial Institution Account / Investment Type	Cash Balances as of October 31, 2018				Financial Institution Pledge / Security Holdings
Texas Class	Account Balances				Pledge / Security Holdings
Investment Service for Public Funds					
County Treasurer Managed Investments					
Investment Pool Account					
General Account ... multi-fund account	1,510,040.85				
GOB Series 2013 ... Jail Project	162,396.81	\$ 1,672,437.66	\$ 1,672,437.66	1,672,437.66	Net Asset Value ... Texas Class seeks to maintain a net asset value of \$1.00 (+/- 0.005 allowable) and is designed to be used for investments of funds which may be needed at any time. October 31, 2018, net asset value 1.00

GILLESPIE COUNTY, TEXAS

Portfolio Asset Summary vs. Security Holdings
 As of October 31, 2018

For Funds Held by the County Treasurer and All Fee Offices

Financial Institution Account / Investment Type	Cash Balances as of October 31, 2018	Financial Institution Pledge / Security Holdings
Texas Regional Bank (TRB)	Account Balances	Pledge / Security Holdings
County Treasurer Managed Investments		
Certificates of Deposit .. General Fund (10.)		
08.07.2019 maturity	100,000.00	
11.11.2019 maturity	100,000.00	
11.02.2019 maturity	100,000.00	
01.17.2020 maturity	100,000.00	
12.07.2019 maturity	100,000.00	
08.07.2019 maturity	100,000.00	
09.07.2019 maturity	100,000.00	
closed	0.00	
11.28.2019 maturity	300,000.00	
07.02.2019 maturity	100,000.00	
08.02.2019 maturity	100,000.00	
09.02.2019 maturity	100,000.00	
10.18.2019 maturity	200,000.00	
08.22.2019 maturity	100,000.00	
10.30.2019 maturity	100,000.00	
10.30.2019 maturity	100,000.00	
12.04.2019 maturity	100,000.00	5,250,000.00 TRB Pledged Securities..original face
10.01.2019 maturity	300,000.00	2,325,915.83 TRB Pledged Securities..par
09.01.2019 maturity	100,000.00	2,459,047.81 TRB Pledged Securities..book value
closed	0.00	2,341,246.03 TRB Pledged Securities..market value
12.15.2019 maturity	100,000.00	250,000.00 FDIC Coverage @ TRB
	<u>2,400,000.00</u> \$ 2,400,000.00 \$ 2,591,246.03	

GILLESPIE COUNTY, TEXAS

Portfolio Asset Summary vs. Security Holdings
 As of October 31, 2018

For Funds Held by the County Treasurer and All Fee Offices

Financial Institution Account / Investment Type	Cash Balances as of October 31, 2018					Financial Institution Pledge / Security Holdings
Multi-Bank Securities ... Broker	Account Balances					Pledge / Security Holdings
County Treasurer Managed Investments						
Certificates of Deposit .. General Fund (10.)						
12.09.2019 maturity	250,410.96					
12.16.2019 maturity	<u>250,000.00</u>	<u>500,410.96</u>	\$	<u>500,410.96</u>	\$	<u>500,000.00</u>
						<u>500,000.00</u> FDIC Coverage under negotiable CD standards
Financial Northeastern Companies ... Broker	Account Balances					Pledge / Security Holdings
County Treasurer Managed Investments						
Certificates of Deposit .. General Fund (10.)						
05.24.2019 maturity	240,000.00					
05.23.2019 maturity	130,000.00					
05.22.2019 maturity	130,000.00					
03.29.2019 maturity	200,000.00					
03.29.2019 maturity	200,000.00					
03.29.2019 maturity	<u>100,000.00</u>	<u>1,000,000.00</u>	\$	<u>1,000,000.00</u>	\$	<u>1,000,000.00</u>
						<u>1,000,000.00</u> FDIC Coverage under negotiable CD standards

GILLESPIE COUNTY, TEXAS

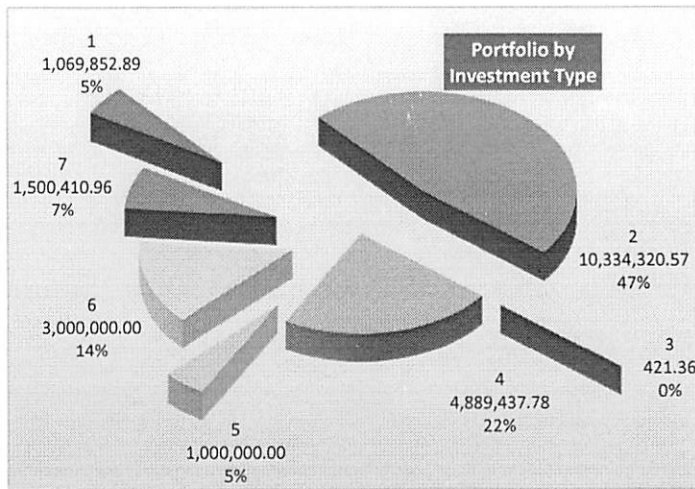
Portfolio Asset Summary vs. Security Holdings As of October 31, 2018

For Funds Held by the County Treasurer and All Fee Offices

Financial Institution Account / Investment Type	Cash Balances as of October 31, 2018	Financial Institution Pledge / Security Holdings
--	---	---

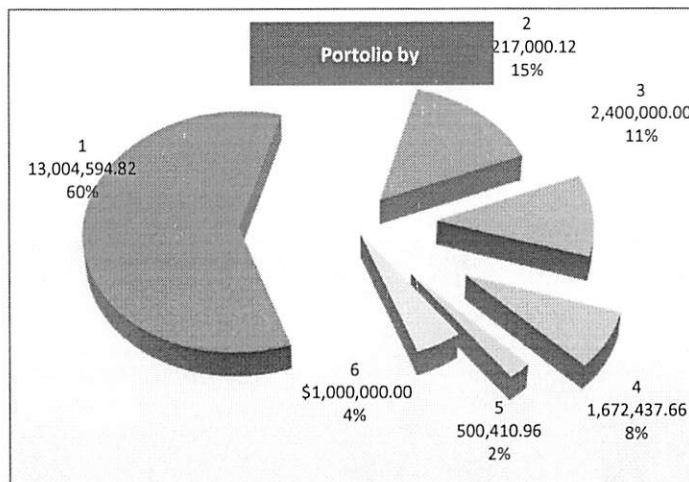
--	--	--

Total Assets	As Of October 31, 2018	Total Securities
	\$ 21,794,443.56	\$ 34,156,058.86
		As Of October 31, 2018



Portfolio by Investment Type
As of October 31, 2018

1	1,069,852.89	Checking Accounts
2	10,334,320.57	Sweep Accounts
3	421.36	Savings Accounts
4	4,889,437.78	Investment Pools ... Public Funds Investment Service
5	1,000,000.00	Certificates of Deposit ... for Public Entities (CDARs)
6	3,000,000.00	Certificates of Deposit
7	1,500,410.96	Certificates of Deposit ... negotiated
\$ 21,794,443.56		Total



Portfolio by Financial Institution
As of October 31, 2018

1	13,004,594.82	Security State Bank & Trust
2	3,217,000.12	TexPool
3	2,400,000.00	Texas Regional Bank
4	1,672,437.66	Texas Class
5	500,410.96	Multi-Bank Securities ... broker
6	1,000,000.00	Financial Northeastern Companies ... broker
\$ 21,794,443.56		Total

GILLESPIE COUNTY, TEXAS

Portfolio Asset Summary vs. Security Holdings As of October 31, 2018

For Funds Held by the County Treasurer and All Fee Offices

Financial Institution Account / Investment Type	Cash Balances as of October 31, 2018	Financial Institution Pledge / Security Holdings
--	---	---

Deposit and Investment Risk Disclosure

General Statement ... The County's approach to investments of county funds.

Investment strategies are built on cash flow versus fund name. County funds are predominantly invested in certificates of deposit (standard CDs, negotiable CDs, and CDARS) and Investment Pools (investment service for public funds)

Depository interest-bearing checking accounts are used more as clearing accounts than a type of investment.

Sweep accounts ... the General Checking Account (multi-fund account) ... interest-bearing, with a one dollar (\$1.00) threshold ... is attached to a sweep account with a \$25,000.00 required minimum balance. This holds the same for the GOB Series 2013 Project Account, COB2001/Ref2010 I&S account, and GOB2013 I&S account.

Custodial Risk .. All deposits/investments with any banking institution are collateralized at least 100%, all collateral (exclusive FDIC coverage) is placed with a third party that is not a depository of the County, and collateral is pledged to Gillespie County.

Interest Rate Risk .. The County does not have a formal investment policy that limits investment maturities as a means of managing its exposure to fair value losses arising from changing interest rates.

Certificates of Deposit are normally held at maximum two year maturities or less and maturity dates are staggered

CD's are originally invested for periods of less or over a year to optimize a staggered portfolio

SSB&T & TRB CD's are held at face values with interests paid to the County monthly

Broker CD's are held at face values with interests remitted to the County as paid

CDs for public entities (CDARs) are held at face value with interest remitted to the County as paid

Credit Risk .. At October 31, 2018, the County has no investments

in commercial paper, corporate bonds, mutual funds.

At October 31, 2018, TexPool was rated

AAA by Standard & Poor's.

At October 31, 2018, Texas Class was rated

AAA by Standard & Poor's.

Concentration of Credit Risk .. The County does not place any limit

on the amount the County may invest with any type of investment or issuer.

However, the County endeavors to diversify and monitors any concerns of concentrations with any one issuer or investment type

**FY2018-2019
Gillespie County, Texas
County Treasurer Monthly Financial Statement
All Funds Managed by County Treasurer**



For Period Ended October 31, 2018

**Laura Lundquist, CCT, CIO
Gillespie County Treasurer**

Maintenance & Operating, COB & GOB Operating, COB & GOB I&S, Special Revenue, Special Revenue..Grants, Capital Project(s), Trust and Agency								
Month To Date	09.30.2018 Cash Balance	Receipts	Disbursements	Allocations	FY2019 Adjustments	FY2018 Adjustments	10.31.2018 Cash Balance	
Maintenance & Operating (M&O)	16,516,052.89	794,382.04	1,669,073.06	(3,800,000.00)			11,841,361.87	
COB2001	190,202.60	373.04					190,575.64	
and GOB2013 Operating								
COB 2001/Ref2010 I&S	111,636.39	13,508.16					125,144.55	
and GOB I&S								
Special Revenue	1,479,742.54	185,356.87	235,976.22				1,429,123.19	
Special Revenue ... Grants	15.18						15.18	
Capital Project(s)	2,810,048.86	12,270.72		3,800,000.00			6,622,319.58	
Trust and Agency	697,675.47	(67,168.00)	116,309.52				514,197.95	
Totals	21,805,373.93	938,722.83	2,021,358.80	0.00	0.00	0.00	20,722,737.96	
County Funds								

Year To Date	09.30.2018 Cash Balance	Receipts	Disbursements	Allocations	FY2019 Adjustments	FY2018 Adjustments	10.31.2018 Cash Balance	
Maintenance & Operating (M&O)	16,516,052.89	794,382.04	1,669,073.06	(3,800,000.00)			11,841,361.87	
COB2001	190,202.60	373.04					190,575.64	
and GOB2013 Operating								
COB 2001/Ref2010 I&S	111,636.39	13,508.16					125,144.55	
and GOB I&S								
Special Revenue	1,479,742.54	185,356.87	235,976.22				1,429,123.19	
Special Revenue ... Grants	15.18						15.18	
Capital Project(s)	2,810,048.86	12,270.72		3,800,000.00			6,622,319.58	
Trust and Agency	697,675.47	(67,168.00)	116,309.52				514,197.95	
Totals	21,805,373.93	938,722.83	2,021,358.80	0.00	0.00	0.00	20,722,737.96	
County Funds								

Clerks of the Courts Trust Funds								
Month To Date	09.30.2018 Cash Balance	Receipts	Disbursements	Allocations	FY2019 Adjustments	FY2018 Adjustments	10.31.2018 Cash Balance	
District Clerk Trust	17,453.16	31.78					17,484.94	
County Clerk Trust	123,614.82	225.11					123,839.93	
Totals	141,067.98	256.89	0.00	0.00	0.00	0.00	141,324.87	
Clerk Trusts								

Year To Date	09.30.2018 Cash Balance	Receipts	Disbursements	Allocations	FY2019 Adjustments	FY2018 Adjustments	10.31.2018 Cash Balance	
District Clerk Trust	17,453.16	31.78					17,484.94	
County Clerk Trust	123,614.82	225.11					123,839.93	
Totals	141,067.98	256.89	0.00	0.00	0.00	0.00	141,324.87	
Clerk Trusts								

Respectfully submitted,

Laura Lundquist, CCT, CIO
Gillespie County Treasurer

The State of Texas, County of Gillespie

Before me, the undersigned authority, this day personally appeared Laura Lundquist, County Treasurer, to me well known, who, being duly sworn, disposes and says that the above and foregoing report is true and correct.

Witness my hand and seal of this office, this _____ day of _____, _____ A.D.

County Clerk
County of Gillespie, State of Texas

Compared, examined, and accepted in open Commissioners Court this _____ day of _____, _____ A.D.

County Judge

Commissioner Pct No 1

Commissioner Pct No 2

Commissioner Pct No 3

Commissioner Pct No 4