



FY2017-2018

GILLESPIE COUNTY, TEXAS

COUNTY TREASURER MONTHLY FINANCIAL REPORT

For The Period Ended
July 31, 2018
Unaudited

LAURA LUNDQUIST, CCT, CIO
GILLESPIE COUNTY TREASURER

1. Cash/Investment Balances All Funds
For Period Ended July 31, 2018
2. Statement of Receipts, Disbursements, Electronic Funds Transfers, Payroll,
Interfund Allocations, Adjustments, and Investments All Funds
Month to Date by Fund
3. Statement of Receipts, Disbursements, Electronic Funds Transfers, Payroll,
Interfund Allocations, Adjustments, and Investments All Funds
Fiscal Year to Date by Fund
4. Statement of Maintenance & Operating Funds
FY2005 through July 31, 2018
General Fund
Road & Bridge Funds ... County Wide, Precinct No 1, Precinct No 2, Precinct No 3, Precinct No 4
5. Fund Cash/Investment Balance Comparison by Fiscal Year by Fund
Active and Inactive Funds
FY2004 through July 31, 2018
6. Overall Cash/Investment Balance Comparison by Month
FY1985 through July 31, 2018
7. County Sales Tax ... Effective January 01, 1988
Allocation Summary of Sales Tax Receipts
1988 through July 31, 2018
8. Hotel Occupancy Tax (HOT) ... Effective January 01, 2007
Summary of HOT Receipts and Expenditures
For the Period of January 01, 2007 through July 31, 2018
9. Certificates of Obligation Bonds ... Interest & Sinking
Statement of Bond Redemptions & Interest Payment Schedule
GO Refunding Bonds, Series 2010
Refunding of COB Series 2001, Post Office & Clinic Building Properties
10. General Obligation Bonds ... Interest & Sinking
Statement of Bond Redemptions & Interest Payment Schedule
GOB Series 2013, Jail Construction Project



11. Lease / Purchase Finance Capital Equipment
Statement of Principal & Interest Payment Schedule
Road & Bridge Departments – Contract No 6451, September.2013
 - o Countywide
 - o Precinct No 1
 - o Precinct No 2
 - o Precinct No 3
 - o Precinct No 4

12. Lease / Purchase Finance Capital Equipment
Statement of Principal & Interest Payment Schedule
Road & Bridge Departments – Contract No 7756, June.2017
 - o Countywide
 - o Precinct No 1
 - o Precinct No 2
 - o Precinct No 3
 - o Precinct No 4

13. Lease / Purchase Finance Capital Equipment
Statement of Principal & Interest Payment Schedule
Road & Bridge Departments – Contract No , December.2017
 - o Countywide
 - o Precinct No 1
 - o Precinct No 2
 - o Precinct No 3
 - o Precinct No 4

14. Public Property Finance ... Law Enforcement Radio System Upgrade
Statement of Principal & Interest Payment Schedule
Sheriff Office --- Contract No 6774, October.2014

15. District Clerk Trust Funds ... Statement of Holding in Trust Funds As Managed by County Treasurer
As of July 31, 2018

16. County Clerk Trust Funds ... Statement of Holding in Trust Funds As Managed by County Treasurer
As of July 31, 2018

16. Investment Performance Summary ... Certificate(s) of Deposit
As of July 31, 2018

17. County Treasurer Portfolio Asset Summary by Investment Type
As of July 31, 2018

18. County Portfolio Asset Summary vs Security Holdings
As of July 31, 2018

19. Detailed Listing of Receipts to All Funds
For July.2018

20. Detailed Listing of Disbursements from All Funds
For July.2018

21. Detailed Listing of Electronic Funds Transfers from All Funds
For July.2018

22. Detailed Listing of Interfund Allocations to/from All Funds
For July.2018



23. Detailed Listing of Payroll Distribution All Funds
For July.2018
24. Financial Summary Recap Affidavit
As of July 31, 2018

GILLESPIE COUNTY, TEXAS

**Cash and Investment Balances
 All Funds Managed by County Treasurer**

For Period Ended July 31, 2018

| FUNDS LISTING BY CATEGORY | | |
|--|-------------------|-----------------------------|
| GENERAL and ROAD & BRIDGE FUNDS | | CASH and INVESTMENTS |
| Maintenance & Operating Funds | | |
| General Fund | 15,695,476.33 | |
| Road & Bridge Funds ... | | |
| County Wide | 1,607,456.06 | |
| Precinct No 1 | 319,586.37 | |
| Precinct No 2 | 214,876.81 | |
| Precinct No 3 | 550,729.07 | |
| Precinct No 4 | <u>422,839.51</u> | |
| Sub-total Road & Bridge Funds | 3,115,487.82 | <u>18,810,964.15</u> |
| SPECIAL REVENUE FUNDS | | |
| Law Library | 5,032.50 | |
| Lateral Road ... | | |
| Precinct No 1 | 6,658.22 | |
| Precinct No 2 | 6,683.26 | |
| Precinct No 3 | 6,658.21 | |
| Precinct No 4 | 6,658.22 | |
| Sub-total Lateral Road Funds | 26,657.91 | |
| Probate ... | | |
| Training | 6,094.35 | |
| Guardianship Program | 34,766.98 | |
| Sub-total Probate Funds | 40,861.33 | |
| Court Reporter Service | 2,107.99 | |
| County Records Management | 37,475.34 | |
| County Clerk Records Management | 156,983.90 | |
| Sheriff Forfeiture | 35,322.73 | |
| Sheriff Abandoned Vehicle | 1,231.77 | |
| Sheriff Equitable Sharing | 1,232.24 | |
| Justice Court Bldg Security | 5,437.85 | |
| Courthouse Security | 49,935.43 | |
| District Clerk Records Management | 12,048.17 | |
| County & District Court Technology | 27,889.33 | |
| Occupancy Tax | 689,231.85 | |
| Pretrial Intervention | 144,525.71 | |
| Justice Court Technology | 137,305.68 | |
| Airport Operating | 29,849.82 | |
| LEOSE Training--Sheriff | 7,534.03 | |
| LEOSE Training--Constable No 1 | 10,063.72 | |
| LEOSE Training--Constable No 2 | 7,951.64 | |
| Tax Assessor - M V I | <u>106.75</u> | <u>1,428,785.69</u> |
| SPECIAL REVENUE FUNDS ... GRANTS | | |
| Grants ... General, Energy Efficiency | 0.00 | |
| Grants ... Law Enforcement, Emergency Services P25 Compliant Radio | 0.00 | |
| PML Loan Star Library | 0.00 | |
| PML PAC-Pug | 0.00 | |
| Airport Capital Project Grant | <u>15.18</u> | <u>15.18</u> |

GILLESPIE COUNTY, TEXAS
Cash and Investment Balances
All Funds Managed by County Treasurer
For Period Ended July 31, 2018

| FUNDS LISTING BY CATEGORY <small>(continued)</small> | | | |
|--|--------------|--------------|---------------|
| CERTIFICATES OF OBLIGATION BONDS | | | |
| and | | | |
| GENERAL OBLIGATION BONDS | | | |
| ... | | | |
| Operating Accounts | | | |
| GOB Series 2013 ... Jail Project | 189,504.88 | 189,504.88 | |
| CERTIFICATES OF OBLIGATION BONDS | | | |
| and | | | |
| GENERAL OBLIGATION BONDS | | | |
| ... | | | |
| Interest & Sinking Accounts | | | |
| COB Series 2001/GOB Refunding Series 2010 ... Interest & Sinking | 36,525.56 | | |
| GOB Series 2013 ... Interest & Sinking | 299,362.65 | 335,888.21 | |
| CAPITAL PROJECT FUNDS | | | |
| Capital Improvements / Maintenance | 2,805,624.10 | 2,805,624.10 | |
| TRUST and AGENCY FUNDS | | | |
| Criminal Justice | 796.90 | | |
| Waste Water (State Fee) | 530.00 | | |
| County Attorney Hot Check | 15,218.00 | | |
| McDermott (PML) | 112,820.94 | | |
| Breiten (PML) | 187,354.40 | | |
| Justice Of The Peace No. 1 | 39,233.83 | | |
| Justice Of The Peace No. 2 | 16,671.03 | | |
| Appellate Judicial System | 692.90 | | |
| Alternative Dispute Resolution | 1,784.14 | | |
| Unclaimed Monies | 58,064.37 | | |
| County Clerk Operating | 60,745.85 | | |
| District Clerk Operating | 41,404.99 | 535,317.35 | 24,106,099.56 |
| FUNDS PENDING RELEASE | | | |
| Check(s) pending release | 0.00 | | |
| EFT(s) pending release | 0.00 | 0.00 | 0.00 |
| CHANGE FUNDS | | | |
| General Fund (F.10) ... cash provider to various offices | 3,000.00 | | |
| Sheriff Seizure Fund (F.30) | 4,000.00 | | |
| County Attorney Hot Check Fund (F.80) | 50.00 | 7,050.00 | 7,050.00 |

GILLESPIE COUNTY, TEXAS
Cash and Investment Balances
All Funds Managed by County Treasurer
For Period Ended July 31, 2018

| FUNDS LISTING BY CATEGORY <small>(continued)</small> | | | | |
|---|--|-------------|-----------------|----------------------|
| UNALLOCATED MONIES | | | | |
| Checking Accounts | | | | |
| | General (multi-fund) | (1,123.29) | | |
| | COB2001/Ref2010 I&S | 0.00 | | |
| | GOB 2013 Project | 0.00 | | |
| | GOB2013 I&S | 0.00 | | |
| | County Attorney | 0.00 | | |
| | Justice of Peace No 1 | 910.00 | | |
| | Justice of Peace No 2 | 579.00 | | |
| | District Clerk Operating | 49.00 | | |
| | County Clerk Operating | 2,509.00 | <u>2,923.71</u> | |
| Investment Pools ... Investment Service For Public Funds | | | | |
| | TexPool ... General (multi-fund) | 0.00 | | |
| | TexPool ... COB Series 2001/GOB Series 2010 Interest & Sinking | 0.00 | | |
| | TexPool ... GOB Series 2013 Jail Project | 0.00 | | |
| | Texas Class ... GOB Series 2013 Jail Project | <u>0.00</u> | <u>0.00</u> | |
| Other Unallocated Funds | | | | |
| | none reported | <u>0.00</u> | <u>0.00</u> | <u>2,923.71</u> |
| | | | | 24,116,073.27 |

GILLESPIE COUNTY, TEXAS
Cash and Investment Balances
All Funds Managed by County Treasurer
For Period Ended July 31, 2018

| CHECKING and INVESTMENT ACCOUNTS | | | |
|---|---------------|---------------|--|
| CHECKING ACCOUNTS | | | |
| GENERAL OPERATING ... Interest Bearing Checking | 11.01 | | |
| Cash On Hand | 0.00 | | |
| Deposit In Process | 46,603.26 | | |
| Deposit In Process | 45.00 | | |
| Deposit In Process | 15.00 | | |
| Deposit In Process | 0.00 | | |
| ACH In Process | 0.00 | | |
| Wire In Process | 0.00 | | |
| ACH Reversals In Process | 0.00 | | |
| Online Transfer ... to COB2001/Ref2010 I&S | (114.83) | | |
| Online Transfer ... to GOB 2013 I&S | (654.81) | | |
| Online Transfer ... from County Clerk Operating | 0.00 | | |
| Online Transfer ... from District Clerk Operating | 0.00 | | |
| Online Transfer ... from Justice No 1 Operating | 0.00 | | |
| Online Transfer ... from Justice No 2 Operating | 0.00 | | |
| Outstanding Financial Checks | (266,679.95) | | |
| Outstanding Payroll Checks | (6,664.01) | | |
| Outstanding Payroll Checks | (898.90) | | |
| Outstanding Financial Checks | (806.00) | | |
| Check(s) pending release | 0.00 | (229,144.23) | |
| GENERAL OPERATING ... Interest Bearing Sweep Account | | | |
| Sweep of General Operating Checking | 14,573,091.24 | 14,573,091.24 | |
| COB Series 2001 / GORefuding Series 2010 INTEREST & SINKING | | | |
| Checking | 1.00 | | |
| Cash On Hand | 0.00 | | |
| Online Transfer ... from General Fund | 114.83 | | |
| Online Transfer ... to GOB Series 2013 | 0.00 | | |
| Outstanding Checks | 0.00 | 115.83 | |
| COB Series 2001 / GORefuding Series 2010 INTEREST & SINKING ... | | | |
| Interest Bearing Sweep Account | | | |
| Sweep of General Operating Checking | 36,409.73 | 36,409.73 | |
| COUNTY ATTORNEY HOT CHECK ... Interest Bearing Checking | | | |
| Cash On Hand | 17,980.39 | | |
| Cash On Hand | 0.00 | | |
| Deposit In Process | 130.00 | | |
| Outstanding Checks | (2,892.39) | 15,218.00 | |
| JUSTICE OF THE PEACE No 1 ... Interest Bearing Checking | | | |
| Cash On Hand | 42,861.03 | | |
| Cash On Hand | 0.00 | | |
| Deposit In Process | 205.00 | | |
| Deposit In Process | 0.00 | | |
| Online Transfer ... to General Checking | 0.00 | | |
| Outstanding Checks | (2,922.20) | 40,143.83 | |

GILLESPIE COUNTY, TEXAS
Cash and Investment Balances
All Funds Managed by County Treasurer
For Period Ended July 31, 2018

| CHECKING and INVESTMENT ACCOUNTS <small>(continued)</small> | | | |
|---|--|-------------------|----------------------|
| CHECKING ACCOUNTS ... Continued | | | |
| JUSTICE OF THE PEACE No 2 ... Interest Bearing Checking | 17,947.32 | | |
| Cash On Hand | 0.00 | | |
| Deposit In Process | 40.00 | | |
| Deposit In Process | 0.00 | | |
| Online Transfer ... to General Checking | 0.00 | | |
| Outstanding Checks | (737.29) | <u>17,250.03</u> | |
| | | | |
| COUNTY CLERK ... Interest Bearing Checking | 59,944.15 | | |
| Cash On Hand | 0.00 | | |
| Deposit In Process | 1,001.00 | | |
| Deposit In Process | 3,442.30 | | |
| Deposit In Process | 0.00 | | |
| Deposit In Process | 0.00 | | |
| On-line Credit Card Payment In Process | 76.00 | | |
| Online Transfer ... to General Checking | 0.00 | | |
| Outstanding Checks checks outstanding prior to 10 01 2009 | (108.50) | | |
| Outstanding Checks outstanding checks post 09 30 2009 | (1,100.10) | <u>63,254.85</u> | |
| | | | |
| DISTRICT CLERK ... Interest Bearing Checking | 62,448.73 | | |
| Cash On Hand | 0.00 | | |
| Deposit In Process | 47.00 | | |
| Deposit In Process | 0.00 | | |
| Online Transfer ... to General Checking | 0.00 | | |
| Outstanding Checks checks outstanding prior to 10 01 2009 | (4,361.86) | | |
| Outstanding Checks outstanding checks post 09 30 2009 | (16,679.88) | <u>41,453.99</u> | |
| | | | |
| GOB SERIES 2013 - Jail Project ... Interest Bearing Checking | 1.00 | | |
| Cash On Hand | 0.00 | | |
| Deposit In Process | 0.00 | | |
| Outstanding Checks | <u>0.00</u> | <u>1.00</u> | |
| | | | |
| GOB SERIES 2013 - Jail Project ... Interest Bearing Sweep Account | | | |
| Sweep of GOB 2013 Jail Project Checking | <u>28,039.08</u> | <u>28,039.08</u> | |
| | | | |
| GOB SERIES 2013 - Interest & Sinking ... Interest Bearing Checking | 1.00 | | |
| Cash On Hand | 0.00 | | |
| Online Transfer ... from General Fund | 654.81 | | |
| Online Transfer ... from COB 2001 | 0.00 | | |
| Online Transfer | 0.00 | | |
| Outstanding Checks | <u>0.00</u> | <u>655.81</u> | |
| | | | |
| GOB SERIES 2013 - Interest & Sinking ... Interest Bearing Sweep Account | | | |
| Sweep of GOB 2013 Interest & Sinking Sweek | <u>298,706.84</u> | <u>298,706.84</u> | <u>14,885,196.00</u> |


GILLESPIE COUNTY, TEXAS
Cash and Investment Balances
All Funds Managed by County Treasurer
For Period Ended July 31, 2018

| CHECKING and INVESTMENT ACCOUNTS <small>(continued)</small> | | | |
|---|---------------------|---------------------|----------------------|
| TIME CERTIFICATE OF DEPOSIT(S) | | | |
| All General Fund (10.) Investments | | | |
| Texas Regional Bank | | | |
| certificate of deposit timed investments | <u>2,400,000.00</u> | <u>2,400,000.00</u> | |
| Security State Bank & Trust (County Depository) | | | |
| certificate of deposit timed investments | <u>600,000.00</u> | <u>600,000.00</u> | |
| Security State Bank & Trust (County Depository) | | | |
| certificate of deposit for public entites (CDARS) | <u>1,000,000.00</u> | <u>1,000,000.00</u> | |
| Multi-Bank Securities | | | |
| certificate of deposit timed investments | <u>500,000.00</u> | <u>500,000.00</u> | |
| Financial Northwestern Securitie | | | |
| certificate of deposit timed investments | <u>1,000,000.00</u> | <u>1,000,000.00</u> | <u>5,500,000.00</u> |
| INVESTMENT POOLS ... Investment Service For Public Funds | | | |
| TexPool | | | |
| GENERAL ... Multi-Fund Account | 3,060,067.50 | | |
| Deposit In Process | 0.00 | | |
| Monies In Transit | <u>0.00</u> | <u>3,060,067.50</u> | |
| COB SERIES 2001/GORefunding SERIES 2010 ... Interest & Sinking | 0.00 | | |
| Deposit In Process | 0.00 | | |
| Monies In Transit | <u>0.00</u> | <u>0.00</u> | |
| GOB SERIES 2013 ... Jail Project | 0.00 | | |
| Deposit In Process | 0.00 | | |
| Monies In Transit | <u>0.00</u> | <u>0.00</u> | |
| TexPool sub-total | | | <u>3,060,067.50</u> |
| Texas Class | | | |
| GENERAL ... Multi-Fund Account | 502,294.97 | | |
| Deposit In Process | 0.00 | | |
| Monies In Transit | <u>0.00</u> | <u>502,294.97</u> | |
| GOB SERIES 2013 ... Jail Project | 161,464.80 | | |
| Deposit In Process | 0.00 | | |
| Monies In Transit | <u>0.00</u> | <u>161,464.80</u> | |
| Texas Class sub-total | | | <u>663,759.77</u> |
| | | | <u>3,723,827.27</u> |
| CHANGE FUNDS | | | |
| Under General Fund (F.10) | | | |
| Tax Office ... Teller Drawers (4) | 1,200.00 | | |
| Tax Office ... Office Administration | 0.00 | | |
| County Clerk | 100.00 | | |
| District Clerk | 100.00 | | |
| Justice of Peace No 1 | 200.00 | | |
| Justice of Peace No 2 | 200.00 | | |
| Pioneer Memorial Library | 100.00 | | |
| Sheriff ... Administration | 50.00 | | |
| Sheriff ... Jail Operations | 50.00 | | |
| County Treasurer | 1,000.00 | | |
| County Warehouse | <u>0.00</u> | <u>3,000.00</u> | |
| Under Sheriff Seizure (F.30) | | | |
| Sheriff ... Administrative Office | <u>4,000.00</u> | <u>4,000.00</u> | |
| Under County Attorney Hot Check (F.80) | | | |
| County Attorney | <u>50.00</u> | <u>50.00</u> | <u>7,050.00</u> |
| | | | 24,116,073.27 |

GILLESPIE COUNTY, TEXAS
Cash and Investment Balances
All Funds Managed by County Treasurer
For Period Ended July 31, 2018

| DISTRICT CLERK HOLDING | | | | | |
|---|-----------|-----------|----------------------|--|-----------|
| HOLDING ACCOUNT (s) | | | CASH and INVESTMENTS | | |
| holding account(s) | 17,396.20 | 17,396.20 | 17,396.20 | | 17,396.20 |
| INVESTMENT POOLS ... Investment Service For Public Funds | | | | | |
| TEXPOOL ... DISTRICT CLERK HOLDING | 17,396.20 | | | | |
| Deposit In Process | 0.00 | | | | |
| Monies In Transit | 0.00 | 17,396.20 | 17,396.20 | | 17,396.20 |

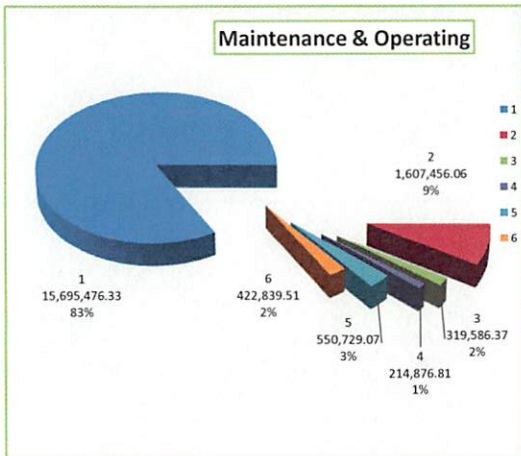
| COUNTY CLERK HOLDING | | | | | |
|---|------------|------------|----------------------|--|------------|
| HOLDING ACCOUNT (s) | | | CASH and INVESTMENTS | | |
| holding account(s) | 123,211.51 | 123,211.51 | 123,211.51 | | 123,211.51 |
| INVESTMENT POOLS ... Investment Service For Public Funds | | | | | |
| TEXPOOL ... COUNTY CLERK HOLDING | 123,211.51 | | | | |
| Deposit In Process | 0.00 | | | | |
| Monies In Transit | 0.00 | 123,211.51 | 123,211.51 | | 123,211.51 |


 Laura Lundquist, cct, cio
 Gillespie County Treasurer
 Gillespie County, Texas

GILLESPIE COUNTY, TEXAS
STATEMENT OF
Receipts, Disbursements, Electronic Funds Transfers, Payroll, Interfund Allocations, Adjustments, and Time Investments
of County Funds Managed by County Treasurer

For the Period Ended July 31, 2018

| For Current Account Period | Cash Balance as of 06.30.2018 | Receipts | Disbursements | Electronic Fund Transfers | Payroll | Total Disbursements | Interfund Allocations In | Interfund Allocations Out | FY2018 Adjustments | FY2017 YE Adjustments | Cash Balances as of 07.31.2018 | Time Investments | Adjusted Cash Balance as of 07.31.2018 | For Current Account Period |
|---|-------------------------------|-------------------|-------------------|---------------------------|-------------------|---------------------|--------------------------|---------------------------|--------------------|-----------------------|--------------------------------|---------------------|--|---|
| GENERAL and ROAD & BRIDGE ... Maintenance & Operating Funds | | | | | | | | | | | | | GENERAL and ROAD & BRIDGE ... Maintenance & Operating Funds | |
| F10 General | 16,273,242.76 | 682,761.09 | 619,451.53 | 314,276.50 | 326,799.49 | 1,260,527.52 | | | | | 15,695,476.33 | 5,500,000.00 | 10,195,476.33 | F10 General |
| Road & Bridge Funds | | | | | | | | | | | | | Road & Bridge Funds | |
| F15 County Wide | 2,572,819.15 | 71,575.73 | 20,374.69 | | 3,564.13 | 23,938.82 | | 1,013,000.00 | | | 1,607,456.06 | | 1,607,456.06 | F15 County Wide |
| F16 Precinct No 1 | 180,743.02 | 155.73 | 83,146.96 | | 27,165.42 | 110,312.38 | 249,000.00 | | | | 319,586.37 | | 319,586.37 | F16 Precinct No 1 |
| F17 Precinct No 2 | 185,886.84 | 21.74 | 170,408.46 | | 13,623.31 | 184,031.77 | 213,000.00 | | | | 214,876.81 | | 214,876.81 | F17 Precinct No 2 |
| F18 Precinct No 3 | 286,346.15 | 434.32 | 25,705.85 | | 13,345.55 | 39,051.40 | 303,000.00 | | | | 550,729.07 | | 550,729.07 | F18 Precinct No 3 |
| F19 Precinct No 4 | 251,199.57 | 312.95 | 60,532.14 | | 16,140.87 | 76,673.01 | 248,000.00 | | | | 422,839.51 | | 422,839.51 | F19 Precinct No 4 |
| Sub-Total R&B | 3,478,994.73 | 72,500.47 | 360,168.10 | 0.00 | 73,839.28 | 434,007.38 | 1,013,000.00 | 1,013,000.00 | 0.00 | 0.00 | 3,115,487.82 | 0.00 | 3,115,487.82 | Sub-Total R&B |
| Sub-Totals General / Road & Bridge ... Maintenance & Operating Funds | 19,750,237.49 | 755,261.56 | 979,619.63 | 314,276.50 | 400,638.77 | 1,694,534.90 | 1,013,000.00 | 1,013,000.00 | 0.00 | 0.00 | 18,810,964.15 | 5,500,000.00 | 13,310,964.15 | Sub-Totals General / Road & Bridge ... Maintenance & Operating Funds |



| | | |
|-------------------------|---------------|-------------------|
| 1 | 15,695,476.33 | General Fund |
| 2 | 1,607,456.06 | F15 County Wide |
| 3 | 319,586.37 | F16 Precinct No 1 |
| 4 | 214,876.81 | F17 Precinct No 2 |
| 5 | 550,729.07 | F18 Precinct No 3 |
| 6 | 422,839.51 | F19 Precinct No 4 |
| \$ 18,810,964.15 | | |

GILLESPIE COUNTY, TEXAS
STATEMENT OF
Receipts, Disbursements, Electronic Funds Transfers, Payroll, Interfund Allocations, Adjustments, and Time Investments
of County Funds Managed by County Treasurer

For the Period Ended July 31, 2018

| For Current Account Period | Cash Balance as of 06.30.2018 | Receipts | Disbursements | Electronic Fund Transfers | Payroll | Total Disbursements | Interfund Allocations In | Interfund Allocations Out | FY2018 Adjustments | FY2017 YE Adjustments | Cash Balances as of 07.31.2018 | Time Investments | Adjusted Cash Balance as of 07.31.2018 | For Current Account Period |
|---|-------------------------------|-------------------|------------------|---------------------------|-----------------|---------------------|--------------------------|---------------------------|--------------------|-----------------------|--------------------------------|------------------|--|---|
| SPECIAL REVENUE | | | | | | | | | | | | | | |
| F20 Law Library | 3,759.66 | 3,027.84 | 1,755.00 | | | 1,755.00 | | | | | 5,032.50 | | 5,032.50 | F20 Law Library |
| F21 Lateral Road Precinct Depts | | | | | | | | | | | | | | F21 Lateral Road Precinct Depts |
| Precinct No 1 | 6,658.22 | | | | | 0.00 | | | | | 6,658.22 | | 6,658.22 | Precinct No 1 |
| Precinct No 2 | 6,683.26 | | | | | 0.00 | | | | | 6,683.26 | | 6,683.26 | Precinct No 2 |
| Precinct No 3 | 6,658.21 | | | | | 0.00 | | | | | 6,658.21 | | 6,658.21 | Precinct No 3 |
| Precinct No 4 | 6,658.22 | | | | | 0.00 | | | | | 6,658.22 | | 6,658.22 | Precinct No 4 |
| F24 Probate | | | | | | | | | | | | | | F24 Probate |
| Training | 5,835.35 | 259.00 | | | | 0.00 | | | | | 6,094.35 | | 6,094.35 | Training |
| Guardianship Program | 34,026.98 | 740.00 | | | | 0.00 | | | | | 34,766.98 | | 34,766.98 | Guardianship Program |
| F25 Court Reporter Service | 1,446.09 | 697.65 | 35.75 | | | 35.75 | | | | | 2,107.99 | | 2,107.99 | F25 Court Reporter Service |
| F28 County Records Mgmt | 35,163.66 | 2,311.68 | | | | 0.00 | | | | | 37,475.34 | | 37,475.34 | F28 County Records Mgmt |
| F29 County Clerk Records Mgmt | 143,813.08 | 15,005.14 | 2.04 | | 1,832.28 | 1,834.32 | | | | | 156,983.90 | | 156,983.90 | F29 County Clerk Records Mgmt |
| F30 Sheriff Forfeiture | 35,263.51 | 59.22 | | | | 0.00 | | | | | 35,322.73 | | 35,322.73 | F30 Sheriff Forfeiture |
| F93 Sheriff Abandoned Vehicle | 1,229.71 | 2.06 | | | | 0.00 | | | | | 1,231.77 | | 1,231.77 | F93 Sheriff Abandoned Vehicle |
| F31 Justice Court Bldg Security | 5,180.23 | 257.62 | | | | 0.00 | | | | | 5,437.85 | | 5,437.85 | F31 Justice Court Bldg Security |
| F32 Courthouse Security | 46,977.76 | 2,957.67 | | | | 0.00 | | | | | 49,935.43 | | 49,935.43 | F32 Courthouse Security |
| F34 District Clerk Records Mgmt | 11,754.80 | 293.37 | | | | 0.00 | | | | | 12,048.17 | | 12,048.17 | F34 District Clerk Records Mgmt |
| F35 County & District Courts Technology | 27,154.45 | 734.88 | | | | 0.00 | | | | | 27,889.33 | | 27,889.33 | F35 County & District Courts Technology |
| F36 Occupancy Tax | 618,833.64 | 70,398.21 | | | | 0.00 | | | | | 689,231.85 | | 689,231.85 | F36 Occupancy Tax |
| F37 Pretrial Intervention Technology | 142,525.71 | 2,000.00 | | | | 0.00 | | | | | 144,525.71 | | 144,525.71 | F37 Pretrial Intervention Technology |
| F51 Justice Court Technology | 136,267.34 | 1,038.34 | | | | 0.00 | | | | | 137,305.68 | | 137,305.68 | F51 Justice Court Technology |
| F72 Airport Operating | 35,772.20 | 20,572.85 | 19,836.34 | | 6,658.89 | 26,495.23 | | | | | 29,849.82 | | 29,849.82 | F72 Airport Operating |
| F78 LEOSE -Sheriff | 7,534.03 | | | | | 0.00 | | | | | 7,534.03 | | 7,534.03 | F78 LEOSE -Sheriff |
| F79 LEOSE- Constable 1 | 10,063.72 | | | | | 0.00 | | | | | 10,063.72 | | 10,063.72 | F79 LEOSE- Constable 1 |
| F82 LEOSE-Constable 2 | 7,951.64 | | | | | 0.00 | | | | | 7,951.64 | | 7,951.64 | F82 LEOSE-Constable 2 |
| F81 Tax Assessor-M V I | 106.75 | | | | | 0.00 | | | | | 106.75 | | 106.75 | F81 Tax Assessor-M V I |
| F40 Sheriff Equitable Sharing | 1,230.18 | 2.06 | | | | 0.00 | | | | | 1,232.24 | | 1,232.24 | F40 Sheriff Equitable Sharing |
| Sub-Totals Special Revenue | 1,338,548.40 | 120,357.59 | 21,629.13 | 0.00 | 8,491.17 | 30,120.30 | 0.00 | 0.00 | 0.00 | 0.00 | 1,428,785.69 | 0.00 | 1,428,785.69 | Sub-Totals Special Revenue |

GILLESPIE COUNTY, TEXAS
STATEMENT OF
Receipts, Disbursements, Electronic Funds Transfers, Payroll, Interfund Allocations, Adjustments, and Time Investments
of County Funds Managed by County Treasurer

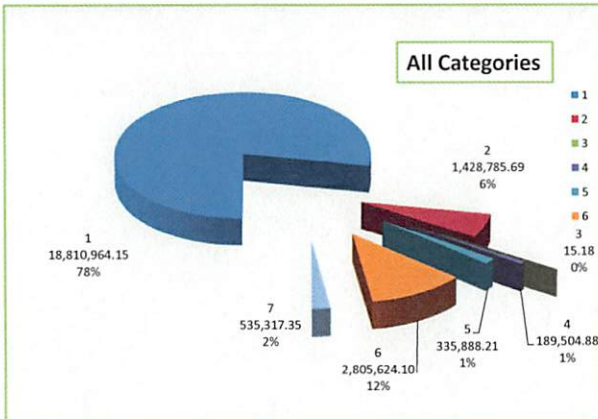
For the Period Ended July 31, 2018

| For Current Account Period | Cash Balance as of 06.30.2018 | Receipts | Disbursements | Electronic Fund Transfers | Payroll | Total Disbursements | Interfund Allocations In | Interfund Allocations Out | FY2018 Adjustments | FY2017 YE Adjustments | Cash Balances as of 07.31.2018 | Time Investments | Adjusted Cash Balance as of 07.31.2018 | For Current Account Period |
|--|-------------------------------|-----------------|-----------------|---------------------------|-------------|---------------------|--------------------------|---------------------------|--------------------|-----------------------|--------------------------------|------------------|--|--|
| SPECIAL REVENUE ... GRANTS | | | | | | | | | | | | | | |
| F11 Grants ... General - Energy Efficiency | 0.00 | | | | 0.00 | 0.00 | | | | | 0.00 | | 0.00 | F11 Grants ... General - Energy Efficiency |
| F11 Grants ... Law Enforcement, Emergency Services P25 Compliant Radio | 0.00 | | | | 0.00 | 0.00 | | | | | 0.00 | | 0.00 | F11 Grants ... Law Enforcement, Emergency Services P25 Compliant Radio |
| F54 PML ... Loan Star Grant | 0.00 | | | | 0.00 | 0.00 | | | | | 0.00 | | 0.00 | F54 PML ... Loan Star Grant |
| F54 PML ... PAC-HUG Grant | 0.00 | | | | 0.00 | 0.00 | | | | | 0.00 | | 0.00 | F54 PML ... PAC-HUG Grant |
| F71 Airport Capital Project Grant | 15.18 | | | | 0.00 | 0.00 | | | | | 15.18 | | 15.18 | F71 Airport Capital Project Grant |
| Sub-Totals Special Revenue ... Grants | 15.18 | 0.00 | 0.00 | 0.00 | 0.00 | 0.00 | 0.00 | 0.00 | 0.00 | 0.00 | 15.18 | 0.00 | 15.18 | Sub-Totals Special Revenue ... Grants |
| CERTIFICATES OF OBLIGATION BONDS and GENERAL OBLIGATION BONDS ... Project Operating Accounts | | | | | | | | | | | | | | |
| F61 GOB Series 2013 ... Jail Project | 189,153.84 | 351.04 | | | 0.00 | 0.00 | | | | | 189,504.88 | | 189,504.88 | F61 GOB Series 2013 ... Jail Project |
| Sub-Totals COB ... GOB Operating | 189,153.84 | 351.04 | 0.00 | 0.00 | 0.00 | 0.00 | 0.00 | 0.00 | 0.00 | 0.00 | 189,504.88 | 0.00 | 189,504.88 | Sub-Totals COB ... GOB Operating |
| CERTIFICATES OF OBLIGATION BONDS and GENERAL OBLIGATION BONDS ... Interest & Sinking Accounts | | | | | | | | | | | | | | |
| F62 GOB Series 2013 ... Interest & Sinking | 294,535.17 | 4,827.48 | | | 0.00 | 0.00 | | | | | 299,362.65 | | 299,362.65 | F62 GOB Series 2013 ... Interest & Sinking |
| F53 COB Series 2001 / GOB Refunding Series 2013 ... Interest & Sinking | 35,691.67 | 833.89 | | | 0.00 | 0.00 | | | | | 36,525.56 | | 36,525.56 | F53 COB Series 2001 / GOB Refunding Series 2013 ... Interest & Sinking |
| Sub-Totals COB ... GOB I&S | 330,226.84 | 5,661.37 | 0.00 | 0.00 | 0.00 | 0.00 | 0.00 | 0.00 | 0.00 | 0.00 | 335,888.21 | 0.00 | 335,888.21 | Sub-Totals COB ... GOB I&S |
| CAPITAL PROJECT ... Project Operating Account | | | | | | | | | | | | | | |
| F70 Capital Improvements / Maintenance | 2,804,658.07 | 4,703.53 | 3,737.50 | | 0.00 | 3,737.50 | | | | | 2,805,624.10 | | 2,805,624.10 | F70 Capital Improvements / Maintenance |
| Sub-Totals CAPITAL PROJECTS | 2,804,658.07 | 4,703.53 | 3,737.50 | 0.00 | 0.00 | 3,737.50 | 0.00 | 0.00 | 0.00 | 0.00 | 2,805,624.10 | 0.00 | 2,805,624.10 | Sub-Totals CAPITAL PROJECTS |

GILLESPIE COUNTY, TEXAS STATEMENT OF Receipts, Disbursements, Electronic Funds Transfers, Payroll, Interfund Allocations, Adjustments, and Time Investments of County Funds Managed by County Treasurer

For the Period Ended July 31, 2018

| For Current Account Period | Cash Balance as of 06.30.2018 | Receipts | Disbursements | Electronic Fund Transfers | Payroll | Total Disbursements | Interfund Allocations In | Interfund Allocations Out | FY2018 Adjustments | FY2017 YE Adjustments | Cash Balances as of 07.31.2018 | Time Investments | Adjusted Cash Balance as of 07.31.2018 | For Current Account Period |
|------------------------------------|-------------------------------|--------------------|---------------------|---------------------------|-------------------|---------------------|--------------------------|---------------------------|--------------------|-----------------------|--------------------------------|---------------------|--|------------------------------------|
| TRUST and AGENCY | | | | | | | | | | | | | | |
| F22 Criminal Justice | 32,915.83 | 47,476.23 | 521.60 | 79,073.56 | | 79,595.16 | | | | | 796.90 | | 796.90 | F22 Criminal Justice |
| F27 Waste Water | 920.00 | 280.00 | 670.00 | | | 670.00 | | | | | 530.00 | | 530.00 | F27 Waste Water |
| F80 County Attorney Hot Check | 13,951.79 | 3,465.74 | 2,199.53 | | | 2,199.53 | | | | | 15,218.00 | | 15,218.00 | F80 County Attorney Hot Check |
| F89 McDermott (PML) | 112,631.80 | 189.14 | | | | 0.00 | | | | | 112,820.94 | | 112,820.94 | F89 McDermott (PML) |
| F92 Breiten (PML) | 187,040.30 | 314.10 | | | | 0.00 | | | | | 187,354.40 | | 187,354.40 | F92 Breiten (PML) |
| F85 Justice Of Peace 1 | 51,214.06 | (10,682.03) | 1,298.20 | | | 1,298.20 | | | | | 39,233.83 | | 39,233.83 | F85 Justice Of Peace 1 |
| F86 Justice Of Peace 2 | 22,870.33 | (5,709.30) | 490.00 | | | 490.00 | | | | | 16,671.03 | | 16,671.03 | F86 Justice Of Peace 2 |
| F83 Appellate Judicial | 259.63 | 433.27 | | | | 0.00 | | | | | 692.90 | | 692.90 | F83 Appellate Judicial |
| F84 Alternative Dispute Resolution | 639.46 | 1,144.68 | | | | 0.00 | | | | | 1,784.14 | | 1,784.14 | F84 Alternative Dispute Resolution |
| F90 Unclaimed Monies | 58,064.37 | | | | | 0.00 | | | | | 58,064.37 | | 58,064.37 | F90 Unclaimed Monies |
| F94 County Clerk Operating | 121,628.18 | (59,238.28) | 1,644.05 | | | 1,644.05 | | | | | 60,745.85 | | 60,745.85 | F94 County Clerk Operating |
| F95 District Clerk Operating | 67,229.43 | (20,098.44) | 5,726.00 | | | 5,726.00 | | | | | 41,404.99 | | 41,404.99 | F95 District Clerk Operating |
| Sub-Totals Trust and Agency | 669,365.18 | (42,424.89) | 12,549.38 | 79,073.56 | 0.00 | 91,622.94 | 0.00 | 0.00 | 0.00 | 0.00 | 535,317.35 | 0.00 | 535,317.35 | Sub-Totals Trust and Agency |
| TOTALS ALL FUNDS | 25,082,205.00 | 843,910.20 | 1,017,535.64 | 393,350.06 | 409,129.94 | 1,820,015.64 | 1,013,000.00 | 1,013,000.00 | 0.00 | 0.00 | 24,106,099.56 | 5,500,000.00 | 18,606,099.56 | TOTALS ALL FUNDS |

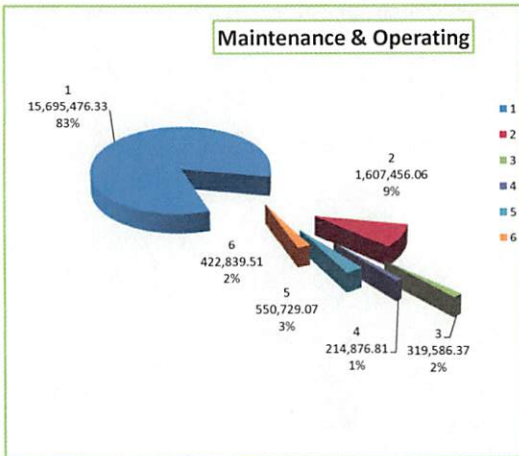


| | |
|-------------------------|--|
| 18,810,964.15 | Maintenance & Operating |
| 1,428,785.69 | Special Revenue |
| 15.18 | Special Revenue ... Grants |
| 189,504.88 | Certificates of Obligation Bonds & General Obligation Bonds ... Project Operating |
| 335,888.21 | Certificates of Obligation Bonds & General Obligation Bonds ... Interest & Sinking |
| 2,805,624.10 | Capital Project Funds |
| <u>535,317.35</u> | Trust and Agency |
| \$ 24,106,099.56 | |

**GILLESPIE COUNTY, TEXAS
STATEMENT OF
Receipts, Disbursements, Electronic Funds Transfers, Payroll, Interfund Allocations, Adjustments, and Time Investments
of County Funds Managed by County Treasurer**

Fiscal Year to Date as of Period Ended July 31, 2018

| For Current Account Period | Cash Balance as of 09.30.2017 | Receipts | Disbursements | Electronic Fund Transfers | Payroll | Total Disbursements | Interfund Allocations In | Interfund Allocations Out | FY2018 Adjustments | FY2017 YE Adjustments | Cash Balances as of 07.31.2018 | Time Investments | Adjusted Cash Balance as of 07.31.2018 | For Current Account Period |
|---|-------------------------------|----------------------|---------------------|---------------------------|---------------------|----------------------|--------------------------|---------------------------|--------------------|-----------------------|--------------------------------|---------------------|--|---|
| GENERAL and ROAD & BRIDGE ... Maintenance & Operating Funds | | | | | | | | | | | | | | GENERAL and ROAD & BRIDGE ... Maintenance & Operating Funds |
| F10 General | 14,923,536.00 | 17,094,700.67 | 7,059,165.51 | 2,787,130.53 | 3,576,464.30 | 13,422,760.34 | | 2,900,000.00 | | | 15,695,476.33 | 5,500,000.00 | 10,195,476.33 | F10 General |
| Road & Bridge Funds | | | | | | | | | | | | | | Road & Bridge Funds |
| F15 County Wide | 883,328.50 | 3,308,723.77 | 515,462.61 | | 43,133.60 | 558,596.21 | | 2,026,000.00 | | | 1,607,456.06 | | 1,607,456.06 | F15 County Wide |
| F16 Precinct No 1 | 297,118.95 | 119,865.59 | 393,290.86 | | 202,107.31 | 595,398.17 | 498,000.00 | | | | 319,586.37 | | 319,586.37 | F16 Precinct No 1 |
| F17 Precinct No 2 | 306,581.79 | 210,357.20 | 536,822.77 | | 191,239.41 | 728,062.18 | 426,000.00 | | | | 214,876.81 | | 214,876.81 | F17 Precinct No 2 |
| F18 Precinct No 3 | 307,349.83 | 120,249.89 | 288,793.07 | | 194,077.58 | 482,870.65 | 606,000.00 | | | | 550,729.07 | | 550,729.07 | F18 Precinct No 3 |
| F19 Precinct No 4 | 304,542.39 | 117,118.67 | 319,424.32 | | 175,397.23 | 494,821.55 | 496,000.00 | | | | 422,839.51 | | 422,839.51 | F19 Precinct No 4 |
| Sub-Total R&B | 2,068,921.46 | 3,876,315.12 | 2,053,793.63 | 0.00 | 805,955.13 | 2,859,748.76 | 2,026,000.00 | 2,026,000.00 | 0.00 | 0.00 | 3,115,487.82 | 0.00 | 3,115,487.82 | Sub-Total R&B |
| Sub-Totals General / Road & Bridge ... Maintenance & Operating Funds | 17,022,457.46 | 20,971,015.79 | 9,112,959.14 | 2,787,130.53 | 4,382,419.43 | 16,282,509.10 | 2,026,000.00 | 4,926,000.00 | 0.00 | 0.00 | 18,810,964.15 | 5,500,000.00 | 13,310,964.15 | Sub-Totals General / Road & Bridge ... Maintenance & Operating Funds |



| | | |
|-----------|----------------------|-------------------|
| 1 | 15,695,476.33 | General Fund |
| 2 | 1,607,456.06 | F15 County Wide |
| 3 | 319,586.37 | F16 Precinct No 1 |
| 4 | 214,876.81 | F17 Precinct No 2 |
| 5 | 550,729.07 | F18 Precinct No 3 |
| 6 | 422,839.51 | F19 Precinct No 4 |
| \$ | 18,810,964.15 | |

GILLESPIE COUNTY, TEXAS
STATEMENT OF
Receipts, Disbursements, Electronic Funds Transfers, Payroll, Interfund Allocations, Adjustments, and Time Investments
of County Funds Managed by County Treasurer

Fiscal Year to Date as of Period Ended July 31, 2018

| For Current Account Period | Cash Balance as of 09.30.2017 | Receipts | Disbursements | Electronic Fund Transfers | Payroll | Total Disbursements | Interfund Allocations In | Interfund Allocations Out | FY2018 Adjustments | FY2017 YE Adjustments | Cash Balances as of 07.31.2018 | Time Investments | Adjusted Cash Balance as of 07.31.2018 | For Current Account Period |
|---|-------------------------------|-------------------|---------------------|---------------------------|------------------|---------------------|--------------------------|---------------------------|--------------------|-----------------------|--------------------------------|------------------|--|---|
| SPECIAL REVENUE | | | | | | | | | | | | | | |
| F20 Law Library | 4,240.37 | 14,846.24 | 14,054.11 | | | 14,054.11 | | | | | 5,032.50 | | 5,032.50 | F20 Law Library |
| F21 Lateral Road Precinct Depts | | | | | | | | | | | | | | F21 Lateral Road Precinct Depts |
| Precinct No 1 | 0.00 | 6,658.22 | | | | 0.00 | | | | | 6,658.22 | | 6,658.22 | Precinct No 1 |
| Precinct No 2 | 25.04 | 6,658.22 | | | | 0.00 | | | | | 6,683.26 | | 6,683.26 | Precinct No 2 |
| Precinct No 3 | 0.00 | 6,658.21 | | | | 0.00 | | | | | 6,658.21 | | 6,658.21 | Precinct No 3 |
| Precinct No 4 | 0.00 | 6,658.22 | | | | 0.00 | | | | | 6,658.22 | | 6,658.22 | Precinct No 4 |
| F24 Probate | | | | | | | | | | | | | | F24 Probate |
| Training | 4,720.77 | 2,195.13 | 821.55 | | | 821.55 | | | | | 6,094.35 | | 6,094.35 | Training |
| Guardianship Program | 31,868.70 | 2,898.28 | | | | 0.00 | | | | | 34,766.98 | | 34,766.98 | Guardianship Program |
| F25 Court Reporter Service | 0.00 | 3,753.94 | 1,645.95 | | | 1,645.95 | | | | | 2,107.99 | | 2,107.99 | F25 Court Reporter Service |
| F28 County Records Mgmt | 45,077.07 | 9,499.03 | 17,100.76 | | | 17,100.76 | | | | | 37,475.34 | | 37,475.34 | F28 County Records Mgmt |
| F29 County Clerk Records Mgmt | 156,542.49 | 63,004.28 | 42,505.91 | | 20,056.96 | 62,562.87 | | | | | 156,983.90 | | 156,983.90 | F29 County Clerk Records Mgmt |
| F30 Sheriff Forfeiture | 46,716.11 | 22,060.54 | 33,453.92 | | | 33,453.92 | | | | | 35,322.73 | | 35,322.73 | F30 Sheriff Forfeiture |
| F93 Sheriff Abandoned Vehicle | 1,216.20 | 15.57 | | | | 0.00 | | | | | 1,231.77 | | 1,231.77 | F93 Sheriff Abandoned Vehicle |
| F31 Justice Court Bldg Security | 9,531.27 | 1,686.58 | 5,780.00 | | | 5,780.00 | | | | | 5,437.85 | | 5,437.85 | F31 Justice Court Bldg Security |
| F32 Courthouse Security | 35,318.46 | 14,616.97 | | | | 0.00 | | | | | 49,935.43 | | 49,935.43 | F32 Courthouse Security |
| F34 District Clerk Records Mgmt | 10,483.00 | 1,565.17 | | | | 0.00 | | | | | 12,048.17 | | 12,048.17 | F34 District Clerk Records Mgmt |
| F35 County & District Courts Technology | 24,373.70 | 3,515.63 | | | | 0.00 | | | | | 27,889.33 | | 27,889.33 | F35 County & District Courts Technology |
| F36 Occupancy Tax | 682,484.17 | 513,907.59 | 507,159.91 | | | 507,159.91 | | | | | 689,231.85 | | 689,231.85 | F36 Occupancy Tax |
| F37 Pretrial Intervention | 136,525.71 | 8,000.00 | | | | 0.00 | | | | | 144,525.71 | | 144,525.71 | F37 Pretrial Intervention |
| F51 Justice Court Technology | 130,407.55 | 6,898.13 | | | | 0.00 | | | | | 137,305.68 | | 137,305.68 | F51 Justice Court Technology |
| F72 Airport Operating | 557,393.28 | 187,637.42 | 741,832.07 | | 73,348.81 | 815,180.88 | 100,000.00 | | | | 29,849.82 | | 29,849.82 | F72 Airport Operating |
| F78 LEOSE -Sheriff | 4,176.82 | 3,357.21 | | | | 0.00 | | | | | 7,534.03 | | 7,534.03 | F78 LEOSE -Sheriff |
| F79 LEOSE- Constable 1 | 9,385.42 | 678.30 | | | | 0.00 | | | | | 10,063.72 | | 10,063.72 | F79 LEOSE- Constable 1 |
| F82 LEOSE-Constable 2 | 7,331.75 | 619.89 | | | | 0.00 | | | | | 7,951.64 | | 7,951.64 | F82 LEOSE-Constable 2 |
| F81 Tax Assessor-M V I | 106.75 | | | | | 0.00 | | | | | 106.75 | | 106.75 | F81 Tax Assessor-M V I |
| F40 Sheriff Equitable Sharing | 1,216.66 | 15.58 | | | | 0.00 | | | | | 1,232.24 | | 1,232.24 | F40 Sheriff Equitable Sharing |
| Sub-Totals Special Revenue | 1,899,141.29 | 887,404.35 | 1,364,354.18 | 0.00 | 93,405.77 | 1,457,759.95 | 100,000.00 | 0.00 | 0.00 | 0.00 | 1,428,785.69 | 0.00 | 1,428,785.69 | Sub-Totals Special Revenue |

GILLESPIE COUNTY, TEXAS
STATEMENT OF
Receipts, Disbursements, Electronic Funds Transfers, Payroll, Interfund Allocations, Adjustments, and Time Investments
of County Funds Managed by County Treasurer

Fiscal Year to Date as of Period Ended July 31, 2018

| For Current Account Period | Cash Balance as of 09.30.2017 | Receipts | Disbursements | Electronic Fund Transfers | Payroll | Total Disbursements | Interfund Allocations In | Interfund Allocations Out | FY2018 Adjustments | FY2017 YE Adjustments | Cash Balances as of 07.31.2018 | Time Investments | Adjusted Cash Balance as of 07.31.2018 | For Current Account Period |
|----------------------------|-------------------------------|----------|---------------|---------------------------|---------|---------------------|--------------------------|---------------------------|--------------------|-----------------------|--------------------------------|------------------|--|----------------------------|
|----------------------------|-------------------------------|----------|---------------|---------------------------|---------|---------------------|--------------------------|---------------------------|--------------------|-----------------------|--------------------------------|------------------|--|----------------------------|

| SPECIAL REVENUE ... GRANTS | | | | | | | | | | | | | | |
|--|-------|------|------|------|------|------|------|------|------|------|-------|------|-------|--|
| F11 Grants ... General - Energy Efficiency | 0.00 | | | | | 0.00 | | | | | 0.00 | | 0.00 | F11 Grants ... General - Energy Efficiency |
| F11 Grants ... Law Enforcement, Emergency Services P25 Compliant Radio | 0.00 | | | | | 0.00 | | | | | 0.00 | | 0.00 | F11 Grants ... Law Enforcement, Emergency Services P25 Compliant Radio |
| F54 PML ... Loan Star Grant | 0.00 | | | | | 0.00 | | | | | 0.00 | | 0.00 | F54 PML ... Loan Star Grant |
| F54 PML ... PAC-HUG Grant | 0.00 | | | | | 0.00 | | | | | 0.00 | | 0.00 | F54 PML ... PAC-HUG Grant |
| F71 Airport Capital Project Grant | 15.18 | | | | | 0.00 | | | | | 15.18 | | 15.18 | F71 Airport Capital Project Grant |
| Sub-Totals Special Revenue ... Grants | 15.18 | 0.00 | 0.00 | 0.00 | 0.00 | 0.00 | 0.00 | 0.00 | 0.00 | 0.00 | 15.18 | 0.00 | 15.18 | Sub-Totals Special Revenue ... Grants |

| CERTIFICATES OF OBLIGATION BONDS and GENERAL OBLIGATION BONDS ... Project Operating Accounts | | | | | | | | | | | | | | |
|--|------------|----------|------------|------|------|------------|------|------|------|------|------------|------|------------|---|
| F61 GOB Series 2013 ... Jail Project | 290,749.68 | 2,822.06 | 104,066.86 | | | 104,066.86 | | | | | 189,504.88 | | 189,504.88 | F61 GOB Series 2013 ... Jail Project |
| Sub-Totals COB ... GOB Operating | 290,749.68 | 2,822.06 | 104,066.86 | 0.00 | 0.00 | 104,066.86 | 0.00 | 0.00 | 0.00 | 0.00 | 189,504.88 | 0.00 | 189,504.88 | Sub-Totals COB ... GOB Operating |

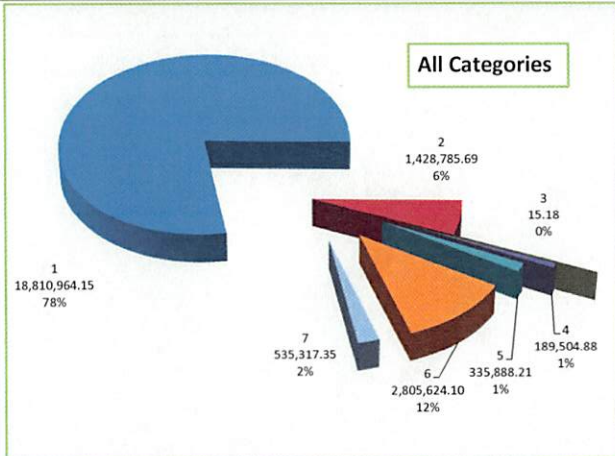
| CERTIFICATES OF OBLIGATION BONDS and GENERAL OBLIGATION BONDS ... Interest & Sinking Accounts | | | | | | | | | | | | | | |
|---|-----------|--------------|------|------------|------|------------|------|------|------|------|------------|------|------------|--|
| F62 GOB Series 2013 ... Interest & Sinking | 50,995.65 | 1,045,492.00 | | 797,125.00 | | 797,125.00 | | | | | 299,362.65 | | 299,362.65 | F62 GOB Series 2013 ... Interest & Sinking |
| F53 COB Series 2001 / GOB Refunding Series 2013 ... Interest & Sinking | 23,888.57 | 183,756.99 | | 171,120.00 | | 171,120.00 | | | | | 36,525.56 | | 36,525.56 | F53 COB Series 2001 / GOB Refunding Series 2013 ... Interest & Sinking |
| Sub-Totals COB ... GOB I&S | 74,884.22 | 1,229,248.99 | 0.00 | 968,245.00 | 0.00 | 968,245.00 | 0.00 | 0.00 | 0.00 | 0.00 | 335,888.21 | 0.00 | 335,888.21 | Sub-Totals COB ... GOB I&S |

| CAPITAL PROJECT ... Project Operating Account | | | | | | | | | | | | | | |
|---|------|-----------|----------|------|----------|-----------|--------------|------|------|------|--------------|------|--------------|--|
| F70 Capital Improvements / Maintenance | 0.00 | 23,779.34 | 9,925.90 | | 8,229.34 | 18,155.24 | 2,800,000.00 | | | | 2,805,624.10 | | 2,805,624.10 | F70 Capital Improvements / Maintenance |
| Sub-Totals CAPITAL PROJECTS | 0.00 | 23,779.34 | 9,925.90 | 0.00 | 8,229.34 | 18,155.24 | 2,800,000.00 | 0.00 | 0.00 | 0.00 | 2,805,624.10 | 0.00 | 2,805,624.10 | Sub-Totals CAPITAL PROJECTS |

**GILLESPIE COUNTY, TEXAS
STATEMENT OF
Receipts, Disbursements, Electronic Funds Transfers, Payroll, Interfund Allocations, Adjustments, and Time Investments
of County Funds Managed by County Treasurer**

Fiscal Year to Date as of Period Ended July 31, 2018

| For Current Account Period | Cash Balance as of 09.30.2017 | Receipts | Disbursements | Electronic Fund Transfers | Payroll | Total Disbursements | Interfund Allocations In | Interfund Allocations Out | FY2018 Adjustments | FY2017 YE Adjustments | Cash Balances as of 07.31.2018 | Time Investments | Adjusted Cash Balance as of 07.31.2018 | For Current Account Period |
|------------------------------------|-------------------------------|----------------------|----------------------|---------------------------|---------------------|----------------------|--------------------------|---------------------------|--------------------|-----------------------|--------------------------------|---------------------|--|------------------------------------|
| TRUST and AGENCY | | | | | | | | | | | | | | |
| F22 Criminal Justice | 68,042.58 | 260,087.58 | 2,046.35 | 325,286.91 | | 327,333.26 | | | | | 796.90 | | 796.90 | F22 Criminal Justice |
| F27 Waste Water | 970.00 | 2,250.00 | 2,690.00 | | | 2,690.00 | | | | | 530.00 | | 530.00 | F27 Waste Water |
| F80 County Attorney Hot Check | 11,062.68 | 21,799.15 | 17,643.83 | | | 17,643.83 | | | | | 15,218.00 | | 15,218.00 | F80 County Attorney Hot Check |
| F89 McDermott (PML) | 111,393.96 | 1,426.98 | | | | 0.00 | | | | | 112,820.94 | | 112,820.94 | F89 McDermott (PML) |
| F92 Breiten (PML) | 193,950.78 | 2,403.62 | 9,000.00 | | | 9,000.00 | | | | | 187,354.40 | | 187,354.40 | F92 Breiten (PML) |
| F85 Justice Of Peace 1 | 33,951.11 | 27,680.19 | 22,397.47 | | | 22,397.47 | | | | | 39,233.83 | | 39,233.83 | F85 Justice Of Peace 1 |
| F86 Justice Of Peace 2 | 17,004.83 | 5,331.99 | 5,665.79 | | | 5,665.79 | | | | | 16,671.03 | | 16,671.03 | F86 Justice Of Peace 2 |
| F83 Appellate Judicial | 1,594.08 | 2,126.97 | 3,028.15 | | | 3,028.15 | | | | | 692.90 | | 692.90 | F83 Appellate Judicial |
| F84 Alternative Dispute Resolution | 1,935.00 | 5,671.40 | 5,822.26 | | | 5,822.26 | | | | | 1,784.14 | | 1,784.14 | F84 Alternative Dispute Resolution |
| F90 Unclaimed Monies | 57,075.87 | 1,241.62 | 253.12 | | | 253.12 | | | | | 58,064.37 | | 58,064.37 | F90 Unclaimed Monies |
| F94 County Clerk Operating | 56,542.95 | 9,607.09 | 5,404.19 | | | 5,404.19 | | | | | 60,745.85 | | 60,745.85 | F94 County Clerk Operating |
| F95 District Clerk Operating | 44,260.74 | 19,386.25 | 22,242.00 | | | 22,242.00 | | | | | 41,404.99 | | 41,404.99 | F95 District Clerk Operating |
| Sub-Totals Trust and Agency | 597,784.58 | 359,012.84 | 96,193.16 | 325,286.91 | 0.00 | 421,480.07 | 0.00 | 0.00 | 0.00 | 0.00 | 535,317.35 | 0.00 | 535,317.35 | Sub-Totals Trust and Agency |
| TOTALS ALL FUNDS | 19,885,032.41 | 23,473,283.37 | 10,687,499.24 | 4,080,662.44 | 4,484,054.54 | 19,252,216.22 | 4,926,000.00 | 4,926,000.00 | 0.00 | 0.00 | 24,106,099.56 | 5,500,000.00 | 18,606,099.56 | TOTALS ALL FUNDS |



**Cash Balances by Category
As of July 31, 2018**

| | |
|-------------------------|--|
| 18,810,964.15 | Maintenance & Operating |
| 1,428,785.69 | Special Revenue |
| 15.18 | Special Revenue ... Grants |
| 189,504.88 | Certificates of Obligation Bonds & General Obligation Bonds ... Project Operating |
| 335,888.21 | Certificates of Obligation Bonds & General Obligation Bonds ... Interest & Sinking |
| 2,805,624.10 | Capital Project Funds |
| <u>535,317.35</u> | Trust and Agency |
| \$ 24,106,099.56 | |

FY2017-2018
GILLESPIE COUNTY, TEXAS
STATEMENT OF
Fund Cash/ Investment Balances of All County Funds Managed By County Treasurer

| FUND DESCRIPTION ACTIVE FUNDS | | FY2018 | FY2017 | FY2016 | FY2015 | FY2014 | FY2013 | FY2012 | FY2011 | FY2010 | FY2009 | FY2008 | FY2007 | FY2006 | FY2005 | |
|--|--------------------------|----------------------|----------------------|----------------------|----------------------|----------------------|---------------------|---------------------|-------------------------------|---------------------|----------------------|----------------------|---------------------|---------------------|---------------------|--|
| | | As of 07.31.2018 | | | | | | | As Of Fiscal Year Ending Date | | | | | | | |
| GENERAL and ROAD & BRIDGE Maintenance & Operating | | | | | | | | | | | | | | | | |
| F10 | General Fund | | | | | | | | | | | | | | | |
| | All Departments | 15,695,476.33 | 14,923,536.00 | 12,334,694.04 | 10,425,972.66 | 9,427,791.73 | 7,929,967.87 | 6,382,410.44 | 7,099,577.50 | 8,058,141.42 | 9,262,263.41 | 8,857,295.99 | 7,871,493.01 | 6,391,051.39 | 4,764,571.70 | |
| Road & Bridge | | | | | | | | | | | | | | | | |
| F15 | County Wide | 1,607,456.06 | 883,328.50 | 348,372.04 | 341,842.65 | 378,620.01 | 285,411.34 | 269,007.62 | 247,933.84 | 231,323.63 | 415,645.89 | 590,087.10 | 266,135.87 | 214,879.76 | 325,631.63 | |
| F16 | Precinct No 1 | 319,586.37 | 297,118.95 | 299,702.39 | 268,572.55 | 241,992.22 | 241,285.37 | 245,176.66 | 314,264.01 | 419,950.01 | 310,192.73 | 159,578.97 | 288,106.85 | 214,159.86 | 146,948.45 | |
| F17 | Precinct No 2 | 214,876.81 | 306,581.79 | 306,892.17 | 267,713.97 | 250,708.69 | 263,049.77 | 258,790.65 | 290,025.28 | 437,336.83 | 225,655.61 | 238,217.17 | 214,371.88 | 129,291.12 | 143,620.74 | |
| F18 | Precinct No 3 | 550,729.07 | 307,349.83 | 298,810.08 | 268,676.90 | 143,588.42 | 266,091.82 | 255,513.57 | 302,798.14 | 356,974.50 | 189,553.20 | 94,153.92 | 261,697.98 | 131,482.78 | 89,710.29 | |
| F19 | Precinct No 4 | 422,839.51 | 304,542.39 | 298,831.13 | 269,015.94 | 228,968.64 | 296,509.28 | 242,510.97 | 296,473.77 | 334,265.94 | 297,466.40 | 205,119.63 | 294,441.60 | 144,424.27 | 87,076.99 | |
| | Road & Bridge Sub-Totals | 3,115,487.82 | 2,098,921.46 | 1,552,607.81 | 1,415,822.01 | 1,243,877.98 | 1,352,347.58 | 1,270,999.47 | 1,451,495.04 | 1,779,850.91 | 1,438,513.83 | 1,287,156.79 | 1,324,754.18 | 834,237.79 | 792,988.10 | |
| Sub-Totals | | | | | | | | | | | | | | | | |
| General and Road & Bridge Maintenance & Operating | | 18,810,964.15 | 17,022,457.46 | 13,887,301.85 | 11,841,794.67 | 10,671,669.71 | 9,282,315.45 | 7,653,409.91 | 8,551,072.54 | 9,837,992.33 | 10,700,777.24 | 10,144,452.78 | 9,196,247.19 | 7,225,289.18 | 5,557,559.80 | |

FY2017-2018
GILLESPIE COUNTY, TEXAS
STATEMENT OF
Fund Cash/ Investment Balances of All County Funds Managed By County Treasurer

| FUND DESCRIPTION ACTIVE FUNDS | | FY2018 | FY2017 | FY2016 | FY2015 | FY2014 | FY2013 | FY2012 | FY2011 | FY2010 | FY2009 | FY2008 | FY2007 | FY2006 | FY2005 | |
|---------------------------------------|------------------------------------|---------------------|---------------------|---------------------|---------------------|---------------------|---------------------|-------------------|-------------------------------|-------------------|-------------------|-------------------|-------------------|-------------------|-------------------|--|
| | | As of 07.31.2018 | | | | | | | As Of Fiscal Year Ending Date | | | | | | | |
| SPECIAL REVENUE | | | | | | | | | | | | | | | | |
| F20 | Law Library | 5,032.50 | 4,240.37 | 2,467.24 | 7,760.46 | 13,480.79 | 22,378.86 | 28,338.91 | 39,192.23 | 43,400.98 | 41,852.55 | 42,419.59 | 40,079.68 | 36,066.66 | 31,284.42 | |
| F21 | Lateral Road Precinct Depts | | | | | | | | | | | 31,328.62 | 18,897.94 | 0.00 | 12,377.05 | |
| | Precinct No 1 | 6,658.22 | 0.00 | 13,291.39 | 6,633.18 | 0.00 | 0.00 | 0.00 | 0.00 | 0.00 | 0.00 | | | | | |
| | Precinct No 2 | 6,683.26 | 25.04 | 25.04 | 0.00 | 0.00 | 0.00 | 0.00 | 0.00 | 0.00 | 0.00 | | | | | |
| | Precinct No 3 | 6,658.21 | 0.00 | 6,658.22 | 0.00 | 0.00 | 0.00 | 0.00 | 0.00 | 0.00 | 0.00 | | | | | |
| | Precinct No 4 | 6,658.22 | 0.00 | 0.00 | 0.00 | 0.00 | 0.00 | 0.00 | 0.00 | 0.00 | 0.00 | | | | | |
| F24 | Probate Fund | | | | | | | | | | | | | | | |
| | Training | 6,094.35 | 4,720.77 | 4,299.77 | 4,572.06 | 4,124.42 | 4,478.28 | 3,863.76 | 4,145.00 | 3,616.94 | 3,996.51 | 3,568.10 | 3,645.71 | 3,765.83 | 3,195.83 | |
| | Guardianship Program | 34,766.98 | 31,868.70 | 28,228.70 | 25,200.92 | 22,216.48 | 19,143.76 | 15,277.64 | 12,092.87 | 8,595.01 | 5,109.40 | 2,328.98 | | | | |
| F25 | Court Reporter Service | 2,107.99 | 0.00 | 3,248.11 | 467.33 | 236.68 | 2,457.15 | 772.43 | 531.72 | 3,586.72 | 3,925.99 | 4,749.95 | 4,047.90 | 5,121.28 | 5,477.58 | |
| F28 | County Records Mgt | 37,475.34 | 45,077.07 | 69,004.06 | 91,506.18 | 83,503.81 | 75,768.96 | 68,085.54 | 60,798.05 | 85,746.02 | 83,499.27 | 78,601.53 | 67,393.03 | 58,717.22 | 51,017.76 | |
| F29 | County Clerk Rcds Mgt | 156,983.90 | 156,542.49 | 117,867.78 | 103,515.09 | 86,517.49 | 60,025.77 | 49,201.97 | 50,654.52 | 68,198.97 | 73,472.48 | 70,443.27 | 82,242.00 | 72,150.57 | 72,669.38 | |
| F30 | Sheriff Forfeiture | 35,322.73 | 46,716.11 | 41,956.71 | 37,627.93 | 15,712.92 | 15,899.44 | 11,441.71 | 7,858.55 | 9,611.45 | 9,686.21 | 7,929.49 | 7,672.56 | 7,249.58 | 5,649.05 | |
| F93 | Sheriff Abandoned Vehicle | 1,231.77 | 1,216.20 | 1,206.15 | 1,201.61 | 1,199.37 | 1,197.57 | 1,195.50 | 1,193.43 | 1,191.12 | 1,188.59 | | | | | |
| F31 | Justice Court Bldg Security | 5,437.85 | 9,531.27 | 31,719.70 | 29,522.59 | 27,149.25 | 24,171.38 | 21,074.90 | 18,274.01 | 14,515.70 | 10,916.77 | 7,584.19 | 4,002.12 | 1,179.63 | | |
| F32 | Courthouse Security | 49,935.43 | 35,318.46 | 17,774.07 | 2,097.39 | 12,630.03 | 44,053.70 | 71,743.76 | 102,026.09 | 130,994.24 | 144,526.10 | 135,480.79 | 121,098.83 | 107,026.56 | 97,568.68 | |
| F34 | Distist Clerk Records Mgmt | 12,048.17 | 10,483.00 | 8,791.19 | 7,114.22 | 5,630.28 | 5,335.50 | 3,698.05 | 5,990.38 | 4,439.59 | 2,786.99 | 1,052.78 | 1,379.12 | 3,360.24 | 2,440.00 | |
| F35 | County & District Courts Technolog | 27,889.33 | 24,373.70 | 20,360.61 | 16,756.67 | 13,523.64 | 11,667.87 | 8,337.60 | 5,132.39 | 1,816.93 | | | | | | |
| F36 | Occupancy Tax | 689,231.85 | 682,484.17 | 608,412.96 | 538,177.10 | 447,100.78 | 390,614.91 | 338,673.95 | 308,813.75 | 320,237.64 | 317,065.36 | 247,888.90 | 119,121.10 | 0.00 | | |
| F37 | Pretrial Intervention | 144,525.71 | 136,525.71 | 127,525.71 | 123,025.71 | 123,025.71 | 122,525.71 | 114,790.71 | 66,662.71 | 28,926.64 | 13,800.00 | 7,300.00 | | | | |
| F51 | Justice Court Technology | 137,305.68 | 130,407.55 | 121,167.37 | 112,119.89 | 102,554.58 | 90,599.26 | 78,070.58 | 74,024.21 | 58,891.29 | 45,290.75 | 33,688.80 | 21,166.16 | 9,714.42 | 4,805.84 | |
| F72 | Airport Operating | 29,849.82 | 557,393.28 | 952,258.99 | 1,037,772.61 | 598,769.47 | 573,788.08 | 89,165.48 | 23,728.30 | 11,341.82 | 73,880.94 | 31,324.65 | 16,738.96 | 39,251.50 | 24,529.76 | |
| F78 | LEOSE-Sheriff | 7,534.03 | 4,176.82 | 5,436.41 | 4,028.28 | 2,058.58 | 0.00 | 1,126.08 | 4,026.08 | 2,976.21 | 7,014.12 | 5,446.60 | 4,467.33 | 3,818.12 | 2,074.71 | |
| F79 | LEOSE-Constable 1 | 10,063.72 | 9,385.42 | 8,702.83 | 8,038.15 | 7,379.00 | 6,728.73 | 6,728.73 | 6,748.73 | 6,086.06 | 5,498.36 | 4,837.67 | 4,167.79 | 3,560.06 | 2,890.67 | |
| F82 | LEOSE-Constable 2 | 7,951.64 | 7,331.75 | 6,649.16 | 5,984.48 | 6,105.88 | 5,455.61 | 5,455.61 | 5,455.61 | 5,537.84 | 5,421.92 | 4,761.23 | 4,091.35 | 3,785.87 | 3,116.48 | |
| F81 | Tax Assessor M V I | 106.75 | 106.75 | 106.75 | 106.75 | 106.75 | 106.75 | 106.75 | 95.92 | 73.66 | 73.66 | 0.00 | 2,290.79 | 2,178.41 | 1,833.73 | |
| F40 | Sheriff Equitable Sharing | 1,232.24 | 1,216.66 | 1,206.61 | 1,202.07 | 1,200.17 | | | | | | | | | | |
| Sub-Totals Special Revenue | | 1,428,785.69 | 1,899,141.29 | 2,198,365.53 | 2,164,430.67 | 1,574,226.08 | 1,476,397.29 | 917,149.66 | 797,444.55 | 809,784.83 | 849,005.97 | 720,735.14 | 522,502.37 | 356,945.95 | 320,930.94 | |

FY2017-2018
GILLESPIE COUNTY, TEXAS
STATEMENT OF
Fund Cash/ Investment Balances of All County Funds Managed By County Treasurer

| FUND DESCRIPTION ACTIVE FUNDS | FY2018 | FY2017 | FY2016 | FY2015 | FY2014 | FY2013 | FY2012 | FY2011 | FY2010 | FY2009 | FY2008 | FY2007 | FY2006 | FY2005 |
|----------------------------------|--------|--------|--------|--------|--------|--------|--------|--------|--------|--------|--------|--------|--------|--------|
|----------------------------------|--------|--------|--------|--------|--------|--------|--------|--------|--------|--------|--------|--------|--------|--------|

As of 07.31.2018

As Of Fiscal Year Ending Date

| SPECIAL REVENUE ... GRANTS | | | | | | | | | | | | | | |
|-----------------------------------|--|--------------|--------------|---------------|---------------|------------------|--------------------|---------------|---------------|---------------|---------------|---------------|-----------------|-----------------|
| F11 | Grants ... General - Energy Efficien | 0.00 | 0.00 | 0.00 | 0.00 | 0.00 | 0.00 | 38.98 | | | | | | |
| F11 | Grants ... Law Enforcement, Emergency Services P25 Compliant Radio | 0.00 | 0.00 | 0.00 | 0.00 | 75,248.14 | (78,346.14) | 0.00 | | | | | | |
| F54 | PML...Loan Star Grant | 0.00 | 0.00 | 258.39 | 258.39 | 258.39 | 258.39 | 258.39 | 254.04 | 345.29 | 522.91 | 293.50 | 65.12 | 28.36 |
| F54 | PML...PAC-HUG Grant | 0.00 | 0.00 | 211.40 | 211.40 | 211.40 | 211.40 | 211.40 | 211.40 | 211.06 | 209.40 | 6,634.72 | 6,307.45 | |
| F71 | Airport Capital Project Grant | 15.18 | 15.18 | 15.18 | 15.18 | 15.18 | 11,795.25 | | | | | | | |
| Sub-Totals | | | | | | | | | | | | | | |
| Special Revenue ... Grants | | 15.18 | 15.18 | 484.97 | 484.97 | 75,733.11 | (66,081.10) | 469.79 | 508.77 | 465.44 | 556.35 | 732.31 | 6,928.22 | 6,372.57 |

| CERTIFICATES OF OBLIGATION BONDS and GENERAL OBLIGATION BONDS Operating Accounts | | | | | | | | | | | | | | |
|---|----------------------------------|-------------------|-------------------|-------------------|-------------------|---------------------|----------------------|-------------|-------------|-------------|-------------|-------------|-------------|-------------|
| F61 | GOB Series 2013 ... Jail Project | 189,504.88 | 290,749.68 | 290,019.50 | 491,873.19 | 5,249,856.00 | 13,952,401.46 | | | | | | | |
| Sub-Totals | | | | | | | | | | | | | | |
| COB ... GOB Operating | | 189,504.88 | 290,749.68 | 290,019.50 | 491,873.19 | 5,249,856.00 | 13,952,401.46 | 0.00 | 0.00 | 0.00 | 0.00 | 0.00 | 0.00 | 0.00 |

| CERTIFICATES OF OBLIGATION BONDS and GENERAL OBLIGATION BONDS Interest & Sinking Accounts | | | | | | | | | | | | | | |
|--|--|-------------------|------------------|-------------------|-------------------|-------------------|------------------|------------------|------------------|-----------------|-----------------|------------------|------------------|------------------|
| F62 | GOB Series 2013 ... Interest & Sinking | 299,362.65 | 50,995.65 | 367,170.78 | 176,091.44 | 186,733.10 | 33,431.94 | | | | | | | |
| F53 | COB Series 2001 / GOB Refunding Series 2013 ... Interest & Sinking | 36,525.56 | 23,888.57 | 60,224.16 | 22,393.57 | 30,914.07 | 37,851.74 | 30,199.42 | 28,061.84 | 2,624.28 | 8,069.04 | 82,110.37 | 95,558.09 | 31,073.48 |
| Sub-Totals | | | | | | | | | | | | | | |
| COB ... GOB I&S | | 335,888.21 | 74,884.22 | 427,394.94 | 198,485.01 | 217,647.17 | 71,283.68 | 30,199.42 | 28,061.84 | 2,624.28 | 8,069.04 | 82,110.37 | 95,558.09 | 31,073.48 |

| CAPITAL PROJECT Project Operating Account | | | | | | | | | | | | | | |
|--|---------------------------------------|---------------------|--|--|--|--|--|--|--|--|--|--|--|--|
| F70 | Capital Improvements / Maintenance | 2,805,624.10 | | | | | | | | | | | | |
| Sub-Totals | | | | | | | | | | | | | | |
| Capital Project Operating | | 2,805,624.10 | | | | | | | | | | | | |

FY2017-2018
GILLESPIE COUNTY, TEXAS
STATEMENT OF
Fund Cash/ Investment Balances of All County Funds Managed By County Treasurer

| FUND DESCRIPTION ACTIVE FUNDS | | FY2018 | FY2017 | FY2016 | FY2015 | FY2014 | FY2013 | FY2012 | FY2011 | FY2010 | FY2009 | FY2008 | FY2007 | FY2006 | FY2005 | |
|--|---------------------------|-------------------------------|----------------------|----------------------|----------------------|----------------------|-------------------------------|---------------------|----------------------|----------------------|----------------------|----------------------|----------------------|---------------------|---------------------|--|
| | | As of 07.31.2018 | | | | | As Of Fiscal Year Ending Date | | | | | | | | | |
| TRUST and AGENCY | | | | | | | | | | | | | | | | |
| F22 | Criminal Justice | 796.90 | 68,042.58 | 54,932.91 | 54,332.95 | 56,439.35 | 62,059.07 | 51,843.04 | 61,241.11 | 72,063.98 | 65,435.27 | 86,647.15 | 71,204.17 | 56,514.01 | 47,492.20 | |
| F27 | Waste Water | 530.00 | 970.00 | 730.00 | 650.00 | 610.00 | 500.00 | 660.00 | 450.00 | 630.00 | 590.00 | 910.00 | 300.00 | 2,500.00 | 1,090.00 | |
| F80 | County Attorney Hot Check | 15,218.00 | 11,062.68 | 7,577.51 | 11,784.05 | 11,142.69 | 17,676.23 | 21,388.16 | 14,191.24 | 6,555.71 | 23,288.36 | 13,177.74 | 8,791.79 | 9,641.14 | 9,240.53 | |
| F89 | McDermott (PML) | 112,820.94 | 111,393.96 | 110,471.53 | 138,721.86 | 144,339.67 | 145,002.86 | 144,748.09 | 155,460.28 | 157,606.59 | 157,267.26 | 155,991.94 | 150,937.08 | 143,185.65 | 138,423.71 | |
| F92 | Breiten (PML) | 187,354.40 | 193,950.78 | 201,971.34 | 207,231.35 | 213,777.98 | 232,518.32 | 242,104.78 | 263,175.02 | 295,903.52 | 295,266.14 | 292,871.78 | 283,381.35 | 374,330.42 | 416,034.73 | |
| F85 | Justice Peace No 1 | 39,233.83 | 33,951.11 | 35,430.40 | 39,391.40 | 36,196.17 | 38,870.87 | 32,802.78 | 31,544.44 | 42,704.30 | 27,861.46 | 32,606.50 | 31,714.74 | 31,364.72 | 20,388.07 | |
| F86 | Justice Peace No 2 | 16,671.03 | 17,004.83 | 15,777.64 | 16,066.07 | 25,655.83 | 23,579.31 | 23,495.92 | 25,400.31 | 30,650.37 | 26,998.27 | 29,161.96 | 34,657.77 | 22,634.54 | 22,782.46 | |
| F83 | Appellate Judicial | 692.90 | 1,594.08 | 1,156.16 | 777.34 | 703.81 | 1,315.45 | 1,354.03 | 1,180.92 | 1,181.94 | 1,075.75 | 1,547.53 | 1,154.53 | 1,161.47 | 819.50 | |
| F84 | Alternative Dispute | 1,784.14 | 1,935.00 | 1,857.31 | 2,195.50 | 720.00 | 1,796.86 | 1,493.98 | 2,087.71 | 1,840.22 | 1,664.85 | 1,697.66 | 2,052.55 | 2,024.68 | 6,530.00 | |
| F90 | Unclaimed Monies | 58,064.37 | 57,075.87 | 57,058.39 | 54,211.45 | 55,949.27 | 50,746.77 | 48,698.94 | 47,544.20 | 47,757.66 | 46,394.14 | 43,344.41 | 36,840.41 | 5,213.28 | 4,961.20 | |
| F94 | County Clerk Operating | 60,745.85 | 56,542.95 | 54,774.79 | 42,645.44 | 43,947.02 | 33,039.61 | 38,409.66 | 32,375.08 | 41,376.98 | | | | | | |
| F95 | District Clerk Operating | 41,404.99 | 44,260.74 | 48,925.35 | 71,669.36 | 86,979.66 | 41,113.16 | 41,651.53 | 48,532.38 | 47,975.16 | | | | | | |
| Sub-Totals Trust & Agency | | 535,317.35 | 597,784.58 | 590,663.33 | 639,676.77 | 676,461.45 | 648,218.51 | 648,650.91 | 683,182.69 | 746,246.43 | 645,841.50 | 657,956.67 | 621,034.39 | 648,569.91 | 667,762.40 | |
| TOTALS ALL ACTIVE FUNDS | | 24,106,099.56 | 19,885,032.41 | 17,394,230.12 | 15,336,745.28 | 18,465,593.52 | 25,364,535.29 | 9,249,879.69 | 10,060,270.39 | 11,397,113.31 | 12,204,250.10 | 11,605,987.27 | 10,442,270.26 | 8,268,251.09 | 6,569,541.83 | |
| | | FY2018 As of 07.31.2018 | FY2017 | FY2016 | FY2015 | FY2014 | FY2013 | FY2012 | FY2011 | FY2010 | FY2009 | FY2008 | FY2007 | FY2006 | FY2005 | |
| | | As Of Fiscal Year Ending Date | | | | | | | | | | | | | | |

**FY2017-2018
GILLESPIE COUNTY, TEXAS
STATEMENT OF
Fund Cash/ Investment Balances of All County Funds Managed By County Treasurer**

| FUND DESCRIPTION INACTIVE FUNDS | FY2018 | FY2017 | FY2016 | FY2015 | FY2014 | FY2013 | FY2012 | FY2011 | FY2010 | FY2009 | FY2008 | FY2007 | FY2006 | FY2005 |
|------------------------------------|--------|--------|--------|--------|--------|--------|--------|--------|--------|--------|--------|--------|--------|--------|
|------------------------------------|--------|--------|--------|--------|--------|--------|--------|--------|--------|--------|--------|--------|--------|--------|

As of 07.31.2018

As Of Fiscal Year Ending Date

| INACTIVE FUNDS | | | | | | | | | | | | | | | |
|--------------------------------------|---------------------------------|-------------|-------------|-------------|-------------|-------------|-------------|-------------|-------------|-----------------|------------------|------------------|------------------|------------------|------------------|
| F99 | Light Up The Block | | | | 0.00 | 3.48 | 3.48 | 3.48 | 3.48 | 3.48 | 73.05 | 90.54 | 47.76 | 0.00 | 0.00 |
| F87 | Flora Eckert | | | | | | | 0.00 | 0.00 | 2,633.35 | 4,511.42 | 6,484.28 | 6,274.17 | 5,951.99 | 5,682.06 |
| F49 | Homeland Security (2) | | | | | | | 0.00 | 0.00 | 0.00 | 0.00 | 0.00 | 0.00 | 0.00 | 0.00 |
| F50 | Homeland Security | | | | | | | 0.00 | 0.00 | 0.00 | 0.00 | 0.00 | 100.00 | 0.00 | 0.00 |
| F88 | Krikorian | | | | | | | 0.00 | 0.00 | 28,000.00 | 26,700.71 | 25,835.51 | 25,117.93 | 24,942.10 | 0.00 |
| F38 | Intoxication/Drug Court | | | | | | | 0.00 | 0.00 | 0.00 | 869.40 | | | | |
| F33 | Graffiti Eradication | | | | | | | 0.00 | 0.00 | 0.00 | 0.00 | 0.00 | 0.00 | 0.00 | 0.00 |
| F52 | COB Series 2001 | | | | | | | 0.00 | 0.00 | 0.00 | 0.00 | 0.00 | 0.00 | 0.00 | 0.00 |
| F-- | County Court Records Archive... | | | | | | | | | 0.00 | 0.00 | 0.00 | 0.00 | 0.00 | 0.00 |
| F55 | TIF Grant | | | | | | | | | | | | | | |
| F56 | 1997 TCHCA-Fbg | | | | | | | | | | | | | | |
| F74 | Airport Economic | | | | | | | | | | | | | | |
| F60 | Post Office Certificates | | | | | | | | | | | | | | |
| F26 | Historical Commission | | | | | | | | | | | | | | |
| F57 | Harper-1996TCDP | | | | | | | | | | | | | | |
| F58 | Stonewall Grant #2 | | | | | | | | | | | | | | |
| F59 | Stonewall Grant #1 | | | | | | | | | | | | | | |
| F91 | DWI Educational | | | | | | | | | | | | | | |
| F73 | Airport Master | | | | | | | | | | | | | | |
| F14 | Internal Inventory | | | | | | | | | | | | | | |
| TOTALS ALL INACTIVE FUNDS | | 0.00 | 0.00 | 0.00 | 0.00 | 0.00 | 0.00 | 0.00 | 0.00 | 2,633.35 | 32,511.42 | 34,054.39 | 32,109.68 | 31,169.92 | 30,624.16 |

| | | | | | | | | | | | | | | |
|-----------------------------|----------------------|----------------------|----------------------|----------------------|----------------------|----------------------|---------------------|-------------------------------|----------------------|----------------------|----------------------|----------------------|---------------------|---------------------|
| TOTALS ALL FUNDS | 24,106,099.56 | 19,885,032.41 | 17,394,230.12 | 15,336,745.28 | 18,465,593.52 | 25,364,535.29 | 9,249,879.69 | 10,060,270.39 | 11,399,746.66 | 12,236,761.52 | 11,640,041.66 | 10,474,379.94 | 8,299,421.01 | 6,600,165.99 |
| | FY2018 | FY2017 | FY2016 | FY2015 | FY2014 | FY2013 | FY2012 | FY2011 | FY2010 | FY2009 | FY2008 | FY2007 | FY2006 | FY2005 |
| | As of 07.31.2018 | | | | | | | As Of Fiscal Year Ending Date | | | | | | |

GILLESPIE COUNTY, TEXAS
STATEMENT OF
Maintenance & Operating Accounts

| | | FY2018 as of 07.31.2018 | FY2017 | FY2016 | FY2015 | FY2014 | FY2013 | FY2012 | FY2011 | FY2010 | FY2009 | FY2008 | FY2007 | FY2006 | FY2005 | FY2004 |
|---|--|---|-------------------|-------------------|-------------------|-------------------|-------------------|-------------------|-------------------|-------------------|-------------------|-------------------|-------------------|-------------------|-------------------|-------------------|
| | | As Of Fiscal Year Ending Date | | | | | | | | | | | | | | |
| GENERAL and ROAD & BRIDGE Maintenance & Operating | | Revenues Inclusive Interfund Allocations | | | | | | | | | | | | | | |
| General M&O | | | | | | | | | | | | | | | | |
| F10 | General Fund | 17,094,700.67 | 17,407,529.76 | 15,277,118.38 | 14,328,862.53 | 12,755,375.08 | 12,660,309.58 | 10,657,906.95 | 10,270,640.00 | 10,012,774.28 | 10,028,550.21 | 9,924,012.18 | 9,490,558.36 | 8,835,351.86 | 7,552,137.53 | 6,694,818.95 |
| | General Fund Over/(Under) Prior Period | (312,829.09) | 2,130,411.38 | 948,255.85 | 1,573,487.45 | 95,065.50 | 2,002,402.63 | 387,266.95 | 257,865.72 | (15,775.93) | 104,538.03 | 433,453.82 | 655,206.50 | 1,283,214.33 | 857,318.58 | |
| | General Fund Cumulative Change for Periods Shown | 9,542,563.14 | 10,712,710.81 | 8,582,299.43 | 7,634,043.58 | 6,060,556.13 | 5,965,490.63 | 3,963,088.00 | 3,575,821.05 | 3,317,955.33 | 3,333,731.26 | 3,229,193.23 | 2,795,739.41 | 2,140,532.91 | 857,318.58 | |
| Road & Bridge M&O | | | | | | | | | | | | | | | | |
| F15 | County Wide | 3,308,723.77 | 3,410,602.12 | 2,689,183.71 | 2,505,423.71 | 2,340,392.13 | 2,406,186.26 | 2,332,689.79 | 2,238,480.99 | 2,655,743.60 | 2,455,013.90 | 2,407,977.22 | 1,729,457.34 | 1,503,999.95 | 1,460,739.18 | 1,803,469.90 |
| F16 | Precinct No 1 | 617,865.59 | 736,562.93 | 672,953.29 | 553,250.36 | 562,311.15 | 535,823.96 | 495,287.80 | 435,659.70 | 744,672.18 | 777,666.49 | 466,454.42 | 389,503.65 | 464,726.41 | 353,441.58 | 363,007.70 |
| F17 | Precinct No 2 | 636,357.20 | 646,573.28 | 559,516.98 | 501,916.42 | 470,090.32 | 458,483.76 | 393,971.07 | 360,599.55 | 696,129.62 | 488,100.77 | 437,920.95 | 414,722.93 | 340,778.11 | 382,243.78 | 249,193.16 |
| F18 | Precinct No 3 | 726,249.89 | 657,870.65 | 573,953.02 | 835,249.40 | 653,606.04 | 774,237.93 | 893,200.46 | 815,249.25 | 827,083.23 | 773,976.99 | 580,570.58 | 415,908.20 | 451,128.21 | 381,907.46 | 446,687.99 |
| F19 | Precinct No 4 | <u>613,118.67</u> | <u>571,413.50</u> | <u>586,899.98</u> | <u>518,659.61</u> | <u>444,169.11</u> | <u>503,497.57</u> | <u>395,510.13</u> | <u>490,546.26</u> | <u>554,193.35</u> | <u>558,733.58</u> | <u>486,036.38</u> | <u>388,009.34</u> | <u>303,825.82</u> | <u>350,971.44</u> | <u>248,722.06</u> |
| | Sub-Total R&B | 5,902,315.12 | 6,023,022.48 | 5,082,506.98 | 4,914,499.50 | 4,470,568.75 | 4,678,229.48 | 4,510,659.25 | 4,340,535.75 | 5,477,821.98 | 5,053,491.73 | 4,378,959.55 | 3,337,601.66 | 3,064,458.50 | 2,929,303.44 | 3,111,080.81 |
| | Road & Bridge Over/(Under) Prior Period | (120,707.36) | 940,515.50 | 168,007.48 | 443,930.75 | (207,660.73) | 167,570.23 | 170,123.50 | (1,137,286.23) | 424,330.25 | 674,532.18 | 1,041,357.89 | 273,143.16 | 135,155.06 | (181,777.37) | |
| | Road & Bridge Cumulative Change for Periods Shown | 2,973,011.68 | 2,911,941.67 | 1,971,426.17 | 1,803,418.69 | 1,359,487.94 | 1,567,148.67 | 1,399,578.44 | 1,229,454.94 | 2,366,741.17 | 1,942,410.92 | 1,267,878.74 | 226,520.85 | (46,622.31) | (181,777.37) | |
| Overall Totals General / Road & Bridge M&O | | 22,997,015.79 | 23,430,552.24 | 20,359,625.36 | 19,243,362.03 | 17,225,943.83 | 17,338,539.06 | 15,168,566.20 | 14,611,175.75 | 15,490,596.26 | 15,082,041.94 | 14,302,971.73 | 12,828,160.02 | 11,899,810.36 | 10,481,440.97 | 9,805,899.76 |
| | Overall Over/(Under) Prior Period | (433,536.45) | 3,070,926.88 | 1,116,263.33 | 2,017,418.20 | (112,595.23) | 2,169,972.86 | 557,390.45 | (879,420.51) | 408,554.32 | 779,070.21 | 1,474,811.71 | 928,349.66 | 1,418,369.39 | 675,541.21 | |
| | Overall Cumulative Change for Periods Shown | 12,515,574.82 | 13,624,652.48 | 10,553,725.60 | 9,437,462.27 | 7,420,044.07 | 7,532,639.30 | 5,362,666.44 | 4,805,275.99 | 5,684,696.50 | 5,276,142.18 | 4,497,071.97 | 3,022,260.26 | 2,093,910.60 | 675,541.21 | |

GILLESPIE COUNTY, TEXAS
STATEMENT OF
Maintenance & Operating Accounts

| | | FY2018 as of 07.31.2018 | FY2017 | FY2016 | FY2015 | FY2014 | FY2013 | FY2012 | FY2011 | FY2010 | FY2009 | FY2008 | FY2007 | FY2006 | FY2005 | FY2004 |
|---|---|---|-------------------|-------------------|-------------------|-------------------|-------------------|-------------------|-------------------|-------------------|-------------------|-------------------|-------------------|-------------------|-------------------|-------------------|
| | | As Of Fiscal Year Ending Date | | | | | | | | | | | | | | |
| GENERAL and ROAD & BRIDGE Maintenance & Operating | | | | | | | | | | | | | | | | |
| | | Expenditures Inclusive Interfund Allocations and Adjustments | | | | | | | | | | | | | | |
| General M&O | | | | | | | | | | | | | | | | |
| F10 | General Fund | 16,322,760.34 | 14,818,687.80 | 13,368,397.00 | 13,330,681.60 | 11,257,551.22 | 11,112,752.15 | 11,375,074.01 | 11,229,203.92 | 11,216,896.27 | 9,623,582.79 | 8,938,209.20 | 8,010,116.74 | 7,208,872.17 | 7,187,414.03 | 6,314,580.06 |
| | General Fund Over/(Under) Prior Period | 1,504,072.54 | 1,450,290.80 | 37,715.40 | 2,073,130.38 | 144,799.07 | (262,321.86) | 145,870.09 | 12,307.65 | 1,593,313.48 | 685,373.59 | 928,092.46 | 801,244.57 | 21,458.14 | 872,833.97 | |
| | General Fund Cumulative Change for Periods Shown | 9,135,346.31 | 8,504,107.74 | 7,053,816.94 | 7,016,101.54 | 4,942,971.16 | 4,798,172.09 | 5,060,493.95 | 4,914,623.86 | 4,902,316.21 | 3,309,002.73 | 2,623,629.14 | 1,695,536.68 | 894,292.11 | 872,833.97 | |
| Road & Bridge M&O | | | | | | | | | | | | | | | | |
| F15 | County Wide | 2,584,596.21 | 2,875,645.66 | 2,682,654.32 | 2,542,201.07 | 2,247,183.46 | 2,389,782.54 | 2,311,616.01 | 2,221,870.78 | 2,840,065.86 | 2,629,455.11 | 2,084,025.99 | 1,678,201.23 | 1,614,751.82 | 1,644,613.21 | 1,436,802.68 |
| F16 | Precinct No 1 | 595,398.17 | 739,146.37 | 641,823.45 | 526,670.03 | 561,604.30 | 539,715.25 | 564,375.15 | 541,345.70 | 634,914.90 | 627,052.73 | 594,982.30 | 315,556.86 | 397,515.00 | 365,672.92 | 340,012.45 |
| F17 | Precinct No 2 | 728,062.18 | 646,883.66 | 520,338.78 | 484,911.14 | 482,431.40 | 454,224.64 | 425,205.70 | 507,911.10 | 484,448.40 | 500,662.33 | 414,075.66 | 329,642.17 | 355,107.73 | 325,596.47 | 313,286.90 |
| F18 | Precinct No 3 | 482,870.65 | 649,330.90 | 543,819.84 | 710,160.92 | 776,109.44 | 763,659.68 | 940,485.03 | 869,425.61 | 659,661.93 | 678,577.71 | 748,114.64 | 285,693.00 | 409,355.72 | 362,931.51 | 504,242.39 |
| F19 | Precinct No 4 | <u>494,821.55</u> | <u>565,702.24</u> | <u>557,084.79</u> | <u>478,612.31</u> | <u>511,709.75</u> | <u>449,499.26</u> | <u>449,472.93</u> | <u>528,338.43</u> | <u>517,393.81</u> | <u>466,386.81</u> | <u>575,358.35</u> | <u>237,992.01</u> | <u>246,478.54</u> | <u>297,748.19</u> | <u>298,140.85</u> |
| | Sub-Total R&B | 4,885,748.76 | 5,476,708.83 | 4,945,721.18 | 4,742,555.47 | 4,579,038.35 | 4,596,881.37 | 4,691,154.82 | 4,668,891.62 | 5,136,484.90 | 4,902,134.69 | 4,416,556.94 | 2,847,085.27 | 3,023,208.81 | 2,996,562.30 | 2,892,485.27 |
| | Road & Bridge Over/(Under) Prior Period | (590,960.07) | 530,987.65 | 203,165.71 | 163,517.12 | (17,843.02) | (94,273.45) | 22,263.20 | (467,593.28) | 234,350.21 | 485,577.75 | 1,569,471.67 | (176,123.54) | 26,646.51 | 104,077.03 | |
| | Road & Bridge Cumulative Change for Periods Shown | 1,889,186.46 | 2,584,223.56 | 2,053,235.91 | 1,850,070.20 | 1,686,553.08 | 1,704,396.10 | 1,798,669.55 | 1,776,406.35 | 2,243,999.63 | 2,009,649.42 | 1,524,071.67 | (45,400.00) | 130,723.54 | 104,077.03 | |
| Overall Totals General / Road & Bridge M&O | | 21,208,509.10 | 20,295,396.63 | 18,314,118.18 | 18,073,237.07 | 15,836,589.57 | 15,709,633.52 | 16,066,228.83 | 15,898,095.54 | 16,353,381.17 | 14,525,717.48 | 13,354,766.14 | 10,857,202.01 | 10,232,080.98 | 10,183,976.33 | 9,207,065.33 |
| | Overall Over/(Under) Prior Period | 913,112.47 | 1,981,278.45 | 240,881.11 | 2,236,647.50 | 126,956.05 | (356,595.31) | 168,133.29 | (455,285.63) | 1,827,663.69 | 1,170,951.34 | 2,497,564.13 | 625,121.03 | 48,104.65 | 976,911.00 | |
| | Overall Cumulative Change for Periods Shown | 11,024,532.77 | 11,088,331.30 | 9,107,052.85 | 8,866,171.74 | 6,629,524.24 | 6,502,568.19 | 6,859,163.50 | 6,691,030.21 | 7,146,315.84 | 5,318,852.15 | 4,147,700.81 | 1,650,136.68 | 1,025,015.65 | 976,911.00 | |

Includes FY2014 year end adjustment of \$75,248.14 from F11 Grants, Law Enforcement

GILLESPIE COUNTY, TEXAS
STATEMENT OF
Maintenance & Operating Accounts

| | FY2018 as of 07.31.2018 | FY2017 | FY2016 | FY2015 | FY2014 | FY2013 | FY2012 | FY2011 | FY2010 | FY2009 | FY2008 | FY2007 | FY2006 | FY2005 | FY2004 |
|---|---|-----------------|------------------|------------------|--------------------|------------------|--------------------|--------------------|------------------|------------------|--------------------|-------------------|------------------|------------------|--------------------|
| | As Of Fiscal Year Ending Date | | | | | | | | | | | | | | |
| GENERAL and ROAD & BRIDGE Maintenance & Operating | Net Change for Periods Shown Revenues Less Expenditures Inclusive Interfund Allocations and Adjustments | | | | | | | | | | | | | | |
| General M&O | | | | | | | | | | | | | | | |
| F10 General Fund | 771,940.33 | 2,588,841.96 | 1,908,721.38 | 998,180.93 | 1,497,823.86 | 1,547,557.43 | (717,167.06) | (958,563.92) | (1,204,121.99) | 404,967.42 | 985,802.98 | 1,480,441.62 | 1,626,479.69 | 364,723.50 | 380,238.89 |
| General Fund Over/(Under) Prior Period | (1,816,901.63) | 680,120.58 | 910,540.45 | (499,642.93) | (49,733.57) | 2,264,724.49 | 241,396.86 | 245,558.07 | (1,609,089.41) | (580,835.56) | (494,638.64) | (146,038.07) | 1,261,756.19 | (15,515.39) | |
| General Fund Cumulative Change for Periods Shown | 407,216.83 | 2,208,603.07 | 1,528,482.49 | 617,942.04 | 1,117,584.97 | 1,167,318.54 | (1,097,405.95) | (1,338,802.81) | (1,584,360.88) | 24,728.53 | 605,564.09 | 1,100,202.73 | 1,246,240.80 | (15,515.39) | |
| Road & Bridge M&O | | | | | | | | | | | | | | | |
| F15 County Wide | 724,127.56 | 534,956.46 | 6,529.39 | (36,777.36) | 93,208.67 | 16,403.72 | 21,073.78 | 16,610.21 | (184,322.26) | (174,441.21) | 323,951.23 | 51,256.11 | (110,751.87) | (183,874.03) | 366,667.22 |
| F16 Precinct No 1 | 22,467.42 | (2,583.44) | 31,129.84 | 26,580.33 | 706.85 | (3,891.29) | (69,087.35) | (105,686.00) | 109,757.28 | 150,613.76 | (128,527.88) | 73,946.99 | 67,211.41 | (12,231.34) | 22,995.25 |
| F17 Precinct No 2 | (91,704.98) | (310.38) | 39,178.20 | 17,005.28 | (12,341.08) | 4,259.12 | (31,234.63) | (147,311.55) | 211,681.22 | (12,561.56) | 23,845.29 | 85,080.76 | (14,329.62) | 56,647.31 | (64,093.74) |
| F18 Precinct No 3 | 243,379.24 | 8,539.75 | 30,133.18 | 125,088.48 | (122,503.40) | 10,578.25 | (47,284.57) | (54,176.36) | 167,421.30 | 95,399.28 | (167,544.06) | 130,215.20 | 41,772.49 | 18,975.95 | (57,554.40) |
| F19 Precinct No 4 | <u>118,297.12</u> | <u>5,711.26</u> | <u>29,815.19</u> | <u>40,047.30</u> | <u>(67,540.64)</u> | <u>53,998.31</u> | <u>(53,962.80)</u> | <u>(37,792.17)</u> | <u>36,799.54</u> | <u>92,346.77</u> | <u>(89,321.97)</u> | <u>150,017.33</u> | <u>57,347.28</u> | <u>53,223.25</u> | <u>(49,418.79)</u> |
| Sub-Total R&B | 1,016,566.36 | 546,313.65 | 136,785.80 | 171,944.03 | (108,469.60) | 81,348.11 | (180,495.57) | (328,355.67) | 341,337.08 | 151,357.04 | (37,597.39) | 490,516.39 | 41,249.69 | (67,258.86) | 218,595.54 |
| Road & Bridge Over/(Under) Prior Period | 470,252.71 | 409,527.85 | (35,158.23) | 280,413.63 | (189,817.71) | 261,843.68 | 147,860.30 | (669,692.95) | 189,980.04 | 188,954.43 | (528,113.78) | 449,266.70 | 108,508.55 | (285,854.40) | |
| Road & Bridge Cumulative Change for Periods Shown | 1,083,825.22 | 327,718.11 | (81,809.74) | (46,651.51) | (327,065.14) | (137,247.43) | (399,091.11) | (546,951.41) | 122,741.54 | (67,238.50) | (256,192.93) | 271,920.85 | (177,345.85) | (285,854.40) | |
| Overall Totals General / Road & Bridge M&O | 1,788,506.69 | 3,135,155.61 | 2,045,507.18 | 1,170,124.96 | 1,389,354.26 | 1,628,905.54 | (897,662.63) | (1,286,919.79) | (862,784.91) | 556,324.46 | 948,205.59 | 1,970,958.01 | 1,667,729.38 | 297,464.64 | 588,834.43 |
| Overall Over/(Under) Prior Period | (1,346,648.92) | 1,089,648.43 | 875,382.22 | (219,229.30) | (239,551.28) | 2,526,568.17 | 389,257.16 | (424,134.88) | (1,419,109.37) | (391,881.13) | (1,022,752.42) | 303,228.63 | 1,370,264.74 | (301,369.79) | |
| Overall Cumulative Change for Periods Shown | 1,491,042.05 | 2,536,321.18 | 1,446,672.75 | 571,290.53 | 790,519.83 | 1,030,071.11 | (1,496,497.06) | (1,885,754.22) | (1,461,619.34) | (42,509.97) | 349,371.16 | 1,372,123.58 | 1,068,894.95 | (301,369.79) | |

GILLESPIE COUNTY, TEXAS
STATEMENT OF
Maintenance & Operating Accounts

| | | FY2018 as of 07.31.2018 | FY2017 | FY2016 | FY2015 | FY2014 | FY2013 | FY2012 | FY2011 | FY2010 | FY2009 | FY2008 | FY2007 | FY2006 | FY2005 | FY2004 |
|---|--|-------------------------------|----------------------|----------------------|----------------------|----------------------|---------------------|---------------------|-----------------------|-----------------------|----------------------|----------------------|---------------------|---------------------|---------------------|---------------------|
| | | As Of Fiscal Year Ending Date | | | | | | | | | | | | | | |
| GENERAL and ROAD & BRIDGE Maintenance & Operating | | Cash Balances | | | | | | | | | | | | | | |
| General M&O | | | | | | | | | | | | | | | | |
| F10 | General Fund | 15,695,476.33 | 14,923,536.00 | 12,334,694.04 | 10,425,972.66 | 9,427,791.73 | 7,929,967.87 | 6,382,410.44 | 7,099,577.50 | 8,058,141.42 | 9,262,263.41 | 8,857,295.99 | 7,871,493.01 | 6,391,051.39 | 4,764,571.70 | 4,399,848.20 |
| | General Fund Over/(Under) Prior Period | 771,940.33 | 2,588,841.96 | 1,908,721.38 | 998,180.93 | 1,497,823.86 | 1,547,557.43 | (717,167.06) | (958,563.92) | (1,204,121.99) | 404,967.42 | 985,802.98 | 1,480,441.62 | 1,626,479.69 | 364,723.50 | |
| | General Fund Cumulative Change for Periods Shown | 10,930,904.63 | 10,523,687.80 | 7,934,845.84 | 6,026,124.46 | 5,027,943.53 | 3,530,119.67 | 1,982,562.24 | 2,699,729.30 | 3,658,293.22 | 4,862,415.21 | 4,457,447.79 | 3,471,644.81 | 1,991,203.19 | 364,723.50 | |
| Road & Bridge M&O | | | | | | | | | | | | | | | | |
| F15 | County Wide | 1,607,456.06 | 883,328.50 | 348,372.04 | 341,842.65 | 378,620.01 | 285,411.34 | 269,007.62 | 247,933.84 | 231,323.63 | 415,645.89 | 590,087.10 | 266,135.87 | 214,879.76 | 325,631.63 | 509,505.66 |
| F16 | Precinct No 1 | 319,586.37 | 297,118.95 | 299,702.39 | 268,572.55 | 241,992.22 | 241,285.37 | 245,176.66 | 314,264.01 | 419,950.01 | 310,192.73 | 159,578.97 | 288,106.85 | 214,159.86 | 146,948.45 | 159,179.79 |
| F17 | Precinct No 2 | 214,876.81 | 306,581.79 | 306,892.17 | 267,713.97 | 250,708.69 | 263,049.77 | 258,790.65 | 290,025.28 | 437,336.83 | 225,655.61 | 238,217.17 | 214,371.88 | 129,291.12 | 143,620.74 | 86,973.43 |
| F18 | Precinct No 3 | 550,729.07 | 307,349.83 | 298,810.08 | 268,676.90 | 143,588.42 | 266,091.82 | 255,513.57 | 302,798.14 | 356,974.50 | 189,553.20 | 94,153.92 | 261,697.98 | 131,482.78 | 89,710.29 | 70,734.34 |
| F19 | Precinct No 4 | <u>422,839.51</u> | <u>304,542.39</u> | <u>298,831.13</u> | <u>269,015.94</u> | <u>228,968.64</u> | <u>296,509.28</u> | <u>242,510.97</u> | <u>296,473.77</u> | <u>334,265.94</u> | <u>297,466.40</u> | <u>205,119.63</u> | <u>294,441.60</u> | <u>144,424.27</u> | <u>87,076.99</u> | <u>33,853.74</u> |
| | Sub-Total R&B | 3,115,487.82 | 2,098,921.46 | 1,552,607.81 | 1,415,822.01 | 1,243,877.98 | 1,352,347.58 | 1,270,999.47 | 1,451,495.04 | 1,778,850.91 | 1,438,513.83 | 1,287,156.79 | 1,324,754.18 | 834,237.79 | 792,988.10 | 860,246.96 |
| | Road & Bridge Over/(Under) Prior Period | 1,016,566.36 | 546,313.65 | 136,785.80 | 171,944.03 | (108,469.60) | 81,348.11 | (180,495.57) | (328,355.87) | 341,337.08 | 151,357.04 | (37,597.39) | 490,516.39 | 41,249.69 | (67,258.86) | |
| | Road & Bridge Cumulative Change for Periods Shown | 2,322,499.72 | 1,238,674.50 | 692,360.85 | 555,575.05 | 383,631.02 | 492,100.62 | 410,752.51 | 591,248.08 | 919,603.95 | 578,266.87 | 426,909.83 | 464,507.22 | (26,009.17) | (67,258.86) | |
| Overall Totals General / Road & Bridge M&O | | 18,810,964.15 | 17,022,457.46 | 13,887,301.85 | 11,841,794.67 | 10,671,669.71 | 9,282,315.45 | 7,653,409.91 | 8,551,072.54 | 9,837,992.33 | 10,700,777.24 | 10,144,452.78 | 9,196,247.19 | 7,225,289.18 | 5,557,559.80 | 5,260,095.15 |
| | Overall Over/(Under) Prior Period | 1,788,506.69 | 3,135,155.61 | 2,045,507.18 | 1,170,124.96 | 1,389,354.26 | 1,628,905.54 | (897,662.63) | (1,286,919.79) | (862,784.91) | 556,324.46 | 948,205.59 | 1,970,958.01 | 1,667,729.38 | 297,464.64 | |
| | Overall Cumulative Change for Periods Shown | 13,253,404.35 | 11,762,362.30 | 8,627,206.69 | 6,581,699.51 | 5,411,574.55 | 4,022,220.29 | 2,393,314.75 | 3,290,977.38 | 4,577,897.17 | 5,440,682.08 | 4,884,357.62 | 3,938,152.03 | 1,965,194.02 | 297,464.64 | |

**GILLESPIE COUNTY, TEXAS
STATEMENT OF
Fund Cash/Investment Balances of County Funds
Managed by County Treasurer**

| Reporting Period for Maintenance & Operating, COB/GOB Operating & I&S, Special Revenue, Special Revenue..Grants, Trust and Agency | FY2018 | FY2017 | FY2016 | FY2015 | FY2014 | FY2013 | FY2012 | FY2011 | FY2010 | FY2009 | FY2008 | FY2007 | FY2006 | FY2005 | FY2004 | FY2003 |
|---|----------------------|----------------------|----------------------|----------------------|----------------------|----------------------|----------------------|----------------------|----------------------|----------------------|----------------------|----------------------|---------------------|---------------------|---------------------|---------------------|
| October | 18,704,017.27 | 16,272,543.01 | 14,616,600.12 | 17,978,164.94 | 25,230,555.83 | 8,816,582.93 | 9,537,288.92 | 10,782,786.00 | 11,614,108.61 | 10,952,885.50 | 9,958,440.67 | 7,952,494.30 | 6,412,175.43 | 5,710,864.59 | 5,339,657.00 | 5,562,776.43 |
| November | 20,397,756.05 | 16,757,237.98 | 14,967,969.47 | 17,265,750.38 | 24,953,535.22 | 8,890,316.88 | 9,228,798.73 | 10,570,060.92 | 11,537,538.96 | 10,498,889.31 | 10,152,409.10 | 8,025,261.13 | 6,492,254.19 | 5,815,771.82 | 5,220,602.83 | 5,513,508.58 |
| December | 21,570,972.35 | 18,910,143.59 | 17,966,511.65 | 18,099,680.09 | 26,637,026.05 | 11,373,696.92 | 10,169,466.12 | 11,532,479.69 | 12,910,952.83 | 11,682,933.59 | 10,684,794.29 | 8,972,555.93 | 7,597,535.16 | 6,569,101.79 | 5,773,095.57 | 6,725,293.46 |
| January | 27,784,043.27 | 23,410,597.59 | 21,039,628.80 | 21,177,485.65 | 28,516,107.73 | 13,685,971.08 | 13,393,446.13 | 14,318,444.26 | 15,498,047.87 | 14,366,261.90 | 13,481,253.20 | 11,165,036.24 | 9,488,659.54 | 8,523,475.25 | 7,456,134.19 | 7,390,382.57 |
| February | 27,946,244.29 | 25,511,306.05 | 22,828,117.19 | 22,683,610.22 | 29,162,422.51 | 14,892,438.88 | 14,337,413.69 | 15,203,602.68 | 15,956,038.21 | 15,735,998.80 | 14,555,820.37 | 12,335,852.17 | 10,433,012.87 | 9,341,225.17 | 8,739,837.04 | 8,067,857.08 |
| March | 27,432,489.65 | 24,727,851.29 | 22,133,022.22 | 21,915,869.23 | 28,011,622.33 | 14,353,262.89 | 13,961,224.66 | 14,605,425.43 | 15,787,975.99 | 15,568,191.69 | 14,421,603.69 | 12,279,235.33 | 10,316,847.09 | 9,342,261.49 | 8,166,505.99 | 7,877,519.02 |
| April | 26,998,757.32 | 24,068,056.00 | 21,311,930.04 | 19,863,672.60 | 26,965,965.28 | 14,036,410.76 | 13,204,240.38 | 14,182,107.24 | 14,911,731.87 | 15,332,630.30 | 14,171,385.04 | 12,168,084.51 | 10,225,221.29 | 9,153,636.99 | 7,706,537.20 | 7,632,850.74 |
| May | 26,202,714.04 | 23,610,457.32 | 20,969,598.11 | 19,534,757.94 | 25,202,625.86 | 13,381,534.31 | 12,853,474.81 | 13,180,018.23 | 14,443,624.89 | 14,826,308.29 | 13,675,832.00 | 11,856,634.81 | 10,019,168.98 | 9,181,379.67 | 7,645,857.66 | 7,396,585.22 |
| June | 25,082,205.00 | 22,729,570.69 | 20,190,779.78 | 18,530,454.23 | 23,610,769.72 | 27,806,922.21 | 11,927,636.15 | 12,450,284.14 | 13,583,948.59 | 14,202,648.08 | 13,175,542.95 | 11,508,032.29 | 9,433,093.74 | 8,832,285.06 | 7,186,622.71 | 7,107,557.40 |
| July | 24,106,099.56 | 22,152,987.55 | 19,259,464.27 | 17,462,407.18 | 21,673,344.14 | 26,973,808.70 | 11,234,719.43 | 11,652,419.87 | 13,105,834.49 | 13,620,954.46 | 12,336,729.42 | 11,412,064.22 | 9,030,022.51 | 8,376,255.12 | 6,807,050.38 | 6,620,898.14 |
| August | | 21,125,668.08 | 18,177,957.02 | 16,349,354.15 | 19,928,413.83 | 25,790,313.41 | 10,192,089.49 | 11,033,361.48 | 12,483,092.82 | 12,578,256.55 | 11,932,892.72 | 10,883,175.64 | 8,667,571.59 | 7,898,769.17 | 6,509,004.74 | 5,964,701.17 |
| September | | 19,885,032.41 | 17,394,230.12 | 15,336,745.28 | 18,465,597.00 | 25,364,538.77 | 9,249,883.17 | 10,060,273.87 | 11,399,750.14 | 12,236,834.57 | 11,640,132.20 | 10,474,427.70 | 8,299,421.01 | 6,600,165.99 | 5,886,940.47 | 5,731,396.90 |
| FY Monthly Average | 24,622,529.88 | 21,596,787.63 | 19,237,984.07 | 18,849,829.32 | 24,863,165.46 | 17,113,816.48 | 11,607,473.47 | 12,464,271.98 | 13,602,720.44 | 13,466,899.42 | 12,515,569.64 | 10,752,737.86 | 8,867,915.28 | 7,945,432.68 | 6,869,820.48 | 6,799,277.23 |
| Current Reported Month and Fiscal Year To Date | | | | | | | | | | | | | | | | |
| Over / (Under) | | | | | | | | | | | | | | | | |
| Same Month Prior Year | 1,953,112.01 | | | | | | | | | | | | | | | |
| Prior Fiscal Year End | 4,221,067.15 | 2,490,802.29 | 2,057,484.84 | (3,128,851.72) | (6,898,941.77) | 16,114,655.60 | (810,390.70) | (1,339,476.27) | (837,084.43) | 596,702.37 | 1,165,704.50 | 2,175,006.69 | 1,699,255.02 | 713,225.52 | 155,543.57 | 76,650.28 |

GOB Series 2013, Jail Construction Project, bond funding accounted for sudden increase in balance

GILLESPIE COUNTY, TEXAS
STATEMENT OF
Fund Cash/Investment Balances of County Funds
Managed by County Treasurer

| | FY2002 | FY2001 | FY2000 | FY1999 | FY1998 | FY1997 | FY1996 | FY1995 | FY1994 | FY1993 | FY1992 | FY1991 | F1990 | FY1989 | FY1988 | FY1987 | FY1986 | FY1985 | Monthly Average All Years | Reporting Period for Maintenance & Operating, COB/GOB Operating & I&S, Special Revenue, Special Revenue, Grants, Trust and Agency |
|--|---|--------------|--------------|--------------|--------------|--------------|--------------|--------------|--------------|--------------|--------------|--------------|--------------|--------------|--------------|--------------|--------------|--------------|---------------------------|---|
| | <div style="border: 1px solid black; padding: 2px; display: inline-block;"> COB Series 2001 bond net initial revenues \$2,467,509.10 </div> | | | | | | | | | | | | | | | | | | | |
| | 5,033,726.92 | 4,347,101.24 | 4,138,349.94 | 2,869,048.51 | 2,322,043.99 | 1,853,442.32 | 1,554,442.37 | 1,968,633.68 | 1,677,992.97 | 1,738,021.70 | 1,766,907.01 | 1,656,979.55 | 1,479,994.82 | 1,489,873.32 | 773,740.58 | 785,053.51 | 551,992.07 | 792,093.37 | 6,536,511.16 | October |
| | 4,915,333.89 | 4,073,098.62 | 3,944,234.24 | 2,806,697.13 | 2,287,658.80 | 1,738,403.49 | 1,588,939.20 | 2,054,228.71 | 1,872,272.98 | 1,664,926.42 | 1,867,311.17 | 1,738,597.34 | 1,603,024.84 | 1,422,802.33 | 793,137.76 | 666,242.80 | 494,761.58 | 623,030.66 | 6,542,422.46 | November |
| | 5,464,922.96 | 4,553,826.12 | 4,285,123.56 | 3,467,225.42 | 2,370,460.19 | 2,015,412.36 | 1,553,702.23 | 2,102,455.14 | 2,004,156.61 | 1,927,643.72 | 2,009,086.57 | 2,071,100.64 | 1,749,440.24 | 1,522,220.64 | 794,004.97 | 638,401.65 | 515,396.75 | 592,516.53 | 7,259,215.75 | December |
| | 6,921,671.85 | 5,917,064.54 | 5,211,901.34 | 4,747,606.42 | 3,294,281.32 | 2,843,260.54 | 2,472,762.49 | 2,546,555.58 | 2,422,956.29 | 2,234,617.11 | 2,447,087.69 | 2,241,349.45 | 2,187,618.39 | 1,886,694.05 | 1,176,726.03 | 895,393.31 | 987,264.23 | 911,641.21 | 8,883,571.39 | January |
| | 7,169,069.03 | 6,421,291.43 | 5,911,367.71 | 5,322,878.29 | 3,993,869.93 | 3,407,005.87 | 2,960,651.56 | 2,960,114.57 | 2,786,604.82 | 2,577,390.38 | 2,873,613.36 | 2,643,751.97 | 2,515,707.05 | 2,279,290.31 | 1,697,770.08 | 1,530,430.47 | 1,707,926.04 | 1,288,936.99 | 9,640,543.15 | February |
| | 6,846,516.10 | 6,255,513.63 | 5,804,576.79 | 5,276,473.40 | 3,867,713.74 | 3,383,796.71 | 2,916,434.18 | 2,701,020.25 | 2,817,055.25 | 2,446,335.40 | 2,811,958.62 | 2,589,532.80 | 2,424,636.02 | 2,300,423.71 | 1,879,466.93 | 1,572,385.72 | 1,654,964.77 | 1,261,996.19 | 9,403,285.54 | March |
| | 6,879,522.09 | 6,165,584.41 | 5,611,303.40 | 5,147,026.03 | 3,856,248.10 | 3,370,510.51 | 2,844,966.24 | 2,603,667.16 | 2,814,731.50 | 2,446,965.20 | 2,846,044.26 | 2,647,946.48 | 2,446,382.46 | 2,354,485.13 | 1,884,438.19 | 1,647,314.57 | 1,771,308.72 | 1,360,124.93 | 9,136,228.73 | April |
| | 6,758,604.54 | 5,872,305.69 | 5,597,496.54 | 5,145,729.29 | 3,729,564.69 | 3,275,787.89 | 2,651,158.09 | 2,420,785.62 | 2,795,038.54 | 2,614,500.86 | 2,664,830.17 | 2,595,986.23 | 2,402,307.66 | 2,282,817.61 | 1,897,795.66 | 1,472,593.18 | 1,691,409.95 | 1,210,356.42 | 8,854,695.32 | May |
| | 6,426,986.33 | 5,398,788.82 | 5,229,130.33 | 4,896,201.25 | 3,531,314.01 | 2,987,283.92 | 2,535,222.99 | 2,084,641.35 | 2,586,555.11 | 2,371,095.71 | 2,474,786.80 | 2,436,392.72 | 2,319,796.07 | 2,217,931.41 | 1,815,598.58 | 1,439,656.15 | 1,651,635.17 | 1,129,347.73 | 8,849,726.98 | June |
| | 6,217,837.20 | 4,751,943.98 | 5,019,100.05 | 4,695,468.93 | 3,445,413.11 | 2,962,321.73 | 2,375,375.37 | 2,030,459.33 | 2,324,665.35 | 2,086,490.66 | 2,166,748.69 | 2,373,369.73 | 2,247,875.53 | 2,067,556.08 | 1,770,363.23 | 1,314,952.63 | 1,548,746.47 | 998,709.28 | 8,418,307.55 | July |
| | 5,922,921.90 | 4,309,221.50 | 4,875,181.07 | 4,508,722.39 | 3,369,985.56 | 2,786,747.61 | 2,218,481.28 | 1,819,617.83 | 2,263,605.13 | 2,029,973.96 | 2,078,961.54 | 2,158,156.49 | 1,995,691.66 | 1,950,450.56 | 1,733,930.99 | 1,181,205.11 | 1,466,150.68 | 824,648.71 | 7,485,099.27 | August |
| | 5,654,746.62 | 4,084,176.41 | 4,575,232.89 | 4,394,094.37 | 3,208,449.92 | 2,590,681.06 | 2,098,133.77 | 1,584,937.70 | 2,069,733.13 | 1,872,419.95 | 1,917,213.24 | 2,014,947.50 | 1,766,243.49 | 1,643,269.78 | 1,541,576.26 | 770,951.77 | 839,823.87 | 671,522.07 | 7,009,803.74 | September |
| | 6,184,321.62 | 5,179,159.70 | 5,016,916.49 | 4,439,764.29 | 3,273,083.61 | 2,767,887.83 | 2,314,188.31 | 2,239,759.74 | 2,369,613.97 | 2,167,531.76 | 2,327,045.76 | 2,264,009.24 | 2,094,893.19 | 1,951,484.58 | 1,479,879.11 | 1,159,548.41 | 1,240,115.03 | 972,077.01 | | |
| | 1,570,570.21 | (491,056.48) | 181,138.52 | 1,185,644.45 | 617,768.86 | 492,547.29 | 513,196.07 | (484,795.43) | 197,313.18 | (44,793.29) | (97,734.26) | 248,704.01 | 122,973.71 | 101,693.52 | 770,624.49 | (68,872.10) | 168,301.80 | | | |

NOTE: Rollback Election held
April 05, 1986 ... rollback
passed

GILLESPIE COUNTY, TEXAS
COUNTY SALES TAX ALLOCATION SUMMARY

March 1988 through FY2018

| Period Tax Allocation Received | FY1988 | FY1989 | FY1990 | FY1991 | FY1992 | FY1993 | FY1994 | FY1995 | FY1996 | FY1997 | FY1998 | FY1999 | FY2000 | FY2001 | FY2002 | FY2003 | FY2004 | FY2005 |
|---------------------------------------|------------|------------|------------|--------------|--------------|--------------|--------------|--------------|--------------|--------------|--------------|--------------|--------------|--------------|---------------|---------------|---------------|---------------|
| October | 22,614.86 | 26,581.55 | 33,537.36 | 36,992.75 | 41,801.10 | 49,891.91 | 49,891.91 | 82,743.15 | 59,486.66 | 62,039.59 | 54,937.86 | 50,851.69 | 65,241.06 | 66,865.34 | 75,743.16 | 81,976.96 | 77,478.63 | 82,081.54 |
| November | 43,215.06 | 44,231.67 | 43,279.83 | 50,014.92 | 55,881.19 | 64,445.89 | 64,445.89 | 64,104.87 | 61,441.85 | 62,637.05 | 66,939.70 | 74,731.00 | 60,172.12 | 86,097.63 | 88,692.77 | 87,008.90 | 94,471.11 | 103,544.31 |
| December | 24,372.81 | 27,072.58 | 27,183.79 | 32,965.97 | 49,151.47 | 46,769.97 | 46,769.97 | 46,349.36 | 49,676.22 | 60,611.06 | 60,983.07 | 70,326.26 | 85,955.47 | 70,180.00 | 82,667.48 | 77,782.13 | 84,302.14 | 87,745.88 |
| January | 23,143.13 | 28,570.51 | 34,886.95 | 33,040.99 | 47,672.78 | 61,026.80 | 61,026.80 | 58,115.99 | 55,693.53 | 56,392.42 | 60,469.63 | 58,712.49 | 79,145.12 | 77,326.63 | 85,504.02 | 80,568.74 | 80,980.57 | 92,483.12 |
| February | 55,088.79 | 55,601.40 | 56,692.45 | 64,014.68 | 85,296.84 | 86,415.96 | 86,415.96 | 79,879.42 | 75,116.79 | 82,205.56 | 94,754.60 | 105,110.59 | 99,795.35 | 104,689.49 | 112,735.48 | 104,697.24 | 115,871.28 | 121,222.18 |
| March | 10,048.12 | 19,376.35 | 22,842.31 | 27,766.80 | 30,546.86 | 42,841.80 | 37,823.28 | 44,989.12 | 55,964.23 | 49,941.44 | 54,150.75 | 58,367.91 | 72,738.72 | 61,652.97 | 77,471.73 | 65,204.25 | 71,784.27 | 85,739.86 |
| April | 13,766.26 | 18,223.31 | 22,431.61 | 26,567.86 | 52,007.16 | 42,480.30 | 69,059.85 | 46,858.42 | 50,128.00 | 45,435.42 | 53,515.01 | 59,648.70 | 66,084.12 | 69,317.65 | 72,330.32 | 62,331.14 | 70,741.63 | 65,194.79 |
| May | 37,630.57 | 41,151.11 | 44,480.87 | 46,655.96 | 31,203.05 | 66,318.77 | 57,469.64 | 64,876.89 | 62,424.84 | 71,468.21 | 69,091.17 | 91,409.71 | 96,441.51 | 93,403.82 | 94,505.94 | 93,443.25 | 102,949.16 | 112,599.80 |
| June | 24,530.57 | 24,076.76 | 27,059.33 | 31,603.80 | 41,913.33 | 48,605.58 | 44,647.36 | 48,588.21 | 58,749.69 | 61,697.08 | 77,574.05 | 72,276.15 | 79,441.16 | 92,403.66 | 87,764.45 | 89,329.15 | 105,312.44 | 105,312.44 |
| July | 20,139.41 | 24,953.23 | 27,959.52 | 34,719.01 | 43,922.13 | 49,464.53 | 48,368.42 | 50,605.85 | 54,962.82 | 57,092.55 | 64,608.17 | 59,958.51 | 76,576.31 | 87,695.36 | 89,767.62 | 86,277.93 | 82,641.66 | 94,818.82 |
| August | 46,170.12 | 46,397.69 | 50,868.66 | 58,425.43 | 73,116.78 | 87,507.13 | 87,507.13 | 66,689.81 | 59,548.35 | 72,612.17 | 84,456.60 | 98,754.28 | 91,921.77 | 118,409.57 | 90,689.86 | 95,008.16 | 113,562.54 | 120,028.46 |
| September | 24,924.06 | 28,456.24 | 28,997.84 | 33,905.34 | 56,740.88 | 52,232.41 | 46,165.60 | 61,535.89 | 71,272.01 | 70,867.09 | 72,854.10 | 69,870.60 | 74,040.54 | 81,351.52 | 82,708.52 | 84,660.29 | 88,592.39 | 100,874.13 |
| Total Per Year | 177,209.11 | 371,069.14 | 406,705.37 | 447,597.81 | 531,788.15 | 654,893.55 | 679,601.81 | 714,336.98 | 713,466.19 | 742,999.64 | 814,374.71 | 870,123.86 | 947,268.24 | 996,071.14 | 1,045,200.46 | 1,006,093.44 | 1,072,404.53 | 1,172,245.33 |
| Total All Years | 177,209.11 | 548,278.25 | 954,893.62 | 1,402,571.43 | 1,934,359.58 | 2,589,223.13 | 3,268,824.84 | 3,983,161.92 | 4,696,628.11 | 5,438,627.75 | 6,254,002.46 | 7,124,126.32 | 8,071,984.56 | 9,067,465.70 | 10,112,866.16 | 11,118,759.60 | 12,191,164.13 | 13,363,409.46 |
| \$ Inc / (Dec) Over Prior Year | | 193,860.03 | 35,630.23 | 40,882.44 | 48,200.34 | 123,075.40 | 24,738.26 | 34,735.17 | (670.79) | 29,533.45 | 71,375.07 | 55,749.15 | 77,144.38 | 48,602.90 | 49,129.32 | (39,107.02) | 66,311.09 | 69,840.80 |
| % Inc / (Dec) Over Prior Year | | 109.40% | 9.60% | 10.05% | 18.81% | 23.14% | 3.76% | 5.11% | -0.12% | 4.14% | 9.61% | 6.85% | 8.87% | 5.15% | 4.93% | -3.74% | 6.59% | 9.31% |
| Calendar Year Allocations | | | | | | | | | | | | | | | | | | |
| \$ Inc / (Dec) Over Prior Year | 0.00 | 267,411.64 | 378,752.42 | 412,820.54 | 463,560.47 | 559,648.27 | 669,137.56 | 711,091.42 | 690,744.53 | 716,148.96 | 750,382.57 | 827,515.03 | 894,464.16 | 950,041.96 | 1,020,031.58 | 1,044,865.04 | 1,015,577.33 | 1,090,124.39 |
| \$ Inc / (Dec) Over Prior Year | | 267,411.64 | 111,340.78 | 34,068.12 | 50,759.93 | 95,087.80 | 110,489.29 | 42,553.86 | (20,646.89) | 28,404.43 | 31,433.61 | 76,930.46 | 66,971.13 | 55,557.80 | 69,689.62 | 24,833.46 | (29,287.71) | 74,547.05 |

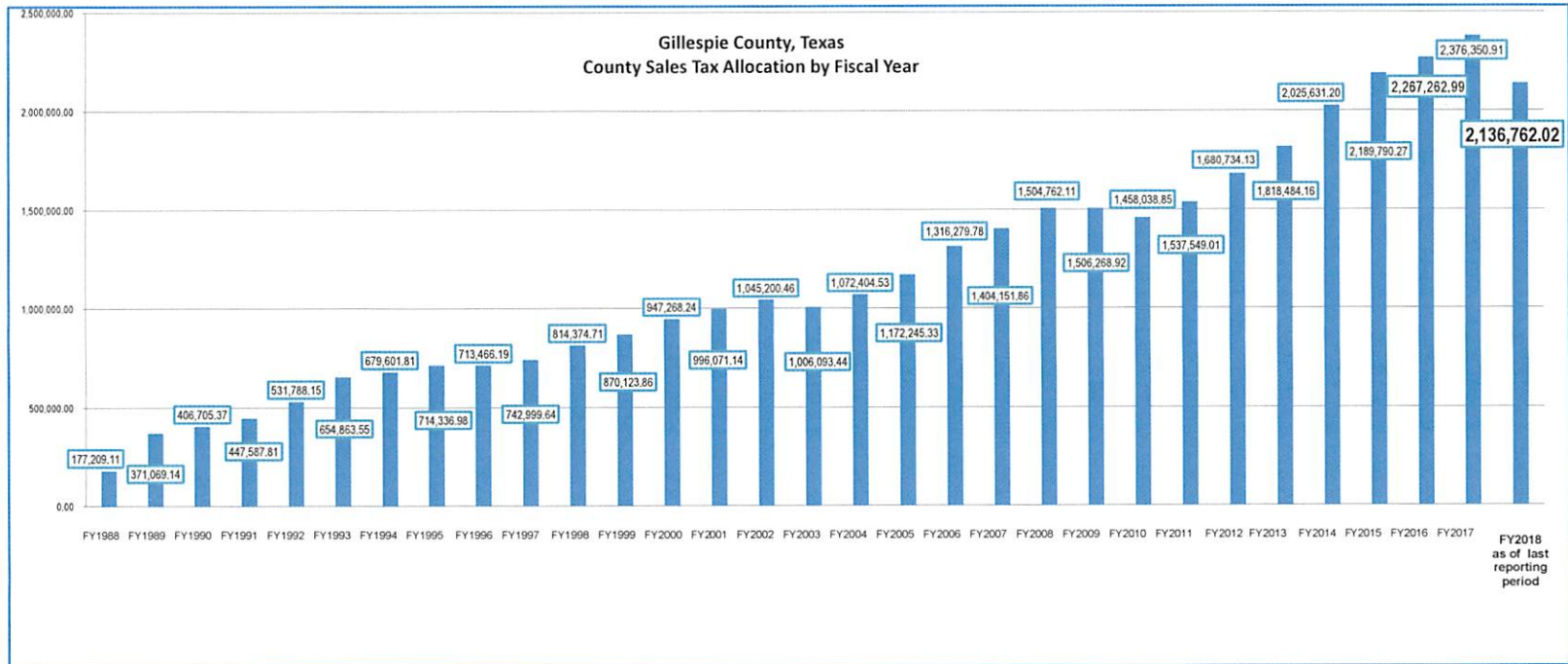
GILLESPIE COUNTY, TEXAS
COUNTY SALES TAX ALLOCATION SUMMARY

March 1988 through FY2018

| FY2006 | FY2007 | FY2008 | FY2009 | FY2010 | FY2011 | FY2012 | FY2013 | FY2014 | FY2015 | FY2016 | FY2017 | FY2018 | Tax Collection Period Covered | Period Tax Allocation Received | Overall Average Per Month | FY2017 Over / (Under) Same Period FY2016 | |
|---|---------------|---------------|---------------|---------------|---------------|---------------|---------------|---------------|---------------|---------------|---------------|---------------|---|--------------------------------|--------------------------------|--|--------------------------|
| | | | | | | | | | | | | | | | | Month Of | YTD |
| 95,196.86 | 106,167.81 | 115,258.59 | 118,217.21 | 102,116.77 | 112,243.67 | 125,892.57 | 141,081.58 | 146,138.99 | 157,617.68 | 147,646.21 | 169,840.22 | 176,550.62 | August | October | 89,151.16 | 6,710.40 | 6,710.40 |
| 110,963.24 | 122,702.26 | 130,133.07 | 134,938.43 | 123,352.45 | 139,931.32 | 131,441.01 | 134,815.56 | 165,928.20 | 184,365.11 | 192,079.08 | 196,293.03 | 207,168.09 | September and 3rd Quarter | November | 104,467.36 | 10,875.06 | 17,585.46 |
| 100,977.05 | 106,040.22 | 118,582.93 | 120,353.68 | 121,763.89 | 122,844.30 | 127,081.99 | 144,995.63 | 158,611.46 | 185,647.66 | 184,958.53 | 190,144.19 | 204,594.79 | October | December | 95,690.06 | 14,450.60 | 32,036.06 |
| 107,956.62 | 116,856.59 | 121,835.04 | 124,899.65 | 114,005.56 | 129,099.90 | 135,485.95 | 156,063.01 | 159,082.75 | 173,843.05 | 175,216.35 | 194,363.03 | 220,121.04 | November | January | 98,076.40 | 25,758.01 | 57,794.07 |
| 137,746.11 | 151,528.51 | 158,719.04 | 156,720.77 | 152,630.86 | 164,529.87 | 171,080.19 | 193,126.02 | 202,308.32 | 223,742.03 | 254,424.26 | 264,045.64 | 251,630.83 | December, 4th Quarter, Yearly | February | 132,693.22 | (12,414.81) | 45,379.26 |
| 89,543.91 | 88,396.24 | 99,481.19 | 98,684.79 | 90,364.94 | 97,024.18 | 107,810.68 | 120,617.71 | 136,428.71 | 141,523.60 | 150,478.20 | 160,281.99 | 178,641.37 | January | March | 78,985.43 | 18,359.38 | 63,738.64 |
| 87,212.18 | 92,872.45 | 104,111.05 | 99,616.55 | 93,204.34 | 92,537.54 | 118,975.35 | 134,236.14 | 146,805.07 | 146,886.39 | 161,767.10 | 178,713.30 | 204,221.84 | February | April | 82,783.32 | 25,508.54 | 89,247.18 |
| 125,621.99 | 132,335.88 | 133,405.05 | 141,709.49 | 148,772.69 | 153,252.45 | 177,882.27 | 187,322.27 | 195,085.16 | 203,013.55 | 239,591.23 | 227,716.89 | 241,177.59 | March and 1st Quarter | May | 115,615.19 | 13,460.70 | 102,707.88 |
| 109,484.20 | 113,117.58 | 133,410.60 | 129,041.03 | 127,995.46 | 129,743.30 | 144,969.57 | 152,170.48 | 189,564.70 | 184,387.61 | 187,272.86 | 201,849.53 | 225,368.13 | April | June | 100,451.69 | 23,518.60 | 126,226.48 |
| 112,088.28 | 119,846.83 | 122,196.26 | 117,201.96 | 116,809.95 | 125,153.69 | 140,436.50 | 154,274.37 | 165,319.97 | 187,207.85 | 181,228.88 | 198,574.38 | 227,287.72 | May | July | 97,488.98 | 28,713.34 | 154,939.82 |
| 130,749.36 | 138,119.40 | 142,780.87 | 136,001.87 | 141,909.04 | 153,274.75 | 160,837.54 | 148,661.30 | 187,789.04 | 216,770.81 | 212,661.23 | 212,336.68 | | June and 2nd Quarter | July | 112,897.51 | | |
| 108,739.98 | 116,168.09 | 124,848.42 | 128,883.49 | 125,112.90 | 117,914.04 | 138,870.51 | 151,120.09 | 172,568.83 | 184,784.93 | 179,939.06 | 182,192.03 | | July | | 95,372.39 | | |
| <p>NOTATION: sales tax allocation was reduced by an audit collections of (\$25,072.71) ... related by a Comptroller audit showing a 2012 transaction(s) inside the City of Fredericksburg that was incorrectly reported. This also had a large impact upon the State's sales tax revenue ... without audit adjustment net to County would have been no less than \$173,870.00 ... 2013.08.08 LL</p> | | | | | | | | | | | | | | | | | |
| 1,316,279.78 | 1,404,151.86 | 1,504,762.11 | 1,506,268.92 | 1,458,038.85 | 1,537,549.01 | 1,680,764.13 | 1,818,484.16 | 2,025,631.20 | 2,189,790.27 | 2,267,262.99 | 2,376,350.91 | 2,136,762.02 | Total Per Year | | 1,148,291.46 | | Over / (Under) Last Year |
| 14,679,689.24 | 16,083,841.10 | 17,588,603.21 | 19,094,872.13 | 20,552,910.98 | 22,090,459.99 | 23,771,224.12 | 25,589,708.28 | 27,615,339.48 | 29,805,129.75 | 32,072,392.74 | 34,448,743.65 | 36,585,505.67 | Total All Years | | | | (239,588.89) |
| | | | | | | | | | | | | | | | Annual Average | | |
| | | | | | | | | | | | | | | | As of Last Full Reporting Year | | |
| | | | | | | | | | | | | | | | \$ Inc / (Dec) Over Prior Year | 75,832.48 | |
| 144,034.45 | 87,872.08 | 100,610.25 | 1,506.81 | (48,230.07) | 79,510.16 | 143,215.12 | 137,720.03 | 207,147.04 | 164,159.07 | 77,472.72 | 109,087.92 | (239,588.89) | \$ Inc / (Dec) Over Prior Year | | | | |
| 12.29% | 6.68% | 7.17% | 0.10% | -3.20% | 5.45% | 9.31% | 8.19% | 11.39% | 8.10% | 3.54% | 4.81% | -10.08% | % Inc / -Dec Over Prior Year | | | | |
| CY2005 | CY2006 | CY2007 | CY2008 | CY2009 | CY2010 | CY2011 | CY2012 | CY2013 | CY2014 | CY2015 | CY2016 | CY2017 | | | | | |
| 1,205,410.75 | 1,344,052.92 | 1,433,216.16 | 1,514,296.84 | 1,479,992.71 | 1,485,825.03 | 1,546,945.29 | 1,717,241.33 | 1,868,270.04 | 2,082,583.00 | 2,186,843.64 | 2,298,856.61 | 2,408,386.97 | | | | | |
| 115,286.37 | 138,642.17 | 89,163.24 | 81,080.68 | (34,304.13) | 5,832.32 | 61,120.26 | 170,296.04 | 151,028.71 | 214,312.96 | 104,260.64 | 112,012.97 | 109,530.36 | \$ Inc / (Dec) Over Prior Calendar Year | | | | |

GILLESPIE COUNTY, TEXAS
 COUNTY SALES TAX ALLOCATION SUMMARY

March 1988 through FY2018



Gillespie County, Texas
Hotel Occupancy Tax ... Quarterly Recaps
As of Period Ending July 31, 2018

| | Collection/Remittance Period | Collections | | Disbursements | | Cash Balance |
|--------|---------------------------------|--------------------------------|---------------------------------|-------------------|------------|--------------|
| | | HOT & P&I Interest Earnings | Convention & Visitors Bureau | Organizations etc | | |
| | 2nd Quarter 2019 | | | | | 689,231.85 |
| | 1st Quarter 2019 | | | | | 689,231.85 |
| | 4th Quarter 2018 | | | | | 689,231.85 |
| FY2018 | 3rd Quarter 2018 | | 70,398.21 | | | 689,231.85 |
| | Sub-Total | 70,398.21 | 70,398.21 | 0.00 | 0.00 | |
| | 2nd Quarter 2018 | | 156,228.01 | 122,100.00 | (94.47) | 618,833.64 |
| | 1st Quarter 2018 | | 159,981.25 | 195,008.00 | (3,928.79) | 584,611.16 |
| | 4th Quarter 2017 | | 115,317.34 | 183,563.00 | (1,470.61) | 615,709.12 |
| FY2017 | 3rd Quarter 2017 | | 151,155.95 | | | 682,484.17 |
| | Sub-Total | 87,505.42 | 582,682.55 | 500,671.00 | (5,493.87) | |
| | 2nd Quarter 2017 | | 130,827.26 | 166,071.00 | 131,648.00 | 531,328.22 |
| | 1st Quarter 2017 | | 143,907.88 | | (755.93) | 698,219.96 |
| | 4th Quarter 2016 | | 111,214.19 | 166,071.00 | | 553,556.15 |
| FY2016 | 3rd Quarter 2016 | | 142,319.44 | | | 608,412.96 |
| | Sub-Total | 65,234.70 | 528,268.77 | 332,142.00 | 130,892.07 | |
| | 2nd Quarter 2016 | | 124,466.03 | 150,829.00 | 120,000.00 | 466,093.52 |
| | 1st Quarter 2016 | | 128,625.32 | | | 612,456.49 |
| | 4th Quarter 2015 | | 96,483.07 | 150,829.00 | | 483,831.17 |
| FY2015 | 3rd Quarter 2015 | | 115,558.26 | | (881.94) | 538,177.10 |
| | Sub-Total | 44,356.62 | 465,132.68 | 301,658.00 | 119,118.06 | |
| | 2nd Quarter 2015 | | 120,944.22 | 127,742.50 | 118,000.00 | 421,736.90 |
| | 1st Quarter 2015 | | 122,937.00 | | | 546,535.18 |
| | 4th Quarter 2014 | | 104,239.90 | 127,742.50 | | 423,598.18 |
| FY2014 | 3rd Quarter 2014 | | 120,711.31 | | | 447,100.78 |
| | Sub-Total | 95,347.43 | 468,832.43 | 255,485.00 | 118,000.00 | |
| | 2nd Quarter 2014 | | 95,362.58 | 111,163.00 | 120,000.00 | 326,389.47 |
| | 1st Quarter 2014 | | 92,050.01 | | | 462,189.89 |
| | 4th Quarter 2013 | | 90,687.97 | 111,163.00 | | 370,139.88 |
| FY2013 | 3rd Quarter 2013 | | 82,776.94 | | | 390,614.91 |
| | Sub-Total | 18,551.50 | 360,877.50 | 222,326.00 | 120,000.00 | |
| | 2nd Quarter 2013 | | 82,927.36 | 96,357.50 | 80,000.00 | 307,837.97 |
| | 1st Quarter 2013 | | 102,188.41 | | | 401,268.11 |
| | 4th Quarter 2012 | | 56,763.25 | 96,357.50 | | 299,079.70 |
| FY2012 | 3rd Quarter 2012 | | 69,377.43 | | | 338,673.95 |
| | Sub-Total | 38,541.45 | 311,256.45 | 192,715.00 | 80,000.00 | |
| | 2nd Quarter 2012 | | 76,505.61 | 84,193.50 | 11,000.00 | 269,296.52 |
| | 1st Quarter 2012 | | 67,043.98 | | 69,000.00 | 287,984.41 |
| | 4th Quarter 2011 | | 63,485.70 | 84,193.50 | | 289,940.43 |
| FY2011 | 3rd Quarter 2011 | | 62,766.18 | | | 310,648.23 |
| | Sub-Total | 21,414.47 | 269,801.47 | 168,387.00 | 80,000.00 | |
| | 2nd Quarter 2011 | | 60,050.07 | 80,530.57 | | 247,882.05 |
| | 1st Quarter 2011 | | 61,473.10 | | 80,000.00 | 268,362.55 |
| | 4th Quarter 2010 | | 47,182.38 | 80,530.57 | | 286,889.45 |
| | 3rd Quarter 2010 | | 67,036.85 | | | 320,237.64 |
| | Sub-Total | (5,318.74) | 235,742.40 | 161,061.14 | 80,000.00 | |

Gillespie County, Texas
Hotel Occupancy Tax ... Quarterly Recaps
As of Period Ending July 31, 2018

| | Collection/Remittance Period | Collections | | Disbursements | | Cash Balance |
|-------------------------|---------------------------------|--------------------------------|---------------------------------|---------------------|------------|------------------------|
| | | HOT & P&I Interest Earnings | Convention & Visitors Bureau | Organizations etc | | |
| FY2010 | 2nd Quarter 2010 | | 47,363.32 | 82,089.00 | 61,500.00 | 253,200.79 |
| | 1st Quarter 2010 | | 67,910.43 | | | 349,426.47 |
| | 4th Quarter 2009 | | 46,539.68 | 82,089.00 | | 281,516.04 |
| | 3rd Quarter 2009 | | 63,672.15 | | | 317,065.36 |
| | Sub-Total | (192.42) | 225,485.58 | 164,178.00 | 61,500.00 | |
| FY2009 | 2nd Quarter 2009 | | 55,182.22 | | | 253,393.21 |
| | 1st Quarter 2009 | | 68,196.40 | 80,854.20 | | 198,210.99 |
| | 4th Quarter 2008 | | 43,834.09 | 80,854.20 | | 210,868.79 |
| | 3rd Quarter 2008 | | 75,474.18 | | 15,000.00 | 247,888.90 |
| | Sub-Total | 65,978.49 | 242,686.89 | 161,708.40 | 15,000.00 | |
| FY2008 | 2nd Quarter 2008 | | 52,205.02 | 100,000.00 | | 187,414.72 |
| | 1st Quarter 2008 | | 62,603.17 | | | 235,209.70 |
| | 4th Quarter 2007 | | 53,485.43 | | | 172,606.53 |
| | 3rd Quarter 2007 | | 61,352.43 | | | 119,121.10 |
| | Sub-Total | 129,646.05 | 229,646.05 | 100,000.00 | 0.00 | |
| FY2007 | 2nd Quarter 2007 | | 57,271.57 | | | 57,768.67 |
| | 1st Quarter 2007 | | 497.10 | 0.00 | 0.00 | 497.10 |
| | Sub-Total | 57,768.67 | 57,768.67 | 0.00 | 0.00 | |
| | Sub-Total | | | 2,560,331.54 | 799,016.26 | |
| Totals All Years | | Revenues | | Expenditures | | Net Cash Effect |
| | | 4,048,579.65 | | 3,359,347.80 | | 689,231.85 |

GILLESPIE COUNTY, TEXAS

GOB Series 2010 Refunding Bonds ... December.2010
 Post COB Series 2001 ... September.2001

Bond Redemptions & Interest Payment Schedule
 February.2011 through February.2021

| | Year 1 2011 | Year 2 2012 | Year 3 2013 | Year 4 2014 | Year 5 2015 | Year 6 2016 | Year 7 2017 | Year 8 2018 | Year 9 2019 | Year 10 2020 | Year 11 2021 | |
|--------------------------------------|-----------------------|-------------------------|-------------------------|-------------------------|-------------------------|-------------------------|-------------------------|-------------------------|----------------|-----------------|-----------------|--------------------------------------|
| Actual Balance At Year Start | 1,839,134.46 | 1,779,647.50 | 1,603,672.50 | 1,429,447.50 | 1,247,370.00 | 1,067,992.50 | 891,727.50 | 714,050.00 | | | | Actual Balance At Year Start |
| February bonds interest | 35,000.00 6,079.46 | 140,000.00 18,407.50 | 140,000.00 17,567.50 | 150,000.00 16,657.50 | 150,000.00 15,420.00 | 150,000.00 13,957.50 | 155,000.00 12,307.50 | 160,000.00 10,370.00 | | | | bonds interest February |
| August bonds interest | 0.00 18,407.50 | 0.00 17,567.50 | 0.00 16,657.50 | 0.00 15,420.00 | 0.00 13,957.50 | 0.00 12,307.50 | 0.00 10,370.00 | | | | | bonds interest August |
| Total Remitted To Date | 59,486.96 | 235,461.96 | 409,686.96 | 591,764.46 | 771,141.96 | 947,406.96 | 1,125,084.46 | 1,295,454.46 | 1,295,454.46 | 1,295,454.46 | 1,295,454.46 | Total Remitted To Date |
| Actual Balance To Date | 1,779,647.50 | 1,603,672.50 | 1,429,447.50 | 1,247,370.00 | 1,067,992.50 | 891,727.50 | 714,050.00 | 543,680.00 | | | | Actual Balance To Date |
| Projected Pymnt Per Year | 59,486.96 | 175,975.00 | 174,225.00 | 182,077.50 | 179,377.50 | 176,265.00 | 177,677.50 | 178,540.00 | 178,865.00 | 178,670.00 | 177,975.00 | Projected Pymnt Per Year |
| Projected Balance At Year End | 1,779,647.50 | 1,603,672.50 | 1,429,447.50 | 1,247,370.00 | 1,067,992.50 | 891,727.50 | 714,050.00 | 535,510.00 | 356,645.00 | 177,975.00 | 0.00 | Projected Balance At Year End |

| | | | | | |
|-----------------------|--|-----------------------|----------------------------------|-----------------------|---|
| \$1,988,356.26 | COB Series 2001 Debt Service on Refunded Bonds | \$1,590,000.00 | Principal | \$1,590,000.00 | Series 2010 Sources of Funds..Proceeds of Bonds |
| \$1,839,134.46 | GOB Series 2010 Refunded Bonds | \$249,134.46 | interest | \$38,746.50 | Cost of Issuance |
| \$149,221.80 | Net savings | \$1,839,134.46 | GOB Series 2010, Refunding Bonds | \$1,551,253.50 | Deposit to Escrow |

Original Certificates of Obligation Bonds Series 2001 payments started February 2002
 Series 2010 Refunding ... Interest and Bond Redemptions due February of each year starting February of 2011
 Series 2010 Refunding ... Interest only due August of each year starting August of 2011

GILLESPIE COUNTY, TEXAS

GOB Series 2013 ... Jail Project

Bond Redemptions Interest Payment Schedule
February.2014 through February.2033

| Schedule Bond Redemption & Interest Payment | | Initial Receipt of Bonds June.2013 | Year 1 2014 | Year 2 2015 | Year 3 2016 | Year 4 2017 | Year 5 2018 | Year 6 2019 | Year 7 2020 | Year 8 2021 | Year 9 2022 | Year 10 2023 |
|---|----------|------------------------------------|---------------|---------------|---------------|---------------|---------------|---------------|---------------|---------------|---------------|---------------|
| Projected Balances At Year Start | | 20,429,713.00 | 20,429,713.00 | 19,408,475.00 | 18,387,525.00 | 17,367,275.00 | 16,347,925.00 | 15,324,725.00 | 14,300,875.00 | 13,279,650.00 | 12,256,300.00 | 11,234,800.00 |
| February | bonds | 0.00 | 395,000.00 | 530,000.00 | 540,000.00 | 550,000.00 | 565,000.00 | 580,000.00 | 595,000.00 | 620,000.00 | 645,000.00 | 670,000.00 |
| | interest | 0.00 | 378,113.00 | 248,125.00 | 242,825.00 | 237,425.00 | 231,925.00 | 226,275.00 | 217,575.00 | 208,650.00 | 194,700.00 | 181,800.00 |
| August | bonds | 0.00 | 0.00 | 0.00 | 0.00 | 0.00 | 0.00 | 0.00 | 0.00 | 0.00 | 0.00 | 0.00 |
| | interest | 0.00 | 248,125.00 | 242,825.00 | 237,425.00 | 231,925.00 | 226,275.00 | 217,575.00 | 208,650.00 | 194,700.00 | 181,800.00 | 168,400.00 |
| | | 0.00 | 1,021,238.00 | 1,020,950.00 | 1,020,250.00 | 1,019,350.00 | 1,023,200.00 | 1,023,850.00 | 1,021,225.00 | 1,023,350.00 | 1,021,500.00 | 1,020,200.00 |
| Projected Total Remittance | | 0.00 | 1,021,238.00 | 2,042,188.00 | 3,062,438.00 | 4,081,788.00 | 5,104,988.00 | 6,128,838.00 | 7,150,063.00 | 8,173,413.00 | 9,194,913.00 | 10,215,113.00 |
| Project Balances At Year End | | 20,429,713.00 | 19,408,475.00 | 18,387,525.00 | 17,367,275.00 | 16,347,925.00 | 15,324,725.00 | 14,300,875.00 | 13,279,650.00 | 12,256,300.00 | 11,234,800.00 | 10,214,600.00 |
| Bonds Issued June.2014 | | | | | | | | | | | | |
| Principal and Interest payments due February of each year starting February of 2014 | | | | | | | | | | | | |
| Interest only payments due August of each year starting August of 2014 | | | | | | | | | | | | |

| Outstanding Tax Secured Debt | | Initial Receipt of Bonds June.2013 | Year 1 2014 | Year 2 2015 | Year 3 2016 | Year 4 2017 | Year 5 2018 | Year 6 2019 | Year 7 2020 | Year 8 2021 | Year 9 2022 | Year 10 2023 |
|----------------------------------|----------|------------------------------------|---------------|---------------|---------------|---------------|---------------|-------------|-------------|-------------|-------------|--------------|
| Balances At Year Start | | 20,429,713.00 | 20,429,713.00 | 19,408,475.50 | 18,387,525.50 | 17,367,275.50 | 16,347,925.50 | | | | | |
| February | bonds | 0.00 | 395,000.00 | 530,000.00 | 540,000.00 | 550,000.00 | 565,000.00 | | | | | |
| | interest | 0.00 | 378,112.50 | 248,125.00 | 242,825.00 | 237,425.00 | 231,925.00 | | | | | |
| August | bonds | 0.00 | 0.00 | 0.00 | 0.00 | 0.00 | | | | | | |
| | interest | 0.00 | 248,125.00 | 242,825.00 | 237,425.00 | 231,925.00 | | | | | | |
| Total Annual Remittances | | 0.00 | 1,021,237.50 | 1,020,950.00 | 1,020,250.00 | 1,019,350.00 | 796,925.00 | | | | | |
| Total Remittances To Date | | 0.00 | 1,021,237.50 | 2,042,187.50 | 3,062,437.50 | 4,081,787.50 | 4,878,712.50 | | | | | |

GILLESPIE COUNTY, TEXAS

GOB Series 2013 ... Jail Project

Bond Redemptions Interest Payment Schedule
February.2014 through February.2033

| Schedule Bond Redemption & Interest Payment | | Year 11 2024 | Year 12 2025 | Year 13 2026 | Year 14 2027 | Year 15 2028 | Year 16 2029 | Year 17 2030 | Year 18 2031 | Year 19 2032 | Year 20 2033 |
|---|----------|-----------------|-----------------|-----------------|-----------------|-----------------|-----------------|-----------------|-----------------|-----------------|-----------------|
| Projected Balances At Year Start | | 10,214,600.00 | 9,191,800.00 | 8,172,500.00 | 7,152,800.00 | 6,129,000.00 | 5,107,400.00 | 4,084,300.00 | 3,061,100.00 | 2,039,200.00 | 1,020,000.00 |
| February | bonds | 700,000.00 | 725,000.00 | 755,000.00 | 790,000.00 | 820,000.00 | 855,000.00 | 890,000.00 | 925,000.00 | 960,000.00 | 1,000,000.00 |
| | interest | 168,400.00 | 154,400.00 | 139,900.00 | 124,800.00 | 109,000.00 | 92,600.00 | 75,500.00 | 57,700.00 | 39,200.00 | 20,000.00 |
| August | bonds | 0.00 | 0.00 | 0.00 | 0.00 | 0.00 | 0.00 | 0.00 | 0.00 | 0.00 | 0.00 |
| | interest | 154,400.00 | 139,900.00 | 124,800.00 | 109,000.00 | 92,600.00 | 75,500.00 | 57,700.00 | 39,200.00 | 20,000.00 | 0.00 |
| | | 1,022,800.00 | 1,019,300.00 | 1,019,700.00 | 1,023,800.00 | 1,021,600.00 | 1,023,100.00 | 1,023,200.00 | 1,021,900.00 | 1,019,200.00 | 1,020,000.00 |
| Projected Total Remittance | | 11,237,913.00 | 12,257,213.00 | 13,276,913.00 | 14,300,713.00 | 15,322,313.00 | 16,345,413.00 | 17,368,613.00 | 18,390,513.00 | 19,409,713.00 | 20,429,713.00 |
| Project Balances At Year End | | 9,191,800.00 | 8,172,500.00 | 7,152,800.00 | 6,129,000.00 | 5,107,400.00 | 4,084,300.00 | 3,061,100.00 | 2,039,200.00 | 1,020,000.00 | 0.00 |
| Bonds Issued June.2014 | | | | | | | | | | | |
| Principal and Interest payments due February of each year starting February of 2014 | | | | | | | | | | | |
| Interest only payments due August of each year starting August of 2014 | | | | | | | | | | | |

| Outstanding Tax Secured Debt | | Year 11 2024 | Year 12 2025 | Year 13 2026 | Year 14 2027 | Year 15 2028 | Year 16 2029 | Year 17 2030 | Year 18 2031 | Year 19 2032 | Year 20 2033 |
|--------------------------------------|----------|-----------------|-----------------|-----------------|-----------------|-----------------|-----------------|-----------------|-----------------|-----------------|-----------------|
| Balances At Year Start | | | | | | | | | | | |
| February | bonds | | | | | | | | | | |
| | interest | | | | | | | | | | |
| August | bonds | | | | | | | | | | |
| | interest | | | | | | | | | | |
| Total Annual Remittances | | | | | | | | | | | |
| Total Remittances To Date | | | | | | | | | | | |

GILLESPIE COUNTY, TEXAS
Capital Assets Lease/Purchase ... Contract 6451, September.2013
Road & Bridge Departments

PROJECTED Payments

| PROJECTED Payments | FY2016 | | | FY2017 | | | FY2018 | | | FY2019 | | |
|---|------------------|-----------|----------|------------------|-----------|----------|------------------|-----------|----------|------------------|-----------|----------|
| | Total Payment | Principal | Interest | Total Payment | Principal | Interest | Total Payment | Principal | Interest | Total Payment | Principal | Interest |
| Balance At Year Start | 198,399.52 | | | 135,747.04 | | | 73,094.56 | | | 10,442.08 | | |
| October payment | 5,221.04 | | | 5,221.04 | | | 5,221.04 | | | 5,221.04 | | |
| principal/interest | | 4,622.79 | 598.25 | | 4,803.90 | 417.14 | | 4,992.12 | 28.92 | | 5,187.70 | 33.34 |
| November payment | 5,221.04 | | | 5,221.04 | | | 5,221.04 | | | 5,221.04 | | |
| principal/interest | | 4,637.62 | 583.42 | | 4,819.31 | 401.73 | | 5,008.13 | 212.91 | | 5,204.37 | 16.67 |
| December payment | 5,221.04 | | | 5,221.04 | | | 5,221.04 | | | | | |
| principal/interest | | 4,652.49 | 568.55 | | 4,834.77 | 386.27 | | 5,024.20 | 196.84 | | | |
| January payment | 5,221.04 | | | 5,221.04 | | | 5,221.04 | | | | | |
| principal/interest | | 4,667.42 | 553.62 | | 4,850.28 | 370.76 | | 5,040.31 | 180.73 | | | |
| February payment | 5,221.04 | | | 5,221.04 | | | 5,221.04 | | | | | |
| principal/interest | | 4,682.39 | 538.65 | | 4,865.84 | 355.20 | | 5,056.48 | 164.56 | | | |
| March payment | 5,221.04 | | | 5,221.04 | | | 5,221.04 | | | | | |
| principal/interest | | 4,697.41 | 523.63 | | 4,881.45 | 339.59 | | 5,072.70 | 148.34 | | | |
| April payment | 5,221.04 | | | 5,221.04 | | | 5,221.04 | | | | | |
| principal/interest | | 4,712.48 | 508.56 | | 4,897.11 | 323.93 | | 5,088.97 | 132.07 | | | |
| May payment | 5,221.04 | | | 5,221.04 | | | 5,221.04 | | | | | |
| principal/interest | | 4,727.59 | 493.45 | | 4,912.82 | 308.22 | | 5,105.30 | 115.74 | | | |
| June payment | 5,221.04 | | | 5,221.04 | | | 5,221.04 | | | | | |
| principal/interest | | 4,742.76 | 478.28 | | 4,928.57 | 292.47 | | 5,121.67 | 99.37 | | | |
| July payment | 5,221.04 | | | 5,221.04 | | | 5,221.04 | | | | | |
| principal/interest | | 4,757.97 | 463.07 | | 4,944.38 | 276.66 | | 5,138.10 | 82.94 | | | |
| August payment | 5,221.04 | | | 5,221.04 | | | 5,221.04 | | | | | |
| principal/interest | | 4,773.23 | 447.81 | | 4,960.24 | 260.80 | | 5,154.58 | 66.46 | | | |
| September payment | 5,221.04 | | | 5,221.04 | | | 5,221.04 | | | | | |
| principal/interest | | 4,788.54 | 432.50 | | 4,976.16 | 244.88 | | 5,171.12 | 49.92 | | | |
| Total Proposed Payments Per Year | | | | | | | | | | | | |
| Total Payments | 62,652.48 | | | 62,652.48 | | | 62,652.48 | | | 10,442.08 | | |
| Principal | | 56,462.69 | | | 58,674.83 | | | 60,973.68 | | | 10,392.07 | |
| Interest | | | 6,189.79 | | | 3,977.65 | | | 1,478.80 | | | 50.01 |
| Projected Balance Year End | | | | | | | | | | | | |
| | 135,747.04 | | | 73,094.56 | | | 10,442.08 | | | 0.00 | | |

GILLESPIE COUNTY, TEXAS
 Capital Assets Lease/Purchase ... Contract 6451, September.2013
 Road & Bridge Departments

ACTUAL Payments

| ACTUAL Payments | FY2016 | | | FY2017 | | | FY2018 | | | FY2019 | | |
|--|--------------------|------------|-----------------|-------------------|-----------------|----------|------------------|-----------------|----------|---------------|-----------|----------|
| | Total Payment | Principal | Interest | Total Payment | Principal | Interest | Total Payment | Principal | Interest | Total Payment | Principal | Interest |
| Balance At Year Start | 193,188.48 | | | 135,758.04 | | | 67,884.52 | | | | | |
| October | payment | 5,221.04 | | 5,221.04 | | | 5,221.04 | | | | | |
| | principal/interest | | 4,637.62 583.42 | | 4,803.90 417.14 | | | 5,008.13 212.91 | | | | |
| November | payment | 5,220.04 | | 5,221.04 | | | 5,221.04 | | | | | |
| | principal/interest | | 4,652.49 567.55 | | 4,819.31 401.73 | | | 5,024.20 196.84 | | | | |
| December | payment | 5,221.04 | | 5,221.04 | | | 5,221.04 | | | | | |
| | principal/interest | | 4,667.42 553.62 | | 4,819.31 401.73 | | | 5,040.31 180.73 | | | | |
| January | payment | 5,221.04 | | 10,442.08 | | | 5,221.04 | | | | | |
| | principal/interest | | 4,682.39 538.65 | | 9,716.12 725.96 | | | 5,056.47 164.57 | | | | |
| February | payment | 5,221.04 | | 5,221.04 | | | 5,221.04 | | | | | |
| | principal/interest | | 4,697.41 523.63 | | 4,881.45 339.59 | | | 5,072.71 148.33 | | | | |
| March | payment | 5,221.04 | | 5,221.04 | | | 5,221.04 | | | | | |
| | principal/interest | | 4,712.48 508.56 | | 4,897.10 323.94 | | | 5,088.97 132.07 | | | | |
| April | payment | 5,221.04 | | 5,221.04 | | | 5,221.04 | | | | | |
| | principal/interest | | 4,727.59 493.45 | | 4,912.82 308.22 | | | 5,105.30 115.74 | | | | |
| May | payment | 5,221.04 | | 5,221.04 | | | 5,221.04 | | | | | |
| | principal/interest | | 4,742.76 478.28 | | 4,928.57 292.47 | | | 5,121.67 99.37 | | | | |
| June | payment | 5,221.04 | | 5,221.04 | | | 5,221.04 | | | | | |
| | principal/interest | | 4,757.97 463.07 | | 4,944.38 276.66 | | | 5,138.10 82.94 | | | | |
| July | payment | 5,221.04 | | 5,221.04 | | | 5,221.04 | | | | | |
| | principal/interest | | 4,773.23 447.81 | | 4,960.25 260.79 | | | 5,454.59 66.45 | | | | |
| August | payment | 5,221.04 | | 5,221.04 | | | | | | | | |
| | principal/interest | | 4,788.54 432.50 | | 4,976.16 244.88 | | | | | | | |
| September | payment | 0.00 | | 5,221.04 | | | | | | | | |
| | principal/interest | | 0.00 0.00 | | 4,992.12 228.92 | | | | | | | |
| Total Payments as of Current Date | | | | | | | | | | | | |
| | Total Payments | 57,430.44 | | 67,873.52 | | | 52,510.40 | | | | | |
| | Principal | | 51,839.90 | | 63,651.49 | | | 51,110.45 | | | | |
| | Interest | | | 5,590.54 | | 4,222.03 | | | 1,399.95 | | | |
| Balance as of Current Period | | | | | | | | | | | | |
| | | 135,758.04 | | 67,884.52 | | | 15,374.12 | | | | | |

GILLESPIE COUNTY, TEXAS
Capital Assets Lease/Purchase ... Contract 7756, June.2017
Road & Bridge Departments

PROJECTED Payments

| PROJECTED Payments | FY2017 | | | FY2018 | | | FY2019 | | | FY2020 | | | FY2021 | | | FY2022 | | |
|---|--------------------|-----------|----------|------------------|-----------|----------|------------------|-----------|----------|------------------|-----------|----------|------------------|-----------|----------|------------------|-----------|----------|
| | Total Payment | Principal | Interest | Total Payment | Principal | Interest | Total Payment | Principal | Interest | Total Payment | Principal | Interest | Total Payment | Principal | Interest | Total Payment | Principal | Interest |
| Balance At Year Start | 665,051.40 | | | 631,798.83 | | | 498,788.55 | | | 365,778.27 | | | 232,767.99 | | | 99,757.71 | | |
| October | payment | | | 11,084.19 | | | 11,084.19 | | | 11,084.19 | | | 11,084.19 | | | 11,084.19 | | |
| | principal/interest | | | | 9,273.41 | 1,810.78 | | 9,628.26 | 1,455.93 | | 9,996.69 | 1,087.50 | | 10,379.21 | 704.98 | | 10,776.38 | 307.81 |
| November | payment | | | 11,084.19 | | | 11,084.19 | | | 11,084.19 | | | 11,084.19 | | | 11,084.19 | | |
| | principal/interest | | | | 9,302.48 | 1,781.71 | | 9,658.44 | 1,425.75 | | 10,028.02 | 1,056.17 | | 10,411.75 | 672.44 | | 10,810.15 | 274.04 |
| December | payment | | | 11,084.19 | | | 11,084.19 | | | 11,084.19 | | | 11,084.19 | | | 11,084.19 | | |
| | principal/interest | | | | 9,331.63 | 1,752.56 | | 9,688.71 | 1,395.48 | | 10,059.45 | 1,024.74 | | 10,444.38 | 639.81 | | 10,844.03 | 240.16 |
| January | payment | | | 11,084.19 | | | 11,084.19 | | | 11,084.19 | | | 11,084.19 | | | 11,084.19 | | |
| | principal/interest | | | | 9,360.88 | 1,723.31 | | 9,719.08 | 1,365.11 | | 10,090.98 | 993.21 | | 10,477.11 | 607.08 | | 10,878.02 | 206.17 |
| February | payment | | | 11,084.19 | | | 11,084.19 | | | 11,084.19 | | | 11,084.19 | | | 11,084.19 | | |
| | principal/interest | | | | 9,390.22 | 1,693.97 | | 9,749.54 | 1,334.65 | | 10,122.61 | 961.58 | | 10,509.95 | 574.24 | | 10,912.11 | 172.08 |
| March | payment | | | 11,084.19 | | | 11,084.19 | | | 11,084.19 | | | 11,084.19 | | | 11,084.19 | | |
| | principal/interest | | | | 9,419.65 | 1,664.54 | | 9,780.09 | 1,304.10 | | 10,154.33 | 929.86 | | 10,542.89 | 541.30 | | 10,946.31 | 137.88 |
| April | payment | | | 11,084.19 | | | 11,084.19 | | | 11,084.19 | | | 11,084.19 | | | 11,084.19 | | |
| | principal/interest | | | | 9,449.17 | 1,635.02 | | 9,810.75 | 1,273.44 | | 10,186.16 | 898.03 | | 10,575.93 | 508.26 | | 10,980.62 | 103.57 |
| May | payment | | | 11,084.19 | | | 11,084.19 | | | 11,084.19 | | | 11,084.19 | | | 11,084.19 | | |
| | principal/interest | | | | 9,478.79 | 1,605.40 | | 9,841.50 | 1,242.69 | | 10,218.08 | 866.11 | | 10,609.08 | 475.11 | | 11,015.04 | 69.15 |
| June | payment | | | 11,084.19 | | | 11,084.19 | | | 11,084.19 | | | 11,084.19 | | | 11,084.19 | | |
| | principal/interest | | | | 9,508.50 | 1,575.69 | | 9,872.34 | 1,211.85 | | 10,250.11 | 834.08 | | 10,642.33 | 441.86 | | 11,049.42 | 34.77 |
| July | payme | 11,084.19 | | 11,084.19 | | | 11,084.19 | | | 11,084.19 | | | 11,084.19 | | | 11,084.19 | | |
| | principal/interest | | 6,036.90 | 5,047.29 | | | 9,538.30 | 1,545.89 | | 9,903.28 | 1,180.91 | | 10,282.23 | 801.96 | | 10,675.68 | 408.51 | |
| August | payme | 11,084.19 | | 11,084.19 | | | 11,084.19 | | | 11,084.19 | | | 11,084.19 | | | 11,084.19 | | |
| | principal/interest | | 9,215.56 | 1,868.63 | | | 9,568.19 | 1,516.00 | | 9,934.32 | 1,149.87 | | 10,314.46 | 769.73 | | 10,709.14 | 375.05 | |
| September | payme | 11,084.19 | | 11,084.19 | | | 11,084.19 | | | 11,084.19 | | | 11,084.19 | | | 11,084.19 | | |
| | principal/interest | | 9,244.44 | 1,839.75 | | | 9,598.18 | 1,486.01 | | 9,965.46 | 1,118.73 | | 10,346.79 | 737.40 | | 10,742.71 | 341.48 | |
| Total Proposed Payments Per Year | | | | | | | | | | | | | | | | | | |
| Total Payments | 33,252.57 | | | 133,010.28 | | | 133,010.28 | | | 133,010.28 | | | 133,010.28 | | | 99,757.71 | | |
| Principal | 24,496.90 | | | 113,219.40 | | | 117,551.77 | | | 122,049.91 | | | 126,720.16 | | | 98,212.08 | | |
| Interest | | 8,755.67 | | 19,790.88 | | | 15,458.51 | | | 10,960.37 | | | 6,290.12 | | | 1,545.63 | | |
| Projected Balance Year End | | | | | | | | | | | | | | | | | | |
| | | | | 631,798.83 | | | 498,788.55 | | | 365,778.27 | | | 232,767.99 | | | 99,757.71 | | 0.00 |

GILLESPIE COUNTY, TEXAS
 Capital Assets Lease/Purchase ... Contract 7756, June.2017
 Road & Bridge Departments

ACTUAL Payments

| ACTUAL Payments | | FY2017 | | | FY2018 | | |
|--|--------------------|------------------|-----------|----------|------------------|-----------|-----------|
| | | Total Payment | Principal | Interest | Total Payment | Principal | Interest |
| Balance At Year Start | | 665,051.40 | | | 631,798.83 | | |
| October | payment | | | | 11,084.19 | | |
| | principal/interest | | | | | 9,273.41 | 1,810.78 |
| November | payment | | | | 11,084.19 | | |
| | principal/interest | | | | | 9,302.47 | 1,781.72 |
| December | payment | | | | 11,084.19 | | |
| | principal/interest | | | | | 9,331.62 | 1,752.57 |
| January | payment | | | | 11,084.19 | | |
| | principal/interest | | | | | 9,360.88 | 1,723.31 |
| February | payment | | | | 11,084.19 | | |
| | principal/interest | | | | | 9,390.23 | 1,693.96 |
| March | payment | | | | 11,084.19 | | |
| | principal/interest | | | | | 9,419.64 | 1,664.55 |
| April | payment | | | | 11,084.19 | | |
| | principal/interest | | | | | 9,449.17 | 1,635.02 |
| May | payment | | | | 11,084.19 | | |
| | principal/interest | | | | | 9,478.79 | 1,605.40 |
| June | payment | | | | 11,084.19 | | |
| | principal/interest | | | | | 9,508.50 | 1,575.69 |
| July | payment | 11,084.19 | | | 11,084.19 | | |
| | principal/interest | | 6,036.90 | 5,047.29 | | 9,538.30 | 1,545.89 |
| August | payment | 11,084.19 | | | | | |
| | principal/interest | | 9,215.56 | 1,868.63 | | | |
| September | payment | 11,084.19 | | | | | |
| | principal/interest | | 9,244.44 | 1,839.75 | | | |
| Total Payments as of Current Date | | | | | | | |
| Total Payments | | 33,252.57 | | | 110,841.90 | | |
| Principal | | | 24,496.90 | | | 94,053.01 | |
| Interest | | | | 8,755.67 | | | 16,788.89 |
| Balance as of Current Period | | | | | | | |
| | | 631,798.83 | | | 520,956.93 | | |

GILLESPIE COUNTY, TEXAS
 Capital Assets Lease/Purchase ... Contract ----, October.2017
 Road & Bridge Departments

PROJECTED Payments

| PROJECTED Payments | | FY2018 | | | FY2019 | | | FY2020 | | | FY2021 | | | FY2022 | | |
|---|--------------------|---------------|-----------|-----------|---------------|-----------|------------|---------------|-----------|------------|---------------|-----------|------------|---------------|------------|----------|
| | | Total Payment | Principal | Interest | Total Payment | Principal | Interest | Total Payment | Principal | Interest | Total Payment | Principal | Interest | Total Payment | Principal | Interest |
| Balance At Year Start | | 932,648.64 | | | 832,722.00 | | | 699,486.48 | | | 566,250.96 | | | 433,015.44 | | |
| October | payment | | | 11,102.96 | | | 11,102.96 | | | 11,102.96 | | | 11,102.96 | | | |
| | principal/interest | | | | 8,800.62 | 2,302.34 | | 9,134.01 | 1,968.95 | | 9,480.02 | 1,622.94 | | 9,839.15 | 1,263.81 | |
| November | payment | | | 11,102.96 | | | 11,102.96 | | | 11,102.96 | | | 11,102.96 | | | |
| | principal/interest | | | | 8,827.93 | 2,275.03 | | 9,162.35 | 1,940.61 | | 9,509.44 | 1,593.52 | | 9,869.68 | 1,233.28 | |
| December | payment | | | 11,102.96 | | | 11,102.96 | | | 11,102.96 | | | 11,102.96 | | | |
| | principal/interest | | | | 8,855.33 | 2,247.63 | | 9,190.79 | 1,912.17 | | 9,538.95 | 1,564.01 | | 9,900.31 | 1,202.65 | |
| January | payment | 11,102.96 | | 11,102.96 | | | 11,102.96 | | | 11,102.96 | | | 11,102.96 | | | |
| | principal/interest | | 6,190.70 | 4,912.26 | | | 8,882.81 | 2,220.15 | | 9,219.31 | 1,883.65 | | 9,568.56 | 1,534.40 | 9,931.04 | 1,171.92 |
| February | payment | 11,102.96 | | 11,102.96 | | | 11,102.96 | | | 11,102.96 | | | 11,102.96 | | | |
| | principal/interest | | 8,585.15 | 2,517.81 | | | 8,910.38 | 2,192.58 | | 9,247.92 | 1,855.04 | | 9,598.25 | 1,504.71 | 9,961.86 | 1,141.10 |
| March | payment | 11,102.96 | | 11,102.96 | | | 11,102.96 | | | 11,102.96 | | | 11,102.96 | | | |
| | principal/interest | | 8,611.79 | 2,491.17 | | | 8,938.03 | 2,164.93 | | 9,276.62 | 1,826.34 | | 9,628.04 | 1,474.92 | 9,992.77 | 1,110.19 |
| April | payment | 11,102.96 | | 11,102.96 | | | 11,102.96 | | | 11,102.96 | | | 11,102.96 | | | |
| | principal/interest | | 8,638.52 | 2,464.44 | | | 8,965.76 | 2,137.20 | | 9,305.41 | 1,797.55 | | 9,657.92 | 1,445.04 | 10,023.78 | 1,079.18 |
| May | payment | 11,102.96 | | 11,102.96 | | | 11,102.96 | | | 11,102.96 | | | 11,102.96 | | | |
| | principal/interest | | 8,665.33 | 2,437.63 | | | 8,993.59 | 2,109.37 | | 9,334.29 | 1,768.67 | | 9,687.89 | 1,415.07 | 10,054.89 | 1,048.07 |
| June | payment | 11,102.96 | | 11,102.96 | | | 11,102.96 | | | 11,102.96 | | | 11,102.96 | | | |
| | principal/interest | | 8,692.22 | 2,410.74 | | | 9,021.50 | 2,081.46 | | 9,363.25 | 1,739.71 | | 9,717.95 | 1,385.01 | 10,086.09 | 1,016.87 |
| July | payment | 11,102.96 | | 11,102.96 | | | 11,102.96 | | | 11,102.96 | | | 11,102.96 | | | |
| | principal/interest | | 8,719.19 | 2,383.77 | | | 9,049.50 | 2,053.46 | | 9,392.31 | 1,710.65 | | 9,748.11 | 1,354.85 | 10,117.39 | 985.57 |
| August | payment | 11,102.96 | | 11,102.96 | | | 11,102.96 | | | 11,102.96 | | | 11,102.96 | | | |
| | principal/interest | | 8,746.25 | 2,356.71 | | | 9,077.58 | 2,025.38 | | 9,421.46 | 1,681.50 | | 9,778.36 | 1,324.60 | 10,148.79 | 954.17 |
| September | payment | 11,102.96 | | 11,102.96 | | | 11,102.96 | | | 11,102.96 | | | 11,102.96 | | | |
| | principal/interest | | 8,773.39 | 2,329.57 | | | 9,105.75 | 1,997.21 | | 9,450.70 | 1,652.26 | | 9,808.71 | 1,294.25 | 10,180.28 | 922.68 |
| Total Proposed Payments Per Year | | | | | | | | | | | | | | | | |
| Total Payments | | 932,648.64 | 99,926.64 | | 133,235.52 | | | 133,235.52 | | | 133,235.52 | | | 133,235.52 | | |
| Total Principal | | 817,515.25 | | 75,622.54 | | | 107,428.78 | | | 111,498.42 | | | 115,722.20 | | 120,106.03 | |
| Total Interest | | 115,133.39 | | 24,304.10 | | | 25,806.74 | | | 21,737.10 | | | 17,513.32 | | 13,129.49 | |
| Projected Balance Year End | | | | | | | | | | | | | | | | |
| | | 832,722.00 | | | 699,486.48 | | | 566,250.96 | | | 433,015.44 | | | 299,779.92 | | |

GILLESPIE COUNTY, TEXAS
 Capital Assets Lease/Purchase ... Contract ----, October.2017
 Road & Bridge Departments

ACTUAL Payments

| FY2023 | | | FY2024 | | | FY2025 | | |
|---------------|------------|----------|---------------|------------|----------|---------------|-----------|----------|
| Total Payment | Principal | Interest | Total Payment | Principal | Interest | Total Payment | Principal | Interest |
| 299,779.92 | | | 166,544.40 | | | 33,308.88 | | |
| 11,102.96 | | | 11,102.96 | | | 11,102.96 | | |
| | 10,211.88 | 891.08 | | 10,598.73 | 504.23 | | 11,000.23 | 102.73 |
| 11,102.96 | | | 11,102.96 | | | 11,102.96 | | |
| | 10,243.57 | 859.39 | | 10,631.62 | 471.34 | | 11,034.37 | 68.59 |
| 11,102.96 | | | 11,102.96 | | | 11,102.96 | | |
| | 10,275.36 | 827.60 | | 10,664.61 | 438.35 | | 11,068.58 | 34.38 |
| 11,102.96 | | | 11,102.96 | | | | | |
| | 10,307.25 | 795.71 | | 10,697.71 | 405.25 | | | |
| 11,102.96 | | | 11,102.96 | | | | | |
| | 10,339.23 | 763.73 | | 10,730.91 | 372.05 | | | |
| 11,102.96 | | | 11,102.96 | | | | | |
| | 10,371.32 | 731.64 | | 10,764.21 | 338.75 | | | |
| 11,102.96 | | | 11,102.96 | | | | | |
| | 10,403.50 | 699.46 | | 10,797.61 | 305.35 | | | |
| 11,102.96 | | | 11,102.96 | | | | | |
| | 10,435.79 | 667.17 | | 10,831.12 | 271.84 | | | |
| 11,102.96 | | | 11,102.96 | | | | | |
| | 10,468.18 | 634.78 | | 10,864.73 | 238.23 | | | |
| 11,102.96 | | | 11,102.96 | | | | | |
| | 10,500.66 | 602.30 | | 10,898.45 | 204.51 | | | |
| 11,102.96 | | | 11,102.96 | | | | | |
| | 10,533.25 | 569.71 | | 10,932.27 | 170.69 | | | |
| 11,102.96 | | | 11,102.96 | | | | | |
| | 10,565.94 | 537.02 | | 10,966.20 | 136.76 | | | |
| 133,235.52 | | | 133,235.52 | | | 33,308.88 | | |
| | 124,655.93 | | | 129,378.17 | | | 33,103.18 | |
| | | 8,579.59 | | | 3,857.35 | | | 205.70 |
| 166,544.40 | | | 33,308.88 | | | (0.00) | | |

| ACTUAL Payments | | FY2018 | | | FY2019 | | |
|--|--------------------|---------------|-----------|-----------|---------------|-----------|----------|
| | | Total Payment | Principal | Interest | Total Payment | Principal | Interest |
| Balance At Year Start | | 313,262.40 | | | 224,438.72 | | |
| October | payment | | | | 0.00 | | |
| | principal/interest | | | | | | |
| November | payment | | | | 0.00 | | |
| | principal/interest | | | | | | |
| December | payment | 11,102.96 | | | 0.00 | | |
| | principal/interest | | 6,190.71 | 4,912.25 | | | |
| January | payment | 11,102.96 | | | 0.00 | | |
| | principal/interest | | 8,585.15 | 2,517.81 | | | |
| February | payment | 11,102.96 | | | 0.00 | | |
| | principal/interest | | 8,611.79 | 2,491.17 | | | |
| March | payment | 11,102.96 | | | 0.00 | | |
| | principal/interest | | 8,638.51 | 2,464.45 | | | |
| April | payment | 11,102.96 | | | 0.00 | | |
| | principal/interest | | 8,665.33 | 2,437.63 | | | |
| May | payment | 11,102.96 | | | 0.00 | | |
| | principal/interest | | 8,692.22 | 2,410.74 | | | |
| June | payment | 11,102.96 | | | 0.00 | | |
| | principal/interest | | 8,719.19 | 2,383.77 | | | |
| July | payment | 11,102.96 | | | 0.00 | | |
| | principal/interest | | 8,746.26 | 2,356.70 | | | |
| August | payment | 0.00 | | | 0.00 | | |
| | principal/interest | | | | | | |
| September | payment | 0.00 | | | 0.00 | | |
| | principal/interest | | | | | | |
| Total Payments as of Current Date | | | | | | | |
| Total Payments | | 88,823.68 | | | 0.00 | | |
| Principal | | | 66,849.16 | | | 0.00 | |
| Interest | | | | 21,974.52 | | | 0.00 |
| Balance as of Current Period | | | | | | | |
| | | 224,438.72 | | | 224,438.72 | | |

GILLESPIE COUNTY, TEXAS
Public Property Finance ... Contract 6774, October 24, 2014
Sheriff Office ... Law Enforcement Radio System Upgrade

ACTUAL Payments

| ACTUAL Payments | FY2016 | | | FY2017 | | | FY2018 | | |
|--------------------------------------|--------------------|-----------|------------|------------------|------------|-----------|------------------|-----------|-----------|
| | Total Payment | Principal | Interest | Total Payment | Principal | Interest | Total Payment | Principal | Interest |
| Balance Year Start | 623,572.07 | | | 555,003.71 | | | 486,435.35 | | |
| October | payment | 5,714.03 | | 5,714.03 | | | 5,714.03 | | |
| | principal/interest | | 4,141.76 | 1,572.27 | 4,291.13 | 1,422.90 | | 4,445.88 | 1,268.15 |
| November | payment | 5,714.03 | | 5,714.03 | | | 5,714.03 | | |
| | principal/interest | | 4,154.01 | 1,560.02 | 4,303.81 | 1,410.22 | | 4,459.02 | 1,255.01 |
| December | payment | 5,714.03 | | 5,714.03 | | | 5,714.03 | | |
| | principal/interest | | 4,166.29 | 1,547.74 | 4,316.54 | 1,397.49 | | 4,472.21 | 1,241.82 |
| January | payment | 5,714.03 | | 5,714.03 | | | 5,714.03 | | |
| | principal/interest | | 4,178.61 | 1,535.42 | 4,329.30 | 1,384.73 | | 4,485.43 | 1,228.60 |
| February | payment | 5,714.03 | | 5,714.03 | | | 5,714.03 | | |
| | principal/interest | | 4,190.96 | 1,523.07 | 4,342.10 | 1,371.93 | | 4,498.69 | 1,215.34 |
| March | payment | 5,714.03 | | 5,714.03 | | | 5,714.03 | | |
| | principal/interest | | 4,203.35 | 1,510.68 | 4,354.94 | 1,359.09 | | 4,511.99 | 1,202.04 |
| April | payment | 5,714.03 | | 5,714.03 | | | 5,714.03 | | |
| | principal/interest | | 4,215.78 | 1,498.25 | 4,367.82 | 1,346.21 | | 4,525.33 | 1,188.70 |
| May | payment | 5,714.03 | | 5,714.03 | | | 5,714.03 | | |
| | principal/interest | | 4,228.25 | 1,485.78 | 4,380.73 | 1,333.30 | | 4,538.71 | 1,175.32 |
| June | payment | 5,714.03 | | 5,714.03 | | | 5,714.03 | | |
| | principal/interest | | 4,240.75 | 1,473.28 | 4,393.68 | 1,320.35 | | 4,552.13 | 1,161.90 |
| July | payment | 5,714.03 | | 5,714.03 | | | 5,714.03 | | |
| | principal/interest | | 4,253.29 | 1,460.74 | 4,406.67 | 1,307.36 | | 4,565.59 | 1,148.44 |
| August | payment | 5,714.03 | | 5,714.03 | | | 5,714.03 | | |
| | principal/interest | | 4,265.86 | 1,448.17 | 4,419.70 | 1,294.33 | | | |
| September | payment | 5,714.03 | | 5,714.03 | | | 5,714.03 | | |
| | principal/interest | | 4,278.48 | 1,435.55 | 4,432.77 | 1,281.26 | | | |
| Total Payments Current Period | | | | | | | | | |
| | Total Payments | 68,568.36 | | 68,568.36 | | | 57,140.30 | | |
| | Principal | | 50,517.39 | | 52,339.19 | | | 45,054.98 | |
| | Interest | | | 18,050.97 | | 16,229.17 | | | 12,085.32 |
| Balance Current Period | | | | | | | | | |
| | | | 555,003.71 | | 486,435.35 | | 429,295.05 | | |

County of Gillespie
 District Clerk Bond / Trust Recap
 October 2017 - September 2018
 Funds Managed by County Treasurer

| Cause Description | Cause No | Initial Investment Face Value | Prior Interest | | Current Year Interest | | | | | | | | | | | | | Cause Description | Released Investments | Current Balances | Current Year Interest | Total Interest |
|------------------------------------|----------|----------------------------------|-------------------|------------------|--|----------|----------|----------|----------|----------|----------|----------|----------|----------|----------|----------|--|--------------------------------|----------------------|------------------|-----------------------|----------------|
| | | | Adjusted Interest | TexPool Interest | TexPool Account | | | | | | | | | | | | | | | | | |
| | | | | | Oct.2017 | Nov.2017 | Dec.2017 | Jan.2018 | Feb.2018 | Mar.2018 | Apr.2018 | May.2018 | Jun.2018 | Jul.2018 | Aug.2018 | Sep.2018 | | | | | | |
| Sonstegard / Curtis | 2705 | 1,000.00 | 792.80 | 31.52 | closed 05 2004/transfered to District Clerk Acct 117 | | | | | | | | | | | | | Sonstegard / Curtis | 1,824.32 | | | 824.32 |
| State v Montagnino | 4073 | 10,000.00 | 43.82 | 171.08 | closed 04 2004 | | | | | | | | | | | | | State v Montagnino | 10,214.90 | | | 214.90 |
| State v Chow | 4232 | 10,000.00 | | 31.34 | closed 05 2004/transfered to District Clerk Acct 117 | | | | | | | | | | | | | State v Chow | 10,031.34 | | | 31.34 |
| State v Loui | 4233 | 10,000.00 | | 25.50 | closed 04 2004 | | | | | | | | | | | | | State v Loui | 10,025.50 | | | 25.50 |
| State v Duecker | 4261 | 20,000.00 | | 33.03 | closed 05 2004/transfered to District Clerk Acct 117 | | | | | | | | | | | | | State v Duecker | 20,033.03 | | | 33.03 |
| State v Duecker | 4262 | 20,000.00 | | 33.03 | closed 05 2004/transfered to District Clerk Acct 117 | | | | | | | | | | | | | State v Duecker | 20,033.03 | | | 33.03 |
| Wheatcraft v Meier | 6978 | 500.00 | 236.07 | 167.85 | 0.79 | 0.78 | 0.90 | 1.00 | 0.94 | 1.17 | 1.25 | 1.33 | 1.36 | 1.47 | | | | 914.91 | 10.99 | 414.91 | | |
| Munsell Meier v Robinson | 7227 | 1,000.00 | 390.71 | 254.33 | closed 03.11.2008 | | | | | | | | | | | | | Munsell Meier v Robinson | 1,645.04 | | | 645.04 |
| Pauls v Bird | 8623 | 500.00 | 77.66 | 131.73 | 0.62 | 0.61 | 0.71 | 0.78 | 0.73 | 0.92 | 0.98 | 1.04 | 1.06 | 1.15 | | | | 717.99 | 8.60 | 217.99 | | |
| Pruitt v Danes | 8764 | 1,000.00 | 128.41 | 16.95 | closed 02 2004 | | | | | | | | | | | | | Pruitt v Danes | 1,145.36 | | | 145.36 |
| Damron (Investment) | 8766 | 500.00 | | 24.86 | closed 10 2005 | | | | | | | | | | | | | Damron (Investment) | 524.86 | | | 24.86 |
| Tin Star Ranch | 9411 | 500.00 | 5.37 | 32.96 | closed 02 03 2006 | | | | | | | | | | | | | Tin Star Ranch | 538.33 | | | 38.33 |
| Hearne & Phillips | 9461 | 100.00 | 1.07 | 23.04 | 0.11 | 0.11 | 0.12 | 0.14 | 0.13 | 0.16 | 0.17 | 0.18 | 0.19 | 0.20 | | | | 125.62 | 1.51 | 25.62 | | |
| Haggard v Schroeder | 9666 | 500.00 | 1.19 | 114.24 | 0.54 | 0.53 | 0.62 | 0.68 | 0.64 | 0.80 | 0.85 | 0.90 | 0.92 | 1.00 | | | | 622.91 | 7.48 | 122.91 | | |
| Staats v Tonn | 9752 | 1,000.00 | | 17.85 | closed 12.2003 | | | | | | | | | | | | | Staats v Tonn | 1,017.85 | | | 17.85 |
| Silver Deer v Senkbeil | 10010 | 100.00 | | 21.79 | 0.11 | 0.11 | 0.12 | 0.13 | 0.13 | 0.16 | 0.17 | 0.18 | 0.18 | 0.20 | | | | 123.28 | 1.49 | 23.28 | | |
| Ankem v Woods & Schmidt | 10154 | 1,000.00 | | 55.01 | closed 03 06 2006 | | | | | | | | | | | | | Ankem v Woods & Schmidt | 1,055.01 | | | 55.01 |
| Sledge v Jones | 10370 | 1,000.00 | | 202.54 | 1.05 | 1.04 | 1.20 | 1.33 | 1.24 | 1.56 | 1.66 | 1.77 | 1.81 | 1.95 | | | | 1,217.15 | 14.61 | 217.15 | | |
| Whitewood v Hartel | 10373 | 100.00 | | 20.30 | 0.11 | 0.10 | 0.12 | 0.13 | 0.12 | 0.16 | 0.17 | 0.18 | 0.18 | 0.20 | | | | 121.77 | 1.47 | 21.77 | | |
| Ballard v Keidel | 10412 | 1,000.00 | | 4.31 | closed 12 2004 | | | | | | | | | | | | | Ballard v Keidel | 1,004.31 | | | 4.31 |
| Parker/Roscoe L | 10522 | 23,800.00 | | 2,639.22 | closed 07 12 2007 | | | | | | | | | | | | | Parker/Roscoe L | 26,439.22 | | | 2,639.22 |
| Harris v Fourton (dba Silver Deer) | 10779 | 1,000.00 | | 163.48 | 1.02 | 1.01 | 1.16 | 1.29 | 1.20 | 1.50 | 1.61 | 1.71 | 1.75 | 1.89 | | | | 1,177.62 | 14.14 | 177.62 | | |
| Fonder v Salinas | 10930 | 200.00 | | 29.76 | 0.20 | 0.20 | 0.23 | 0.25 | 0.24 | 0.30 | 0.32 | 0.34 | 0.35 | 0.37 | | | | 232.56 | 2.80 | 32.56 | | |
| City of Fbg v Penick | 10970 | 274,045.00 | | 118.40 | closed 09 21 2006 | | | | | | | | | | | | | City of Fbg v Penick | 274,163.40 | | | 118.40 |
| A J Waight v LCRA | 11042 | 250.00 | | 1.06 | closed 07 20 2006 | | | | | | | | | | | | | A J Waight v LCRA | 251.06 | | | 1.06 |
| Jenschke v Friedrich | 11228 | 1,000.00 | | 15.72 | closed 06 01 2007 | | | | | | | | | | | | | Jenschke v Friedrich | 1,015.72 | | | 15.72 |
| Quest Oil v Wallen and B&B Oil | 11259 | 1,000.00 | | 74.17 | closed 03 24 2011 | | | | | | | | | | | | | Quest Oil v Wallen and B&B Oil | 1,074.17 | | | 74.17 |
| Cornerstone v Parker | 11336 | 1,000.00 | | 63.26 | 0.93 | 0.92 | 1.06 | 1.18 | 1.10 | 1.38 | 1.47 | 1.56 | 1.60 | 1.72 | | | | 1,076.18 | 12.92 | 76.18 | | |
| Irwin vs Irwin | 11399 | 303,022.74 | | 3,310.61 | closed 06 07 2011 | | | | | | | | | | | | | Irwin vs Irwin | 306,333.35 | | | 3,310.61 |
| Herb Venture v Varney | 11703 | 250.00 | | 6.62 | 0.22 | 0.22 | 0.26 | 0.28 | 0.27 | 0.33 | 0.35 | 0.38 | 0.39 | 0.42 | | | | 259.74 | 3.12 | 9.74 | | |
| Dolezal vs Dolezal | 11812 | 1,000.00 | | 7.95 | closed 10 2012 | | | | | | | | | | | | | Dolezal vs Dolezal | 1,007.95 | | | 7.95 |

County of Gillespie
 District Clerk Bond / Trust Recap
 October 2017 - September 2018
 Funds Managed by County Treasurer

| Cause Description | Cause No | Initial Investment Face Value | Prior Interest | | Current Year Interest | | | | | | | | | | | | | Cause Description | Released Investments | Current Balances | Current Year Interest | Total Interest |
|--|----------|----------------------------------|---|------------------|-----------------------|---|--------------|--------------|--------------|--------------|--------------|--------------|--------------|--------------|--------------|-------------|-------------|--|----------------------|------------------|-----------------------|------------------|
| | | | Adjusted Interest | TexPool Interest | TexPool Account | | | | | | | | | | | | | | | | | |
| | | | | | Oct.2017 | Nov.2017 | Dec.2017 | Jan.2018 | Feb.2018 | Mar.2018 | Apr.2018 | May.2018 | Jun.2018 | Jul.2018 | Aug.2018 | Sep.2018 | | | | | | |
| Bredemus and J&B Cheese v Just | 11877 | 1,000.00 | | 19.74 | 0.89 | 0.88 | 1.02 | 1.13 | 1.06 | 1.32 | 1.41 | 1.50 | 1.53 | 1.65 | | | | Bredemus and J&B Cheese v Just | | 1,032.13 | 12.39 | 32.13 |
| Prause &Thompson v Bierschwale | 11897 | 100.00 | | 1.90 | 0.09 | 0.09 | 0.10 | 0.11 | 0.11 | 0.13 | 0.14 | 0.15 | 0.15 | 0.17 | | | | Prause &Thompson v Bierschwale | | 103.14 | 1.24 | 3.14 |
| Rutherford v Rather & Kamp | 11904 | 100.00 | | 1.90 | 0.09 | 0.09 | 0.10 | 0.11 | 0.11 | 0.13 | 0.14 | 0.15 | 0.15 | 0.17 | | | | Rutherford v Rather & Kamp | | 103.14 | 1.24 | 3.14 |
| Querner v Lester | 11928A | 1,000.00 | | 9.14 | closed 06.26.2017 | | | | | | | | | | | | | Querner v Lester | 1,009.14 | | | 9.14 |
| TexHillCo EmployeesC.U. vs Beckmann | 12195 | 100.00 | | 0.05 | closed 01.19.2010 | | | | | | | | | | | | | TexHillCo EmployeesC.U. vs Beckmann | 100.05 | | | 0.05 |
| Fulton v Coleman | 12209 | 500.00 | | 8.05 | 0.45 | 0.44 | 0.51 | 0.56 | 0.53 | 0.66 | 0.70 | 0.75 | 0.76 | 0.85 | | | | Fulton v Coleman | | 514.26 | 6.21 | 14.26 |
| IBT Int v Grammer | 12228 | 115,000.00 | | 130.48 | closed 06.2014 | | | | | | | | | | | | | IBT Int v Grammer | 115,130.48 | | | 130.48 |
| Ferrell vs Hall, Executor Estate of Klein, Deceased | 12369 | 500.00 | | 0.60 | closed 12.27.2010 | | | | | | | | | | | | | Ferrell vs Hall, Executor Estate of Klein, Deceased | 500.60 | | | 0.60 |
| Baby vs Doggett | 12603 | 400.00 | | 0.35 | closed 02.14.2012 | | | | | | | | | | | | | Baby vs Doggett | 400.35 | | | 0.35 |
| Cover v Chase Bank | 12964 | 100.00 | | 1.10 | 0.09 | 0.09 | 0.10 | 0.11 | 0.10 | 0.13 | 0.14 | 0.15 | 0.15 | 0.16 | | | | Cover v Chase Bank | | 102.32 | 1.22 | 2.32 |
| Balero v Federal Home Mortaae | 13025 | 250.00 | | 2.99 | 0.22 | 0.22 | 0.25 | 0.28 | 0.26 | 0.33 | 0.35 | 0.37 | 0.38 | 0.41 | | | | Balero v Federal Home Mortgage | | 256.06 | 3.07 | 6.06 |
| LCRA vs TRT Ranch | 13119 | 949,500.00 | | 45.58 | closed 09.10.2013 | | | | | | | | | | | | | LCRA vs TRT Ranch | 949,545.58 | | | 45.58 |
| LCRA vs Oehler | 13120 | 195,000.00 | | 9.36 | closed 09.10.2013 | | | | | | | | | | | | | LCRA vs Oehler | 195,009.36 | | | 9.36 |
| LCRA vs Wahrmond | 13121 | 177,000.00 | | 8.49 | closed 09.10.2013 | | | | | | | | | | | | | LCRA vs Wahrmond | 177,008.49 | | | 8.49 |
| Collins, Estate of Smith v Bank of America | 13203 | 500.00 | | 5.84 | 0.44 | 0.44 | 0.51 | 0.56 | 0.52 | 0.65 | 0.70 | 0.74 | 0.76 | 0.82 | | | | Collins, Estate of Smith v Bank of America | | 511.98 | 6.14 | 11.98 |
| Whatley, et al vs Live Springs, et al | 13291 | 500.00 | | 5.61 | 0.44 | 0.44 | 0.51 | 0.56 | 0.52 | 0.65 | 0.70 | 0.74 | 0.76 | 0.82 | | | | Whatley, et al vs Live Springs, et al | | 511.75 | 6.14 | 11.75 |
| Bruce Kneese vs New York Life Insurance and Annuity Corp, et | 13320 | 951.17 | opened 03.03.2014 | 0.30 | closed 03.05.2015 | | | | | | | | | | | | | Bruce Kneese vs New York Life Insurance and Annuity Corp, et al | 951.47 | | | 0.30 |
| Hampton vs Spornhauer | 13343 | 2,000.00 | | 22.38 | 1.77 | 1.75 | 2.02 | 2.24 | 2.09 | 2.62 | 2.79 | 2.97 | 3.03 | 3.28 | | | | Hampton vs Spornhauer | | 2,046.94 | 24.56 | 46.94 |
| Kerrville Professional Properties LTD ... vs Friendship Village Owner's Asn, Inc ... | 13640 | | per District Clerk ... case settled ... awaiting court order to release ... 03.03.2014 ... LL | | | | | | | | | | | | | | | Kerrville Professional Properties LTD ... vs Friendship Village Owner's Asn, Inc ... | 0.00 | | | 0.00 |
| In the Matter of the Marriage of Roxanne L Pennington & Gerard M Pennington and In the Interest of Sarah Pennington & Matthew Pennington, Children | 13683 | 500.00 | opened 03.03.2014 | 5.25 | 0.44 | 0.44 | 0.51 | 0.56 | 0.52 | 0.65 | 0.70 | 0.74 | 0.76 | 0.82 | | | | In the Matter of the Marriage of Roxanne L Pennington & Gerard M Pennington and In the Interest of Sarah Pennington & Matthew Pennington, Children | | 511.39 | 6.14 | 11.39 |
| Berry vs Cardash | 13859 | 500,984.49 | opened 09.11.2014 | 159.13 | closed 2015.06.11 | | | | | | | | | | | | | Berry vs Cardash | 501,143.62 | | | 159.13 |
| Berry vs Cardash ... TRO | 13859TRC | 5,000.00 | opened 09.11.2014 | 52.09 | 4.43 | 4.36 | 5.06 | 5.61 | 5.20 | 6.53 | 6.95 | 7.39 | 7.57 | 8.17 | | | | Berry vs Cardash ... TRO | | 5,113.36 | 61.27 | 113.36 |
| Roscoe L Parker Guardianship | 10522(a) | 7,500.00 | | 587.17 | closed 07.12.2007 | | | | | | | | | | | | | Roscoe L Parker Guardianship | 8,087.17 | | | 587.17 |
| State v Farmer | 3870A | 4,000.00 | | 504.78 | 67.71 | closed 05.2004/transferred to District Clerk Acct 117 | | | | | | | | | | | | | | 4,572.49 | | 572.49 |
| State v Farmer | 3870B | 1,000.00 | | 126.19 | 19.89 | closed 05.2004/transferred to District Clerk Acct 117 | | | | | | | | | | | | | | 1,146.08 | | 146.08 |
| Damron (trust) | 8766(A) | 26,278.61 | | 92.83 | closed 01.2005 | | | | | | | | | | | | | Damron (trust) | 26,371.44 | | | 92.83 |
| Totals | | 2,676,132.01 | | 2,308.07 | 9,101.44 | 15.05 | 14.87 | 17.19 | 19.02 | 17.76 | 22.24 | 23.72 | 25.22 | 25.79 | 27.89 | 0.00 | 0.00 | Totals | 2,670,354.07 | 17,396.20 | 208.75 | 11,618.26 |

County of Gillespie
County Clerk Holding Account Recap
 October 2017 -September 2018
 Funds Managed by County Treasurer

| Cause | Investment Face Value | Prior Interest Adjusted Interest | TexPool Interest | Current Year Interest TexPool Account | | | | | | | | | | | | Released Investment | Current Balances | Total Interest FY2018 | | | | |
|---|-----------------------|----------------------------------|------------------|---|---------------|---------------|---------------|---------------|---------------|---------------|---------------|---------------|---------------|-------------|-------------|---------------------|---|-----------------------|----------------------------------|-----------------|------|--|
| | | | | Oct.2017 | Nov.2017 | Dec.2017 | Jan.2018 | Feb.2018 | Mar.2018 | Apr.2018 | May.2018 | Jun.2018 | Jul.2018 | Aug.2018 | Sep.2018 | | | | | | | |
| Cause 9145 Doyle/Michael J Guardianship additional funds added July.2013 of \$682.40 to original face of \$119,517.83 or \$120,200.23 principal | 120,200.23 | | 1,532.25 | 106.67 | 105.19 | 121.88 | 134.67 | 125.97 | 157.45 | 168.18 | 178.75 | 182.86 | 197.41 | | | | Cause 9145 Doyle/Michael J Guardianship additional funds added July.2013 of \$682.40 to original face of \$119,517.83 or \$120,200.23 principal | 0.00 | 123,211.51 | 1,479.03 | | |
| Cause 8132 Roscoe L Parker | 7,500.00 | | 97.71 | 04.2006 account closed case transferred to District Court | | | | | | | | | | | | | | | Cause 8132 Roscoe L Parker | 7,597.71 | 0.00 | |
| Cause 8321 David Eugene Reynolds | 100,000.00 | | 11,872.07 | closed 07.14.2006 | | | | | | | | | | | | | | | Cause 8321 David Eugene Reynolds | 111,872.07 | 0.00 | |
| | | | | | | | | | | | | | | | | | | | | | | |
| | | | | | | | | | | | | | | | | | | | | | | |
| | | | | | | | | | | | | | | | | | | | | | | |
| Investment Totals | 107,500.00 | 0.00 | 13,502.03 | 106.67 | 105.19 | 121.88 | 134.67 | 125.97 | 157.45 | 168.18 | 178.75 | 182.86 | 197.41 | 0.00 | 0.00 | | Investment Totals | 119,469.78 | 123,211.51 | 1,479.03 | | |

GILLESPIE COUNTY TEXAS

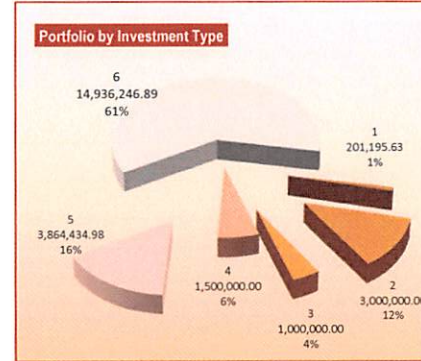
Investment Performance Summary
Certificate of Deposits

| Financial Institution | FY2009 | | | | | | | | | | | | Year To Date | | |
|--|-----------|-----------|-----------|-----------|-----------|-----------|-----------|-----------|-----------|-----------|-----------|-----------|-----------------------------|-----------------------|-----------------------|
| | Oct | Nov | Dec | Jan | Feb | Mar | Apr | May | Jun | Jul | Aug | Sep | | | |
| Blanco National Bank | | | | | | | | | | | | | | | |
| Certificate of Deposits ... held at face value | | | | | | | | | | | | | Blanco National Bank | | |
| Amount of Investment | 1,700,000 | 1,700,000 | 1,700,000 | 1,700,000 | 1,700,000 | 1,700,000 | 2,200,000 | 2,200,000 | 2,200,000 | 2,200,000 | 2,200,000 | 2,200,000 | 1,950,000 | Average Investment | |
| Average Interest Rate | 4.0412 | 3.6618 | 3.5353 | 3.2294 | 3.1500 | 3.0147 | 2.8682 | 2.7864 | 2.7864 | 2.7455 | 2.6932 | 2.6409 | 3.0961 | Average Interest Rate | |
| Earned Interest | 5,810.95 | 5,834.80 | 5,116.43 | 5,104.40 | 4,634.27 | 4,136.41 | 4,352.75 | 5,385.78 | 5,206.30 | 5,038.38 | 5,129.86 | 5,032.19 | 60,782.52 | Earned Interest | |
| Security State Bank & Trust | | | | | | | | | | | | | | | |
| Certificate of Deposits ... held at face value | | | | | | | | | | | | | Security State Bank & Trust | | |
| Amount of Investment | 900,000 | 900,000 | 900,000 | 900,000 | 900,000 | 900,000 | 400,000 | 400,000 | 400,000 | 400,000 | 400,000 | 400,000 | 650,000 | Average Investment | |
| Average Interest Rate | 3.0300 | 3.0300 | 3.0300 | 3.0300 | 2.4300 | 2.4300 | 2.2875 | 2.0500 | 2.0500 | 2.0500 | 2.0500 | 2.0500 | 2.4598 | Average Interest Rate | |
| Earned Interest | 1,984.94 | 2,305.90 | 2,231.52 | 2,305.90 | 2,297.68 | 1,860.84 | 2,051.10 | 752.07 | 696.44 | 673.99 | 696.44 | 696.44 | 18,553.26 | Earned Interest | |
| Financial Institution | FY2008 | | | | | | | | | | | | Year To Date | | |
| | Oct | Nov | Dec | Jan | Feb | Mar | Apr | May | Jun | Jul | Aug | Sep | | | |
| Blanco National Bank | | | | | | | | | | | | | | | |
| Certificate of Deposits ... held at face value | | | | | | | | | | | | | Blanco National Bank | | |
| Amount of Investment | 1,600,000 | 1,600,000 | 1,600,000 | 1,600,000 | 1,600,000 | 1,700,000 | 1,700,000 | 1,700,000 | 1,700,000 | 1,700,000 | 1,700,000 | 1,700,000 | 1,658,333 | Average Investment | |
| Average Interest Rate | 5.5531 | 5.4875 | 5.4656 | 5.2313 | 5.1219 | 4.9382 | 4.8206 | 4.5559 | 4.5559 | 4.4235 | 4.2912 | 4.1588 | 4.8836 | Average Interest Rate | |
| Earned Interest | 7,331.57 | 7,546.16 | 7,216.49 | 7,427.24 | 7,085.44 | 6,534.39 | 7,129.97 | 6,735.65 | 6,577.93 | 6,365.77 | 6,386.84 | 6,195.75 | 82,533.20 | Earned Interest | |
| Security State Bank & Trust | | | | | | | | | | | | | | | |
| Certificate of Deposits ... held at face value | | | | | | | | | | | | | Security State Bank & Trust | | |
| Amount of Investment | 300,000 | 300,000 | 800,000 | 800,000 | 800,000 | 300,000 | 800,000 | 800,000 | 800,000 | 800,000 | 800,000 | 800,000 | 675,000 | Average Investment | |
| Average Interest Rate | 5.4483 | 5.4483 | 5.0863 | 4.6288 | 3.4463 | 3.9283 | 3.6963 | 3.0375 | 3.0375 | 3.0375 | 3.0375 | 3.0375 | 3.9058 | Average Interest Rate | |
| Earned Interest | 1,343.43 | 1,388.20 | 1,343.43 | 3,288.46 | 3,050.05 | 2,293.02 | 1,000.92 | 2,201.52 | 2,051.10 | 1,984.94 | 2,051.10 | 2,051.10 | 24,047.27 | Earned Interest | |
| Financial Institution | FY2007 | | | | | | | | | | | | Year To Date | | |
| | Oct | Nov | Dec | Jan | Feb | Mar | Apr | May | Jun | Jul | Aug | Sep | | | |
| Blanco National Bank | | | | | | | | | | | | | | | |
| Certificate of Deposits ... held at face value | | | | | | | | | | | | | Blanco National Bank | | |
| Amount of Investment | 1,300,000 | 1,400,000 | 1,400,000 | 1,600,000 | 1,600,000 | 1,600,000 | 1,600,000 | 1,600,000 | 1,600,000 | 1,600,000 | 1,600,000 | 1,600,000 | 1,541,667 | Average Investment | |
| Average Interest Rate | 5.1615 | 5.3143 | 5.3679 | 5.4563 | 5.5000 | 5.5313 | 5.5563 | 5.5655 | 5.5875 | 5.5875 | 5.5813 | 5.5750 | 5.4820 | Average Interest Rate | |
| Earned Interest | 5,404.13 | 5,698.91 | 6,115.12 | 6,382.63 | 7,352.09 | 6,813.15 | 7,516.46 | 7,306.91 | 7,592.89 | 7,348.01 | 7,592.89 | 7,584.39 | 82,707.58 | Earned Interest | |
| Security State Bank & Trust | | | | | | | | | | | | | | | |
| Certificate of Deposits ... held at face value | | | | | | | | | | | | | Security State Bank & Trust | | |
| Amount of Investment | 200,000 | 200,000 | 200,000 | 200,000 | 300,000 | 300,000 | 300,000 | 300,000 | 300,000 | 300,000 | 300,000 | 300,000 | 266,667 | Average Investment | |
| Average Interest Rate | 5.0950 | 5.0950 | 5.0950 | 5.0950 | 5.4167 | 5.4167 | 5.4167 | 5.4483 | 5.4483 | 5.4483 | 5.4483 | 5.4483 | 5.3226 | Average Interest Rate | |
| Earned Interest | 837.54 | 865.46 | 837.54 | 865.46 | 865.46 | 1,246.58 | 1,380.15 | 1,335.62 | 1,388.20 | 1,343.43 | 1,388.20 | 1,388.20 | 13,741.84 | Earned Interest | |
| Financial Institution | FY2006 | | | | | | | | | | | | Year To Date | | |
| | Oct | Nov | Dec | Jan | Feb | Mar | Apr | May | Jun | Jul | Aug | Sep | | | |
| Blanco National Bank | | | | | | | | | | | | | | | |
| Certificate of Deposits ... held at face value | | | | | | | | | | | | | Blanco National Bank | | |
| Amount of Investment | 1,200,000 | 1,200,000 | 1,200,000 | 1,200,000 | 1,200,000 | 1,200,000 | 1,300,000 | 1,300,000 | 1,300,000 | 1,300,000 | 1,300,000 | 1,300,000 | 1,250,000 | Average Investment | |
| Average Interest Rate | 3.0933 | 3.2767 | 3.6058 | 4.0142 | 4.1808 | 4.3290 | 4.3885 | 4.6731 | 4.6731 | 4.8080 | 4.9385 | 5.0680 | 4.2541 | Average Interest Rate | |
| Earned Interest | 3,050.96 | 3,339.50 | 3,556.44 | 3,883.06 | 4,091.15 | 3,848.66 | 4,412.19 | 4,689.04 | 4,726.43 | 4,993.12 | 5,308.21 | 5,455.61 | 51,354.37 | Earned Interest | |
| Security State Bank & Trust | | | | | | | | | | | | | | | |
| Certificate of Deposits ... held at face value | | | | | | | | | | | | | Security State Bank & Trust | | |
| Amount of Investment | 100,000 | 100,000 | 100,000 | 100,000 | 100,000 | 100,000 | 100,000 | 200,000 | 200,000 | 200,000 | 200,000 | 200,000 | 141,667 | Average Investment | |
| Average Interest Rate | 3.0000 | 3.0000 | 3.0000 | 3.0000 | 5.0000 | 5.0000 | 5.0000 | 5.0950 | 5.0950 | 5.0950 | 5.0950 | 5.0950 | 4.3729 | Average Interest Rate | |
| Earned Interest | 246.58 | 254.80 | 246.58 | 254.80 | 254.80 | 383.56 | 424.66 | 410.96 | 865.46 | 837.54 | 865.46 | 865.46 | 5,910.66 | Earned Interest | |
| Financial Institution | FY2005 | | | | | | | | | | | | Year To Date | | |
| | Oct | Nov | Dec | Jan | Feb | Mar | Apr | May | Jun | Jul | Aug | Sep | | | |
| Blanco National Bank | | | | | | | | | | | | | | | |
| Certificate of Deposits ... held at face value | | | | | | | | | | | | | Blanco National Bank | | |
| Amount of Investment | 1,200,000 | 1,200,000 | 1,200,000 | 1,200,000 | 1,200,000 | 1,200,000 | 1,200,000 | 1,200,000 | 1,200,000 | 1,200,000 | 1,200,000 | 1,200,000 | 1,200,000 | Average Investment | |
| Average Interest Rate | 1.8470 | 1.8600 | 1.8808 | 1.8808 | 2.0558 | 2.1558 | 2.2742 | 2.2742 | 2.5408 | 2.6575 | 2.8017 | 2.9267 | 2.2629 | Average Interest Rate | |
| Earned Interest | 1,814.02 | 1,895.70 | 1,855.10 | 1,916.93 | 2,095.26 | 1,984.55 | 2,288.18 | 2,243.02 | 2,583.80 | 2,626.85 | 2,855.39 | 2,985.79 | 25,049.33 | Earned Interest | |
| Security State Bank & Trust | | | | | | | | | | | | | | | |
| Certificate of Deposits ... held at face value | | | | | | | | | | | | | Security State Bank & Trust | | |
| Amount of Investment | | | | | 100,000 | 100,000 | 100,000 | 100,000 | 100,000 | 100,000 | 100,000 | 100,000 | 100,000 | 100,000 | Average Investment |
| Average Interest Rate | | | | | 3.0000 | 3.0000 | 3.0000 | 3.0000 | 3.0000 | 3.0000 | 3.0000 | 3.0000 | 3.0000 | 3.0000 | Average Interest Rate |
| Earned Interest | | | | | 0.00 | 230.14 | 230.14 | 246.58 | 254.80 | 246.58 | 254.80 | 254.80 | 254.80 | 1,717.84 | Earned Interest |

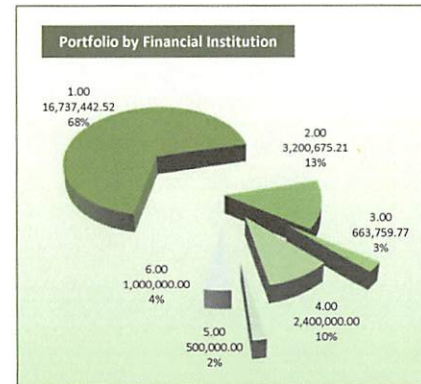
GILLESPIE COUNTY, TEXAS

Portfolio Asset Summary by Investment Type As of July 31, 2018 Of funds Managed by County Treasurer Office

| Financial Institution Account / Investment Type | Cash Balances As Of July 31, 2018 | |
|--|--------------------------------------|----------------------------------|
| Security State Bank & Trust County Depository | | |
| Checking Accounts | | |
| General ... multi-fund account | 11.01 | |
| COB 2001, GOB Series 2010 ... Interest & Sinking | 1.00 | |
| County Attorney Hot Check Fund | 17,980.39 | |
| Appellate Judicial ... CLOSED | 0.00 | |
| Justice of Peace No 1 | 42,861.03 | |
| Justice of Peace No 2 | 17,947.32 | |
| County Clerk Operating | 59,944.15 | |
| District Clerk Operating | 62,448.73 | |
| GOB Series 2013 ... Jail Project | 1.00 | |
| GOB Series 2013 ... Interest & Sinking | 1.00 | 201,195.63 |
| Sweep Accounts | | |
| General ... multi-fund account | 14,573,091.24 | |
| GOB Series 2013 ... Jail Project | 28,039.08 | |
| COB 2001, GOB Series 2010 ... Interest & Sinking | 36,409.73 | |
| GOB Series 2013 ... Interest & Sinking | 298,706.84 | 14,936,246.89 |
| Certificate of Deposit .. General Fund (10.) | | |
| Closed | 0.00 | |
| Closed | 0.00 | |
| Closed | 0.00 | |
| 10.29.2018 maturity | 100,000.00 | |
| Closed | 0.00 | |
| Closed | 0.00 | |
| 09.01.2019 maturity | 500,000.00 | 600,000.00 |
| Certificate of Deposit for Public Entities (CDARs) ... General Fund (10.) | | |
| 05.17.2018 maturity | 500,000.00 | |
| 04.18.2019 maturity | 500,000.00 | 1,000,000.00 \$ 16,737,442.52 |
| TexPool Investment Service for Public Funds | | |
| Investment Pool | | |
| General ... multi-fund account | 3,060,067.50 | |
| COB2001/Ref2010 Interest & Sinking | 0.00 | |
| District Clerk Holding In Trust | 17,396.20 | |
| County Clerk Holding In Trust | 123,211.51 | |
| GOB Series 2013 ... Jail Project | 0.00 | 3,200,675.21 \$ 3,200,675.21 |



| Portfolio by Investment Type As of July 31, 2018 | |
|---|--|
| 201,195.63 | Checking Accounts |
| 3,000,000.00 | Certificates of Deposit |
| 1,000,000.00 | Certificate of Deposit ... for Public Entities (CDARs) |
| 1,500,000.00 | Certificate of Deposit ... negotiated |
| 3,864,434.98 | Investment Pools ... Investment Service for Public Funds |
| 14,936,246.89 | Sweep Accounts |
| \$ 24,501,877.50 | Total |



| Portfolio by Financial Institution As of July 31, 2018 | |
|---|---|
| 1 16,737,442.52 | Security State Bank & Trust |
| 2 3,200,675.21 | TexPool |
| 3 663,759.77 | Texas Class |
| 4 2,400,000.00 | Texas Regional Bank |
| 5 500,000.00 | Multi-Bank Securities ... broker |
| 6 1,000,000.00 | Financial Northeastern Companies ... broker |
| \$ 24,501,877.50 | Total |

GILLESPIE COUNTY, TEXAS

Portfolio Asset Summary by Investment Type
As of July 31, 2018
Of funds Managed by County Treasurer Office

| Financial Institution Account / Investment Type | Cash Balances As Of July 31, 2018 | | |
|---|--------------------------------------|--------------|-------------------------|
| Texas Class | | | |
| Investment Service for Public Funds | | | |
| Investment Pool | | | |
| General ... multi fund account | 502,294.97 | | |
| GOB Series 2013 ... Jail Project | 161,464.80 | 663,759.77 | \$ 663,759.77 |
| Texas Regional Bank | | | |
| Certificate of Deposit .. General Fund (10.) | | | |
| 08.07.2019 maturity | 100,000.00 | | |
| 11.11.2019 maturity | 100,000.00 | | |
| 11.02.2019 maturity | 100,000.00 | | |
| 01.17.2020 maturity | 100,000.00 | | |
| 12.07.2019 maturity | 100,000.00 | | |
| 08.07.2019 maturity | 100,000.00 | | |
| 09.07.2019 maturity | 100,000.00 | | |
| closed | 0.00 | | |
| 11.28.2019 maturity | 300,000.00 | | |
| 07.02.2019 maturity | 100,000.00 | | |
| 08.02.2019 maturity | 100,000.00 | | |
| 09.02.2019 maturity | 100,000.00 | | |
| 10.18.2019 maturity | 200,000.00 | | |
| 08.22.2019 maturity | 100,000.00 | | |
| 10.30.2019 maturity | 100,000.00 | | |
| 10.30.2019 maturity | 100,000.00 | | |
| 12.04.2019 maturity | 100,000.00 | | |
| 10.01.2019 maturity | 300,000.00 | | |
| 09.01.2019 maturity | 100,000.00 | | |
| closed maturity | 0.00 | | |
| 06.15.2018 maturity | 100,000.00 | 2,400,000.00 | \$ 2,400,000.00 |
| Multi-Bank Securities ... broker | | | |
| Certificate of Deposit .. General Fund (10.) | | | |
| 12.07.2019 maturity | 250,000.00 | | |
| 12.15.2019 maturity | 250,000.00 | 500,000.00 | \$ 500,000.00 |
| Finanacial Northeastern Companies ... broker | | | |
| Certificate of Deposit .. General Fund (10.) | | | |
| 05.25.2019 maturity | 240,000.00 | | |
| 05.23.2019 maturity | 130,000.00 | | |
| 05.22.2019 maturity | 130,000.00 | | |
| 03.29.2019 maturity | 200,000.00 | | |
| 03.29.2019 maturity | 200,000.00 | | |
| 03.29.2019 maturity | 100,000.00 | 1,000,000.00 | \$ 1,000,000.00 |
| Total | | | \$ 24,501,877.50 |

GILLESPIE COUNTY, TEXAS

Portfolio Asset Summary vs. Security Holdings
 As of July 31, 2018

For Funds Held by the County Treasurer and All Fee Offices

| Financial Institution Account / Investment Type | Cash Balances as of July 31, 2018 | | Financial Institution Pledge / Security Holdings |
|--|--------------------------------------|----------------------|---|
| Security State Bank & Trust (SSB&T) County Depository | Account Balances | | Pledge / Security Holdings |
| County Treasurer Managed Accounts | | | |
| Checking Accounts | | | |
| General Checking ... multi-fund account | 11.01 | | |
| COB Series 2001, GORefunding 2010 ... Interest & Sinking | 1.00 | | |
| County Attorney Hot Check Fund | 17,980.39 | | |
| Appellate Judicial ... CLOSED | 0.00 | | |
| Justice of Peace No 1 | 42,861.03 | | |
| Justice of Peace No 2 | 17,947.32 | | |
| County Clerk Operating | 59,944.15 | | |
| District Clerk Operating | 62,448.73 | | |
| GOB Series 2013 ... Jail Project | 1.00 | | |
| GOB Series 2013 ... Interest & Sinking | 1.00 | <u>201,195.63</u> | |
| Sweep Accounts | | | |
| General ... multi-fund account | 14,573,091.24 | | |
| GOB Series 2013 ... Jail Project | 28,039.08 | | |
| COB Series 2001, GORefunding 2010 ... Interest & Sinking | 36,409.73 | | |
| GOB Series 2013 ... Interest & Sinking | <u>298,706.84</u> | <u>14,936,246.89</u> | |
| County Treasurer Managed Investments | | | |
| Certificates of Deposit .. General Fund (10.) | | | |
| Closed | 0.00 | | |
| Closed | 0.00 | | |
| Closed | 0.00 | | |
| 10.29.2018 maturity | 100,000.00 | | |
| Closed | 0.00 | | |
| Closed | 0.00 | | |
| 09.01.2019 maturity | <u>500,000.00</u> | <u>600,000.00</u> | |

GILLESPIE COUNTY, TEXAS

Portfolio Asset Summary vs. Security Holdings
 As of July 31, 2018

For Funds Held by the County Treasurer and All Fee Offices

| Financial Institution Account / Investment Type | Cash Balances as of July 31, 2018 | | Financial Institution Pledge / Security Holdings |
|--|--------------------------------------|------------|---|
| Security State Bank & Trust County Depository | Account Balances | | Pledge / Security Holdings |
| Tax Assessor-Collector Managed Accounts ... new accounts effective 01.01.2017 | | | |
| Checking Accounts | | | |
| TA-C Operating Account | 17,978.28 | | |
| TxP&WL | 8,561.43 | | |
| MVD | 177,366.50 | | |
| MVD Sales Tax | 75,397.09 | | |
| MVD Title | 3,106.68 | | |
| Road & Bridge Fee | 6,909.79 | 289,319.77 | |
| Tax Assessor-Collector Managed Accounts ... old accounts | | | |
| Checking Accounts | | | |
| TA-C Operating Account | 24,337.27 | | |
| TxP&WL | 551.60 | | |
| MVD | 0.00 | | |
| MVD Sales Tax | 863.52 | | |
| City of Fredericksburg Ad Valorem | 88.95 | | |
| MVD Title | 0.00 | | |
| Road & Bridge Fee | 6,094.39 | | |
| Fredericksburg ISD Ad Valorem | 7,590.13 | | |
| Escrow (Ad Valorem Property) | 33.84 | | |
| VIT (Vehicle Inventory Tax) Escrow | 1,572.56 | | |
| Harper ISD Ad Valorem | 15.73 | | |
| Gillespie County WCID Ad Valorem | 0.05 | | |
| Doss CCSD Ad Valorem | 0.00 | | |
| Stonewall WCID Ad Valorem | 0.00 | | |
| Hill Country Underground WCD Ad Valorem | 0.00 | | |
| Gillespie County Ad Valorem | 104.93 | 41,252.97 | |
| TAC Total | 330,572.74 | | |

GILLESPIE COUNTY, TEXAS

Portfolio Asset Summary vs. Security Holdings
As of July 31, 2018

For Funds Held by the County Treasurer and All Fee Offices

| Financial Institution Account / Investment Type | Cash Balances as of July 31, 2018 | | | | Financial Institution Pledge / Security Holdings |
|---|--------------------------------------|------------------|------------------|-----------------|--|
| Security State Bank & Trust County Depository | Account Balances | | | | Pledge / Security Holdings |
| County Clerk Managed Account | | | | | |
| Checking Account | | | | | |
| County Clerk Escrow | 51,832.48 | 51,832.48 | | | |
| Savings Account | | | | | |
| County Clerk Trust | 421.25 | 421.25 | | | |
| Sheriff Managed Account | | | | | |
| Checking Account | | | | | |
| Sheriff Bail Bond Account | 86,750.00 | | | | |
| Sheriff Inmate | 22,111.16 | | | | |
| Sheriff Commissary | 17,115.23 | 125,976.39 | | | |
| District Clerk Managed Account | | | | | |
| Checking Account | | | | | |
| District Clerk Trust | 410,334.56 | 410,334.56 | | | 23,528,203.76 SSB&T Pledged Securities..current face |
| | | | | | 24,304,896.72 SSB&T Pledged Securities..book value |
| | | | | | 24,026,780.74 SSB&T Pledged Securities..fair value |
| | | | | | 250,000.00 FDIC Coverage / Demand Deposits @ SSB&T |
| | | | | | 250,000.00 FDIC Coverage / Time Deposits @ SSB&T |
| | | \$ 16,656,579.94 | \$ 24,526,780.74 | | |
| Security State Bank & Trust County Depository | | | | | |
| County Treasurer Managed Investments | | | | | |
| Certificates of Deposit for Public Entities (CDARs) ... General Fund (10.) | | | | | |
| 05.17.2019 maturity | 500,000.00 | | | | |
| 06.15.2018 maturity | 500,000.00 | 1,000,000.00 | 1,000,000.00 | \$ 1,000,000.00 | 1,000,000.00 FDIC Coverage / under CDARS program |

GILLESPIE COUNTY, TEXAS

Portfolio Asset Summary vs. Security Holdings
As of July 31, 2018

For Funds Held by the County Treasurer and All Fee Offices

| Financial Institution Account / Investment Type | Cash Balances as of July 31, 2018 | | | | Financial Institution Pledge / Security Holdings |
|--|--------------------------------------|-----------------|-----------------|--------------|--|
| TexPool | | | | | |
| Investment Service for Public Funds | Account Balances | | | | Pledge / Security Holdings |
| County Treasurer Managed Investments | | | | | |
| Investment Pool Accounts | | | | | |
| General ... multi-fund account | 3,060,067.50 | | | | |
| Interest & Sinking - COB Series 2001/GOB Series 2010 | 0.00 | | | | |
| District Clerk Holding | 17,396.20 | | | | |
| County Clerk Holding | 123,211.51 | | | | |
| GOB Series 2013 ... Jail Project | 0.00 | \$ 3,200,675.21 | \$ 3,200,675.21 | 3,200,675.21 | |
| | | | | | Net Asset Value ... TexPool seeks to maintain a net asset value of \$1.00 (+/- 0.005 allowable) and is designed to be used for investments of funds which may be needed at any time. July 31, 2018, net asset value 0.99998 |
| Texas Class | | | | | |
| Investment Service for Public Funds | Account Balances | | | | Pledge / Security Holdings |
| County Treasurer Managed Investments | | | | | |
| Investment Pool Account | | | | | |
| General Account ... multi-fund account | 502,294.97 | | | | |
| GOB Series 2013 ... Jail Project | 161,464.80 | \$ 663,759.77 | \$ 663,759.77 | 663,759.77 | |
| | | | | | Net Asset Value ... Texas Class seeks to maintain a net asset value of \$1.00 (+/- 0.005 allowable) and is designed to be used for investments of funds which may be needed at any time. July 31, 2018, net asset value 1.00 |

GILLESPIE COUNTY, TEXAS

Portfolio Asset Summary vs. Security Holdings
As of July 31, 2018

For Funds Held by the County Treasurer and All Fee Offices

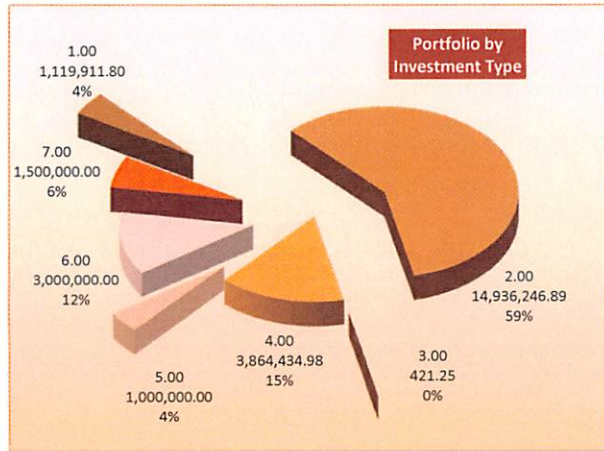
| Financial Institution Account / Investment Type | Cash Balances as of July 31, 2018 | | | Financial Institution Pledge / Security Holdings |
|--|--------------------------------------|--------------|-----------------|--|
| Texas Regional Bank (TRB) | Account Balances | | | Pledge / Security Holdings |
| County Treasurer Managed Investments | | | | |
| Certificates of Deposit .. General Fund (10.) | | | | |
| 08.07.2019 maturity | 100,000.00 | | | |
| 11.11.2019 maturity | 100,000.00 | | | |
| 11.02.2019 maturity | 100,000.00 | | | |
| 01.17.2020 maturity | 100,000.00 | | | |
| 12.07.2019 maturity | 100,000.00 | | | |
| 08.07.2019 maturity | 100,000.00 | | | |
| 09.07.2019 maturity | 100,000.00 | | | |
| closed | 0.00 | | | |
| 11.28.2019 maturity | 300,000.00 | | | |
| 07.02.2019 maturity | 100,000.00 | | | |
| 08.02.2019 maturity | 100,000.00 | | | |
| 09.02.2019 maturity | 100,000.00 | | | |
| 10.18.2019 maturity | 200,000.00 | | | |
| 08.22.2019 maturity | 100,000.00 | | | |
| 10.30.2019 maturity | 100,000.00 | | | |
| 10.30.2019 maturity | 100,000.00 | | | |
| 12.04.2019 maturity | 100,000.00 | | | |
| 10.01.2019 maturity | 300,000.00 | | | |
| 09.01.2019 maturity | 100,000.00 | | | |
| closed | 0.00 | | | |
| 06.15.2018 maturity | 100,000.00 | 2,400,000.00 | \$ 2,400,000.00 | \$ 2,717,939.53 |
| | | | | 5,250,000.00 TRB Pledged Securities..original face |
| | | | | 2,432,379.16 TRB Pledged Securities..par |
| | | | | 2,573,110.13 TRB Pledged Securities..book value |
| | | | | 2,467,939.53 TRB Pledged Securities..market value |
| | | | | 250,000.00 FDIC Coverage @ TRB |
| Multi-Bank Securities ... Broker | Account Balances | | | Pledge / Security Holdings |
| County Treasurer Managed Investments | | | | |
| Certificates of Deposit .. General Fund (10.) | | | | |
| 12.07.2019 maturity | 250,000.00 | | | |
| 12.15.2017 maturity | 250,000.00 | 500,000.00 | \$ 500,000.00 | \$ 500,000.00 |
| | | | | 500,000.00 FDIC Coverage under negotiable CD standards |
| Financial Northeastern Companies ... Broker | Account Balances | | | Pledge / Security Holdings |
| County Treasurer Managed Investments | | | | |
| Certificates of Deposit .. General Fund (10.) | | | | |
| 05.25.2019 maturity | 240,000.00 | | | |
| 05.23.2019 maturity | 130,000.00 | | | |
| 05.22.2019 maturity | 130,000.00 | | | |
| 03.29.2019 maturity | 200,000.00 | | | |
| 03.29.2019 maturity | 200,000.00 | | | |
| 03.29.2019 maturity | 100,000.00 | 1,000,000.00 | \$ 1,000,000.00 | \$ 1,000,000.00 |
| | | | | 1,000,000.00 FDIC Coverage under negotiable CD standards |

GILLESPIE COUNTY, TEXAS

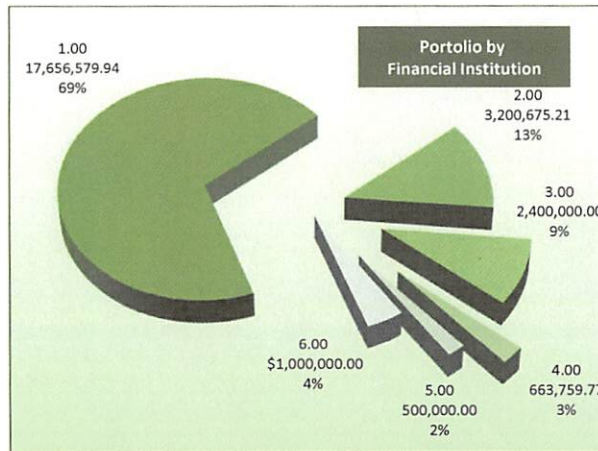
Portfolio Asset Summary vs. Security Holdings
As of July 31, 2018

For Funds Held by the County Treasurer and All Fee Offices

| Financial Institution Account / Investment Type | Cash Balances as of July 31, 2018 | Financial Institution Pledge / Security Holdings | | | | | | |
|---|--------------------------------------|---|------------------|------------------------|------------------|------------------|------------------------|------------------|
| <table border="1"> <thead> <tr> <th>Total Assets</th> <th>As Of July 31, 2018</th> <th>\$ 25,421,014.92</th> <th>\$ 33,609,155.25</th> <th>As Of July 31, 2018</th> <th>Total Securities</th> </tr> </thead> </table> | | | Total Assets | As Of July 31, 2018 | \$ 25,421,014.92 | \$ 33,609,155.25 | As Of July 31, 2018 | Total Securities |
| Total Assets | As Of July 31, 2018 | \$ 25,421,014.92 | \$ 33,609,155.25 | As Of July 31, 2018 | Total Securities | | | |



| | | |
|-------------------------|---------------|---|
| 1 | 1,119,911.80 | Checking Accounts |
| 2 | 14,936,246.89 | Sweep Accounts |
| 3 | 421.25 | Savings Accounts |
| 4 | 3,864,434.98 | Investment Pools ... Public Funds Investment Service |
| 5 | 1,000,000.00 | Certificates of Deposit ... for Public Entities (CDARs) |
| 6 | 3,000,000.00 | Certificates of Deposit |
| 7 | 1,500,000.00 | Certificates of Deposit ... negotiated |
| \$ 25,421,014.92 | | Total |



| | | |
|-------------------------|---------------|---|
| 1 | 17,656,579.94 | Security State Bank & Trust |
| 2 | 3,200,675.21 | TexPool |
| 3 | 2,400,000.00 | Texas Regional Bank |
| 4 | 663,759.77 | Texas Class |
| 5 | 500,000.00 | Multi-Bank Securities ... broker |
| 6 | 1,000,000.00 | Financial Northeastern Companies ... broker |
| \$ 25,421,014.92 | | Total |

GILLESPIE COUNTY, TEXAS

Portfolio Asset Summary vs. Security Holdings
 As of July 31, 2018

For Funds Held by the County Treasurer and All Fee Offices

| Financial Institution Account / Investment Type | Cash Balances as of July 31, 2018 | Financial Institution Pledge / Security Holdings |
|--|--------------------------------------|---|
| <p>Deposit and Investment Risk Disclosure</p> <p>General Statement ... The County's approach to investments of county funds. Investment strategies are built on cash flow versus fund name. County funds are predominantly invested in certificates of deposit (standard CDs, negotiable CDs, and CDARS) and Investment Pools (investment service for public funds) Depository interest-bearing checking accounts are used more as clearing accounts than a type of investment. Sweep accounts ... the General Checking Account (multi-fund account) ... interest-bearing, with a one dollar (\$1.00) threshold ... is attached to a sweep account with a \$25,000.00 required minimum balance. This holds the same for the GOB Series 2013 Project Account, COB2001/Ref2010 I&S account, and GOB2013 I&S account.</p> <p>Custodial Risk .. All deposits/investments with any banking institution are collateralized at least 100%, all collateral (exclusive FDIC coverage) is placed with a third party that is not a depository of the County, and collateral is pledged to Gillespie County.</p> <p>Interest Rate Risk .. The County does not have a formal investment policy that limits investment maturities as a means of managing its exposure to fair value losses arising from changing interest rates. Certificates of Deposit are normally held at maximum two year maturities or less and maturity dates are staggered CD's are originally invested for periods of less or over a year to optimize a staggered portfolio SSB&T & TRB CD's are held at face values with interests paid to the County monthly Broker CD's are held at face values with interests remitted to the County as paid CD's for public entities (CDARs) are held at face value with interest remitted to the County as paid</p> <p>Credit Risk .. <u>At July 31, 2018, the County has no Investments</u> in commercial paper, corporate bonds, mutual funds. At July 31, 2018, TexPool was rated AAAm by Standard & Poor's. At July 31, 2018, Texas Class was rated AAAm by Standard & Poor's.</p> <p>Concentration of Credit Risk .. The County does not place any limit on the amount the County may invest with any type of investment or issuer. However, the County endeavors to diversify and monitors any concerns of concentrations with any one issuer or investment type</p> | | |

**FY2017-2018
Gillespie County, Texas
County Treasurer Monthly Financial Statement
All Funds Managed by County Treasurer**



For Period Ended July 31, 2018

**Laura Lundquist, CCT, CIO
Gillespie County Treasurer**

| Maintenance & Operating, COB & GOB Operating, COB & GOB I&S, Special Revenue, Special Revenue..Grants, Capital Project(s), Trust and Agency | | | | | | | |
|--|----------------------|-------------------|---------------------|-------------|-------------|-------------|----------------------|
| Month | 06.30.2018 | | | | FY2018 | FY2017 | 07.31.2018 |
| To Date | Cash Balance | Receipts | Disbursements | Allocations | Adjustments | Adjustments | Cash Balance |
| Maintenance & Operating (M&O) | 19,750,237.49 | 755,261.56 | 1,694,534.90 | | | | 18,810,964.15 |
| COB2001 | 189,153.84 | 351.04 | | | | | 189,504.88 |
| and GOB2013 Operating | | | | | | | |
| COB 2001/Ref2010 I&S | 330,226.84 | 5,661.37 | | | | | 335,888.21 |
| and GOB I&S | | | | | | | |
| Special Revenue | 1,338,548.40 | 120,357.59 | 30,120.30 | | | | 1,428,785.69 |
| Special Revenue ... Grants | 15.18 | | | | | | 15.18 |
| Capital Project(s) | 2,804,658.07 | 4,703.53 | 3,737.50 | | | | 2,805,624.10 |
| Trust and Agency | 669,365.18 | (42,424.89) | 91,622.94 | | | | 535,317.35 |
| Totals | 25,082,205.00 | 843,910.20 | 1,820,015.64 | 0.00 | 0.00 | 0.00 | 24,106,099.56 |
| County Funds | | | | | | | |

| Year | 09.30.2017 | | | | FY2018 | FY2017 | 07.31.2018 |
|-------------------------------|----------------------|----------------------|----------------------|----------------|-------------|-------------|----------------------|
| To Date | Cash Balance | Receipts | Disbursements | Allocations | Adjustments | Adjustments | Cash Balance |
| Maintenance & Operating (M&O) | 17,022,457.46 | 20,971,015.79 | 16,282,509.10 | (2,900,000.00) | | | 18,810,964.15 |
| COB2001 | 290,749.68 | 2,822.06 | 104,066.86 | | | | 189,504.88 |
| and GOB2013 Operating | | | | | | | |
| COB 2001/Ref2010 I&S | 74,884.22 | 1,229,248.99 | 968,245.00 | | | | 335,888.21 |
| and GOB I&S | | | | | | | |
| Special Revenue | 1,899,141.29 | 887,404.35 | 1,457,759.95 | 100,000.00 | | | 1,428,785.69 |
| Special Revenue ... Grants | 15.18 | | | | | | 15.18 |
| Capital Project(s) | 0.00 | 23,779.34 | 18,155.24 | 2,800,000.00 | | | 2,805,624.10 |
| Trust and Agency | 597,784.58 | 359,012.84 | 421,480.07 | | | | 535,317.35 |
| Totals | 19,885,032.41 | 23,473,283.37 | 19,252,216.22 | 0.00 | 0.00 | 0.00 | 24,106,099.56 |
| County Funds | | | | | | | |

| Clerks of the Courts Trust Funds | | | | | | | |
|-------------------------------------|-------------------|---------------|---------------|-------------|-------------|-------------|-------------------|
| Month | 06.30.2018 | | | | FY2018 | FY2017 | 07.31.2018 |
| To Date | Cash Balance | Receipts | Disbursements | Allocations | Adjustments | Adjustments | Cash Balance |
| District Clerk Trust | 17,368.31 | 27.89 | | | | | 17,396.20 |
| County Clerk Trust | 123,014.10 | 197.41 | | | | | 123,211.51 |
| Totals | 140,382.41 | 225.30 | 0.00 | 0.00 | 0.00 | 0.00 | 140,607.71 |
| Clerk Trusts | | | | | | | |

| Year | 09.30.2017 | | | | FY2018 | FY2017 | 07.31.2018 |
|----------------------|-------------------|-----------------|---------------|-------------|-------------|-------------|-------------------|
| To Date | Cash Balance | Receipts | Disbursements | Allocations | Adjustments | Adjustments | Cash Balance |
| District Clerk Trust | 17,187.45 | 208.75 | | | | | 17,396.20 |
| County Clerk Trust | 121,732.48 | 1,479.03 | | | | | 123,211.51 |
| Totals | 138,919.93 | 1,687.78 | 0.00 | 0.00 | 0.00 | 0.00 | 140,607.71 |
| Clerk Trusts | | | | | | | |

Respectfully submitted,

Laura Lundquist, cct, cio
Gillespie County Treasurer

The State of Texas, County of Gillespie

Before me, the undersigned authority, this day personally appeared Laura Lundquist, County Treasurer, to me well known, who, being duly sworn, desposes and says that the above and foregoing report is true and correct.

Witness my hand and seal of this office, this _____ day of _____, _____ A.D.

County Clerk
County of Gillespie, State of Texas

Compared, examined, and accepted in open Commissioners Court this _____ day of _____, _____ A.D.

County Judge

Commissioner Pct No 1

Commissioner Pct No 2

Commissioner Pct No 3

Commissioner Pct No 4