



**FY2017-2018**

**GILLESPIE COUNTY, TEXAS**

**COUNTY TREASURER MONTHLY FINANCIAL REPORT**

For The Period Ended  
April 30, 2018  
**Unaudited**

LAURA LUNDQUIST, CCT, CIO  
GILLESPIE COUNTY TREASURER

1. Cash/Investment Balances All Funds  
For Period Ended April 30, 2018
2. Statement of Receipts, Disbursements, Electronic Funds Transfers, Payroll,  
Interfund Allocations, Adjustments, and Investments All Funds  
Month to Date by Fund
3. Statement of Receipts, Disbursements, Electronic Funds Transfers, Payroll,  
Interfund Allocations, Adjustments, and Investments All Funds  
Fiscal Year to Date by Fund
4. Statement of Maintenance & Operating Funds  
FY2005 through April 30, 2018  
General Fund  
Road & Bridge Funds ... County Wide, Precinct No 1, Precinct No 2, Precinct No 3, Precinct No 4
5. Fund Cash/Investment Balance Comparison by Fiscal Year by Fund  
Active and Inactive Funds  
FY2004 through April 30, 2018
6. Overall Cash/Investment Balance Comparison by Month  
FY1985 through April 30, 2018
7. County Sales Tax ... Effective January 01, 1988  
Allocation Summary of Sales Tax Receipts  
1988 through April 30, 2018
8. Hotel Occupancy Tax (HOT) ... Effective January 01, 2007  
Summary of HOT Receipts and Expenditures  
For the Period of January 01, 2007 through April 30, 2018
9. Certificates of Obligation Bonds ... Interest & Sinking  
Statement of Bond Redemptions & Interest Payment Schedule  
GO Refunding Bonds, Series 2010  
Refunding of COB Series 2001, Post Office & Clinic Building Properties
10. General Obligation Bonds ... Interest & Sinking  
Statement of Bond Redemptions & Interest Payment Schedule  
GOB Series 2013, Jail Construction Project



11. Lease / Purchase Finance Capital Equipment  
Statement of Principal & Interest Payment Schedule  
Road & Bridge Departments – Contract No 6451, September.2013
  - o Countywide
  - o Precinct No 1
  - o Precinct No 2
  - o Precinct No 3
  - o Precinct No 4
  
12. Lease / Purchase Finance Capital Equipment  
Statement of Principal & Interest Payment Schedule  
Road & Bridge Departments – Contract No 7756, June.2017
  - o Countywide
  - o Precinct No 1
  - o Precinct No 2
  - o Precinct No 3
  - o Precinct No 4
  
13. Lease / Purchase Finance Capital Equipment  
Statement of Principal & Interest Payment Schedule  
Road & Bridge Departments – Contract No , December.2017
  - o Countywide
  - o Precinct No 1
  - o Precinct No 2
  - o Precinct No 3
  - o Precinct No 4
  
14. Public Property Finance ... Law Enforcement Radio System Upgrade  
Statement of Principal & Interest Payment Schedule  
Sheriff Office --- Contract No 6774, October.2014
  
15. District Clerk Trust Funds ... Statement of Holding in Trust Funds As Managed by County Treasurer  
As of April 30, 2018
  
16. County Clerk Trust Funds ... Statement of Holding in Trust Funds As Managed by County Treasurer  
As of April 30, 2018
  
16. Investment Performance Summary ... Certificate(s) of Deposit  
As of April 30, 2018
  
17. County Treasurer Portfolio Asset Summary by Investment Type  
As of April 30, 2018
  
18. County Portfolio Asset Summary vs Security Holdings  
As of April 30, 2018
  
19. Detailed Listing of Receipts to All Funds  
For April.2018
  
20. Detailed Listing of Disbursements from All Funds  
For April.2018
  
21. Detailed Listing of Electronic Funds Transfers from All Funds  
For April.2018
  
22. Detailed Listing of Interfund Allocations to/from All Funds  
For April.2018



23. Detailed Listing of Payroll Distribution All Funds  
For April.2018
24. Financial Summary Recap Affidavit  
As of April 30, 2018

**GILLESPIE COUNTY, TEXAS**

**Cash and Investment Balances  
 All Funds Managed by County Treasurer**

**For Period Ended April 30, 2018**

FUNDS LISTING BY CATEGORY		
GENERAL and ROAD & BRIDGE FUNDS		CASH and INVESTMENTS
<b>Maintenance &amp; Operating Funds</b>		
General Fund	17,906,236.53	
Road & Bridge Funds ...		
County Wide	2,697,123.80	
Precinct No 1	293,894.61	
Precinct No 2	281,784.01	
Precinct No 3	392,974.29	
Precinct No 4	<u>347,688.86</u>	
Sub-total Road & Bridge Funds	4,013,465.57	<u>21,919,702.10</u>
<b>SPECIAL REVENUE FUNDS</b>		
Law Library	5,412.25	
Lateral Road ...		
Precinct No 1	6,658.22	
Precinct No 2	6,683.26	
Precinct No 3	6,658.21	
Precinct No 4	6,658.22	
Sub-total Lateral Road Funds	26,657.91	
Probate ...		
Training	4,767.60	
Guardianship Program	34,026.98	
Sub-total Probate Funds	38,794.58	
Court Reporter Service	1,267.45	
County Records Management	33,888.11	
County Clerk Records Management	153,216.83	
Sheriff Forfeiture	35,156.31	
Sheriff Abandoned Vehicle	1,225.97	
Sheriff Equitable Sharing	1,226.43	
Justice Court Bldg Security	5,017.36	
Courthouse Security	45,396.39	
District Clerk Records Management	11,590.40	
County & District Court Technology	26,711.61	
Occupancy Tax	517,692.81	
Pretrial Intervention	141,025.71	
Justice Court Technology	135,611.81	
Airport Operating	36,775.80	
LEOSE Training--Sheriff	7,534.03	
LEOSE Training--Constable No 1	10,063.72	
LEOSE Training--Constable No 2	7,951.64	
Tax Assessor - M V I	<u>106.75</u>	<u>1,242,323.87</u>
<b>SPECIAL REVENUE FUNDS ... GRANTS</b>		
Grants ... General, Energy Efficiency	0.00	
Grants ... Law Enforcement, Emergency Services P25 Compliant Radio	0.00	
PML Loan Star Library	0.00	
PML PAC-Pug	0.00	
Airport Capital Project Grant	<u>15.18</u>	<u>15.18</u>

**GILLESPIE COUNTY, TEXAS**  
**Cash and Investment Balances**  
**All Funds Managed by County Treasurer**  
**For Period Ended April 30, 2018**

FUNDS LISTING BY CATEGORY <small>(continued)</small>			
<b>CERTIFICATES OF OBLIGATION BONDS</b>			
and			
<b>GENERAL OBLIGATION BONDS</b>			
...			
<b>Operating Accounts</b>			
GOB Series 2013 ... Jail Project	188,505.40	188,505.40	
<b>CERTIFICATES OF OBLIGATION BONDS</b>			
and			
<b>GENERAL OBLIGATION BONDS</b>			
...			
<b>Interest &amp; Sinking Accounts</b>			
COB Series 2001/GOB Refunding Series 2010 ... Interest & Sinking	31,146.93		
GOB Series 2013 ... Interest & Sinking	269,018.84	300,165.77	
<b>CAPITAL PROJECT FUNDS</b>			
Capital Improvements / Maintenance	2,796,131.13	2,796,131.13	
<b>TRUST and AGENCY FUNDS</b>			
Criminal Justice	1,594.37		
Waste Water (State Fee)	470.00		
County Attorney Hot Check	13,498.95		
McDermott (PML)	112,289.36		
Breiten (PML)	187,606.80		
Justice Of The Peace No. 1	38,008.55		
Justice Of The Peace No. 2	15,344.82		
Appellate Judicial System	1,155.07		
Alternative Dispute Resolution	1,743.12		
Unclaimed Monies	56,823.79		
County Clerk Operating	65,120.95		
District Clerk Operating	58,258.09	551,913.87	26,998,757.32
<b>FUNDS PENDING RELEASE</b>			
Check(s) pending release	0.00		
EFT(s) pending release	0.00	0.00	0.00
<b>CHANGE FUNDS</b>			
General Fund (F.10) ... cash provider to various offices	3,000.00		
Sheriff Seizure Fund (F.30)	4,000.00		
County Attorney Hot Check Fund (F.80)	50.00	7,050.00	7,050.00

**GILLESPIE COUNTY, TEXAS**  
**Cash and Investment Balances**  
**All Funds Managed by County Treasurer**  
**For Period Ended April 30, 2018**

FUNDS LISTING BY CATEGORY <small>(continued)</small>				
<b>UNALLOCATED MONIES</b>				
<b>Checking Accounts</b>				
	General (multi-fund)	0.00		
	COB2001/Ref2010 I&S	0.00		
	GOB 2013 Project	0.00		
	GOB2013 I&S	0.00		
	County Attorney	0.00		
	Justice of Peace No 1	1,265.00		
	Justice of Peace No 2	434.00		
	District Clerk Operating	1,822.00		
	County Clerk Operating	1,883.28	<u>5,404.28</u>	
<b>Investment Pools ... Investment Service For Public Funds</b>				
	TexPool ... General (multi-fund)	0.00		
	TexPool ... COB Series 2001/GOB Series 2010 Interest & Sinking	0.00		
	TexPool ... GOB Series 2013 Jail Project	0.00		
	Texas Class ... GOB Series 2013 Jail Project	<u>0.00</u>	<u>0.00</u>	
<b>Other Unallocated Funds</b>				
	none reported	<u>0.00</u>	<u>0.00</u>	<u>5,404.28</u>
				<b>27,011,211.60</b>

**GILLESPIE COUNTY, TEXAS**  
**Cash and Investment Balances**  
**All Funds Managed by County Treasurer**  
**For Period Ended April 30, 2018**

CHECKING and INVESTMENT ACCOUNTS		
<b>CHECKING ACCOUNTS</b>		
GENERAL OPERATING ... Interest Bearing Checking	28.01	
Cash On Hand	0.00	
Deposit In Process	16,801.32	
Deposit In Process	6.00	
Deposit In Process	0.00	
Deposit In Process	0.00	
ACH In Process	0.00	
Wire In Process	271.10	
ACH Reversals In Process	(526.57)	
Online Transfer ... to COB2001/RA/2010 I&S	(308.26)	
Online Transfer ... to GOB 2013 I&S	(1,744.66)	
Online Transfer ... from County Clerk Operating	0.00	
Online Transfer ... from District Clerk Operating	0.00	
Online Transfer ... from Justice No 1 Operating	0.00	
Online Transfer ... from Justice No 2 Operating	0.00	
Outstanding Financial Checks	(340,715.61)	
Outstanding Payroll Checks	(3,069.28)	
Outstanding Payroll Checks	(898.90)	
Check(s) pending release	0.00	(330,156.85)
GENERAL OPERATING ... Interest Bearing Sweep Account		
Sweep of General Operating Checking	<u>18,504,176.76</u>	<u>18,504,176.76</u>
COB Series 2001 / GOREfuding Series 2010 INTEREST & SINKING Checking	1.00	
Cash On Hand	0.00	
Online Transfer ... from General Fund	308.26	
Online Transfer ... to GOB Series 2013	0.00	
Outstanding Checks	<u>0.00</u>	<u>309.26</u>
COB Series 2001 / GOREfuding Series 2010 INTEREST & SINKING ... Interest Bearing Sweep Account		
Sweep of General Operating Checking	<u>30,837.67</u>	<u>30,837.67</u>
COUNTY ATTORNEY HOT CHECK ... Interest Bearing Checking	15,266.41	
Cash On Hand	0.00	
Deposit In Process	450.00	
Outstanding Checks	(2,217.46)	<u>13,498.95</u>
JUSTICE OF THE PEACE No 1 ... Interest Bearing Checking	40,981.10	
Cash On Hand	0.00	
Deposit In Process	1,453.00	
Deposit In Process	0.00	
Online Transfer ... to General Checking	0.00	
Outstanding Checks	(3,160.55)	<u>39,273.55</u>

**GILLESPIE COUNTY, TEXAS**  
**Cash and Investment Balances**  
**All Funds Managed by County Treasurer**  
**For Period Ended April 30, 2018**

CHECKING and INVESTMENT ACCOUNTS <small>(continued)</small>			
<b>CHECKING ACCOUNTS ... Continued</b>			
JUSTICE OF THE PEACE No 2 ... Interest Bearing Checking	16,971.21		
Cash On Hand	0.00		
Deposit In Process	51.00		
Deposit In Process	0.00		
Online Transfer ... to General Checking	0.00		
Outstanding Checks	<span style="color: red;">(1,243.39)</span>	<u>15,778.82</u>	
COUNTY CLERK ... Interest Bearing Checking	66,810.18		
Cash On Hand	0.00		
Deposit In Process	909.00		
Deposit In Process	0.00		
Deposit In Process	0.00		
On-line Credit Card Payment In Process	273.00		
Online Transfer ... to General Checking	0.00		
Outstanding Checks checks outstanding prior to 10/01/2009	<span style="color: red;">(108.50)</span>		
Outstanding Checks outstanding checks post 09/30/2009	<span style="color: red;">(879.45)</span>	<u>67,004.23</u>	
DISTRICT CLERK ... Interest Bearing Checking	75,219.18		
Cash On Hand	0.00		
Deposit In Process	771.65		
Deposit In Process	0.00		
Online Transfer ... to General Checking	0.00		
Outstanding Checks checks outstanding prior to 10/01/2009	<span style="color: red;">(4,361.86)</span>		
Outstanding Checks outstanding checks post 09/30/2009	<span style="color: red;">(11,548.88)</span>	<u>60,080.09</u>	
GOB SERIES 2013 - Jail Project ... Interest Bearing Checking	1.00		
Cash On Hand	0.00		
Deposit In Process	0.00		
Outstanding Checks	<span style="color: red;">(7,545.00)</span>	<span style="color: red;">(7,544.00)</span>	
GOB SERIES 2013 - Jail Project ... Interest Bearing Sweep Account			
Sweep of GOB 2013 Jail Project Checking	<u>35,456.71</u>	<u>35,456.71</u>	
GOB SERIES 2013 - Interest & Sinking ... Interest Bearing Checking	1.00		
Cash On Hand	0.00		
Online Transfer ... from General Fund	1,744.66		
Online Transfer ... from COB 2001	0.00		
Online Transfer	0.00		
Outstanding Checks	<u>0.00</u>	<u>1,745.66</u>	
GOB SERIES 2013 - Interest & Sinking ... Interest Bearing Sweep Account			
Sweep of GOB 2013 Interest & Sinking Sweep	<u>267,273.18</u>	<u>267,273.18</u>	<u>18,697,734.03</u>




**GILLESPIE COUNTY, TEXAS**  
**Cash and Investment Balances**  
**All Funds Managed by County Treasurer**  
**For Period Ended April 30, 2018**

CHECKING and INVESTMENT ACCOUNTS <small>(continued)</small>			
<b>TIME CERTIFICATE OF DEPOSIT(s)</b>			
All General Fund (10.) Investments			
<b>Texas Regional Bank</b>			
certificate of deposit timed investments	2,400,000.00	2,400,000.00	
<b>Security State Bank &amp; Trust (County Depository)</b>			
certificate of deposit timed investments	700,000.00	700,000.00	
<b>Security State Bank &amp; Trust (County Depository)</b>			
certificate of deposit for public entities (CDARS)	500,000.00	500,000.00	
<b>Multi-Bank Securities</b>			
certificate of deposit timed investments	500,000.00	500,000.00	
<b>Financial Northwestern Securitie</b>			
certificate of deposit timed investments	500,000.00	500,000.00	4,600,000.00
<b>INVESTMENT POOLS ... Investment Service For Public Funds</b>			
<b>TexPool</b>			
GENERAL ... Multi-Fund Account	3,545,834.88		
Deposit In Process	0.00		
Monies In Transit	0.00	3,545,834.88	
COB SERIES 2001/GORefunding SERIES 2010 ... Interest & Sinking	0.00		
Deposit In Process	0.00		
Monies In Transit	0.00	0.00	
GOB SERIES 2013 ... Jail Project	0.00		
Deposit In Process	0.00		
Monies In Transit	0.00	0.00	
<small>TexPool sub-total</small>		3,545,834.88	
<b>Texas Class</b>			
GENERAL ... Multi-Fund Account	0.00		
Deposit In Process	0.00		
Monies In Transit	0.00	0.00	
GOB SERIES 2013 ... Jail Project	160,592.69		
Deposit In Process	0.00		
Monies In Transit	0.00	160,592.69	3,706,427.57
<b>CHANGE FUNDS</b>			
<b>Under General Fund (F.10)</b>			
Tax Office ... Teller Drawers (4)	1,200.00		
Tax Office ... Office Administration	0.00		
County Clerk	100.00		
District Clerk	100.00		
Justice of Peace No 1	200.00		
Justice of Peace No 2	200.00		
Pioneer Memorial Library	100.00		
Sheriff ... Administration	50.00		
Sheriff ... Jail Operations	50.00		
County Treasurer	1,000.00		
County Warehouse	0.00	3,000.00	
<b>Under Sheriff Seizure (F.30)</b>			
Sheriff ... Administrative Office	4,000.00	4,000.00	
<b>Under County Attorney Hot Check (F.80)</b>			
County Attorney	50.00	50.00	7,050.00
			<b>27,011,211.60</b>

**GILLESPIE COUNTY, TEXAS**  
**Cash and Investment Balances**  
**All Funds Managed by County Treasurer**  
**For Period Ended April 30, 2018**

DISTRICT CLERK HOLDING				
HOLDING ACCOUNT (s)		CASH and INVESTMENTS		
holding account(s)	<u>17,317.30</u>	<u>17,317.30</u>	<u>17,317.30</u>	<b>17,317.30</b>
<b>INVESTMENT POOLS ... Investment Service For Public Funds</b>				
TEXPOOL ... DISTRICT CLERK HOLDING	17,317.30			
Deposit In Process	0.00			
Monies In Transit	<u>0.00</u>	<u>17,317.30</u>	<u>17,317.30</u>	<b>17,317.30</b>

COUNTY CLERK HOLDING				
HOLDING ACCOUNT (s)		CASH and INVESTMENTS		
holding account(s)	<u>122,652.49</u>	<u>122,652.49</u>	<u>122,652.49</u>	<b>122,652.49</b>
<b>INVESTMENT POOLS ... Investment Service For Public Funds</b>				
TEXPOOL ... COUNTY CLERK HOLDING	122,652.49			
Deposit In Process	0.00			
Monies In Transit	<u>0.00</u>	<u>122,652.49</u>	<u>122,652.49</u>	<b>122,652.49</b>

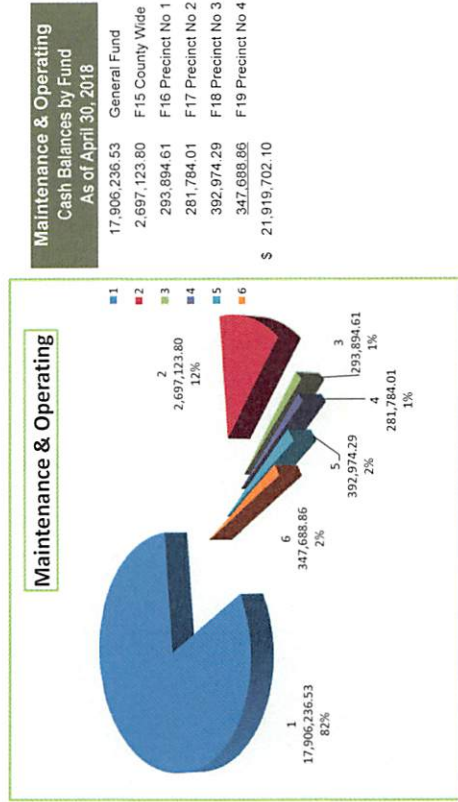


Laura Lundquist, ccr, cio  
 Gillespie County Treasurer  
 Gillespie County, Texas

**GILLESPIE COUNTY, TEXAS**  
**STATEMENT OF**  
**Receipts, Disbursements, Electronic Funds Transfers, Payroll, Interfund Allocations, Adjustments, and Time Investments**  
**of County Funds Managed by County Treasurer**

For the Period Ended April 30, 2018

For Current Account Period	Cash Balance as of 03/31/2018	Receipts	Disbursements	Electronic Fund Transfers	Payroll	Total Disbursements	Interfund Allocations In	Interfund Allocations Out	FY2018 Adjustments	FY2017 YE Adjustments	Cash Balances as of 04/30/2018	Time Investments	Adjusted Cash Balance as of 04/30/2018	For Current Account Period
<b>GENERAL and ROAD &amp; BRIDGE ... Maintenance &amp; Operating Funds</b>														
F10 General	18,213,822.80	890,825.78	610,087.59	260,109.50	328,214.96	1,198,412.05					17,906,236.53	4,600,000.00	13,306,236.53	F10 General
<b>Road &amp; Bridge Funds</b>														
F15 County Wide	3,564,763.99	164,217.06	15,057.20		3,800.05	18,857.25					2,697,123.80		2,697,123.80	Road & Bridge Funds
F16 Precinct No 1	69,459.72	416.38	4,769.59		20,211.90	24,981.49	1,013,000.00				293,894.61		293,894.61	F16 Precinct No 1
F17 Precinct No 2	110,576.79	399.64	26,586.85		15,605.57	42,192.42	213,000.00				281,784.01		281,784.01	F17 Precinct No 2
F18 Precinct No 3	115,793.99	553.65	7,062.47		19,310.88	26,373.35	303,000.00				392,974.29		392,974.29	F18 Precinct No 3
F19 Precinct No 4	143,312.93	490.92	25,572.07		18,542.92	44,114.99	248,000.00				347,688.86		347,688.86	F19 Precinct No 4
Sub-Total R&B	4,003,907.42	166,077.65	70,048.16	0.00	77,471.32	156,519.50	1,013,000.00	1,013,000.00	0.00	0.00	4,013,465.57	0.00	4,013,465.57	Sub-Total R&B
<b>Sub-Totals General / Road &amp; Bridge ... Maintenance &amp; Operating Funds</b>	<b>22,217,730.22</b>	<b>1,056,903.43</b>	<b>689,135.77</b>	<b>260,109.50</b>	<b>405,686.28</b>	<b>1,354,931.55</b>	<b>1,013,000.00</b>	<b>1,013,000.00</b>	<b>0.00</b>	<b>0.00</b>	<b>21,919,702.10</b>	<b>4,600,000.00</b>	<b>17,319,702.10</b>	<b>Sub-Totals General / Road &amp; Bridge ... Maintenance &amp; Operating Funds</b>



**GILLESPIE COUNTY, TEXAS**  
**STATEMENT OF**  
**Receipts, Disbursements, Electronic Funds Transfers, Payroll, Interfund Allocations, Adjustments, and Time Investments**  
**of County Funds Managed by County Treasurer**

For the Period Ended April 30, 2018

For Current Account Period	Cash Balance as of 03.31.2018	Receipts	Disbursements	Electronic Fund Transfers	Payroll	Total Disbursements	Interfund Allocations In	Interfund Allocations Out	FY2018 Adjustments	FY2017 YE Adjustments	Cash Balances as of 04.30.2018	Time Investments	Adjusted Cash Balance as of 04.30.2018	For Current Account Period
<b>SPECIAL REVENUE</b>														
F20 Law Library	2,517.35	3,966.01	1,071.11			1,071.11					5,412.25		5,412.25	F20 Law Library
F21 Lateral Road Precinct Depts														F21 Lateral Road Precinct Depts
Precinct No 1	6,658.22					0.00					6,658.22		6,658.22	Precinct No 1
Precinct No 2	6,683.26					0.00					6,683.26		6,683.26	Precinct No 2
Precinct No 3	6,658.21					0.00					6,658.21		6,658.21	Precinct No 3
Precinct No 4	6,658.22					0.00					6,658.22		6,658.22	Precinct No 4
F24 Probate														F24 Probate
Training	4,849.15	398.00	479.55			479.55					4,767.60		4,767.60	Training
Guardianship Program	33,246.98	780.00				0.00					34,026.98		34,026.98	Guardianship Program
F25 Court Reporter Service	709.34	1,069.69	511.58			511.58					1,267.45		1,267.45	F25 Court Reporter Service
F28 County Records Mgmt	31,822.14	2,065.97				0.00					33,888.11		33,888.11	F28 County Records Mgmt
F29 County Clerk Records Mgmt	142,946.44	12,104.52	1.84		1,832.29	1,834.13					153,216.83		153,216.83	F29 County Clerk Records Mgmt
F30 Sheriff Forfeiture	24,101.42	15,620.96	4,566.07			4,566.07					35,156.31		35,156.31	F30 Sheriff Forfeiture
F93 Sheriff Abandoned Vehicle	1,224.28	1.69				0.00					1,225.97		1,225.97	F93 Sheriff Abandoned Vehicle
F31 Justice Court Bldg Security	4,675.91	341.45				0.00					5,017.36		5,017.36	F31 Justice Court Bldg Security
F32 Courthouse Security	42,325.89	3,070.50				0.00					45,396.39		45,396.39	F32 Courthouse Security
F34 District Clerk Records Mgmt	11,133.82	456.58				0.00					11,590.40		11,590.40	F34 District Clerk Records Mgmt
F35 County & District Courts Technology	25,813.20	898.41				0.00					26,711.61		26,711.61	F35 County & District Courts Technology
F36 Occupancy Tax	584,611.16	55,181.65	122,100.00			122,100.00					517,692.81		517,692.81	F36 Occupancy Tax
F37 Pretrial Intervention	140,525.71	500.00				0.00					141,025.71		141,025.71	F37 Pretrial Intervention
F51 Justice Court Technology	134,169.87	1,441.94				0.00					135,611.81		135,611.81	F51 Justice Court Technology
F72 Airport Operating	36,422.31	17,208.52	10,196.14		6,658.89	16,855.03					36,775.80		36,775.80	F72 Airport Operating
F78 LEOSE -Sheriff	7,534.03					0.00					7,534.03		7,534.03	F78 LEOSE -Sheriff
F79 LEOSE- Constable 1	10,063.72					0.00					10,063.72		10,063.72	F79 LEOSE- Constable 1
F82 LEOSE-Constable 2	7,951.64					0.00					7,951.64		7,951.64	F82 LEOSE-Constable 2
F81 Tax Assessor-M V I	106.75					0.00					106.75		106.75	F81 Tax Assessor-M V I
F40 Sheriff Equitable Sharing	1,224.74	1.69				0.00					1,226.43		1,226.43	F40 Sheriff Equitable Sharing
<b>Sub-Totals Special Revenue</b>	<b>1,274,633.76</b>	<b>115,107.58</b>	<b>138,926.29</b>	<b>0.00</b>	<b>8,491.18</b>	<b>147,417.47</b>	<b>0.00</b>	<b>0.00</b>	<b>0.00</b>	<b>0.00</b>	<b>1,242,323.87</b>	<b>0.00</b>	<b>1,242,323.87</b>	<b>Sub-Totals Special Revenue</b>

**GILLESPIE COUNTY, TEXAS**  
**STATEMENT OF**  
**Receipts, Disbursements, Electronic Funds Transfers, Payroll, Interfund Allocations, Adjustments, and Time Investments**  
**of County Funds Managed by County Treasurer**

For the Period Ended April 30, 2018

For Current Account Period	Cash Balance as of 03.31.2018	Receipts	Disbursements	Electronic Fund Transfers	Payroll	Total Disbursements	Interfund Allocations In	Interfund Allocations Out	FY2018 Adjustments	FY2017 YE Adjustments	Cash Balances as of 04.30.2018	Time Investments	Adjusted Cash Balance as of 04.30.2018	For Current Account Period
<b>SPECIAL REVENUE ... GRANTS</b>														
F11 Grants ... General - Energy Efficiency	0.00					0.00					0.00		0.00	F11 Grants ... General - Energy Efficiency
F11 Grants ... Law Enforcement, Emergency Services P25 Compliant Radio	0.00					0.00					0.00		0.00	F11 Grants ... Law Enforcement, Emergency Services P25 Compliant Radio
F54 PML .. Loan Star Grant	0.00					0.00					0.00		0.00	F54 PML .. Loan Star Grant
F54 PML .. PAC-HUG Grant	0.00					0.00					0.00		0.00	F54 PML .. PAC-HUG Grant
F71 Airport Capital Project Grant	15.18					0.00					15.18		15.18	F71 Airport Capital Project Grant
<b>Sub-Totals Special Revenue ... Grants</b>	<b>15.18</b>	<b>0.00</b>	<b>0.00</b>	<b>0.00</b>	<b>0.00</b>	<b>0.00</b>	<b>0.00</b>	<b>0.00</b>	<b>0.00</b>	<b>0.00</b>	<b>15.18</b>	<b>0.00</b>	<b>15.18</b>	<b>Sub-Totals Special Revenue ... Grants</b>
<b>CERTIFICATES OF OBLIGATION BONDS and GENERAL OBLIGATION BONDS ... Project Operating Accounts</b>														
F61 GOB Series 2013 ... Jail Project	188,201.49	303.91				0.00					188,505.40		188,505.40	F61 GOB Series 2013 ... Jail Project
<b>Sub-Totals COB ... GOB Operating</b>	<b>188,201.49</b>	<b>303.91</b>	<b>0.00</b>	<b>0.00</b>	<b>0.00</b>	<b>0.00</b>	<b>0.00</b>	<b>0.00</b>	<b>0.00</b>	<b>0.00</b>	<b>188,505.40</b>	<b>0.00</b>	<b>188,505.40</b>	<b>Sub-Totals COB ... GOB Operating</b>
<b>CERTIFICATES OF OBLIGATION BONDS and GENERAL OBLIGATION BONDS ... Interest &amp; Sinking Accounts</b>														
F62 GOB Series 2013 ... Interest & Sinking	253,707.24	15,311.60				0.00					269,018.84		269,018.84	F62 GOB Series 2013 ... Interest & Sinking
F53 COB Series 2001 / GOB Refunding Series 2013 ... Interest & Sinking	28,445.31	2,701.62				0.00					31,146.93		31,146.93	F53 COB Series 2001 / GOB Refunding Series 2013 ... Interest & Sinking
<b>Sub-Totals COB ... GOB I&amp;S</b>	<b>282,152.55</b>	<b>18,013.22</b>	<b>0.00</b>	<b>0.00</b>	<b>0.00</b>	<b>0.00</b>	<b>0.00</b>	<b>0.00</b>	<b>0.00</b>	<b>0.00</b>	<b>300,165.77</b>	<b>0.00</b>	<b>300,165.77</b>	<b>Sub-Totals COB ... GOB I&amp;S</b>
<b>CAPITAL PROJECT ... Project Operating Account</b>														
F70 Capital Improvements / Maintenance	2,792,658.60	3,873.76	401.23			401.23					2,796,131.13		2,796,131.13	F70 Capital Improvements / Maintenance
<b>Sub-Totals CAPITAL PROJECTS</b>	<b>2,792,658.60</b>	<b>3,873.76</b>	<b>401.23</b>	<b>0.00</b>	<b>0.00</b>	<b>401.23</b>	<b>0.00</b>	<b>0.00</b>	<b>0.00</b>	<b>0.00</b>	<b>2,796,131.13</b>	<b>0.00</b>	<b>2,796,131.13</b>	<b>Sub-Totals CAPITAL PROJECTS</b>

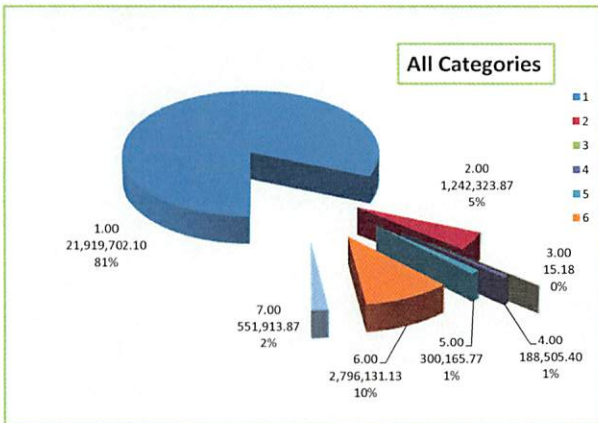
## GILLESPIE COUNTY, TEXAS STATEMENT OF Receipts, Disbursements, Electronic Funds Transfers, Payroll, Interfund Allocations, Adjustments, and Time Investments of County Funds Managed by County Treasurer

For the Period Ended April 30, 2018

For Current Account Period	Cash Balance as of 03.31.2018	Receipts	Disbursements	Electronic Fund Transfers	Payroll	Total Disbursements	Interfund Allocations In	Interfund Allocations Out	FY2018 Adjustments	FY2017 YE Adjustments	Cash Balances as of 04.30.2018	Time Investments	Adjusted Cash Balance as of 04.30.2018	For Current Account Period
----------------------------	----------------------------------	----------	---------------	---------------------------	---------	---------------------	--------------------------	---------------------------	--------------------	-----------------------	-----------------------------------	------------------	---	----------------------------

TRUST and AGENCY														TRUST and AGENCY
F22 Criminal Justice	27,248.96	55,946.44		81,601.03		81,601.03					1,594.37		1,594.37	F22 Criminal Justice
F27 Waste Water	740.00	330.00	600.00			600.00					470.00		470.00	F27 Waste Water
F80 County Attorney Hot Check	12,921.29	2,094.28	1,516.62			1,516.62					13,498.95		13,498.95	F80 County Attorney Hot Check
F89 McDermott (PML)	112,133.79	155.57				0.00					112,289.36		112,289.36	F89 McDermott (PML)
F92 Breiten (PML)	188,378.15	259.91	1,031.26			1,031.26					187,606.80		187,606.80	F92 Breiten (PML)
F85 Justice Of Peace 1	63,059.51	(24,546.26)	514.70			514.70					38,008.55		38,008.55	F85 Justice Of Peace 1
F86 Justice Of Peace 2	33,574.12	(17,384.30)	845.00			845.00					15,344.82		15,344.82	F86 Justice Of Peace 2
F83 Appellate Judicial	587.45	567.62				0.00					1,155.07		1,155.07	F83 Appellate Judicial
F84 Alternative Dispute Resolution	280.00	1,463.12				0.00					1,743.12		1,743.12	F84 Alternative Dispute Resolution
F90 Unclaimed Monies	56,823.79					0.00					56,823.79		56,823.79	F90 Unclaimed Monies
F94 County Clerk Operating	100,568.72	(34,751.33)	696.44			696.44					65,120.95		65,120.95	F94 County Clerk Operating
F95 District Clerk Operating	80,772.07	(22,513.98)				0.00					58,258.09		58,258.09	F95 District Clerk Operating
<b>Sub-Totals Trust and Agency</b>	<b>677,097.85</b>	<b>(38,378.93)</b>	<b>5,204.02</b>	<b>81,601.03</b>	<b>0.00</b>	<b>86,805.05</b>	<b>0.00</b>	<b>0.00</b>	<b>0.00</b>	<b>0.00</b>	<b>551,913.87</b>	<b>0.00</b>	<b>551,913.87</b>	<b>Sub-Totals Trust and Agency</b>

<b>TOTALS ALL FUNDS</b>	<b>27,432,489.65</b>	<b>1,155,822.97</b>	<b>833,667.31</b>	<b>341,710.53</b>	<b>414,177.46</b>	<b>1,589,555.30</b>	<b>1,013,000.00</b>	<b>1,013,000.00</b>	<b>0.00</b>	<b>0.00</b>	<b>26,998,757.32</b>	<b>4,600,000.00</b>	<b>22,398,757.32</b>	<b>TOTALS ALL FUNDS</b>
-------------------------	----------------------	---------------------	-------------------	-------------------	-------------------	---------------------	---------------------	---------------------	-------------	-------------	----------------------	---------------------	----------------------	-------------------------



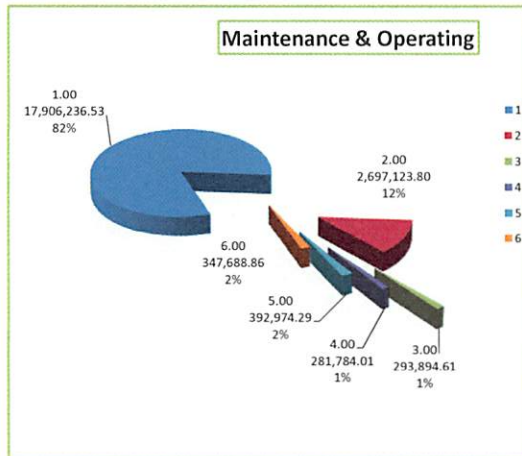
**Cash Balances by Category  
As of April 30, 2018**

21,919,702.10	Maintenance & Operating
1,242,323.87	Special Revenue
15.18	Special Revenue ... Grants
188,505.40	Certificates of Obligation Bonds & General Obligation Bonds ... Project Operating
300,165.77	Certificates of Obligation Bonds & General Obligation Bonds ... Interest & Sinking
2,796,131.13	Capital Project Funds
<u>551,913.87</u>	Trust and Agency
<b>\$ 26,998,757.32</b>	

**GILLESPIE COUNTY, TEXAS**  
**STATEMENT OF**  
**Receipts, Disbursements, Electronic Funds Transfers, Payroll, Interfund Allocations, Adjustments, and Time Investments**  
**of County Funds Managed by County Treasurer**

**Fiscal Year to Date as of Period Ended April 30, 2018**

For Current Account Period	Cash Balance as of 09.30.2017	Receipts	Disbursements	Electronic Fund Transfers	Payroll	Total Disbursements	Interfund Allocations In	Interfund Allocations Out	FY2018 Adjustments	FY2017 YE Adjustments	Cash Balances as of 04.30.2018	Time Investments	Adjusted Cash Balance as of 04.30.2018	For Current Account Period
<b>GENERAL and ROAD &amp; BRIDGE ... Maintenance &amp; Operating Funds</b>														<b>GENERAL and ROAD &amp; BRIDGE ... Maintenance &amp; Operating Funds</b>
F10 General	14,923,536.00	15,231,412.18	4,932,692.01	1,978,365.90	2,437,653.74	9,348,711.65		2,900,000.00			17,906,236.53	4,600,000.00	13,306,236.53	F10 General
<b>Road &amp; Bridge Funds</b>														<b>Road &amp; Bridge Funds</b>
F15 County Wide	883,328.50	3,093,476.02	235,450.26		31,230.46	266,680.72		1,013,000.00			2,697,123.80		2,697,123.80	F15 County Wide
F16 Precinct No 1	297,118.95	119,041.07	235,228.78		136,036.63	371,265.41	249,000.00				293,894.61		293,894.61	F16 Precinct No 1
F17 Precinct No 2	306,581.79	194,411.15	313,917.23		118,291.70	432,208.93	213,000.00				281,784.01		281,784.01	F17 Precinct No 2
F18 Precinct No 3	307,349.83	118,752.35	189,941.52		146,186.37	336,127.89	303,000.00				392,974.29		392,974.29	F18 Precinct No 3
F19 Precinct No 4	304,542.39	115,894.42	200,136.91		120,611.04	320,747.95	248,000.00				347,688.86		347,688.86	F19 Precinct No 4
Sub-Total R&B	2,098,921.46	3,641,575.01	1,174,674.70	0.00	552,356.20	1,727,030.90	1,013,000.00	1,013,000.00	0.00	0.00	4,013,465.57	0.00	4,013,465.57	Sub-Total R&B
<b>Sub-Totals General / Road &amp; Bridge ... Maintenance &amp; Operating Funds</b>	<b>17,022,457.46</b>	<b>18,872,987.19</b>	<b>6,107,366.71</b>	<b>1,978,365.90</b>	<b>2,990,009.94</b>	<b>11,075,742.55</b>	<b>1,013,000.00</b>	<b>3,913,000.00</b>	<b>0.00</b>	<b>0.00</b>	<b>21,919,702.10</b>	<b>4,600,000.00</b>	<b>17,319,702.10</b>	<b>Sub-Totals General / Road &amp; Bridge ... Maintenance &amp; Operating Funds</b>



**Maintenance & Operating Cash Balances by Fund As of April 30, 2018**

1	17,906,236.53	General Fund
2	2,697,123.80	F15 County Wide
3	293,894.61	F16 Precinct No 1
4	281,784.01	F17 Precinct No 2
5	392,974.29	F18 Precinct No 3
6	347,688.86	F19 Precinct No 4
	<b>\$ 21,919,702.10</b>	

**GILLESPIE COUNTY, TEXAS**  
**STATEMENT OF**  
**Receipts, Disbursements, Electronic Funds Transfers, Payroll, Interfund Allocations, Adjustments, and Time Investments**  
**of County Funds Managed by County Treasurer**

Fiscal Year to Date as of Period Ended April 30, 2018

For Current Account Period	Cash Balance as of 09.30.2017	Receipts	Disbursements	Electronic Fund Transfers	Payroll	Total Disbursements	Interfund Allocations In	Interfund Allocations Out	FY2018 Adjustments	FY2017 YE Adjustments	Cash Balances as of 04.30.2018	Time Investments	Adjusted Cash Balance as of 04.30.2018	For Current Account Period
<b>SPECIAL REVENUE</b>														
F20 Law Library	4,240.37	10,017.99	8,846.11			8,846.11					5,412.25		5,412.25	F20 Law Library
F21 Lateral Road Precinct Depts														F21 Lateral Road Precinct Depts
Precinct No 1	0.00	6,658.22				0.00					6,658.22		6,658.22	Precinct No 1
Precinct No 2	25.04	6,658.22				0.00					6,683.26		6,683.26	Precinct No 2
Precinct No 3	0.00	6,658.21				0.00					6,658.21		6,658.21	Precinct No 3
Precinct No 4	0.00	6,658.22				0.00					6,658.22		6,658.22	Precinct No 4
F24 Probate														F24 Probate
Training	4,720.77	776.38	729.55			729.55					4,767.60		4,767.60	Training
Guardianship Program	31,868.70	2,158.28				0.00					34,026.98		34,026.98	Guardianship Program
F25 Court Reporter Service	0.00	2,584.69	1,317.24			1,317.24					1,267.45		1,267.45	F25 Court Reporter Service
F28 County Records Mgmt	45,077.07	5,911.80	17,100.76			17,100.76					33,888.11		33,888.11	F28 County Records Mgmt
F29 County Clerk Records Mgmt	156,542.49	40,953.88	30,466.88		13,812.66	44,279.54					153,216.83		153,216.83	F29 County Clerk Records Mgmt
F30 Sheriff Forfeiture	46,716.11	21,894.12	33,453.92			33,453.92					35,156.31		35,156.31	F30 Sheriff Forfeiture
F93 Sheriff Abandoned Vehicle	1,216.20	9.77				0.00					1,225.97		1,225.97	F93 Sheriff Abandoned Vehicle
F31 Justice Court Bldg Security	9,531.27	1,266.09	5,780.00			5,780.00					5,017.36		5,017.36	F31 Justice Court Bldg Security
F32 Courthouse Security	35,318.46	10,077.93				0.00					45,396.39		45,396.39	F32 Courthouse Security
F34 District Clerk Records Mgmt	10,483.00	1,107.40				0.00					11,590.40		11,590.40	F34 District Clerk Records Mgmt
F35 County & District Courts Technology	24,373.70	2,337.91				0.00					26,711.61		26,711.61	F35 County & District Courts Technology
F36 Occupancy Tax	682,484.17	342,368.55	507,159.91			507,159.91					517,692.81		517,692.81	F36 Occupancy Tax
F37 Pretrial Intervention	136,525.71	4,500.00				0.00					141,025.71		141,025.71	F37 Pretrial Intervention
F51 Justice Court Technology	130,407.55	5,204.26				0.00					135,611.81		135,611.81	F51 Justice Court Technology
F72 Airport Operating	557,393.28	137,482.35	707,635.00		50,464.83	758,099.83	100,000.00				36,775.80		36,775.80	F72 Airport Operating
F78 LEOSE -Sheriff	4,176.82	3,357.21				0.00					7,534.03		7,534.03	F78 LEOSE -Sheriff
F79 LEOSE- Constable 1	9,385.42	678.30				0.00					10,063.72		10,063.72	F79 LEOSE- Constable 1
F82 LEOSE-Constable 2	7,331.75	619.89				0.00					7,951.64		7,951.64	F82 LEOSE-Constable 2
F81 Tax Assessor-M V I	106.75					0.00					106.75		106.75	F81 Tax Assessor-M V I
F40 Sheriff Equitable Sharing	1,216.66	9.77				0.00					1,226.43		1,226.43	F40 Sheriff Equitable Sharing
<b>Sub-Totals Special Revenue</b>	<b>1,899,141.29</b>	<b>619,949.44</b>	<b>1,312,489.37</b>	<b>0.00</b>	<b>64,277.49</b>	<b>1,376,766.86</b>	<b>100,000.00</b>	<b>0.00</b>	<b>0.00</b>	<b>0.00</b>	<b>1,242,323.87</b>	<b>0.00</b>	<b>1,242,323.87</b>	<b>Sub-Totals Special Revenue</b>



**GILLESPIE COUNTY, TEXAS**  
**STATEMENT OF**  
**Receipts, Disbursements, Electronic Funds Transfers, Payroll, Interfund Allocations, Adjustments, and Time Investments**  
**of County Funds Managed by County Treasurer**

Fiscal Year to Date as of Period Ended April 30, 2018

For Current Account Period	Cash Balance as of 09.30.2017	Receipts	Disbursements	Electronic Fund Transfers	Payroll	Total Disbursements	Interfund Allocations In	Interfund Allocations Out	FY2018 Adjustments	FY2017 YE Adjustments	Cash Balances as of 04.30.2018	Time Investments	Adjusted Cash Balance as of 04.30.2018	For Current Account Period
----------------------------	-------------------------------	----------	---------------	---------------------------	---------	---------------------	--------------------------	---------------------------	--------------------	-----------------------	--------------------------------	------------------	--	----------------------------

SPECIAL REVENUE ... GRANTS														
F11 Grants ... General - Energy Efficiency	0.00					0.00					0.00		0.00	F11 Grants ... General - Energy Efficiency
F11 Grants ... Law Enforcement, Emergency Services P25 Compliant Radio	0.00					0.00					0.00		0.00	F11 Grants ... Law Enforcement, Emergency Services P25 Compliant Radio
F54 PML ... Loan Star Grant	0.00					0.00					0.00		0.00	F54 PML ... Loan Star Grant
F54 PML ... PAC-HUG Grant	0.00					0.00					0.00		0.00	F54 PML ... PAC-HUG Grant
F71 Airport Capital Project Grant	15.18					0.00					15.18		15.18	F71 Airport Capital Project Grant
<b>Sub-Totals Special Revenue ... Grants</b>	<b>15.18</b>	<b>0.00</b>	<b>0.00</b>	<b>0.00</b>	<b>0.00</b>	<b>0.00</b>	<b>0.00</b>	<b>0.00</b>	<b>0.00</b>	<b>0.00</b>	<b>15.18</b>	<b>0.00</b>	<b>15.18</b>	<b>Sub-Totals Special Revenue ... Grants</b>

CERTIFICATES OF OBLIGATION BONDS and GENERAL OBLIGATION BONDS ... Project Operating Accounts														
F61 GOB Series 2013 ... Jail Project	290,749.68	1,822.58	104,066.86			104,066.86					188,505.40		188,505.40	F61 GOB Series 2013 ... Jail Project
<b>Sub-Totals COB ... GOB Operating</b>	<b>290,749.68</b>	<b>1,822.58</b>	<b>104,066.86</b>	<b>0.00</b>	<b>0.00</b>	<b>104,066.86</b>	<b>0.00</b>	<b>0.00</b>	<b>0.00</b>	<b>0.00</b>	<b>188,505.40</b>	<b>0.00</b>	<b>188,505.40</b>	<b>Sub-Totals COB ... GOB Operating</b>

CERTIFICATES OF OBLIGATION BONDS and GENERAL OBLIGATION BONDS ... Interest & Sinking Accounts														
F62 GOB Series 2013 ... Interest & Sinking	50,995.65	1,015,148.19		797,125.00		797,125.00					269,018.84		269,018.84	F62 GOB Series 2013 ... Interest & Sinking
F53 COB Series 2001 / GOB Refunding Series 2013 ... Interest & Sinking	23,888.57	178,378.36		171,120.00		171,120.00					31,146.93		31,146.93	F53 COB Series 2001 / GOB Refunding Series 2013 ... Interest & Sinking
<b>Sub-Totals COB ... GOB I&amp;S</b>	<b>74,884.22</b>	<b>1,193,526.55</b>	<b>0.00</b>	<b>968,245.00</b>	<b>0.00</b>	<b>968,245.00</b>	<b>0.00</b>	<b>0.00</b>	<b>0.00</b>	<b>0.00</b>	<b>300,165.77</b>	<b>0.00</b>	<b>300,165.77</b>	<b>Sub-Totals COB ... GOB I&amp;S</b>

CAPITAL PROJECT ... Project Operating Account														
F70 Capital Improvements / Maintenance	0.00	10,548.87	6,188.40		8,229.34	14,417.74	2,800,000.00				2,796,131.13		2,796,131.13	F70 Capital Improvements / Maintenance
<b>Sub-Totals CAPITAL PROJECTS</b>	<b>0.00</b>	<b>10,548.87</b>	<b>6,188.40</b>	<b>0.00</b>	<b>8,229.34</b>	<b>14,417.74</b>	<b>2,800,000.00</b>	<b>0.00</b>	<b>0.00</b>	<b>0.00</b>	<b>2,796,131.13</b>	<b>0.00</b>	<b>2,796,131.13</b>	<b>Sub-Totals CAPITAL PROJECTS</b>

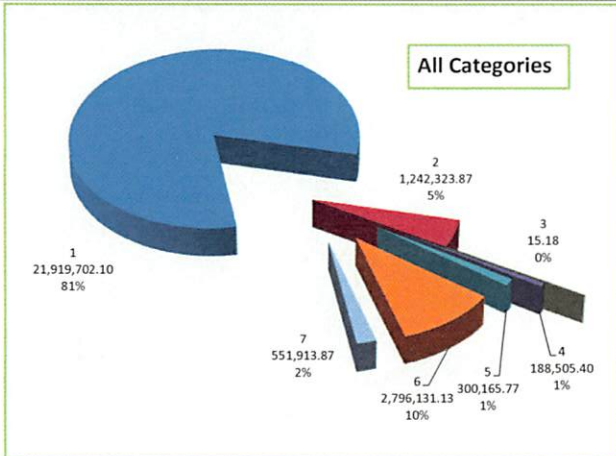
**GILLESPIE COUNTY, TEXAS**  
**STATEMENT OF**  
**Receipts, Disbursements, Electronic Funds Transfers, Payroll, Interfund Allocations, Adjustments, and Time Investments**  
**of County Funds Managed by County Treasurer**

Fiscal Year to Date as of Period Ended April 30, 2018

For Current Account Period	Cash Balance as of 09.30.2017	Receipts	Disbursements	Electronic Fund Transfers	Payroll	Total Disbursements	Interfund Allocations In	Interfund Allocations Out	FY2018 Adjustments	FY2017 YE Adjustments	Cash Balances as of 04.30.2018	Time Investments	Adjusted Cash Balance as of 04.30.2018	For Current Account Period
----------------------------	-------------------------------	----------	---------------	---------------------------	---------	---------------------	--------------------------	---------------------------	--------------------	-----------------------	--------------------------------	------------------	--	----------------------------

TRUST and AGENCY														
F22 Criminal Justice	68,042.58	180,564.42	799.28	246,213.35		247,012.63					1,594.37		1,594.37	F22 Criminal Justice
F27 Waste Water	970.00	1,520.00	2,020.00			2,020.00					470.00		470.00	F27 Waste Water
F80 County Attorney Hot Check	11,062.68	16,000.80	13,564.53			13,564.53					13,498.95		13,498.95	F80 County Attorney Hot Check
F89 McDermott (PML)	111,393.96	895.40				0.00					112,289.36		112,289.36	F89 McDermott (PML)
F92 Breiten (PML)	193,950.78	1,519.61	7,863.59			7,863.59					187,606.80		187,606.80	F92 Breiten (PML)
F85 Justice Of Peace 1	33,951.11	16,693.51	12,636.07			12,636.07					38,008.55		38,008.55	F85 Justice Of Peace 1
F86 Justice Of Peace 2	17,004.83	1,212.28	2,872.29			2,872.29					15,344.82		15,344.82	F86 Justice Of Peace 2
F83 Appellate Judicial	1,594.08	1,435.11	1,874.12			1,874.12					1,155.07		1,155.07	F83 Appellate Judicial
F84 Alternative Dispute Resolution	1,935.00	3,887.26	4,079.14			4,079.14					1,743.12		1,743.12	F84 Alternative Dispute Resolution
F90 Unclaimed Monies	57,075.87		252.08			252.08					56,823.79		56,823.79	F90 Unclaimed Monies
F94 County Clerk Operating	56,542.95	11,372.23	2,794.23			2,794.23					65,120.95		65,120.95	F94 County Clerk Operating
F95 District Clerk Operating	44,260.74	21,074.35	7,077.00			7,077.00					58,258.09		58,258.09	F95 District Clerk Operating
<b>Sub-Totals Trust and Agency</b>	<b>597,784.58</b>	<b>256,174.97</b>	<b>55,832.33</b>	<b>246,213.35</b>	<b>0.00</b>	<b>302,045.68</b>	<b>0.00</b>	<b>0.00</b>	<b>0.00</b>	<b>0.00</b>	<b>551,913.87</b>	<b>0.00</b>	<b>551,913.87</b>	<b>Sub-Totals Trust and Agency</b>

TOTALS ALL FUNDS	19,885,032.41	20,955,009.60	7,585,943.67	3,192,824.25	3,062,516.77	13,841,284.69	3,913,000.00	3,913,000.00	0.00	0.00	26,998,757.32	4,600,000.00	22,398,757.32	TOTALS ALL FUNDS
------------------	---------------	---------------	--------------	--------------	--------------	---------------	--------------	--------------	------	------	---------------	--------------	---------------	------------------



Cash Balances by Category	
As of April 30, 2018	
21,919,702.10	Maintenance & Operating
1,242,323.87	Special Revenue
15.18	Special Revenue ... Grants
188,505.40	Certificates of Obligation Bonds & General Obligation Bonds ... Project Operating
300,165.77	Certificates of Obligation Bonds & General Obligation Bonds ... Interest & Sinking
2,796,131.13	Capital Project Funds
<u>551,913.87</u>	Trust and Agency
<b>\$ 26,998,757.32</b>	

**FY2017-2018**  
**GILLESPIE COUNTY, TEXAS**  
**STATEMENT OF**  
**Fund Cash/ Investment Balances of All County Funds Managed By County Treasurer**

FUND DESCRIPTION ACTIVE FUNDS		FY2018	FY2017	FY2016	FY2015	FY2014	FY2013	FY2012	FY2011	FY2010	FY2009	FY2008	FY2007	FY2006	FY2005	
		As of 04.30.2018							As Of Fiscal Year Ending Date							
<b>GENERAL and ROAD &amp; BRIDGE Maintenance &amp; Operating</b>																
<b>F10</b>	<b>General Fund</b>															
	All Departments	17,906,236.53	14,923,536.00	12,334,694.04	10,425,972.66	9,427,791.73	7,929,967.87	6,382,410.44	7,099,577.50	8,058,141.42	9,262,263.41	8,857,295.99	7,871,493.01	6,391,051.39	4,764,571.70	
<b>Road &amp; Bridge</b>																
F15	County Wide	2,697,123.80	883,328.50	348,372.04	341,842.65	378,620.01	285,411.34	269,007.62	247,933.84	231,323.63	415,645.89	590,087.10	266,135.87	214,879.76	325,631.63	
F16	Precinct No 1	293,894.61	297,118.95	299,702.39	268,572.55	241,992.22	241,285.37	245,176.66	314,264.01	419,950.01	310,192.73	159,578.97	288,106.85	214,159.86	146,948.45	
F17	Precinct No 2	281,784.01	306,581.79	306,892.17	267,713.97	250,708.69	263,049.77	258,790.65	290,025.28	437,336.83	225,655.61	238,217.17	214,371.88	129,291.12	143,620.74	
F18	Precinct No 3	392,974.29	307,349.83	298,810.08	268,676.90	143,588.42	266,091.82	255,513.57	302,798.14	356,974.50	189,553.20	94,153.92	261,697.98	131,482.78	89,710.29	
F19	Precinct No 4	347,688.86	304,542.39	298,831.13	269,015.94	228,968.64	296,509.28	242,510.97	296,473.77	334,265.94	297,466.40	205,119.63	294,441.60	144,424.27	87,076.99	
	Road & Bridge Sub-Totals	4,013,465.57	2,098,921.46	1,552,607.81	1,415,822.01	1,243,877.98	1,352,347.58	1,270,999.47	1,451,495.04	1,779,850.91	1,438,513.83	1,287,156.79	1,324,754.18	834,237.79	792,988.10	
<b>Sub-Totals</b>																
<b>General and Road &amp; Bridge Maintenance &amp; Operating</b>		<b>21,919,702.10</b>	<b>17,022,457.46</b>	<b>13,887,301.85</b>	<b>11,841,794.67</b>	<b>10,671,669.71</b>	<b>9,282,315.45</b>	<b>7,653,409.91</b>	<b>8,551,072.54</b>	<b>9,837,992.33</b>	<b>10,700,777.24</b>	<b>10,144,452.78</b>	<b>9,196,247.19</b>	<b>7,225,289.18</b>	<b>5,557,559.80</b>	

**FY2017-2018**  
**GILLESPIE COUNTY, TEXAS**  
**STATEMENT OF**  
**Fund Cash/ Investment Balances of All County Funds Managed By County Treasurer**

FUND DESCRIPTION ACTIVE FUNDS		FY2018	FY2017	FY2016	FY2015	FY2014	FY2013	FY2012	FY2011	FY2010	FY2009	FY2008	FY2007	FY2006	FY2005	
		As of 04.30.2018					As Of Fiscal Year Ending Date									
<b>SPECIAL REVENUE</b>																
F20	Law Library	5,412.25	4,240.37	2,467.24	7,760.46	13,480.79	22,378.86	28,338.91	39,192.23	43,400.98	41,852.55	42,419.59	40,079.68	36,066.66	31,284.42	
F21	Lateral Road Precinct Depts											31,328.62	18,897.94	0.00	12,377.05	
	Precinct No 1	6,658.22	0.00	13,291.39	6,633.18	0.00	0.00	0.00	0.00	0.00	0.00					
	Precinct No 2	6,683.26	25.04	25.04	0.00	0.00	0.00	0.00	0.00	0.00	0.00					
	Precinct No 3	6,658.21	0.00	6,658.22	0.00	0.00	0.00	0.00	0.00	0.00	0.00					
	Precinct No 4	6,658.22	0.00	0.00	0.00	0.00	0.00	0.00	0.00	0.00	0.00					
F24	Probate Fund															
	Training	4,767.60	4,720.77	4,299.77	4,572.06	4,124.42	4,478.28	3,863.76	4,145.00	3,616.94	3,996.51	3,568.10	3,645.71	3,765.83	3,195.83	
	Guardianship Program	34,026.98	31,868.70	28,228.70	25,200.92	22,216.48	19,143.76	15,277.64	12,092.87	8,595.01	5,109.40	2,328.98				
F25	Court Reporter Service	1,267.45	0.00	3,248.11	467.33	236.68	2,457.15	772.43	531.72	3,586.72	3,925.99	4,749.95	4,047.90	5,121.28	5,477.58	
F28	County Records Mgt	33,888.11	45,077.07	69,004.06	91,506.18	83,503.81	75,768.96	68,085.54	60,798.05	85,746.02	83,499.27	78,601.53	67,393.03	58,717.22	51,017.76	
F29	County Clerk Rcds Mgt	153,216.83	156,542.49	117,867.78	103,515.09	86,517.49	60,025.77	49,201.97	50,654.52	68,198.97	73,472.48	70,443.27	82,242.00	72,150.57	72,669.38	
F30	Sheriff Forfeiture	35,156.31	46,716.11	41,956.71	37,627.93	15,712.92	15,899.44	11,441.71	7,858.55	9,611.45	9,686.21	7,929.49	7,672.56	7,249.58	5,649.05	
F93	Sheriff Abandoned Vehicle	1,225.97	1,216.20	1,206.15	1,201.61	1,199.37	1,197.57	1,195.50	1,193.43	1,191.12	1,188.59					
F31	Justice Court Bldg Security	5,017.36	9,531.27	31,719.70	29,522.59	27,149.25	24,171.38	21,074.90	18,274.01	14,515.70	10,916.77	7,584.19	4,002.12	1,179.63		
F32	Courthouse Security	45,396.39	35,318.46	17,774.07	2,097.39	12,630.03	44,053.70	71,743.76	102,026.09	130,994.24	144,526.10	135,480.79	121,098.83	107,026.56	97,568.68	
F34	Distist Clerk Records Mgmt	11,590.40	10,483.00	8,791.19	7,114.22	5,630.28	5,335.50	3,698.05	5,990.38	4,439.59	2,786.99	1,052.78	1,379.12	3,360.24	2,440.00	
F35	County & District Courts Technolog	26,711.61	24,373.70	20,360.61	16,756.67	13,523.64	11,667.87	8,337.60	5,132.39	1,816.93						
F36	Occupacy Tax	517,692.81	682,484.17	608,412.96	538,177.10	447,100.78	390,614.91	338,673.95	308,813.75	320,237.64	317,065.36	247,888.90	119,121.10	0.00		
F37	Pretrial Intervention	141,025.71	136,525.71	127,525.71	123,025.71	123,025.71	122,525.71	114,790.71	66,662.71	28,926.64	13,800.00	7,300.00				
F51	Justice Court Technology	135,611.81	130,407.55	121,167.37	112,119.89	102,554.58	90,599.26	78,070.58	74,024.21	58,891.29	45,290.75	33,688.80	21,166.16	9,714.42	4,805.84	
F72	Airport Operating	36,775.80	557,393.28	952,258.99	1,037,772.61	598,769.47	573,788.08	89,165.48	23,728.30	11,341.82	73,880.94	31,324.65	16,738.96	39,251.50	24,529.76	
F78	LEOSE-Sheriff	7,534.03	4,176.82	5,436.41	4,028.28	2,058.58	0.00	1,126.08	4,026.08	2,976.21	7,014.12	5,446.60	4,467.33	3,818.12	2,074.71	
F79	LEOSE-Constable 1	10,063.72	9,385.42	8,702.83	8,038.15	7,379.00	6,728.73	6,728.73	6,748.73	6,086.06	5,498.36	4,837.67	4,167.79	3,560.06	2,890.67	
F82	LEOSE-Constable 2	7,951.64	7,331.75	6,649.16	5,984.48	6,105.88	5,455.61	5,455.61	5,455.61	5,537.84	5,421.92	4,761.23	4,091.35	3,785.87	3,116.48	
F81	Tax Assessor M V I	106.75	106.75	106.75	106.75	106.75	106.75	106.75	95.92	73.66	73.66	0.00	2,290.79	2,178.41	1,833.73	
F40	Sheriff Equitable Sharing	1,226.43	1,216.66	1,206.61	1,202.07	1,200.17										
<b>Sub-Totals Special Revenue</b>		<b>1,242,323.87</b>	<b>1,899,141.29</b>	<b>2,198,365.53</b>	<b>2,164,430.67</b>	<b>1,574,226.08</b>	<b>1,476,397.29</b>	<b>917,149.66</b>	<b>797,444.55</b>	<b>809,784.83</b>	<b>849,005.97</b>	<b>720,735.14</b>	<b>522,502.37</b>	<b>356,945.95</b>	<b>320,930.94</b>	

**FY2017-2018**  
**GILLESPIE COUNTY, TEXAS**  
**STATEMENT OF**  
**Fund Cash/ Investment Balances of All County Funds Managed By County Treasurer**

FUND DESCRIPTION ACTIVE FUNDS	FY2018	FY2017	FY2016	FY2015	FY2014	FY2013	FY2012	FY2011	FY2010	FY2009	FY2008	FY2007	FY2006	FY2005
----------------------------------	--------	--------	--------	--------	--------	--------	--------	--------	--------	--------	--------	--------	--------	--------

As of 04.30.2018

As Of Fiscal Year Ending Date

SPECIAL REVENUE ... GRANTS														
F11	Grants ... General - Energy Efficient	0.00	0.00	0.00	0.00	0.00	0.00	38.98						
F11	Grants ... Law Enforcement, Emergency Services P25 Compliant Radio	0.00	0.00	0.00	0.00	75,248.14	(78,346.14)	0.00						
F54	PML...Loan Star Grant	0.00	0.00	258.39	258.39	258.39	258.39	258.39	258.39	254.04	345.29	522.91	293.50	65.12
F54	PML...PAC-HUG Grant	0.00	0.00	211.40	211.40	211.40	211.40	211.40	211.40	211.40	211.06	209.40	6,634.72	6,307.45
F71	Airport Capital Project Grant	15.18	15.18	15.18	15.18	15.18	11,795.25							
<b>Sub-Totals</b>		<b>15.18</b>	<b>15.18</b>	<b>484.97</b>	<b>484.97</b>	<b>75,733.11</b>	<b>(66,081.10)</b>	<b>469.79</b>	<b>508.77</b>	<b>465.44</b>	<b>556.35</b>	<b>732.31</b>	<b>6,928.22</b>	<b>6,372.57</b>
<b>Special Revenue ... Grants</b>		<b>15.18</b>	<b>15.18</b>	<b>484.97</b>	<b>484.97</b>	<b>75,733.11</b>	<b>(66,081.10)</b>	<b>469.79</b>	<b>508.77</b>	<b>465.44</b>	<b>556.35</b>	<b>732.31</b>	<b>6,928.22</b>	<b>6,372.57</b>

CERTIFICATES OF OBLIGATION BONDS and GENERAL OBLIGATION BONDS Operating Accounts														
F61	GOB Series 2013 ... Jail Project	188,505.40	290,749.68	290,019.50	491,873.19	5,249,856.00	13,952,401.46							
<b>Sub-Totals</b>		<b>188,505.40</b>	<b>290,749.68</b>	<b>290,019.50</b>	<b>491,873.19</b>	<b>5,249,856.00</b>	<b>13,952,401.46</b>	<b>0.00</b>	<b>0.00</b>	<b>0.00</b>	<b>0.00</b>	<b>0.00</b>	<b>0.00</b>	<b>0.00</b>
<b>COB ... GOB Operating</b>		<b>188,505.40</b>	<b>290,749.68</b>	<b>290,019.50</b>	<b>491,873.19</b>	<b>5,249,856.00</b>	<b>13,952,401.46</b>	<b>0.00</b>	<b>0.00</b>	<b>0.00</b>	<b>0.00</b>	<b>0.00</b>	<b>0.00</b>	<b>0.00</b>

CERTIFICATES OF OBLIGATION BONDS and GENERAL OBLIGATION BONDS Interest & Sinking Accounts														
F62	GOB Series 2013 ... Interest & Sinking	269,018.84	50,995.65	367,170.78	176,091.44	186,733.10	33,431.94							
F53	COB Series 2001 / GOB Refunding Series 2013 ... Interest & Sinking	31,146.93	23,888.57	60,224.16	22,393.57	30,914.07	37,851.74	30,199.42	28,061.84	2,624.28	8,069.04	82,110.37	95,558.09	31,073.48
<b>Sub-Totals</b>		<b>300,165.77</b>	<b>74,884.22</b>	<b>427,394.94</b>	<b>198,485.01</b>	<b>217,647.17</b>	<b>71,283.68</b>	<b>30,199.42</b>	<b>28,061.84</b>	<b>2,624.28</b>	<b>8,069.04</b>	<b>82,110.37</b>	<b>95,558.09</b>	<b>31,073.48</b>
<b>COB ... GOB I&amp;S</b>		<b>300,165.77</b>	<b>74,884.22</b>	<b>427,394.94</b>	<b>198,485.01</b>	<b>217,647.17</b>	<b>71,283.68</b>	<b>30,199.42</b>	<b>28,061.84</b>	<b>2,624.28</b>	<b>8,069.04</b>	<b>82,110.37</b>	<b>95,558.09</b>	<b>31,073.48</b>

CAPITAL PROJECT Project Operating Account														
F70	Capital Improvements / Maintenance	2,796,131.13												
<b>Sub-Totals</b>		<b>2,796,131.13</b>												
<b>Capital Project Operating</b>		<b>2,796,131.13</b>												

**FY2017-2018**  
**GILLESPIE COUNTY, TEXAS**  
**STATEMENT OF**  
**Fund Cash/ Investment Balances of All County Funds Managed By County Treasurer**

FUND DESCRIPTION ACTIVE FUNDS	FY2018	FY2017	FY2016	FY2015	FY2014	FY2013	FY2012	FY2011	FY2010	FY2009	FY2008	FY2007	FY2006	FY2005
----------------------------------	--------	--------	--------	--------	--------	--------	--------	--------	--------	--------	--------	--------	--------	--------

As of 04.30.2018

As Of Fiscal Year Ending Date

<b>TRUST and AGENCY</b>															
F22	Criminal Justice	1,594.37	68,042.58	54,932.91	54,332.95	56,439.35	62,059.07	51,843.04	61,241.11	72,063.98	65,435.27	86,647.15	71,204.17	56,514.01	47,492.20
F27	Waste Water	470.00	970.00	730.00	650.00	610.00	500.00	660.00	450.00	630.00	590.00	910.00	300.00	2,500.00	1,090.00
F80	County Attorney Hot Check	13,498.95	11,062.68	7,577.51	11,784.05	11,142.69	17,676.23	21,388.16	14,191.24	6,555.71	23,288.36	13,177.74	8,791.79	9,641.14	9,240.53
F89	McDermott (PML)	112,289.36	111,393.96	110,471.53	138,721.86	144,339.67	145,002.86	144,748.09	155,460.28	157,606.59	157,267.26	155,991.94	150,937.08	143,185.65	138,423.71
F92	Breiten (PML)	187,606.80	193,950.78	201,971.34	207,231.35	213,777.98	232,518.32	242,104.78	263,175.02	295,903.52	295,266.14	292,871.78	283,381.35	374,330.42	416,034.73
F85	Justice Peace No 1	38,008.55	33,951.11	35,430.40	39,391.40	36,196.17	38,870.87	32,802.78	31,544.44	42,704.30	27,861.46	32,606.50	31,714.74	31,364.72	20,388.07
F86	Justice Peace No 2	15,344.82	17,004.83	15,777.64	16,066.07	25,655.83	23,579.31	23,495.92	25,400.31	30,650.37	26,998.27	29,161.96	34,657.77	22,634.54	22,782.46
F83	Appellate Judicial	1,155.07	1,594.08	1,156.16	777.34	703.81	1,315.45	1,354.03	1,180.92	1,181.94	1,075.75	1,547.53	1,154.53	1,161.47	819.50
F84	Alternative Dispute	1,743.12	1,935.00	1,857.31	2,195.50	720.00	1,796.86	1,493.98	2,087.71	1,840.22	1,664.85	1,697.66	2,052.55	2,024.88	6,530.00
F90	Unclaimed Monies	56,823.79	57,075.87	57,058.39	54,211.45	55,949.27	50,746.77	48,698.94	47,544.20	47,757.66	46,394.14	43,344.41	36,840.41	5,213.28	4,961.20
F94	County Clerk Operating	65,120.95	56,542.95	54,774.79	42,645.44	43,947.02	33,039.61	38,409.66	32,375.08	41,376.98					
F95	District Clerk Operating	58,258.09	44,260.74	48,925.35	71,669.36	86,979.66	41,113.16	41,651.53	48,532.38	47,975.16					
<b>Sub-Totals Trust &amp; Agency</b>		<b>551,913.87</b>	<b>597,784.58</b>	<b>590,663.33</b>	<b>639,676.77</b>	<b>676,461.45</b>	<b>648,218.51</b>	<b>648,650.91</b>	<b>683,182.69</b>	<b>746,246.43</b>	<b>645,841.50</b>	<b>657,956.67</b>	<b>621,034.39</b>	<b>648,569.91</b>	<b>667,762.40</b>

<b>TOTALS ALL ACTIVE FUNDS</b>	<b>26,998,757.32</b>	<b>19,885,032.41</b>	<b>17,394,230.12</b>	<b>15,336,745.28</b>	<b>18,465,593.52</b>	<b>25,364,535.29</b>	<b>9,249,879.69</b>	<b>10,060,270.39</b>	<b>11,397,113.31</b>	<b>12,204,250.10</b>	<b>11,605,987.27</b>	<b>10,442,270.26</b>	<b>8,268,251.09</b>	<b>6,569,541.83</b>
------------------------------------	----------------------	----------------------	----------------------	----------------------	----------------------	----------------------	---------------------	----------------------	----------------------	----------------------	----------------------	----------------------	---------------------	---------------------

FY2018  
As of 04.30.2018

FY2017  
As Of Fiscal Year Ending Date

**FY2017-2018  
GILLESPIE COUNTY, TEXAS  
STATEMENT OF  
Fund Cash/ Investment Balances of All County Funds Managed By County Treasurer**

FUND DESCRIPTION INACTIVE FUNDS	FY2018	FY2017	FY2016	FY2015	FY2014	FY2013	FY2012	FY2011	FY2010	FY2009	FY2008	FY2007	FY2006	FY2005
------------------------------------	--------	--------	--------	--------	--------	--------	--------	--------	--------	--------	--------	--------	--------	--------

As of 04.30.2018

As Of Fiscal Year Ending Date

INACTIVE FUNDS														
F99	Light Up The Block			0.00	3.48	3.48	3.48	3.48	3.48	73.05	90.54	47.76	0.00	0.00
F87	Flora Eckert						0.00	0.00	2,633.35	4,511.42	6,484.28	6,274.17	5,951.99	5,682.06
F49	Homeland Security (2)							0.00	0.00	0.00	0.00	0.00	0.00	0.00
F50	Homeland Security							0.00	0.00	0.00	0.00	0.00	100.00	0.00
F88	Krikorian							0.00	0.00	28,000.00	26,700.71	25,835.51	25,117.93	24,942.10
F38	Intoxication/Drug Court							0.00	0.00	0.00	869.40			
F33	Graffiti Eradication							0.00	0.00	0.00	0.00	0.00	0.00	0.00
F52	COB Series 2001							0.00	0.00	0.00	0.00	0.00	0.00	0.00
F--	County Court Records Archive...									0.00	0.00	0.00	0.00	0.00
F55	TIF Grant													
F56	1997 TCHCA-Fbg													
F74	Airport Economic													
F60	Post Office Certificates													
F26	Historical Commission													
F57	Harper-1996TCDP													
F58	Stonewall Grant #2													
F59	Stonewall Grant #1													
F91	DWI Educational													
F73	Airport Master													
F14	Internal Inventory													
<b>TOTALS ALL INACTIVE FUNDS</b>		<b>0.00</b>	<b>0.00</b>	<b>0.00</b>	<b>0.00</b>	<b>0.00</b>	<b>0.00</b>	<b>0.00</b>	<b>0.00</b>	<b>2,633.35</b>	<b>32,511.42</b>	<b>34,054.39</b>	<b>32,109.68</b>	<b>31,169.92</b>

<b>TOTALS ALL FUNDS</b>	<b>26,998,757.32</b>	<b>19,885,032.41</b>	<b>17,394,230.12</b>	<b>15,336,745.28</b>	<b>18,465,593.52</b>	<b>25,364,535.29</b>	<b>9,249,879.69</b>	<b>10,060,270.39</b>	<b>11,399,746.66</b>	<b>12,236,761.52</b>	<b>11,640,041.66</b>	<b>10,474,379.94</b>	<b>8,299,421.01</b>	<b>6,600,165.99</b>
	FY2018	FY2017	FY2016	FY2015	FY2014	FY2013	FY2012	FY2011	FY2010	FY2009	FY2008	FY2007	FY2006	FY2005
	As of 04.30.2018							As Of Fiscal Year Ending Date						

GILLESPIE COUNTY, TEXAS  
STATEMENT OF  
Maintenance & Operating Accounts

		FY2018 as of 04.30.2018	FY2017	FY2016	FY2015	FY2014	FY2013	FY2012	FY2011	FY2010	FY2009	FY2008	FY2007	FY2006	FY2005	FY2004
		As Of Fiscal Year Ending Date														
GENERAL and ROAD & BRIDGE Maintenance & Operating		Revenues Inclusive Interfund Allocations														
<b>General M&amp;O</b>																
F10	General Fund	15,231,412.18	17,407,529.76	15,277,118.38	14,328,862.53	12,755,375.08	12,660,309.58	10,657,906.95	10,270,640.00	10,012,774.28	10,028,550.21	9,924,012.18	9,490,558.36	8,835,351.86	7,552,137.53	6,694,818.95
	General Fund Over/(Under) Prior Period	(2,176,117.58)	2,130,411.38	948,255.85	1,573,487.45	95,065.50	2,002,402.63	387,266.95	257,865.72	(15,775.93)	104,538.03	433,453.82	655,206.50	1,283,214.33	857,318.58	
	General Fund Cumulative Change for Periods Shown	7,679,274.65	10,712,710.81	8,582,299.43	7,634,043.58	6,060,556.13	5,965,490.63	3,963,088.00	3,575,821.05	3,317,955.33	3,333,731.26	3,229,193.23	2,795,739.41	2,140,532.91	857,318.58	
<b>Road &amp; Bridge M&amp;O</b>																
F15	County Wide	3,093,476.02	3,410,602.12	2,689,183.71	2,505,423.71	2,340,392.13	2,406,186.26	2,332,689.79	2,238,480.99	2,655,743.60	2,455,013.90	2,407,977.22	1,729,457.34	1,503,999.95	1,460,739.18	1,803,469.90
F16	Precinct No 1	368,041.07	736,562.93	672,953.29	553,250.36	562,311.15	535,823.96	495,287.80	435,659.70	744,672.18	777,666.49	466,454.42	389,503.85	464,726.41	353,441.58	363,007.70
F17	Precinct No 2	407,411.15	646,573.28	559,516.98	501,916.42	470,090.32	458,483.76	393,971.07	360,599.55	696,129.62	488,100.77	437,920.95	414,722.93	340,778.11	382,243.78	249,193.16
F18	Precinct No 3	421,752.35	657,870.65	573,953.02	835,249.40	653,606.04	774,237.93	893,200.46	815,249.25	827,083.23	773,976.99	580,570.58	415,908.20	451,128.21	381,907.46	446,687.99
F19	Precinct No 4	<u>363,894.42</u>	<u>571,413.50</u>	<u>586,899.98</u>	<u>518,659.61</u>	<u>444,169.11</u>	<u>503,497.57</u>	<u>395,510.13</u>	<u>490,546.26</u>	<u>554,193.35</u>	<u>558,733.58</u>	<u>486,036.38</u>	<u>388,009.34</u>	<u>303,825.62</u>	<u>350,971.44</u>	<u>248,722.06</u>
	Sub-Total R&B	4,654,575.01	6,023,022.48	5,082,506.98	4,914,499.50	4,470,568.75	4,678,229.48	4,510,659.25	4,340,535.75	5,477,821.98	5,053,491.73	4,378,959.55	3,337,601.66	3,064,458.50	2,929,303.44	3,111,080.81
	Road & Bridge Over/(Under) Prior Period	(1,368,447.47)	940,515.50	168,007.48	443,930.75	(207,660.73)	167,570.23	170,123.50	(1,137,286.23)	424,330.25	674,532.18	1,041,357.89	273,143.16	135,155.06	(181,777.37)	
	Road & Bridge Cumulative Change for Periods Shown	1,725,271.57	2,911,941.67	1,971,426.17	1,803,418.69	1,359,487.94	1,567,148.67	1,399,578.44	1,229,454.94	2,366,741.17	1,942,410.92	1,267,878.74	226,520.85	(46,622.31)	(181,777.37)	
<b>Overall Totals General / Road &amp; Bridge M&amp;O</b>		19,885,987.19	23,430,552.24	20,359,625.36	19,243,362.03	17,225,943.83	17,338,539.06	15,168,566.20	14,611,175.75	15,490,596.26	15,082,041.94	14,302,971.73	12,828,160.02	11,899,810.36	10,481,440.97	9,805,899.76
	Overall Over/(Under) Prior Period	(3,544,565.05)	3,070,926.88	1,116,263.33	2,017,418.20	(112,595.23)	2,169,972.86	557,390.45	(879,420.51)	408,554.32	779,070.21	1,474,811.71	928,349.66	1,418,369.39	675,541.21	
	Overall Cumulative Change for Periods Shown	9,404,546.22	13,624,652.48	10,553,725.60	9,437,462.27	7,420,044.07	7,532,639.30	5,362,666.44	4,805,275.99	5,684,696.50	5,276,142.18	4,497,071.97	3,022,250.26	2,093,910.60	675,541.21	



GILLESPIE COUNTY, TEXAS  
STATEMENT OF  
Maintenance & Operating Accounts

	FY2018 as of 04.30.2018	FY2017	FY2016	FY2015	FY2014	FY2013	FY2012	FY2011	FY2010	FY2009	FY2008	FY2007	FY2006	FY2005	FY2004
	As Of Fiscal Year Ending Date														
<b>GENERAL and ROAD &amp; BRIDGE Maintenance &amp; Operating</b>															
							<b>Expenditures</b>								
							<b>Inclusive Interfund Allocations and Adjustments</b>								
<b>General M&amp;O</b>															
F10 General Fund	12,248,711.65	14,818,687.80	13,368,397.00	13,330,681.60	11,257,551.22	11,112,752.15	11,375,074.01	11,229,203.92	11,216,896.27	9,623,582.79	8,938,209.20	8,010,116.74	7,208,872.17	7,187,414.03	6,314,580.06
General Fund Over/(Under) Prior Period	(2,569,976.15)	1,450,290.80	37,715.40	2,073,130.38	144,799.07	(262,321.86)	145,870.09	12,307.65	1,593,313.48	685,373.59	928,092.46	801,244.57	21,458.14	872,833.97	
General Fund Cumulative Change for Periods Shown	5,061,297.62	8,504,107.74	7,053,816.94	7,016,101.54	4,942,971.16	4,798,172.09	5,060,493.95	4,914,623.86	4,902,316.21	3,309,002.73	2,623,629.14	1,695,536.68	894,292.11	872,833.97	
<b>Road &amp; Bridge M&amp;O</b>															
F15 County Wide	1,279,680.72	2,875,645.66	2,682,654.32	2,542,201.07	2,247,183.46	2,389,782.54	2,311,616.01	2,221,870.78	2,840,065.86	2,629,455.11	2,084,025.99	1,678,201.23	1,614,751.82	1,644,613.21	1,436,802.68
F16 Precinct No 1	371,265.41	739,146.37	641,823.45	526,670.03	561,604.30	539,715.25	564,375.15	541,345.70	634,914.90	627,052.73	594,982.30	315,556.86	397,515.00	365,672.92	340,012.45
F17 Precinct No 2	432,208.93	646,883.66	520,338.78	484,911.14	482,431.40	454,224.64	425,205.70	507,911.10	484,448.40	500,662.33	414,075.66	329,642.17	355,107.73	325,596.47	313,286.90
F18 Precinct No 3	336,127.89	649,330.90	543,819.84	710,160.92	776,109.44	763,659.68	940,485.03	869,425.61	659,661.93	678,577.71	748,114.64	285,693.00	409,355.72	362,931.51	504,242.39
F19 Precinct No 4	<u>320,747.95</u>	<u>565,702.24</u>	<u>557,084.79</u>	<u>478,612.31</u>	<u>511,709.75</u>	<u>449,499.26</u>	<u>449,472.93</u>	<u>528,338.43</u>	<u>517,393.81</u>	<u>466,386.81</u>	<u>575,358.35</u>	<u>237,992.01</u>	<u>246,478.54</u>	<u>297,748.19</u>	<u>298,140.85</u>
Sub-Total R&B	2,740,030.90	5,476,708.83	4,945,721.18	4,742,555.47	4,579,038.35	4,596,881.37	4,691,154.82	4,668,891.62	5,136,484.90	4,902,134.69	4,416,556.94	2,847,085.27	3,023,208.81	2,996,562.30	2,892,485.27
Road & Bridge Over/(Under) Prior Period	(2,736,677.93)	530,987.65	203,165.71	163,517.12	(17,843.02)	(94,273.45)	22,263.20	(467,593.28)	234,350.21	485,577.75	1,569,471.67	(176,123.54)	26,646.51	104,077.03	
Road & Bridge Cumulative Change for Periods Shown	(256,531.40)	2,584,223.56	2,053,235.91	1,850,070.20	1,686,553.08	1,704,396.10	1,798,669.55	1,776,406.35	2,243,999.63	2,009,649.42	1,524,071.67	(45,400.00)	130,723.54	104,077.03	
<b>Overall Totals General / Road &amp; Bridge M&amp;O</b>	14,988,742.55	20,295,396.63	18,314,118.18	18,073,237.07	15,836,589.57	15,709,633.52	16,066,228.83	15,898,095.54	16,353,381.17	14,525,717.48	13,354,766.14	10,857,202.01	10,232,080.98	10,183,976.33	9,207,065.33
Overall Over/(Under) Prior Period	(5,306,654.08)	1,981,278.45	240,881.11	2,236,647.50	126,956.05	(356,595.31)	168,133.29	(455,285.63)	1,827,663.69	1,170,951.34	2,497,564.13	625,121.03	48,104.65	976,911.00	
Overall Cumulative Change for Periods Shown	4,804,766.22	11,088,331.30	9,107,052.85	8,866,171.74	6,629,524.24	6,502,568.19	6,859,163.50	6,691,030.21	7,146,315.84	5,318,652.15	4,147,700.81	1,650,136.68	1,025,015.65	976,911.00	

Includes FY2014 year end adjustment of \$75,248.14 from F11 Grants, Law Enforcement

GILLESPIE COUNTY, TEXAS  
STATEMENT OF  
Maintenance & Operating Accounts

	FY2018 as of 04.30.2018	FY2017	FY2016	FY2015	FY2014	FY2013	FY2012	FY2011	FY2010	FY2009	FY2008	FY2007	FY2006	FY2005	FY2004
	As Of Fiscal Year Ending Date														
GENERAL and ROAD & BRIDGE Maintenance & Operating	Net Change for Periods Shown Revenues Less Expenditures Inclusive Interfund Allocations and Adjustments														
<b>General M&amp;O</b>															
F10 General Fund	2,982,700.53	2,588,841.96	1,908,721.38	998,180.93	1,497,823.86	1,547,557.43	(717,167.06)	(958,563.92)	(1,204,121.99)	404,967.42	985,802.98	1,480,441.62	1,626,479.69	364,723.50	380,238.89
General Fund Over/(Under) Prior Period	393,858.57	680,120.58	910,540.45	(499,642.93)	(49,733.57)	2,264,724.49	241,396.86	245,558.07	(1,609,089.41)	(580,835.56)	(494,638.64)	(146,038.07)	1,261,756.19	(15,515.39)	
General Fund Cumulative Change for Periods Shown	2,617,977.03	2,208,603.07	1,528,482.49	617,942.04	1,117,584.97	1,167,318.54	(1,097,405.95)	(1,338,802.81)	(1,584,360.88)	24,728.53	605,964.09	1,100,202.73	1,246,240.80	(15,515.39)	
<b>Road &amp; Bridge M&amp;O</b>															
F15 County Wide	1,813,795.30	534,956.46	6,529.39	(36,777.36)	93,208.67	16,403.72	21,073.78	16,610.21	(184,322.26)	(174,441.21)	323,951.23	51,256.11	(110,751.87)	(183,874.03)	366,667.22
F16 Precinct No 1	(3,224.34)	(2,583.44)	31,129.84	26,580.33	706.85	(3,891.29)	(69,087.35)	(105,686.00)	109,757.28	150,613.76	(128,527.88)	73,946.99	67,211.41	(12,231.34)	22,995.25
F17 Precinct No 2	(24,797.78)	(310.38)	39,178.20	17,005.28	(12,341.08)	4,259.12	(31,234.63)	(147,311.55)	211,681.22	(12,561.56)	23,845.29	85,080.76	(14,329.62)	56,647.31	(64,093.74)
F18 Precinct No 3	85,624.46	8,539.75	30,133.18	125,088.48	(122,503.40)	10,578.25	(47,284.57)	(54,176.36)	167,421.30	95,399.28	(167,544.06)	130,215.20	41,772.49	18,975.95	(57,554.40)
F19 Precinct No 4	43,146.47	5,711.26	29,815.19	40,047.30	(67,540.64)	53,998.31	(53,962.80)	(37,792.17)	36,799.54	92,346.77	(89,321.97)	150,017.33	57,347.28	53,223.25	(49,418.79)
Sub-Total R&B	1,914,544.11	546,313.65	136,785.80	171,944.03	(108,469.60)	81,348.11	(180,495.57)	(328,355.87)	341,337.08	151,357.04	(37,597.39)	490,516.39	41,249.69	(67,258.86)	218,595.54
Road & Bridge Over/(Under) Prior Period	1,368,230.46	409,527.85	(35,158.23)	280,413.63	(189,817.71)	261,843.68	147,860.30	(669,692.95)	189,980.04	188,954.43	(528,113.78)	449,266.70	108,508.55	(285,854.40)	
Road & Bridge Cumulative Change for Periods Shown	1,981,802.97	327,718.11	(81,809.74)	(46,651.51)	(327,065.14)	(137,247.43)	(399,091.11)	(546,951.41)	122,741.54	(67,238.50)	(256,192.93)	271,920.85	(177,345.85)	(285,854.40)	
<b>Overall Totals</b>															
General / Road & Bridge M&O	4,897,244.64	3,135,155.61	2,045,507.18	1,170,124.96	1,389,354.26	1,628,905.54	(897,662.63)	(1,286,919.79)	(862,784.91)	556,324.46	948,205.59	1,970,958.01	1,667,729.38	297,464.64	598,834.43
Overall Over/(Under) Prior Period	1,762,089.03	1,089,648.43	875,382.22	(219,229.30)	(239,551.28)	2,526,568.17	389,257.16	(424,134.88)	(1,419,109.37)	(391,881.13)	(1,022,752.42)	303,228.63	1,370,264.74	(301,369.79)	
Overall Cumulative Change for Periods Shown	4,599,780.00	2,536,321.18	1,446,672.75	571,290.53	790,519.83	1,030,071.11	(1,496,497.06)	(1,885,754.22)	(1,461,619.34)	(42,509.97)	349,371.16	1,372,123.58	1,068,894.95	(301,369.79)	

GILLESPIE COUNTY, TEXAS  
STATEMENT OF  
Maintenance & Operating Accounts

	FY2018 as of 04.30.2018	FY2017	FY2016	FY2015	FY2014	FY2013	FY2012	FY2011	FY2010	FY2009	FY2008	FY2007	FY2006	FY2005	FY2004
	As Of Fiscal Year Ending Date														
<b>GENERAL and ROAD &amp; BRIDGE Maintenance &amp; Operating</b>	<b>Cash Balances</b>														
<b>General M&amp;O</b>															
F10 General Fund	17,906,236.53	14,923,536.00	12,334,694.04	10,425,972.66	9,427,791.73	7,929,967.87	6,382,410.44	7,099,577.50	8,058,141.42	9,262,263.41	8,857,295.99	7,871,493.01	6,391,051.39	4,764,571.70	4,399,848.20
General Fund Over/(Under) Prior Period	2,982,700.53	2,588,841.96	1,908,721.38	998,180.93	1,497,823.86	1,547,557.43	(717,167.06)	(958,563.92)	(1,204,121.99)	404,967.42	985,802.98	1,480,441.62	1,626,479.69	364,723.50	
General Fund Cumulative Change for Periods Shown	13,141,664.83	10,523,687.80	7,934,845.84	6,026,124.46	5,027,943.53	3,530,119.67	1,982,562.24	2,699,729.30	3,658,293.22	4,862,415.21	4,457,447.79	3,471,644.81	1,991,203.19	364,723.50	
<b>Road &amp; Bridge M&amp;O</b>															
F15 County Wide	2,697,123.80	883,328.50	348,372.04	341,842.65	378,620.01	285,411.34	269,007.62	247,933.84	231,323.63	415,645.89	590,087.10	266,135.87	214,879.76	325,631.63	509,505.66
F16 Precinct No 1	293,894.61	297,118.95	299,702.39	268,572.55	241,992.22	241,285.37	245,176.66	314,264.01	419,950.01	310,192.73	159,578.97	288,106.85	214,159.86	146,948.45	159,179.79
F17 Precinct No 2	281,784.01	306,581.79	306,892.17	267,713.97	250,708.69	263,049.77	258,790.65	290,025.28	437,336.83	225,655.61	238,217.17	214,371.88	129,291.12	143,620.74	86,973.43
F18 Precinct No 3	392,974.29	307,349.83	298,810.08	268,676.90	143,588.42	266,091.82	255,513.57	302,798.14	356,974.50	189,553.20	94,153.92	261,697.98	131,482.78	89,710.29	70,734.34
F19 Precinct No 4	<u>347,688.86</u>	<u>304,542.39</u>	<u>298,831.13</u>	<u>269,015.94</u>	<u>228,968.64</u>	<u>296,509.28</u>	<u>242,510.97</u>	<u>296,473.77</u>	<u>334,265.94</u>	<u>297,466.40</u>	<u>205,119.63</u>	<u>294,441.60</u>	<u>144,424.27</u>	<u>87,076.99</u>	<u>33,853.74</u>
Sub-Total R&B	4,013,465.57	2,098,921.46	1,552,607.81	1,415,822.01	1,243,877.98	1,352,347.58	1,270,999.47	1,451,495.04	1,779,850.91	1,438,513.83	1,287,156.79	1,324,754.18	834,237.79	792,988.10	860,245.96
Road & Bridge Over/(Under) Prior Period	1,914,544.11	546,313.65	136,785.80	171,944.03	(108,469.60)	81,348.11	(180,495.57)	(328,355.87)	341,337.08	151,357.04	(37,597.39)	490,516.39	41,249.69	(67,258.86)	
Road & Bridge Cumulative Change for Periods Shown	3,220,477.47	1,238,674.50	692,360.85	555,575.05	383,631.02	492,100.62	410,752.51	591,248.08	919,603.95	578,266.87	426,909.83	464,807.22	(26,009.17)	(67,258.86)	
<b>Overall Totals General / Road &amp; Bridge M&amp;O</b>	21,919,702.10	17,022,457.46	13,887,301.85	11,841,794.67	10,671,669.71	9,282,315.45	7,653,409.91	8,551,072.54	9,837,992.33	10,700,777.24	10,144,452.78	9,196,247.19	7,225,289.18	5,557,559.80	5,260,095.16
Overall Over/(Under) Prior Period	4,897,244.64	3,135,155.61	2,045,507.18	1,170,124.96	1,389,354.26	1,628,905.54	(897,662.63)	(1,286,919.79)	(862,784.91)	556,324.46	948,205.59	1,970,958.01	1,667,729.38	297,464.64	
Overall Cumulative Change for Periods Shown	16,362,142.30	11,762,362.30	8,627,206.69	6,581,699.51	5,411,574.55	4,022,220.29	2,393,314.75	3,290,977.38	4,577,897.17	5,440,682.08	4,884,357.62	3,936,152.03	1,965,194.02	297,464.64	

**GILLESPIE COUNTY, TEXAS**  
**STATEMENT OF**  
**Fund Cash/Investment Balances of County Funds**  
**Managed by County Treasurer**

Reporting Period for Maintenance & Operating, COB/GOB Operating & I&S, Special Revenue, Special Revenue..Grants, Trust and Agency	FY2018	FY2017	FY2016	FY2015	FY2014	FY2013	FY2012	FY2011	FY2010	FY2009	FY2008	FY2007	FY2006	FY2005	FY2004	FY2003
October	18,704,017.27	16,272,543.01	14,616,600.12	17,978,164.94	25,230,555.83	8,816,582.93	9,537,288.92	10,782,786.00	11,614,108.61	10,952,885.50	9,958,440.67	7,952,494.30	6,412,175.43	5,710,864.59	5,339,657.00	5,562,776.43
November	20,397,756.05	16,757,237.98	14,967,969.47	17,265,750.38	24,953,535.22	8,890,316.88	9,228,798.73	10,570,060.92	11,537,538.96	10,498,889.31	10,152,409.10	8,025,261.13	6,492,254.19	5,815,771.82	5,220,602.83	5,513,508.58
December	21,570,972.35	18,910,143.59	17,966,511.65	18,099,680.09	26,637,026.05	11,373,696.92	10,169,466.12	11,532,479.69	12,910,952.83	11,682,933.59	10,684,794.29	8,972,555.93	7,597,535.16	6,569,101.79	5,773,095.57	6,725,293.46
January	27,784,043.27	23,410,597.59	21,039,628.80	21,177,485.65	28,516,107.73	13,685,971.08	13,393,446.13	14,318,444.26	15,498,047.87	14,366,261.90	13,481,253.20	11,165,036.24	9,488,659.54	8,523,475.25	7,456,134.19	7,390,382.57
February	27,946,244.29	25,511,306.05	22,828,117.19	22,683,610.22	29,162,422.51	14,892,438.88	14,337,413.69	15,203,602.68	15,956,038.21	15,735,998.80	14,555,820.37	12,335,852.17	10,433,012.87	9,341,225.17	8,739,837.04	8,067,857.08
March	27,432,489.65	24,727,851.29	22,133,022.22	21,915,869.23	28,011,622.33	14,353,262.89	13,961,224.66	14,605,425.43	15,787,975.99	15,568,191.69	14,421,603.69	12,279,235.33	10,316,847.09	9,342,261.49	8,166,505.99	7,877,519.02
April	26,998,757.32	24,068,056.00	21,311,930.04	19,863,672.60	26,965,965.28	14,036,410.76	13,204,240.38	14,182,107.24	14,911,731.87	15,332,630.30	14,171,385.04	12,168,084.51	10,225,221.29	9,153,636.99	7,706,537.20	7,632,850.74
May		23,610,457.32	20,969,598.11	19,534,757.94	25,202,625.86	13,381,534.31	12,853,474.81	13,180,018.23	14,443,624.89	14,826,308.29	13,675,832.00	11,856,634.81	10,019,168.98	9,181,379.67	7,645,857.66	7,396,585.22
June		22,729,570.69	20,190,779.78	18,530,454.23	23,610,769.72	27,806,922.21	11,927,636.15	12,450,284.14	13,583,948.59	14,202,648.08	13,175,542.95	11,508,032.29	9,433,093.74	8,832,285.06	7,186,622.71	7,107,557.40
July		22,152,987.55	19,259,464.27	17,462,407.18	21,673,344.14	26,973,808.70	11,234,719.43	11,652,419.87	13,105,834.49	13,620,954.46	12,336,729.42	11,412,064.22	9,030,022.51	8,376,255.12	6,807,050.38	6,620,898.14
August		21,125,668.08	18,177,957.02	16,349,354.15	19,928,413.83	25,790,313.41	10,192,089.49	11,033,361.48	12,483,092.82	12,578,256.55	11,932,892.72	10,883,175.64	8,667,571.59	7,898,769.17	6,509,004.74	5,964,701.17
September		19,885,032.41	17,394,230.12	15,336,745.28	18,465,597.00	25,364,538.77	9,249,883.17	10,060,273.87	11,399,750.14	12,236,834.57	11,640,132.20	10,474,427.70	8,299,421.01	6,600,165.99	5,886,940.47	5,731,396.90
<b>FY Monthly Average</b>	<b>24,404,897.17</b>	21,596,787.63	19,237,984.07	18,849,829.32	24,863,165.46	17,113,816.48	11,607,473.47	12,464,271.98	13,602,720.44	13,466,899.42	12,515,569.64	10,752,737.86	8,867,915.28	7,945,432.68	6,869,820.48	6,799,277.23
<b>Current Reported Month and Fiscal Year To Date</b>																
<b>Over / (Under)</b>																
Same Month Prior Year	2,930,701.32															
Prior Fiscal Year End	7,113,724.91	2,490,802.29	2,057,484.84	(3,128,851.72)	(6,898,941.77)	16,114,655.60	(810,390.70)	(1,339,476.27)	(837,084.43)	596,702.37	1,165,704.50	2,175,006.69	1,699,255.02	713,225.52	155,543.57	76,650.28

GOB Series 2013, Jail Construction  
Project, bond funding accounted for  
sudden increase in balance

GILLESPIE COUNTY, TEXAS  
STATEMENT OF  
Fund Cash/Investment Balances of County Funds  
Managed by County Treasurer

FY2002	FY2001	FY2000	FY1999	FY1998	FY1997	FY1996	FY1995	FY1994	FY1993	FY1992	FY1991	FY1990	FY1989	FY1988	FY1987	FY1986	FY1985	Monthly Average All Years	Reporting Period for Maintenance & Operating, COB/GOB Operating & I&S, Special Revenue, Grants, Trust and Agency
5,033,726.92	4,347,101.24	4,135,349.94	2,660,048.51	2,322,043.99	1,853,442.32	1,554,442.37	1,368,633.88	1,677,992.97	1,738,021.70	1,766,807.01	1,656,979.55	1,479,994.82	1,489,873.32	773,740.58	785,053.51	551,992.07	792,093.37	6,536,511.16	October
4,916,333.89	4,073,098.62	3,944,234.24	2,806,697.13	2,297,659.80	1,739,403.49	1,588,939.20	2,054,228.71	1,872,272.98	1,664,926.42	1,867,311.17	1,738,597.34	1,603,024.84	1,422,802.33	793,137.75	666,242.80	494,761.58	623,030.66	6,542,422.46	November
5,464,922.96	4,553,826.12	4,285,123.56	3,467,225.42	2,370,460.19	2,015,412.36	1,653,702.23	2,102,455.14	2,004,166.61	1,927,643.72	2,009,068.57	2,071,100.64	1,749,440.24	1,522,220.64	794,004.97	638,401.65	515,396.75	592,516.53	7,259,215.75	December
6,921,671.85	5,917,064.54	5,211,901.34	4,747,606.42	3,294,281.32	2,843,260.54	2,472,762.49	2,546,555.68	2,422,665.29	2,234,617.11	2,447,087.69	2,241,349.45	2,187,618.39	1,866,694.05	1,176,726.03	895,393.31	967,264.23	911,641.21	8,883,571.39	January
7,169,069.03	6,421,291.43	5,911,367.71	5,322,878.29	3,993,869.93	3,407,005.87	2,960,051.66	2,960,114.57	2,786,604.82	2,577,390.38	2,873,613.36	2,643,751.97	2,515,707.05	2,279,250.31	1,697,770.08	1,530,430.47	1,707,626.04	1,286,936.69	9,640,543.15	February
6,846,516.10	6,255,513.63	5,804,576.79	5,275,473.40	3,867,713.74	3,383,795.71	2,916,434.18	2,701,020.25	2,817,655.25	2,446,335.40	2,811,599.62	2,595,532.80	2,424,636.02	2,300,423.71	1,879,466.93	1,572,385.72	1,654,964.77	1,261,956.19	9,403,285.54	March
6,879,522.09	6,165,584.41	5,611,303.40	5,147,026.03	3,856,248.10	3,370,510.51	2,844,856.24	2,803,697.16	2,814,731.50	2,446,965.20	2,846,044.26	2,647,946.48	2,446,382.46	2,354,485.13	1,884,438.19	1,647,314.57	1,771,308.72	1,360,124.93	9,136,228.73	April
6,768,604.54	5,872,305.69	5,597,496.54	5,145,729.29	3,729,564.69	3,275,787.89	2,651,168.09	2,420,785.62	2,795,039.54	2,614,500.86	2,664,830.17	2,595,986.23	2,402,307.66	2,282,817.61	1,897,795.66	1,472,593.18	1,691,409.95	1,210,356.42	8,328,997.78	May
6,426,986.33	5,398,788.82	5,229,130.33	4,896,201.25	3,531,314.01	2,987,283.92	2,535,222.99	2,094,641.35	2,596,555.11	2,371,095.71	2,474,786.80	2,436,392.72	2,319,796.07	2,217,931.41	1,815,698.58	1,439,656.15	1,651,635.17	1,129,347.73	8,357,833.70	June
6,217,837.20	4,751,943.98	5,019,100.05	4,695,488.93	3,445,413.11	2,962,321.73	2,375,975.37	2,030,459.33	2,324,665.35	2,086,490.66	2,166,748.69	2,373,369.73	2,247,875.53	2,067,556.08	1,770,363.23	1,314,952.63	1,548,746.47	998,709.28	7,942,919.92	July
5,922,921.90	4,309,221.50	4,875,181.07	4,508,722.39	3,369,865.56	2,786,747.61	2,218,481.28	1,819,617.83	2,253,605.13	2,029,973.96	2,078,961.54	2,158,156.49	1,995,691.66	1,850,450.56	1,733,830.99	1,181,205.11	1,466,150.68	824,648.71	7,485,099.27	August
5,654,746.62	4,084,176.41	4,575,232.89	4,394,094.37	3,208,449.92	2,590,681.06	2,098,133.77	1,584,937.70	2,069,733.13	1,872,419.95	1,917,213.24	2,014,947.50	1,766,243.49	1,643,269.78	1,541,576.26	770,951.77	839,823.87	671,522.07	7,009,803.74	September
6,184,321.62	5,179,159.70	5,016,916.49	4,439,764.29	3,273,083.61	2,767,887.83	2,314,188.31	2,239,759.74	2,369,613.97	2,167,531.76	2,327,045.76	2,264,009.24	2,094,893.19	1,951,484.58	1,479,879.11	1,159,548.41	1,240,115.03	972,077.01		
1,570,570.21	(491,056.48)	181,136.52	1,185,644.45	617,788.86	492,547.29	513,196.07	(484,795.43)	197,313.18	(44,793.29)	(97,734.26)	248,704.01	122,973.71	101,693.52	770,624.49	(68,872.10)	169,301.80			

COB Series 2001  
bond net initial revenues  
\$2,467,509.10

NOTE: Rollback Election held  
April 05, 1986 ... rollback  
passed

GILLESPIE COUNTY, TEXAS  
COUNTY SALES TAX ALLOCATION SUMMARY

March 1988 through FY2018

Period Tax Allocation Received	FY1988	FY1989	FY1990	FY1991	FY1992	FY1993	FY1994	FY1995	FY1996	FY1997	FY1998	FY1999	FY2000	FY2001	FY2002	FY2003	FY2004	FY2005
October	22,614.86	26,581.55	33,537.36	36,992.75	41,801.10	49,891.91	48,891.91	82,743.15	58,486.86	52,039.59	54,937.86	50,851.69	65,241.66	66,865.34	75,743.16	81,976.96	77,478.63	82,881.54
November	45,215.06	44,231.67	43,279.83	50,014.92	55,881.19	64,445.89	64,104.87	61,441.85	62,637.05	66,939.70	68,939.70	74,731.00	69,172.12	86,097.63	88,692.77	87,008.90	94,471.11	103,544.31
December	24,372.61	27,072.59	27,183.79	32,965.07	49,151.47	46,769.97	46,349.36	49,676.22	60,611.06	60,993.07	70,326.26	85,955.47	70,180.00	82,667.48	77,782.13	84,302.14	84,302.14	87,745.88
January	23,143.13	28,570.51	34,886.95	33,040.99	47,672.78	61,026.80	58,115.99	55,693.53	56,392.42	60,469.63	58,712.49	79,145.12	77,326.63	85,504.02	80,568.74	80,680.57	80,680.57	92,483.12
February	55,088.78	55,601.40	56,692.45	64,014.68	85,296.84	86,415.96	79,879.42	75,116.79	82,205.50	94,754.00	105,116.56	96,795.36	104,689.49	112,735.48	104,067.24	115,871.28	121,222.18	
March	10,048.12	19,376.35	22,842.31	27,786.80	42,841.80	37,823.28	44,989.12	55,964.23	49,941.44	54,150.75	58,367.91	72,738.72	61,652.97	77,471.73	65,204.25	71,764.27	85,739.86	
April	13,766.26	18,223.31	22,431.61	26,567.86	52,007.16	42,480.30	69,059.85	45,658.42	50,129.00	48,435.42	59,515.01	59,649.70	66,064.12	69,317.65	72,330.32	62,331.14	70,741.63	65,164.79
May	37,630.57	41,151.11	44,480.87	46,655.96	31,203.05	66,318.77	57,489.64	64,876.89	62,424.84	71,468.21	69,091.17	91,409.71	96,441.51	93,043.82	94,505.94	93,443.25	102,949.16	112,599.80
June	24,530.57	24,076.76	27,059.33	31,503.80	41,913.33	48,806.58	44,647.36	56,748.69	61,697.08	77,574.05	72,275.15	70,155.54	79,441.16	92,403.56	87,764.45	89,329.15	105,312.44	
July	20,139.41	24,953.23	27,959.52	34,719.01	43,922.13	49,464.53	48,368.42	50,605.85	54,962.82	57,092.55	64,608.17	59,958.51	70,576.31	87,695.36	89,767.62	82,641.66	94,918.82	
August	46,170.12	46,397.69	50,886.17	50,868.66	58,425.43	73,116.78	67,507.13	66,689.81	59,546.35	72,612.17	84,456.60	86,754.28	91,921.77	118,409.57	90,669.86	95,008.16	113,562.54	120,028.46
September	24,924.06	28,456.24	28,987.84	33,905.34	56,740.88	52,232.41	46,155.60	61,535.89	71,272.01	70,867.09	72,854.10	69,870.60	74,040.54	81,351.52	82,708.52	84,660.29	88,592.39	100,874.13
<b>Total Per Year</b>	177,209.11	371,069.14	406,705.37	447,587.81	531,788.15	654,863.55	679,601.81	714,336.98	713,466.19	742,999.64	814,374.71	870,123.86	947,288.24	996,071.14	1,045,200.46	1,006,093.44	1,072,404.53	1,172,245.33
<b>Total All Years</b>	177,209.11	548,278.25	954,983.62	1,402,571.43	1,954,359.58	2,589,223.13	3,268,824.94	3,983,161.92	4,696,628.11	5,438,627.75	6,254,002.46	7,124,126.32	8,071,384.56	9,067,465.70	10,112,666.16	11,118,759.60	12,191,164.13	13,363,409.46
<b>\$ Inc / Dec Over Prior Year</b>	193,660.03	35,636.23	40,892.44	84,200.34	123,075.40	24,738.26	34,735.17	(670.79)	29,533.45	71,375.07	55,749.15	77,144.38	48,802.90	49,129.32	(39,107.02)	66,311.09	99,840.80	
<b>% Inc / Dec Over Prior Year</b>	109.40%	9.60%	10.05%	18.81%	23.14%	3.78%	4.14%	-0.12%	9.61%	6.85%	8.87%	5.15%	4.93%	-3.74%	6.59%	9.31%		
<b>CY1987</b>																		
<b>CY1988</b>																		
<b>CY1989</b>																		
<b>CY1990</b>																		
<b>CY1991</b>																		
<b>CY1992</b>																		
<b>CY1993</b>																		
<b>CY1994</b>																		
<b>CY1995</b>																		
<b>CY1996</b>																		
<b>CY1997</b>																		
<b>CY1998</b>																		
<b>CY1999</b>																		
<b>CY2000</b>																		
<b>CY2001</b>																		
<b>CY2002</b>																		
<b>CY2003</b>																		
<b>CY2004</b>																		
<b>Calendar Year Allocations</b>	0.00	267,411.64	378,752.42	412,820.54	463,560.47	558,648.27	669,137.56	711,691.42	690,744.53	719,148.96	750,562.57	827,513.03	894,484.16	950,041.96	1,020,031.58	1,044,865.04	1,015,577.33	1,090,124.38
<b>\$ Inc / Dec Over Prior Year</b>	267,411.64	111,340.78	34,068.12	50,739.03	95,087.80	110,489.29	42,553.86	(20,946.69)	28,404.43	31,433.61	76,930.46	66,971.13	55,557.60	69,969.62	24,833.46	(29,287.71)	74,547.05	

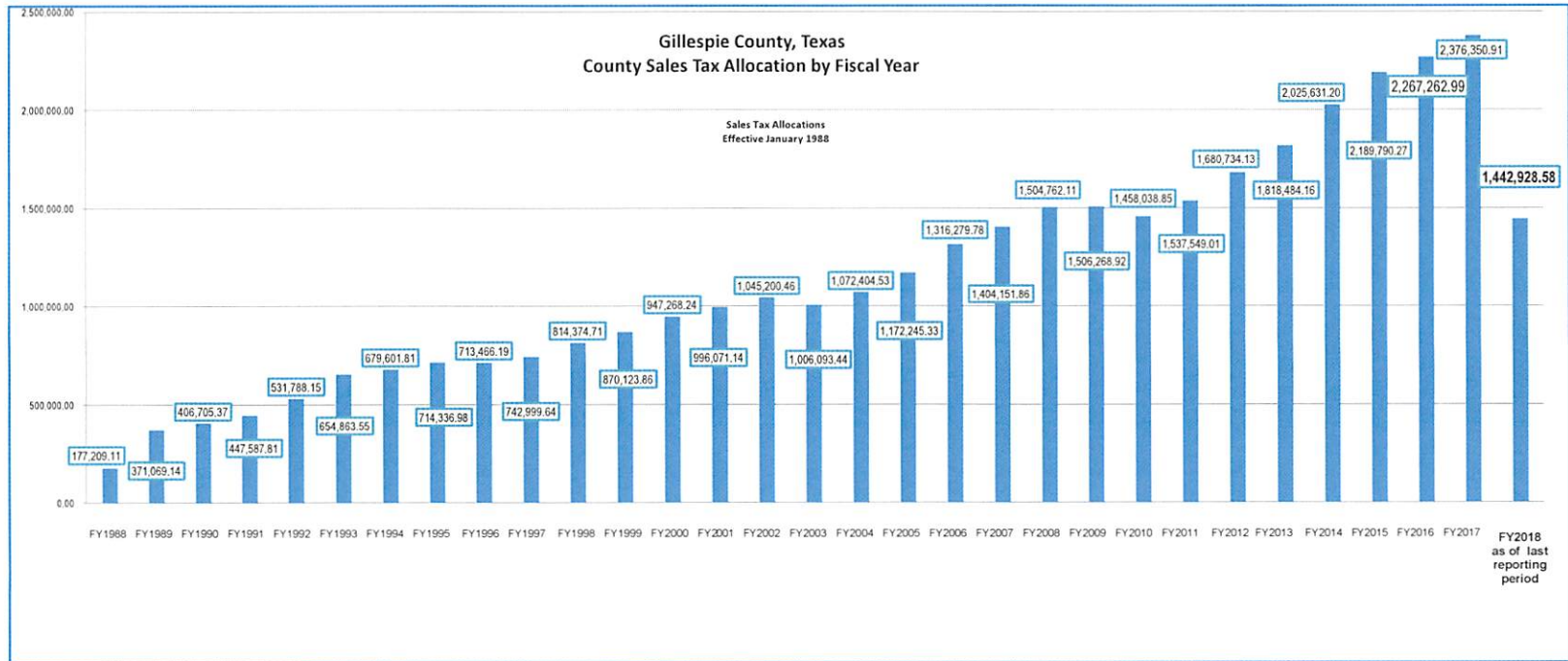
GILLESPIE COUNTY, TEXAS  
COUNTY SALES TAX ALLOCATION SUMMARY

March 1988 through FY2018

FY2006	FY2007	FY2008	FY2009	FY2010	FY2011	FY2012	FY2013	FY2014	FY2015	FY2016	FY2017	FY2018	Tax Collection Period Covered	Period Tax Allocation Received	Overall Average Per Month	FY2017 Over / (Under) Same Period FY2016	
													Month Of	YTD			
95,196.86	106,167.81	115,258.59	118,217.21	102,116.77	112,243.67	125,892.57	141,081.58	146,138.99	157,617.68	147,646.21	169,840.22	176,550.62	August	October	89,151.16	6,710.40	6,710.40
110,963.24	122,702.26	130,133.07	134,938.43	123,352.45	139,931.32	131,441.01	134,815.56	165,928.20	184,365.11	192,079.08	196,293.03	207,168.09	September and 3rd Quarter	November	104,467.36	10,875.06	17,585.46
100,977.05	106,040.22	118,582.93	120,353.68	121,763.89	122,844.30	127,081.99	144,995.63	158,611.46	185,647.66	184,958.53	190,144.19	204,594.79	October	December	95,690.06	14,450.60	32,036.06
107,956.62	116,856.59	121,835.04	124,899.65	114,005.56	129,099.90	135,485.95	156,063.01	159,082.75	173,843.05	175,216.35	194,363.03	220,121.04	November	January	98,076.40	25,758.01	57,794.07
137,746.11	151,528.51	158,719.04	156,720.77	152,630.86	164,529.87	171,080.19	193,126.02	202,308.32	223,742.03	254,424.26	264,045.64	251,630.83	December, 4th Quarter, Yearly	February	132,693.22	(12,414.81)	45,379.26
89,543.91	88,396.24	99,481.19	98,684.79	90,364.94	97,024.18	107,810.68	120,617.71	136,428.71	141,523.60	150,478.20	160,281.99	178,641.37	January	March	78,985.43	18,359.38	63,738.64
87,212.18	92,872.45	104,111.05	99,616.55	93,204.34	92,537.54	118,975.35	134,236.14	146,805.07	146,886.39	161,767.10	178,713.30	204,221.84	February	April	82,783.32	25,508.54	89,247.18
125,621.99	132,335.88	133,405.05	141,709.49	148,772.69	153,252.45	177,882.27	187,322.27	195,085.16	203,013.55	239,591.23	227,716.89		March and 1st Quarter		111,429.77		
109,484.20	113,117.58	133,410.60	129,041.03	127,995.46	129,743.30	144,969.57	152,170.48	189,564.70	184,387.61	187,272.86	201,849.53		April		96,287.80		
112,088.28	119,846.83	122,196.26	117,201.96	116,809.95	125,153.69	140,436.50	154,274.37	165,319.97	187,207.85	181,228.88	198,574.38		May		93,162.36		
130,749.36	138,119.40	142,780.87	136,001.87	141,909.04	153,274.75	160,837.54	148,661.30	187,789.04	216,770.81	212,661.23	212,336.68		June and 2nd Quarter		112,897.51		
108,739.98	116,168.09	124,848.42	128,883.49	125,112.90	117,914.04	138,870.51	151,120.09	172,568.83	184,784.93	179,939.06	182,192.03		July		95,372.39		
<p>NOTATION: sales tax allocation was reduced by an audit collection of (\$25,072.31) initiated by a Comptroller audit showing a 2012 transaction(s) outside the City of Fredericksburg that was incorrectly reported. This also had a large impact upon the State's sales tax revenue... without audit adjustment net to County would have been no less than \$173,876(e) ... 2013.08.08. LL</p>																	
1,316,279.78	1,404,151.86	1,504,762.11	1,506,268.92	1,458,038.85	1,537,549.01	1,680,764.13	1,818,484.16	2,025,631.20	2,189,790.27	2,267,262.99	2,376,350.91	1,442,928.58	Total Per Year		1,148,291.46		Over / (Under) Last Year
14,679,689.24	16,083,841.10	17,588,603.21	19,094,872.13	20,552,910.98	22,090,459.99	23,771,224.12	25,589,708.28	27,615,339.48	29,805,129.75	32,072,392.74	34,448,743.65	35,891,672.23	Total All Years				(933,422.33)
													Annual Average As of Last Full Reporting Year				
144,034.45	87,872.08	100,610.25	1,506.81	(48,230.07)	79,510.16	143,215.12	137,720.03	207,147.04	164,159.07	77,472.72	109,087.92	(933,422.33)	\$ Inc / (Dec) Over Prior Year		75,832.48		
12.29%	6.68%	7.17%	0.10%	-3.20%	5.45%	9.31%	8.19%	11.39%	8.10%	3.54%	4.81%	-39.28%	% Inc / -Dec Over Prior Year				
CY2005	CY2006	CY2007	CY2008	CY2009	CY2010	CY2011	CY2012	CY2013	CY2014	CY2015	CY2016	CY2017					
1,205,410.75	1,344,052.92	1,433,216.16	1,514,296.84	1,479,992.71	1,485,825.03	1,546,945.29	1,717,241.33	1,868,270.04	2,082,583.00	2,186,843.64	2,298,856.61	2,408,386.97					
115,286.37	138,642.17	89,163.24	81,080.68	(34,304.13)	5,832.32	61,120.26	170,296.04	151,028.71	214,312.96	104,260.64	112,012.97	109,530.36	\$ Inc / (Dec) Over Prior Calendar Year				

GILLESPIE COUNTY, TEXAS  
 COUNTY SALES TAX ALLOCATION SUMMARY

March 1988 through FY2018





**Gillespie County, Texas**  
**Hotel Occupancy Tax ... Quarterly Recaps**  
**As of Period Ending April 30, 2018**

	Collection/Remittance Period	Collections		Disbursements		Cash Balance
		HOT & P&I Interest Earnings	Convention & Visitors Bureau	Organizations etc		
FY2018	3rd Quarter 2018					
	2nd Quarter 2018		55,087.18	122,100.00	(94.47)	517,692.81
	1st Quarter 2018		159,981.25	195,008.00	(3,928.79)	584,611.16
	4th Quarter 2017		115,317.34	183,563.00	(1,470.61)	615,709.12
FY2017	3rd Quarter 2017		151,155.95			682,484.17
	Sub-Total	(13,635.41)	481,541.72	500,671.00	(5,493.87)	
	2nd Quarter 2017		130,827.26	166,071.00	131,648.00	531,328.22
	1st Quarter 2017		143,907.88		(755.93)	698,219.96
FY2016	4th Quarter 2016		111,214.19	166,071.00		553,556.15
	3rd Quarter 2016		142,319.44			608,412.96
	Sub-Total	65,234.70	528,268.77	332,142.00	130,892.07	
	2nd Quarter 2016		124,466.03	150,829.00	120,000.00	466,093.52
FY2015	1st Quarter 2016		128,625.32			612,456.49
	4th Quarter 2015		96,483.07	150,829.00		483,831.17
	3rd Quarter 2015		115,558.26		(881.94)	538,177.10
	Sub-Total	44,356.62	465,132.68	301,658.00	119,118.06	
FY2014	2nd Quarter 2015		120,944.22	127,742.50	118,000.00	421,736.90
	1st Quarter 2015		122,937.00			546,535.18
	4th Quarter 2014		104,239.90	127,742.50		423,598.18
	3rd Quarter 2014		120,711.31			447,100.78
FY2013	Sub-Total	95,347.43	468,832.43	255,485.00	118,000.00	
	2nd Quarter 2014		95,362.58	111,163.00	120,000.00	326,389.47
	1st Quarter 2014		92,050.01			462,189.89
	4th Quarter 2013		90,687.97	111,163.00		370,139.88
FY2012	3rd Quarter 2013		82,776.94			390,614.91
	Sub-Total	18,551.50	360,877.50	222,326.00	120,000.00	
	2nd Quarter 2013		82,927.36	96,357.50	80,000.00	307,837.97
	1st Quarter 2013		102,188.41			401,268.11
FY2011	4th Quarter 2012		56,763.25	96,357.50		299,079.70
	3rd Quarter 2012		69,377.43			338,673.95
	Sub-Total	38,541.45	311,256.45	192,715.00	80,000.00	
	2nd Quarter 2012		76,505.61	84,193.50	11,000.00	269,296.52
FY2010	1st Quarter 2012		67,043.98		69,000.00	287,984.41
	4th Quarter 2011		63,485.70	84,193.50		289,940.43
	3rd Quarter 2011		62,766.18			310,648.23
	Sub-Total	21,414.47	269,801.47	168,387.00	80,000.00	
FY2009	2nd Quarter 2011		60,050.07	80,530.57		247,882.05
	1st Quarter 2011		61,473.10		80,000.00	268,362.55
	4th Quarter 2010		47,182.38	80,530.57		286,889.45
	3rd Quarter 2010		67,036.85			320,237.64
	Sub-Total	(5,318.74)	235,742.40	161,061.14	80,000.00	

**Gillespie County, Texas**  
**Hotel Occupancy Tax ... Quarterly Recaps**  
**As of Period Ending April 30, 2018**

	Collection/Remittance Period	Collections		Disbursements		Cash Balance	
		HOT & P&I Interest Earnings	Convention & Visitors Bureau	Organizations etc			
FY2010	2nd Quarter 2010		47,363.32	82,089.00	61,500.00	253,200.79	
	1st Quarter 2010		67,910.43			349,426.47	
	4th Quarter 2009		46,539.68	82,089.00		281,516.04	
	3rd Quarter 2009		63,672.15			317,065.36	
	Sub-Total	(192.42)	225,485.58	164,178.00	61,500.00		
FY2009	2nd Quarter 2009		55,182.22			253,393.21	
	1st Quarter 2009		68,196.40	80,854.20		198,210.99	
	4th Quarter 2008		43,834.09	80,854.20		210,868.79	
	3rd Quarter 2008		75,474.18		15,000.00	247,888.90	
	Sub-Total	65,978.49	242,686.89	161,708.40	15,000.00		
FY2008	2nd Quarter 2008		52,205.02	100,000.00		187,414.72	
	1st Quarter 2008		62,603.17			235,209.70	
	4th Quarter 2007		53,485.43			172,606.53	
	3rd Quarter 2007		61,352.43			119,121.10	
	Sub-Total	129,646.05	229,646.05	100,000.00	0.00		
FY2007	2nd Quarter 2007		57,271.57			57,768.67	
	1st Quarter 2007		497.10	0.00	0.00	497.10	
	Sub-Total	57,768.67	57,768.67	0.00	0.00		
	Sub-Total			2,560,331.54	799,016.26		
<b>Totals All Years</b>		<b>Revenues</b>	<b>3,877,040.61</b>	<b>Expenditures</b>	<b>3,359,347.80</b>	<b>Net Cash Effect</b>	<b>517,692.81</b>

### GILLESPIE COUNTY, TEXAS

GOB Series 2010 Refunding Bonds ... December.2010  
Post COB Series 2001 ... September.2001

Bond Redemptions & Interest Payment Schedule  
February.2011 through February.2021

		Year 1	Year 2	Year 3	Year 4	Year 5	Year 6	Year 7	Year 8	Year 9	Year 10	Year 11		
		2011	2012	2013	2014	2015	2016	2017	2018	2019	2020	2021		
<b>Actual Balance At Year Start</b>		1,839,134.46	1,779,647.50	1,603,672.50	1,429,447.50	1,247,370.00	1,067,992.50	891,727.50	<b>714,050.00</b>				<b>Actual Balance At Year Start</b>	
February	bonds	35,000.00	140,000.00	140,000.00	150,000.00	150,000.00	150,000.00	155,000.00	160,000.00				bonds	February
	interest	6,079.46	18,407.50	17,567.50	16,657.50	15,420.00	13,957.50	12,307.50	10,370.00				interest	
August	bonds	0.00	0.00	0.00	0.00	0.00	0.00	0.00					bonds	August
	interest	18,407.50	17,567.50	16,657.50	15,420.00	13,957.50	12,307.50	10,370.00					interest	
<b>Total Remitted To Date</b>		59,486.96	235,461.96	409,686.96	591,764.46	771,141.96	947,406.96	1,125,084.46	1,295,454.46	1,295,454.46	1,295,454.46	1,295,454.46	<b>Total Remitted To Date</b>	
<b>Actual Balance To Date</b>		1,779,647.50	1,603,672.50	1,429,447.50	1,247,370.00	1,067,992.50	891,727.50	714,050.00	<b>543,680.00</b>				<b>Actual Balance To Date</b>	
<b>Projected Pymnt Per Year</b>		59,486.96	175,975.00	174,225.00	182,077.50	179,377.50	<b>176,265.00</b>	177,677.50	178,540.00	178,865.00	178,670.00	177,975.00	<b>Projected Pymnt Per Year</b>	
<b>Projected Balance At Year End</b>		1,779,647.50	1,603,672.50	1,429,447.50	1,247,370.00	1,067,992.50	<b>891,727.50</b>	714,050.00	535,510.00	356,645.00	177,975.00	0.00	<b>Projected Balance At Year End</b>	

<b>\$1,988,356.26</b> COB Series 2001 Debt Service on Refunded Bonds	<b>\$1,590,000.00</b> Principal	<b>\$1,590,000.00</b> Series 2010 Sources of Funds..Proceeds of Bonds
<b>\$1,839,134.46</b> GOB Series 2010 Refunded Bonds	<b>\$249,134.46</b> interest	<b>\$38,746.50</b> Cost of Issuance
<b>\$149,221.80</b> Net savings	<b>\$1,839,134.46</b> GOB Series 2010, Refunding Bonds	<b>\$1,551,253.50</b> Deposit to Escrow

Original Certificates of Obligation Bonds Series 2001 payments started February 2002  
Series 2010 Refunding ... Interest and Bond Redemptions due February of each year starting February of 2011  
Series 2010 Refunding ... Interest only due August of each year starting August of 2011

GILLESPIE COUNTY, TEXAS

GOB Series 2013 ... Jail Project

Bond Redemptions Interest Payment Schedule  
February.2014 through February.2033

Schedule Bond Redemption & Interest Payment		Initial Receipt of Bonds June.2013	Year 1 2014	Year 2 2015	Year 3 2016	Year 4 2017	Year 5 2018	Year 6 2019	Year 7 2020	Year 8 2021	Year 9 2022	Year 10 2023
<b>Projected Balances At Year Start</b>		20,429,713.00	20,429,713.00	19,408,475.00	18,387,525.00	17,367,275.00	16,347,925.00	15,324,725.00	14,300,875.00	13,279,650.00	12,256,300.00	11,234,800.00
February	bonds	0.00	395,000.00	530,000.00	540,000.00	550,000.00	565,000.00	580,000.00	595,000.00	620,000.00	645,000.00	670,000.00
	interest	0.00	378,113.00	248,125.00	242,825.00	237,425.00	231,925.00	226,275.00	217,575.00	208,650.00	194,700.00	181,800.00
August	bonds	0.00	0.00	0.00	0.00	0.00	0.00	0.00	0.00	0.00	0.00	0.00
	interest	0.00	248,125.00	242,825.00	237,425.00	231,925.00	226,275.00	217,575.00	208,650.00	194,700.00	181,800.00	168,400.00
<b>Projected Total Remittance</b>		0.00	1,021,238.00	2,042,188.00	3,062,438.00	4,081,788.00	5,104,988.00	6,128,838.00	7,150,063.00	8,173,413.00	9,194,913.00	10,215,113.00
<b>Project Balances At Year End</b>		20,429,713.00	19,408,475.00	18,387,525.00	17,367,275.00	16,347,925.00	15,324,725.00	14,300,875.00	13,279,650.00	12,256,300.00	11,234,800.00	10,214,600.00
Bonds Issued June.2014												
Principal and Interest payments due February of each year starting February of 2014												
Interest only payments due August of each year starting August of 2014												

Outstanding Tax Secured Debt		Initial Receipt of Bonds June.2013	Year 1 2014	Year 2 2015	Year 3 2016	Year 4 2017	Year 5 2018	Year 6 2019	Year 7 2020	Year 8 2021	Year 9 2022	Year 10 2023
<b>Balances At Year Start</b>		20,429,713.00	20,429,713.00	19,408,475.50	18,387,525.50	17,367,275.50	<b>16,347,925.50</b>					
February	bonds	0.00	395,000.00	530,000.00	540,000.00	550,000.00	565,000.00					
	interest	0.00	378,112.50	248,125.00	242,825.00	237,425.00	231,925.00					
August	bonds	0.00	0.00	0.00	0.00	0.00						
	interest	0.00	248,125.00	242,825.00	237,425.00	231,925.00						
<b>Total Annual Remittances</b>		0.00	1,021,237.50	1,020,950.00	1,020,250.00	1,019,350.00	<b>796,925.00</b>					
<b>Total Remittances To Date</b>		0.00	1,021,237.50	2,042,187.50	3,062,437.50	4,081,787.50	<b>4,878,712.50</b>					

GILLESPIE COUNTY, TEXAS

GOB Series 2013 ... Jail Project

Bond Redemptions Interest Payment Schedule  
February.2014 through February.2033

Schedule Bond Redemption & Interest Payment		Year 11	Year 12	Year 13	Year 14	Year 15	Year 16	Year 17	Year 18	Year 19	Year 20
		2024	2025	2026	2027	2028	2029	2030	2031	2032	2033
<b>Projected Balances At Year Start</b>		10,214,600.00	9,191,800.00	8,172,500.00	7,152,800.00	6,129,000.00	5,107,400.00	4,084,300.00	3,061,100.00	2,039,200.00	1,020,000.00
February	bonds	700,000.00	725,000.00	755,000.00	790,000.00	820,000.00	855,000.00	890,000.00	925,000.00	960,000.00	1,000,000.00
	interest	168,400.00	154,400.00	139,900.00	124,800.00	109,000.00	92,600.00	75,500.00	57,700.00	39,200.00	20,000.00
August	bonds	0.00	0.00	0.00	0.00	0.00	0.00	0.00	0.00	0.00	0.00
	interest	154,400.00	139,900.00	124,800.00	109,000.00	92,600.00	75,500.00	57,700.00	39,200.00	20,000.00	0.00
		1,022,800.00	1,019,300.00	1,019,700.00	1,023,800.00	1,021,600.00	1,023,100.00	1,023,200.00	1,021,900.00	1,019,200.00	1,020,000.00
<b>Projected Total Remittance</b>		11,237,913.00	12,257,213.00	13,276,913.00	14,300,713.00	15,322,313.00	16,345,413.00	17,368,613.00	18,390,513.00	19,409,713.00	20,429,713.00
<b>Project Balances At Year End</b>		9,191,800.00	8,172,500.00	7,152,800.00	6,129,000.00	5,107,400.00	4,084,300.00	3,061,100.00	2,039,200.00	1,020,000.00	0.00
Bonds Issued June.2014											
Principal and Interest payments due February of each year starting February of 2014											
Interest only payments due August of each year starting August of 2014											

Outstanding Tax Secured Debt		Year 11	Year 12	Year 13	Year 14	Year 15	Year 16	Year 17	Year 18	Year 19	Year 20
		2024	2025	2026	2027	2028	2029	2030	2031	2032	2033
<b>Balances At Year Start</b>											
February	bonds										
	interest										
August	bonds										
	interest										
<b>Total Annual Remittances</b>											
<b>Total Remittances To Date</b>											

**GILLESPIE COUNTY, TEXAS**  
**Capital Assets Lease/Purchase ... Contract 6451, September.2013**  
**Road & Bridge Departments**

**PROJECTED Payments**

PROJECTED Payments	FY2016			FY2017			FY2018			FY2019		
	Total Payment	Principal	Interest	Total Payment	Principal	Interest	Total Payment	Principal	Interest	Total Payment	Principal	Interest
<b>Balance At Year Start</b>	198,399.52			135,747.04			73,094.56			10,442.08		
October payment	5,221.04			5,221.04			5,221.04			5,221.04		
principal/interest		4,622.79	598.25		4,803.90	417.14		4,992.12	28.92		5,187.70	33.34
November payment	5,221.04			5,221.04			5,221.04			5,221.04		
principal/interest		4,637.62	583.42		4,819.31	401.73		5,008.13	212.91		5,204.37	16.67
December payment	5,221.04			5,221.04			5,221.04					
principal/interest		4,652.49	568.55		4,834.77	386.27		5,024.20	196.84			
January payment	5,221.04			5,221.04			5,221.04					
principal/interest		4,667.42	553.62		4,850.28	370.76		5,040.31	180.73			
February payment	5,221.04			5,221.04			5,221.04					
principal/interest		4,682.39	538.65		4,865.84	355.20		5,056.48	164.56			
March payment	5,221.04			5,221.04			5,221.04					
principal/interest		4,697.41	523.63		4,881.45	339.59		5,072.70	148.34			
April payment	5,221.04			5,221.04			5,221.04					
principal/interest		4,712.48	508.56		4,897.11	323.93		5,088.97	132.07			
May payment	5,221.04			5,221.04			5,221.04					
principal/interest		4,727.59	493.45		4,912.82	308.22		5,105.30	115.74			
June payment	5,221.04			5,221.04			5,221.04					
principal/interest		4,742.76	478.28		4,928.57	292.47		5,121.67	99.37			
July payment	5,221.04			5,221.04			5,221.04					
principal/interest		4,757.97	463.07		4,944.38	276.66		5,138.10	82.94			
August payment	5,221.04			5,221.04			5,221.04					
principal/interest		4,773.23	447.81		4,960.24	260.80		5,154.58	66.46			
September payment	5,221.04			5,221.04			5,221.04					
principal/interest		4,788.54	432.50		4,976.16	244.88		5,171.12	49.92			
<b>Total Proposed Payments Per Year</b>												
Total Payments	62,652.48			62,652.48			62,652.48			10,442.08		
Principal		58,462.69			58,674.83			60,973.68			10,392.07	
Interest			6,189.79			3,977.65			1,478.80			50.01
<b>Projected Balance Year End</b>												
	135,747.04			73,094.56			10,442.08			0.00		

**GILLESPIE COUNTY, TEXAS**  
 Capital Assets Lease/Purchase ... Contract 6451, September.2013  
 Road & Bridge Departments

**ACTUAL Payments**

ACTUAL Payments	FY2016			FY2017			FY2018			FY2019		
	Total Payment	Principal	Interest	Total Payment	Principal	Interest	Total Payment	Principal	Interest	Total Payment	Principal	Interest
<b>Balance At Year Start</b>	193,188.48			135,758.04			67,884.52					
October payment	5,221.04			5,221.04			5,221.04					
principal/interest		4,637.62	583.42		4,803.90	417.14		5,008.13	212.91			
November payment	5,220.04			5,221.04			5,221.04					
principal/interest		4,652.49	567.55		4,819.31	401.73		5,024.20	196.84			
December payment	5,221.04			5,221.04			5,221.04					
principal/interest		4,667.42	553.62		4,819.31	401.73		5,040.31	180.73			
January payment	5,221.04			10,442.08			5,221.04					
principal/interest		4,682.39	538.65		9,716.12	725.96		5,056.47	164.57			
February payment	5,221.04			5,221.04			5,221.04					
principal/interest		4,697.41	523.63		4,881.45	339.59		5,072.71	148.33			
March payment	5,221.04			5,221.04			5,221.04					
principal/interest		4,712.48	508.56		4,897.10	323.94		5,088.97	132.07			
April payment	5,221.04			5,221.04			5,219.04					
principal/interest		4,727.59	493.45		4,912.82	308.22		5,103.30	115.74			
May payment	5,221.04			5,221.04								
principal/interest		4,742.76	478.28		4,928.57	292.47						
June payment	5,221.04			5,221.04								
principal/interest		4,757.97	463.07		4,944.38	276.66						
July payment	5,221.04			5,221.04								
principal/interest		4,773.23	447.81		4,960.25	260.79						
August payment	5,221.04			5,221.04								
principal/interest		4,788.54	432.50		4,976.16	244.88						
September payment	0.00			5,221.04								
principal/interest		0.00	0.00		4,992.12	228.92						
<b>Total Payments as of Current Date</b>												
Total Payments	57,430.44			67,873.52			36,545.28					
Principal		51,839.90			63,651.49			35,394.09				
Interest			5,590.54			4,222.03			1,151.19			
<b>Balance as of Current Period</b>												
	135,758.04			67,884.52			31,339.24					

GILLESPIE COUNTY, TEXAS  
Capital Assets Lease/Purchase ... Contract 7756, June.2017  
Road & Bridge Departments

PROJECTED Payments

PROJECTED Payments	FY2017			FY2018			FY2019			FY2020			FY2021			FY2022		
	Total Payment	Principal	Interest	Total Payment	Principal	Interest	Total Payment	Principal	Interest	Total Payment	Principal	Interest	Total Payment	Principal	Interest	Total Payment	Principal	Interest
<b>Balance At Year Start</b>	665,051.40			631,798.83			498,788.55			365,778.27			232,767.99			99,757.71		
October	payment			11,084.19			11,084.19			11,084.19			11,084.19			11,084.19		
	principal/interest				9,273.41	1,810.78		9,628.26	1,455.93		9,996.69	1,087.50		10,379.21	704.98		10,776.38	307.81
November	payment			11,084.19			11,084.19			11,084.19			11,084.19			11,084.19		
	principal/interest				9,302.48	1,781.71		9,658.44	1,425.75		10,028.02	1,056.17		10,411.75	672.44		10,810.15	274.04
December	payment			11,084.19			11,084.19			11,084.19			11,084.19			11,084.19		
	principal/interest				9,331.63	1,752.56		9,688.71	1,395.48		10,059.45	1,024.74		10,444.38	639.81		10,844.03	240.16
January	payment			11,084.19			11,084.19			11,084.19			11,084.19			11,084.19		
	principal/interest				9,360.88	1,723.31		9,719.08	1,365.11		10,090.98	993.21		10,477.11	607.08		10,878.02	206.17
February	payment			11,084.19			11,084.19			11,084.19			11,084.19			11,084.19		
	principal/interest				9,390.22	1,693.97		9,749.54	1,334.65		10,122.61	961.58		10,509.95	574.24		10,912.11	172.08
March	payment			11,084.19			11,084.19			11,084.19			11,084.19			11,084.19		
	principal/interest				9,419.65	1,664.54		9,780.09	1,304.10		10,154.33	929.86		10,542.89	541.30		10,946.31	137.88
April	payment			11,084.19			11,084.19			11,084.19			11,084.19			11,084.19		
	principal/interest				9,449.17	1,635.02		9,810.75	1,273.44		10,186.16	898.03		10,575.93	508.26		10,980.62	103.57
May	payment			11,084.19			11,084.19			11,084.19			11,084.19			11,084.19		
	principal/interest				9,478.79	1,605.40		9,841.50	1,242.69		10,218.08	866.11		10,609.08	475.11		11,015.04	69.15
June	payment			11,084.19			11,084.19			11,084.19			11,084.19			11,084.19		
	principal/interest				9,508.50	1,575.69		9,872.34	1,211.85		10,250.11	834.08		10,642.33	441.86		11,049.42	34.77
July	payme	11,084.19		11,084.19			11,084.19			11,084.19			11,084.19					
	principal/interest	6,036.90	5,047.29		9,538.30	1,545.89		9,903.28	1,180.91		10,282.23	801.96		10,675.68	408.51			
August	payme	11,084.19		11,084.19			11,084.19			11,084.19			11,084.19					
	principal/interest	9,215.56	1,868.63		9,568.19	1,516.00		9,934.32	1,149.87		10,314.46	769.73		10,709.14	375.05			
September	payme	11,084.19		11,084.19			11,084.19			11,084.19			11,084.19					
	principal/interest	9,244.44	1,839.75		9,598.18	1,486.01		9,965.46	1,118.73		10,346.79	737.40		10,742.71	341.48			
<b>Total Proposed Payments Per Year</b>																		
Total Payments	33,252.57			133,010.28			133,010.28			133,010.28			133,010.28			99,757.71		
Principal	24,496.90			113,219.40			117,551.77			122,049.91			126,720.16			98,212.08		
Interest		8,755.67		19,790.88			15,458.51			10,960.37			6,290.12			1,545.63		
<b>Projected Balance Year End</b>																		
	631,798.83			498,788.55			365,778.27			232,767.99			99,757.71			0.00		



GILLESPIE COUNTY, TEXAS  
 Capital Assets Lease/Purchase ... Contract 7756, June.2017  
 Road & Bridge Departments

ACTUAL Payments

	ACTUAL Payments	FY2017			FY2018		
		Total Payment	Principal	Interest	Total Payment	Principal	Interest
Balance At Year Start		665,051.40			631,798.83		
October	payment				11,084.19		
	principal/interest					9,273.41	1,810.78
November	payment				11,084.19		
	principal/interest					9,302.47	1,781.72
December	payment				11,084.19		
	principal/interest					9,331.62	1,752.57
January	payment				11,084.19		
	principal/interest					9,360.88	1,723.31
February	payment				11,084.19		
	principal/interest					9,390.23	1,693.96
March	payment				11,084.19		
	principal/interest					9,419.64	1,664.55
April	payment				11,084.19		
	principal/interest					9,449.17	1,635.02
May	payment						
	principal/interest						
June	payment						
	principal/interest						
July	payment	11,084.19					
	principal/interest		6,036.90	5,047.29			
August	payment	11,084.19					
	principal/interest		9,215.56	1,868.63			
September	payment	11,084.19					
	principal/interest		9,244.44	1,839.75			
<b>Total Payments as of Current Date</b>							
	Total Payments	33,252.57			77,589.33		
	Principal		24,496.90			65,527.42	
	Interest			8,755.67			#####
<b>Balance as of Current Period</b>							
					631,798.83		554,209.50

GILLESPIE COUNTY, TEXAS  
 Capital Assets Lease/Purchase ... Contract ----, October.2017  
 Road & Bridge Departments

PROJECTED Payments

PROJECTED Payments	FY2018			FY2019			FY2020			FY2021			FY2022		
	Total Payment	Principal	Interest	Total Payment	Principal	Interest	Total Payment	Principal	Interest	Total Payment	Principal	Interest	Total Payment	Principal	Interest
<b>Balance At Year Start</b>	932,648.64			832,722.00			699,486.48			566,250.96			433,015.44		
October payment			11,102.96			11,102.96			11,102.96			11,102.96			
principal/interest				8,800.62	2,302.34		9,134.01	1,968.95		9,480.02	1,622.94		9,839.15	1,263.81	
November payment			11,102.96			11,102.96			11,102.96			11,102.96			
principal/interest				8,827.93	2,275.03		9,162.35	1,940.61		9,509.44	1,593.52		9,869.68	1,233.28	
December payment			11,102.96			11,102.96			11,102.96			11,102.96			
principal/interest				8,855.33	2,247.63		9,190.79	1,912.17		9,538.95	1,564.01		9,900.31	1,202.65	
January payment	11,102.96		11,102.96			11,102.96			11,102.96			11,102.96			
principal/interest		6,190.70	4,912.26	8,882.81	2,220.15		9,219.31	1,883.65		9,568.56	1,534.40		9,931.04	1,171.92	
February payment	11,102.96		11,102.96			11,102.96			11,102.96			11,102.96			
principal/interest		8,585.15	2,517.81	8,910.38	2,192.58		9,247.92	1,855.04		9,598.25	1,504.71		9,961.86	1,141.10	
March payment	11,102.96		11,102.96			11,102.96			11,102.96			11,102.96			
principal/interest		8,611.79	2,491.17	8,938.03	2,164.93		9,276.62	1,826.34		9,628.04	1,474.92		9,992.77	1,110.19	
April payment	11,102.96		11,102.96			11,102.96			11,102.96			11,102.96			
principal/interest		8,638.52	2,464.44	8,965.76	2,137.20		9,305.41	1,797.55		9,657.92	1,445.04		10,023.78	1,079.18	
May payment	11,102.96		11,102.96			11,102.96			11,102.96			11,102.96			
principal/interest		8,665.33	2,437.63	8,993.59	2,109.37		9,334.29	1,768.67		9,687.89	1,415.07		10,054.89	1,048.07	
June payment	11,102.96		11,102.96			11,102.96			11,102.96			11,102.96			
principal/interest		8,692.22	2,410.74	9,021.50	2,081.46		9,363.25	1,739.71		9,717.95	1,385.01		10,086.09	1,016.87	
July payment	11,102.96		11,102.96			11,102.96			11,102.96			11,102.96			
principal/interest		8,719.19	2,383.77	9,049.50	2,053.46		9,392.31	1,710.65		9,748.11	1,354.85		10,117.39	985.57	
August payment	11,102.96		11,102.96			11,102.96			11,102.96			11,102.96			
principal/interest		8,746.25	2,356.71	9,077.58	2,025.38		9,421.46	1,681.50		9,778.36	1,324.60		10,148.79	954.17	
September payment	11,102.96		11,102.96			11,102.96			11,102.96			11,102.96			
principal/interest		8,773.39	2,329.57	9,105.75	1,997.21		9,450.70	1,652.26		9,808.71	1,294.25		10,180.28	922.68	
<b>Total Proposed Payments Per Year</b>															
Total Payments	932,648.64	99,926.64		133,235.52			133,235.52			133,235.52			133,235.52		
Total Principal	817,515.25		75,622.54		107,428.78			111,498.42			115,722.20			120,106.03	
Total Interest	115,133.39		24,304.10			25,806.74			21,737.10			17,513.32			13,129.49
<b>Projected Balance Year End</b>															
	832,722.00			699,486.48			566,250.96			433,015.44			299,779.92		

GILLESPIE COUNTY, TEXAS  
 Capital Assets Lease/Purchase ... Contract ----, October.2017  
 Road & Bridge Departments

ACTUAL Payments

FY2023			FY2024			FY2025		
Total Payment	Principal	Interest	Total Payment	Principal	Interest	Total Payment	Principal	Interest
299,779.92			166,544.40			33,308.88		
11,102.96			11,102.96			11,102.96		
	10,211.88	891.08		10,598.73	504.23		11,000.23	102.73
11,102.96			11,102.96			11,102.96		
	10,243.57	859.39		10,631.62	471.34		11,034.37	68.59
11,102.96			11,102.96			11,102.96		
	10,275.36	827.60		10,664.61	438.35		11,068.58	34.38
11,102.96			11,102.96					
	10,307.25	795.71		10,697.71	405.25			
11,102.96			11,102.96					
	10,339.23	763.73		10,730.91	372.05			
11,102.96			11,102.96					
	10,371.32	731.64		10,764.21	338.75			
11,102.96			11,102.96					
	10,403.50	699.46		10,797.61	305.35			
11,102.96			11,102.96					
	10,435.79	667.17		10,831.12	271.84			
11,102.96			11,102.96					
	10,468.18	634.78		10,864.73	238.23			
11,102.96			11,102.96					
	10,500.66	602.30		10,898.45	204.51			
11,102.96			11,102.96					
	10,533.25	569.71		10,932.27	170.69			
11,102.96			11,102.96					
	10,565.94	537.02		10,966.20	136.76			
<b>Total</b>								
133,235.52			133,235.52			33,308.88		
	124,655.93			129,378.17			33,103.18	
		8,579.59			3,857.35			205.70
<b>Total</b>								
166,544.40			33,308.88			(0.00)		

ACTUAL Payments	FY2018			FY2019		
	Total Payment	Principal	Interest	Total Payment	Principal	Interest
<b>Balance At Year Start</b>	313,262.40			257,747.60		
October payment				0.00		
principal/interest						
November payment				0.00		
principal/interest						
December payment	11,102.96			0.00		
principal/interest		6,190.71	4,912.25			
January payment	11,102.96			0.00		
principal/interest		8,585.15	2,517.81			
February payment	11,102.96			0.00		
principal/interest		8,611.79	2,491.17			
March payment	11,102.96			0.00		
principal/interest		8,638.51	2,464.45			
April payment	11,102.96			0.00		
principal/interest		8,665.33	2,437.63			
May payment	0.00			0.00		
principal/interest						
June payment	0.00			0.00		
principal/interest						
July payment	0.00			0.00		
principal/interest						
August payment	0.00			0.00		
principal/interest						
September payment	0.00			0.00		
principal/interest						
<b>Total Payments as of Current Date</b>						
Total Payments	55,514.80			0.00		
Principal		40,691.49			0.00	
Interest			14,823.31			0.00
<b>Balance as of Current Period</b>						
	257,747.60			257,747.60		

**GILLESPIE COUNTY, TEXAS**  
Public Property Finance ... Contract 6774, October 24, 2014  
Sheriff Office ... Law Enforcement Radio System Upgrade

**PROJECTED Payments**

PROJECTED Payments	FY2017			FY2018			FY2019			FY2020			FY2021			FY2022			FY2023			FY2024			FY2025						
	Total Payment	Principal	Interest	Total Payment	Principal	Interest	Total Payment	Principal	Interest	Total Payment	Principal	Interest	Total Payment	Principal	Interest	Total Payment	Principal	Interest	Total Payment	Principal	Interest	Total Payment	Principal	Interest	Total Payment	Principal	Interest				
Balance Year Start	554,260.81			495,692.55			417,124.19			348,555.83			279,987.47			211,419.11			142,850.75			74,282.39			5,714.03			5,714.03			
October payment	5,714.03			5,714.03			5,714.03			5,714.03			5,714.03			5,714.03			5,714.03			5,714.03			5,714.03			5,714.03			5,714.03
principal/interest	4,291.13	1,422.90		4,445.88	1,288.15		4,772.32	1,107.82		4,772.32	941.71		4,844.43	769.60		5,122.74	591.29		5,307.48	408.55		5,498.88	215.15		5,696.97	17.06		5,896.97	17.06		
November payment	5,714.03			5,714.03			5,714.03			5,714.03			5,714.03			5,714.03			5,714.03			5,714.03			5,714.03			5,714.03			5,714.03
principal/interest	4,303.81	1,410.22		4,459.02	1,255.01		4,786.43	1,084.20		4,786.43	927.60		4,959.04	754.99		5,137.88	576.15		5,323.17	390.86		5,515.14	188.89		5,703.99			5,891.03			
December payment	5,714.03			5,714.03			5,714.03			5,714.03			5,714.03			5,714.03			5,714.03			5,714.03			5,714.03			5,714.03			5,714.03
principal/interest	4,316.54	1,397.49		4,472.21	1,241.82		4,800.58	1,080.54		4,800.58	918.45		4,973.71	740.32		5,153.07	560.96		5,338.91	375.12		5,531.45	182.59		5,724.03			5,911.03			
January payment	5,714.03			5,714.03			5,714.03			5,714.03			5,714.03			5,714.03			5,714.03			5,714.03			5,714.03			5,714.03			5,714.03
principal/interest	4,329.30	1,384.73		4,485.43	1,228.60		4,814.78	1,065.84		4,814.78	899.25		4,988.41	725.62		5,168.31	545.72		5,354.69	359.34		5,547.80	168.23		5,734.03			5,921.03			
February payment	5,714.03			5,714.03			5,714.03			5,714.03			5,714.03			5,714.03			5,714.03			5,714.03			5,714.03			5,714.03			5,714.03
principal/interest	4,342.10	1,371.93		4,498.69	1,215.34		4,829.01	1,053.10		4,829.01	885.02		5,003.16	710.87		5,183.59	530.44		5,370.53	343.50		5,564.20	149.83		5,744.03			5,929.03			
March payment	5,714.03			5,714.03			5,714.03			5,714.03			5,714.03			5,714.03			5,714.03			5,714.03			5,714.03			5,714.03			5,714.03
principal/interest	4,354.94	1,359.09		4,511.59	1,202.04		4,843.29	1,038.32		4,843.29	870.74		5,017.95	696.08		5,198.92	515.11		5,388.41	327.62		5,580.65	133.38		5,754.03			5,934.03			
April payment	5,714.03			5,714.03			5,714.03			5,714.03			5,714.03			5,714.03			5,714.03			5,714.03			5,714.03			5,714.03			5,714.03
principal/interest	4,367.82	1,346.21		4,525.33	1,188.70		4,857.61	1,025.50		4,857.61	856.42		5,032.79	681.24		5,214.29	499.74		5,402.33	311.70		5,597.15	116.88		5,764.03			5,939.03			
May payment	5,714.03			5,714.03			5,714.03			5,714.03			5,714.03			5,714.03			5,714.03			5,714.03			5,714.03			5,714.03			5,714.03
principal/interest	4,380.73	1,333.30		4,538.71	1,175.32		4,871.97	1,011.64		4,871.97	842.06		5,047.67	666.36		5,229.71	484.32		5,418.30	295.73		5,613.70	100.33		5,774.03			5,944.03			
June payment	5,714.03			5,714.03			5,714.03			5,714.03			5,714.03			5,714.03			5,714.03			5,714.03			5,714.03			5,714.03			5,714.03
principal/interest	4,393.68	1,320.35		4,552.13	1,161.90		4,886.38	997.73		4,886.38	827.65		5,062.60	651.43		5,245.17	468.86		5,434.32	279.71		5,630.30	83.73		5,784.03			5,949.03			
July payment	5,714.03			5,714.03			5,714.03			5,714.03			5,714.03			5,714.03			5,714.03			5,714.03			5,714.03			5,714.03			5,714.03
principal/interest	4,406.67	1,307.36		4,565.59	1,148.44		4,900.83	983.79		4,900.83	813.20		5,077.56	636.47		5,260.88	453.35		5,450.39	263.64		5,646.95	67.08		5,794.03			5,954.03			
August payment	5,714.03			5,714.03			5,714.03			5,714.03			5,714.03			5,714.03			5,714.03			5,714.03			5,714.03			5,714.03			5,714.03
principal/interest	4,419.70	1,294.33		4,579.09	1,134.94		4,915.32	969.80		4,915.32	798.71		5,092.58	621.45		5,276.23	437.80		5,466.51	247.52		5,663.65	50.38		5,804.03			5,959.03			
September payment	5,714.03			5,714.03			5,714.03			5,714.03			5,714.03			5,714.03			5,714.03			5,714.03			5,714.03			5,714.03			5,714.03
principal/interest	4,432.77	1,281.26		4,592.63	1,121.40		4,929.85	955.78		4,929.85	784.18		5,107.63	606.40		5,291.83	422.20		5,482.67	231.36		5,680.39	33.64		5,814.03			5,962.03			
Year to Date Total Payments	68,568.36			68,568.36			68,568.36			68,568.36			68,568.36			68,568.36			68,568.36			68,568.36			68,568.36			68,568.36			68,568.36
Principal	52,339.19			54,226.70			58,208.37			58,208.37			60,307.53			62,482.42			64,735.71			67,070.26			69,319.71			71,568.96			73,818.51
Interest	16,229.17			14,341.66			12,358.06			10,359.99			8,260.83			6,085.94			3,832.65			1,498.10			0.00			0.00			17.06
Balance Year End	485,692.55			417,124.19			348,555.83			279,987.47			211,419.11			142,850.75			74,282.39			5,714.03			5,714.03			5,714.03			5,714.03

**GILLESPIE COUNTY, TEXAS**  
**Public Property Finance ... Contract 6774, October 24, 2014**  
**Sheriff Office ... Law Enforcement Radio System Upgrade**

**ACTUAL Payments**

ACTUAL Payments	FY2016			FY2017			FY2018		
	Total Payment	Principal	Interest	Total Payment	Principal	Interest	Total Payment	Principal	Interest
Balance Year Start	623,572.07			555,003.71			486,435.35		
October	payment	5,714.03		5,714.03			5,714.03		
	principal/interest		4,141.76	1,572.27	4,291.13	1,422.90		4,445.88	1,268.15
November	payment	5,714.03		5,714.03			5,714.03		
	principal/interest		4,154.01	1,560.02	4,303.81	1,410.22		4,459.02	1,255.01
December	payment	5,714.03		5,714.03			5,714.03		
	principal/interest		4,166.29	1,547.74	4,316.54	1,397.49		4,472.21	1,241.82
January	payment	5,714.03		5,714.03			5,714.03		
	principal/interest		4,178.61	1,535.42	4,329.30	1,384.73		4,485.43	1,228.60
February	payment	5,714.03		5,714.03			5,714.03		
	principal/interest		4,190.96	1,523.07	4,342.10	1,371.93		4,498.69	1,215.34
March	payment	5,714.03		5,714.03			5,714.03		
	principal/interest		4,203.35	1,510.68	4,354.94	1,359.09		4,511.99	1,202.04
April	payment	5,714.03		5,714.03			5,714.03		
	principal/interest		4,215.78	1,498.25	4,367.82	1,346.21		4,525.33	1,188.70
May	payment	5,714.03		5,714.03			5,714.03		
	principal/interest		4,228.25	1,485.78	4,380.73	1,333.30			
June	payment	5,714.03		5,714.03			5,714.03		
	principal/interest		4,240.75	1,473.28	4,393.68	1,320.35			
July	payment	5,714.03		5,714.03			5,714.03		
	principal/interest		4,253.29	1,460.74	4,406.67	1,307.36			
August	payment	5,714.03		5,714.03			5,714.03		
	principal/interest		4,265.86	1,448.17	4,419.70	1,294.33			
September	payment	5,714.03		5,714.03			5,714.03		
	principal/interest		4,278.48	1,435.55	4,432.77	1,281.26			
<b>Total Payments Current Period</b>									
	Total Payments	68,568.36		68,568.36			39,998.21		
	Principal		50,517.39		52,339.19			31,398.55	
	Interest			18,050.97		16,229.17			8,599.66
<b>Balance Current Period</b>									
			555,003.71		486,435.35		446,437.14		

County of Gillespie  
 District Clerk Bond / Trust Recap  
 October 2017 - September 2018  
 Funds Managed by County Treasurer

Cause Description	Cause No	Initial Investment Face Value	Prior Interest			Current Year Interest											Cause Description	Released Investments	Current Balances	Current Year Interest	Total Interest
			Adjusted Interest	TexPool Interest	TexPool Account																
					Oct.2017	Nov.2017	Dec.2017	Jan.2018	Feb.2018	Mar.2018	Apr.2018	May.2018	Jun.2018	Jul.2018	Aug.2018	Sep.2018					
Sonstegard / Curtis	2705	1,000.00	792.80	31.52	closed 05.2004/transfered to District Clerk Acct 117											Sonstegard / Curtis	1,824.32			824.32	
State v Montagnino	4073	10,000.00	43.82	171.08	closed 04.2004											State v Montagnino	10,214.90			214.90	
State v Chow	4232	10,000.00		31.34	closed 05.2004/transfered to District Clerk Acct 117											State v Chow	10,031.34			31.34	
State v Loui	4233	10,000.00		25.50	closed 04.2004											State v Loui	10,025.50			25.50	
State v Duecker	4261	20,000.00		33.03	closed 05.2004/transfered to District Clerk Acct 117											State v Duecker	20,033.03			33.03	
State v Duecker	4262	20,000.00		33.03	closed 05.2004/transfered to District Clerk Acct 117											State v Duecker	20,033.03			33.03	
Wheatcraft v Meier	6978	500.00	236.07	167.85	0.79	0.78	0.90	1.00	0.94	1.17	1.25							910.75	6.83	410.75	
Munsell Meier v Robinson	7227	1,000.00	390.71	254.33	closed 03.11.2008											Munsell Meier v Robinson	1,645.04			645.04	
Pauls v Bird	8623	500.00	77.66	131.73	0.62	0.61	0.71	0.78	0.73	0.92	0.98							714.74	5.35	214.74	
Pruitt v Danes	8764	1,000.00	128.41	16.95	closed 02.2004											Pruitt v Danes	1,145.36			145.36	
Damron (Investment)	8766	500.00		24.86	closed 10.2005											Damron (Investment)	524.86			24.86	
Tin Star Ranch	9411	500.00	5.37	32.96	closed 02.03.2006											Tin Star Ranch	538.33			38.33	
Hearne & Phillips	9461	100.00	1.07	23.04	0.11	0.11	0.12	0.14	0.13	0.16	0.17							125.05	0.94	25.05	
Haggard v Schroeder	9666	500.00	1.19	114.24	0.54	0.53	0.62	0.68	0.64	0.80	0.85							620.09	4.66	120.09	
Staats v Tonn	9752	1,000.00		17.85	closed 12.2003											Staats v Tonn	1,017.85			17.85	
Silver Deer v Senkbeil	10010	100.00		21.79	0.11	0.11	0.12	0.13	0.13	0.16	0.17							122.72	0.93	22.72	
Ankem v Woods & Schmidt	10154	1,000.00		55.01	closed 03.06.2006											Ankem v Woods & Schmidt	1,055.01			55.01	
Sledge v Jones	10370	1,000.00		202.54	1.05	1.04	1.20	1.33	1.24	1.56	1.66							1,211.62	9.08	211.62	
Whitewood v Hartel	10373	100.00		20.30	0.11	0.10	0.12	0.13	0.12	0.16	0.17							121.21	0.91	21.21	
Ballard v Keidel	10412	1,000.00		4.31	closed 12.2004											Ballard v Keidel	1,004.31			4.31	
Parker/Roscoe L	10522	23,800.00		2,639.22	closed 07.12.2007											Parker/Roscoe L	26,439.22			2,639.22	
Harris v Fourton (dba Silver Deer)	10779	1,000.00		163.48	1.02	1.01	1.16	1.29	1.20	1.50	1.61							1,172.27	8.79	172.27	
Fonder v Salinas	10930	200.00		29.76	0.20	0.20	0.23	0.25	0.24	0.30	0.32							231.50	1.74	31.50	
City of Fbg v Penick	10970	274,045.00		118.40	closed 09.21.2006											City of Fbg v Penick	274,163.40			118.40	
A J Waight v LCRA	11042	250.00		1.06	closed 07.20.2006											A J Waight v LCRA	251.06			1.06	
Jenschke v Friedrich	11228	1,000.00		15.72	closed 06.01.2007											Jenschke v Friedrich	1,015.72			15.72	
Quest Oil v Wallen and B&B Oil	11259	1,000.00		74.17	closed 03.24.2011											Quest Oil v Wallen and B&B Oil	1,074.17			74.17	
Cornerstone v Parker	11336	1,000.00		63.26	0.93	0.92	1.06	1.18	1.10	1.38	1.47							1,071.30	8.04	71.30	
Irwin vs Irwin	11399	303,022.74		3,310.61	closed 06.07.2011											Irwin vs Irwin	306,333.35			3,310.61	
Herb Venture v Varney	11703	250.00		6.62	0.22	0.22	0.26	0.28	0.27	0.33	0.35							258.55	1.93	8.55	
Dolezal vs Dolezal	11812	1,000.00		7.95	closed 10.2012											Dolezal vs Dolezal	1,007.95			7.95	

County of Gillespie  
 District Clerk Bond / Trust Recap  
 October 2017 - September 2018  
 Funds Managed by County Treasurer

Cause Description	Cause No	Initial Investment Face Value	Prior Interest		Current Year Interest											Cause Description	Released Investments	Current Balances	Current Year Interest	Total Interest					
			Adjusted Interest	TexPool Interest	TexPool Account																				
					Oct.2017	Nov.2017	Dec.2017	Jan.2018	Feb.2018	Mar.2018	Apr.2018	May.2018	Jun.2018	Jul.2018	Aug.2018						Sep.2018				
Bredemus and J&B Cheese v Just Prause & Thompson v Bierschwale	11877	1,000.00		19.74	0.89	0.88	1.02	1.13	1.06	1.32	1.41									Bredemus and J&B Cheese v Just		1,027.45	7.71	27.45	
Rutherford v Rather & Kamp	11897	100.00		1.90	0.09	0.09	0.10	0.11	0.11	0.13	0.14									Rutherford v Rather & Kamp		102.67	0.77	2.67	
Querner v Lester	11904	100.00		1.90	0.09	0.09	0.10	0.11	0.11	0.13	0.14									Querner v Lester	1,009.14			9.14	
TexHillCo EmployeesC.U. vs Beckmann	11928A	1,000.00		9.14	closed 06 26 2017															TexHillCo EmployeesC.U. vs Beckmann	100.05			0.05	
Fulton v Coleman	12195	100.00		0.05	closed 01 19 2010															Fulton v Coleman		511.90	3.85	11.90	
IBT Int v Grammer	12209	500.00		8.05	0.45	0.44	0.51	0.56	0.53	0.66	0.70									IBT Int v Grammer	115,130.48			130.48	
Ferrell vs Hall, Executor Estate of Klein, Deceased	12228	115,000.00		130.48	closed 06 2014															Ferrell vs Hall, Executor Estate of Klein, Deceased	500.60			0.60	
Baby vs Doggett	12369	500.00		0.60	closed 12 27 2010															Baby vs Doggett	400.35			0.35	
Cover v Chase Bank	12603	400.00		0.35	closed 02 14 2012															Cover v Chase Bank		101.86	0.76	1.86	
Balero v Federal Home Mortgage	12964	100.00		1.10	0.09	0.09	0.10	0.11	0.10	0.13	0.14									Balero v Federal Home Mortgage		254.90	1.91	4.90	
LCRA vs TRT Ranch	13025	250.00		2.99	0.22	0.22	0.25	0.28	0.26	0.33	0.35									LCRA vs TRT Ranch	949,545.58			45.58	
LCRA vs Oehler	13119	949,500.00		45.58	closed 09 10 2013															LCRA vs Oehler	195,009.36			9.36	
LCRA vs Wahrmond	13120	195,000.00		9.36	closed 09 10 2013															LCRA vs Wahrmond	177,008.49			8.49	
Collins, Estate of Smith v Bank of America	13121	177,000.00		8.49	closed 09 10 2013															Collins, Estate of Smith v Bank of America		509.66	3.82	9.66	
Whatley, et al vs Live Springs, et al	13203	500.00		5.84	0.44	0.44	0.51	0.56	0.52	0.65	0.70									Whatley, et al vs Live Springs, et al		509.43	3.82	9.43	
Bruce Kneese vs New York Life Insurance and Annuity Corp, et al	13291	500.00		5.61	0.44	0.44	0.51	0.56	0.52	0.65	0.70									Bruce Kneese vs New York Life Insurance and Annuity Corp, et al	951.47			0.30	
Hampton vs Spornhauer	13320	951.17	opened 03.03.2014	0.30	closed 03 05 2015															Hampton vs Spornhauer		2,037.66	15.28	37.66	
Kerrville Professional Properties LTD ... vs Friendship Village Owner's Asn, Inc ...	13343	2,000.00		22.38	1.77	1.75	2.02	2.24	2.09	2.62	2.79									Kerrville Professional Properties LTD ... vs Friendship Village Owner's Asn, Inc ...	0.00			0.00	
In the Matter of the Marriage of Roxanne L Pennington & Gerard M Pennington and In the Interest of Sarah Pennington & Matthew Pennington, Children	13640		per District Clerk ... case settled ... awaiting court order to release ... 03.03.2014 ... LL																	In the Matter of the Marriage of Roxanne L Pennington & Gerard M Pennington and In the Interest of Sarah Pennington & Matthew Pennington, Children			509.07	3.82	9.07
Berry vs Cardash	13683	500.00	opened 03.03.2014	5.25	0.44	0.44	0.51	0.56	0.52	0.65	0.70									Berry vs Cardash	501,143.62			159.13	
Berry vs Cardash ... TRO	13859	500,984.49	opened 09.11.2014	159.13	closed 2015.06.11															Berry vs Cardash ... TRO		5,090.23	38.14	90.23	
Roscoe L Parker Guardianship	13859TRO	5,000.00	opened 09.11.2014	52.09	4.43	4.36	5.06	5.61	5.20	6.53	6.95									Roscoe L Parker Guardianship		8,087.17		587.17	
State v Farmer	10522(a)	7,500.00		587.17	closed 07.12.2007															State v Farmer	4,572.49			572.49	
State v Farmer	3870A	4,000.00		504.78	closed 05.2004/transferred to District Clerk Acct 117															State v Farmer	1,146.08			146.08	
Damron (trust)	3870B	1,000.00		126.19	closed 05.2004/transferred to District Clerk Acct 117															Damron (trust)	26,371.44			92.83	
Totals	8766(A)	26,278.61		92.83	closed 01 2005															Totals	2,670,354.07	17,317.30	129.85	11,539.36	

**County of Gillespie**  
**County Clerk Holding Account Recap**  
 October 2017 - September 2018  
 Funds Managed by County Treasurer

Cause	Investment Face	Prior Adjusted Interest	Current Year Interest TexPool Account												Released Investment	Current Balances	Total Interest	
			Oct. 2017	Nov. 2017	Dec. 2017	Jan. 2018	Feb. 2018	Mar. 2018	Apr. 2018	May. 2018	Jun. 2018	Jul. 2018	Aug. 2018	Sept. 2018				FY2018
Cause	Value	Interest	Interest	Interest	Interest	Interest	Interest	Interest	Interest	Interest	Interest	Interest	Interest	Interest	Interest	Interest	Interest	
Cause 9145 Doyle/Michael J Guardianship additional funds added July, 2013 of \$682.40 to original face of \$119,517.83 or \$120,200.23 principal	120,200.23	1,532.25	106.67	105.19	121.88	134.67	125.97	157.45	168.18									
Cause 8132 Roscoe L Parker	7,500.00	97.71	04 2006 account closed ... case transferred to District Court												7,597.71	0.00	920.01	
Cause 8321 David Eugene Reynolds	100,000.00	11,872.07	closed 07.14.2008												111,872.07	0.00		
<b>Investment Totals</b>	<b>107,500.00</b>	<b>0.00</b>	<b>106.67</b>	<b>105.19</b>	<b>121.88</b>	<b>134.67</b>	<b>125.97</b>	<b>157.45</b>	<b>168.18</b>	<b>0.00</b>	<b>0.00</b>	<b>0.00</b>	<b>0.00</b>	<b>0.00</b>	<b>0.00</b>	<b>119,469.78</b>	<b>122,652.49</b>	<b>920.01</b>



GILLESPIE COUNTY TEXAS

Investment Performance Summary  
Certificate of Deposits

Financial Institution	FY2018												Year To Date	
	Oct	Nov	Dec	Jan	Feb	Mar	Apr	May	Jun	Jul	Aug	Sep		
<b>Texas Regional Bank</b>													<b>Texas Regional Bank</b>	
Certificate of Deposits ... held at face value													Certificate of Deposits ... held at face value	
Amount of Investment	2,400,000	2,400,000	2,400,000	2,400,000	2,400,000	2,400,000	2,400,000						2,400,000	Average Investment
Average Interest Rate	0.7196	0.8446	0.9279	1.0529	1.1071	1.2238	1.4200						1.0423	Average Interest Rate
Earned Interest	1,334.54	1,466.80	1,666.04	1,891.45	2,138.30	2,046.16	2,503.61						13,046.90	Earned Interest
<b>Security State Bank &amp; Trust</b>													<b>Security State Bank &amp; Trust</b>	
Certificate of Deposits ... held at face value													Certificate of Deposits ... held at face value	
Amount of Investment	1,650,000	1,650,000	1,650,000	1,650,000	1,450,000	1,200,000	700,000						1,421,429	Average Investment
Average Interest Rate	0.6714	0.6714	0.6714	0.6714	0.7800	0.8750	1.0333						0.7677	Average Interest Rate
Earned Interest	542.49	1,078.62	1,043.85	1,078.61	1,075.19	839.57	925.74						6,584.07	Earned Interest
<b>Multi-Bank Securities ... broker</b>													<b>Multi-Bank Securities ... broker</b>	
Negotiable Certificate of Deposits ... held at face value													Negotiable Certificate of Deposits ... held at face	
Amount of Investment			500,000	500,000	500,000	500,000	500,000						500,000	Average Investment
Average Interest Rate			1.9750	1.9750	1.9750	1.9750	1.9750						1.9750	Average Interest Rate
Earned Interest			0.00	424.66	424.66	383.56	424.66						1,657.54	Earned Interest
<b>Security State Bank &amp; Trust</b>													<b>Security State Bank &amp; Trust</b>	
CDARS ... held at face value													CDARS ... held at face value	
Amount of Investment							500,000						500,000	Average Investment
Average Interest Rate							2.1000						2.1000	Average Interest Rate
Earned Interest							345.31						345.31	Earned Interest
<b>Financial Northeastern Companies ... broker</b>													<b>Financial Northeastern Companies ... broker</b>	
Negotiable Certificate of Deposits ... held at face value													Negotiable Certificate of Deposits ... held at face	
Amount of Investment					500,000	500,000						500,000	Average Investment	
Average Interest Rate					2.1000	2.1000						2.1000	Average Interest Rate	
Earned Interest					0.00	356.71						356.71	Earned Interest	
Sub-Totals	1,877.03	2,545.42	2,709.89	3,394.72	3,638.15	3,269.29	4,556.03						21,990.53	YTD Total

Financial Institution	FY2017												Year To Date	
	Oct	Nov	Dec	Jan	Feb	Mar	Apr	May	Jun	Jul	Aug	Sep		
<b>Texas Regional Bank eff 03.2017 formerly Blanco National Bank</b>													<b>Texas Regional Bank eff 03.2017 formerly Blanco National Bank</b>	
Certificate of Deposits ... held at face value													Certificate of Deposits ... held at face value	
Amount of Investment	2,400,000	2,400,000	2,400,000	2,400,000	2,400,000	2,400,000	2,400,000	2,400,000	2,400,000	2,400,000	2,400,000	2,400,000	2,400,000	Average Investment
Average Interest Rate	0.4500	0.4500	0.4500	0.4500	0.4500	0.4500	0.5125	0.5417	0.5708	0.5946	0.6363	0.6779	0.5195	Average Interest Rate
Earned Interest	887.76	917.28	887.76	917.28	912.34	833.42	917.28	1,011.01	1,104.14	1,126.05	1,206.26	1,302.69	12,023.27	Earned Interest
<b>Security State Bank &amp; Trust</b>													<b>Security State Bank &amp; Trust</b>	
Certificate of Deposits ... held at face value													Certificate of Deposits ... held at face value	
Amount of Investment	2,650,000	2,650,000	2,650,000	2,150,000	2,150,000	2,150,000	2,150,000	2,150,000	2,150,000	1,650,000	1,650,000	1,650,000	2,150,000	Average Investment
Average Interest Rate	0.3667	0.3667	0.3667	0.3688	0.3813	0.3813	0.3938	0.4000	0.4000	0.4000	0.4000	0.4000	0.3854	Average Interest Rate
Earned Interest	782.91	834.46	807.57	834.46	684.74	628.24	704.92	736.74	730.39	706.88	560.53	560.53	8,572.37	Earned Interest

Financial Institution	FY2016												Year To Date	
	Oct	Nov	Dec	Jan	Feb	Mar	Apr	May	Jun	Jul	Aug	Sep		
<b>Blanco National Bank</b>													<b>Blanco National Bank</b>	
Certificate of Deposits ... held at face value													Certificate of Deposits ... held at face value	
Amount of Investment	2,400,000	2,400,000	2,400,000	2,400,000	2,400,000	2,400,000	2,400,000	2,400,000	2,400,000	2,400,000	2,400,000	2,400,000	2,400,000	Average Investment
Average Interest Rate	0.4500	0.4500	0.4500	0.4500	0.4500	0.4500	0.4500	0.4500	0.4500	0.4500	0.4500	0.4500	0.4500	Average Interest Rate
Earned Interest	887.76	917.28	887.76	917.28	914.82	860.48	917.28	887.76	917.28	890.22	917.28	917.28	10,832.48	Earned Interest
<b>Security State Bank &amp; Trust</b>													<b>Security State Bank &amp; Trust</b>	
Certificate of Deposits ... held at face value													Certificate of Deposits ... held at face value	
Amount of Investment	2,650,000	2,650,000	2,650,000	2,650,000	2,650,000	2,650,000	2,650,000	2,650,000	2,650,000	2,650,000	2,650,000	2,650,000	2,650,000	Average Investment
Average Interest Rate	0.3500	0.3500	0.3500	0.3500	0.3500	0.3500	0.3500	0.3500	0.3500	0.3556	0.3556	0.3556	0.3514	Average Interest Rate
Earned Interest	762.36	787.76	762.36	787.76	787.76	736.92	787.76	762.36	787.76	762.36	808.99	808.99	9,343.14	Earned Interest

Financial Institution	FY2015												Year To Date	
	Oct	Nov	Dec	Jan	Feb	Mar	Apr	May	Jun	Jul	Aug	Sep		
<b>Blanco National Bank</b>													<b>Blanco National Bank</b>	
Certificate of Deposits ... held at face value													Certificate of Deposits ... held at face value	
Amount of Investment	2,400,000	2,400,000	2,400,000	2,400,000	2,400,000	2,400,000	2,400,000	2,400,000	2,400,000	2,400,000	2,400,000	2,400,000	2,400,000	Average Investment
Average Interest Rate	0.4500	0.4500	0.4500	0.4500	0.4500	0.4500	0.4500	0.4500	0.4500	0.4500	0.4500	0.4500	0.4500	Average Interest Rate
Earned Interest	887.76	917.28	887.76	917.28	912.34	833.42	916.05	890.22	917.28	887.76	917.28	917.28	10,801.71	Earned Interest
<b>Security State Bank &amp; Trust</b>													<b>Security State Bank &amp; Trust</b>	
Certificate of Deposits ... held at face value													Certificate of Deposits ... held at face value	
Amount of Investment	2,650,000	2,650,000	2,650,000	2,650,000	2,650,000	2,650,000	2,650,000	2,650,000	2,650,000	2,650,000	2,650,000	2,650,000	2,650,000	Average Investment
Average Interest Rate	0.3500	0.3500	0.3500	0.3500	0.3500	0.3500	0.3500	0.3500	0.3500	0.3500	0.3500	0.3500	0.3500	Average Interest Rate
Earned Interest	762.36	787.63	762.36	787.63	786.80	712.48	787.76	762.36	787.76	762.36	787.76	787.76	9,275.02	Earned Interest

GILLESPIE COUNTY TEXAS

Investment Performance Summary  
Certificate of Deposits

Financial Institution	FY2014												Year To Date		
	Oct	Nov	Dec	Jan	Feb	Mar	Apr	May	Jun	Jul	Aug	Sep			
<b>Blanco National Bank</b>													<b>Blanco National Bank</b>		
Certificate of Deposits ... held at face value													Certificate of Deposits ... held at face value		
Amount of Investment	2,400,000	2,400,000	2,400,000	2,400,000	2,400,000	2,400,000	2,400,000	2,400,000	2,400,000	2,400,000	2,400,000	2,400,000	2,400,000	2,400,000	Average Investment
Average Interest Rate	0.5333	0.5167	0.5042	0.4917	0.4875	0.4792	0.4583	0.4500	0.4500	0.4500	0.4500	0.4500	0.4500	0.4500	Average Interest Rate
Earned Interest	1,076.62	1,095.57	1,019.12	1,036.14	1,005.73	910.12	985.20	912.39	925.77	887.76	917.28	917.28	917.28	11,688.98	Earned Interest
<b>Security State Bank &amp; Trust</b>													<b>Security State Bank &amp; Trust</b>		
Certificate of Deposits ... held at face value													Certificate of Deposits ... held at face value		
Amount of Investment	2,650,000	2,650,000	2,650,000	2,650,000	2,650,000	2,650,000	2,650,000	2,650,000	2,650,000	2,650,000	2,650,000	2,650,000	2,650,000	2,650,000	Average Investment
Average Interest Rate	0.3889	0.3889	0.3889	0.3833	0.3722	0.3667	0.3611	0.3556	0.3556	0.3500	0.3500	0.3500	0.3500	0.3676	Average Interest Rate
Earned Interest	871.27	874.78	846.61	874.78	852.59	764.27	834.46	792.22	808.99	782.91	787.76	787.76	787.76	9,878.40	Earned Interest

Financial Institution	FY2013												Year To Date		
	Oct	Nov	Dec	Jan	Feb	Mar	Apr	May	Jun	Jul	Aug	Sep			
<b>Blanco National Bank</b>													<b>Blanco National Bank</b>		
Certificate of Deposits ... held at face value													Certificate of Deposits ... held at face value		
Amount of Investment	2,400,000	2,400,000	2,400,000	2,400,000	2,400,000	2,400,000	2,400,000	2,400,000	2,400,000	2,400,000	2,400,000	2,400,000	2,400,000	2,400,000	Average Investment
Average Interest Rate	0.6500	0.6458	0.6375	0.6250	0.6208	0.6125	0.6125	0.5833	0.5708	0.5583	0.5500	0.5471	0.5471	0.6011	Average Interest Rate
Earned Interest	1,282.08	1,324.80	1,273.86	1,299.33	1,267.84	1,148.97	1,248.39	1,167.00	1,188.96	1,125.91	1,146.51	1,129.53	1,129.53	14,603.18	Earned Interest
<b>Security State Bank &amp; Trust</b>													<b>Security State Bank &amp; Trust</b>		
Certificate of Deposits ... held at face value													Certificate of Deposits ... held at face value		
Amount of Investment	2,650,000	2,650,000	2,650,000	2,650,000	2,650,000	2,650,000	2,650,000	2,650,000	2,650,000	2,650,000	2,650,000	2,650,000	2,650,000	2,650,000	Average Investment
Average Interest Rate	0.4778	0.4778	0.4778	0.4667	0.4444	0.4333	0.4333	0.4111	0.4111	0.4000	0.4000	0.4000	0.4000	0.4361	Average Interest Rate
Earned Interest	1,089.06	1,074.40	1,039.75	1,074.40	1,030.84	917.83	993.69	920.58	942.72	912.36	900.25	900.25	900.25	11,796.13	Earned Interest

Financial Institution	FY2012												Year To Date		
	Oct	Nov	Dec	Jan	Feb	Mar	Apr	May	Jun	Jul	Aug	Sep			
<b>Blanco National Bank</b>													<b>Blanco National Bank</b>		
Certificate of Deposits ... held at face value													Certificate of Deposits ... held at face value		
Amount of Investment	2,400,000	2,400,000	2,400,000	2,400,000	2,400,000	2,400,000	2,400,000	2,400,000	2,400,000	2,400,000	2,400,000	2,400,000	2,400,000	2,400,000	Average Investment
Average Interest Rate	0.8458	0.8083	0.7833	0.7458	0.7333	0.7167	0.6750	0.6583	0.6500	0.6500	0.6500	0.6500	0.6500	0.7139	Average Interest Rate
Earned Interest	1,693.08	1,724.02	1,598.55	1,596.62	1,516.62	1,401.92	1,460.72	1,331.40	1,341.79	1,282.08	1,324.80	1,324.80	1,324.80	17,596.40	Earned Interest
<b>Security State Bank &amp; Trust</b>													<b>Security State Bank &amp; Trust</b>		
Certificate of Deposits ... held at face value													Certificate of Deposits ... held at face value		
Amount of Investment	2,650,000	2,650,000	2,650,000	2,650,000	2,650,000	2,650,000	2,650,000	2,650,000	2,650,000	2,650,000	2,650,000	2,650,000	2,650,000	2,650,000	Average Investment
Average Interest Rate	0.7222	0.7222	0.7222	0.6889	0.6222	0.5889	0.5556	0.5222	0.5222	0.5000	0.5000	0.5000	0.5000	0.5972	Average Interest Rate
Earned Interest	1,800.00	1,605.23	1,553.43	1,605.23	1,477.83	1,334.81	1,363.18	1,195.90	1,210.30	1,171.25	1,125.37	1,125.37	1,125.37	16,567.90	Earned Interest

Financial Institution	FY2011												Year To Date		
	Oct	Nov	Dec	Jan	Feb	Mar	Apr	May	Jun	Jul	Aug	Sep			
<b>Blanco National Bank</b>													<b>Blanco National Bank</b>		
Certificate of Deposits ... held at face value													Certificate of Deposits ... held at face value		
Amount of Investment	2,400,000	2,400,000	2,400,000	2,400,000	2,400,000	2,400,000	2,400,000	2,400,000	2,400,000	2,400,000	2,400,000	2,400,000	2,400,000	2,400,000	Average Investment
Average Interest Rate	1.4625	1.3292	1.2542	1.1938	1.1771	1.1354	1.0313	0.9896	0.9396	0.9104	0.8813	0.8583	0.8583	1.0969	Average Interest Rate
Earned Interest	2,979.48	2,981.13	2,621.94	2,556.45	2,422.88	2,185.34	2,312.03	2,034.21	2,017.07	1,853.37	1,855.68	1,796.22	1,796.22	27,615.80	Earned Interest
<b>Security State Bank &amp; Trust</b>													<b>Security State Bank &amp; Trust</b>		
Certificate of Deposits ... held at face value													Certificate of Deposits ... held at face value		
Amount of Investment	2,650,000	2,650,000	2,650,000	2,650,000	2,650,000	2,650,000	2,650,000	2,650,000	2,650,000	2,650,000	2,650,000	2,650,000	2,650,000	2,650,000	Average Investment
Average Interest Rate	1.1333	1.1333	1.1333	1.1000	1.0222	0.9833	0.9333	0.8833	0.8833	0.8333	0.8333	0.8333	0.8333	0.9754	Average Interest Rate
Earned Interest	2,447.26	2,541.58	2,459.59	2,541.58	2,411.45	2,129.59	2,280.43	2,021.92	2,051.12	1,984.93	1,860.02	1,860.02	1,860.02	26,589.49	Earned Interest

Financial Institution	FY2010												Year To Date		
	Oct	Nov	Dec	Jan	Feb	Mar	Apr	May	Jun	Jul	Aug	Sep			
<b>Blanco National Bank</b>													<b>Blanco National Bank</b>		
Certificate of Deposits ... held at face value													Certificate of Deposits ... held at face value		
Amount of Investment	2,200,000	2,200,000	2,200,000	2,200,000	2,200,000	2,200,000	2,400,000	2,400,000	2,400,000	2,400,000	2,400,000	2,400,000	2,400,000	2,300,000	Average Investment
Average Interest Rate	2.5886	2.4409	2.3500	2.1795	2.1227	2.0091	1.8083	1.7250	1.6208	1.5792	1.5479	1.5104	1.5104	1.9569	Average Interest Rate
Earned Interest	4,775.37	4,836.85	4,413.71	4,390.95	4,057.67	3,597.30	3,753.99	3,567.14	3,516.20	3,197.28	3,218.95	3,155.25	3,155.25	46,480.66	Earned Interest
<b>Security State Bank &amp; Trust</b>													<b>Security State Bank &amp; Trust</b>		
Certificate of Deposits ... held at face value													Certificate of Deposits ... held at face value		
Amount of Investment	400,000	400,000	400,000	400,000	400,000	650,000	2,650,000	2,650,000	2,650,000	2,650,000	2,650,000	2,650,000	2,650,000	1,545,833	Average Investment
Average Interest Rate	1.5750	1.5750	1.5750	1.5750	1.2750	1.2500	1.1333	1.0833	1.0833	1.1389	1.1389	1.1389	1.1389	1.2951	Average Interest Rate
Earned Interest	673.99	535.06	517.82	535.06	532.05	394.25	677.32	2,441.10	2,193.21	2,202.74	2,528.82	2,528.82	2,528.82	15,760.25	Earned Interest

GILLESPIE COUNTY TEXAS

Investment Performance Summary  
Certificate of Deposits

Financial Institution	FY2009												Year To Date	
	Oct	Nov	Dec	Jan	Feb	Mar	Apr	May	Jun	Jul	Aug	Sep		
<b>Blanco National Bank</b>													<b>Blanco National Bank</b>	
Certificate of Deposits ... held at face value													Certificate of Deposits ... held at face value	
Amount of Investment	1,700,000	1,700,000	1,700,000	1,700,000	1,700,000	1,700,000	2,200,000	2,200,000	2,200,000	2,200,000	2,200,000	2,200,000	1,950,000	Average Investment
Average Interest Rate	4.0412	3.6618	3.5353	3.2294	3.1500	3.0147	2.8682	2.7864	2.7864	2.7455	2.6932	2.6409	3.0961	Average Interest Rate
Earned Interest	5,810.95	5,834.80	5,116.43	5,104.40	4,634.27	4,136.41	4,352.75	5,385.78	5,206.30	5,038.38	5,129.86	5,032.19	60,782.52	Earned Interest
<b>Security State Bank &amp; Trust</b>													<b>Security State Bank &amp; Trust</b>	
Certificate of Deposits ... held at face value													Certificate of Deposits ... held at face value	
Amount of Investment	900,000	900,000	900,000	900,000	900,000	900,000	400,000	400,000	400,000	400,000	400,000	400,000	650,000	Average Investment
Average Interest Rate	3.0300	3.0300	3.0300	3.0300	2.4300	2.4300	2.2875	2.0500	2.0500	2.0500	2.0500	2.0500	2.4598	Average Interest Rate
Earned Interest	1,984.94	2,305.90	2,231.52	2,305.90	2,297.68	1,860.84	2,051.10	752.07	696.44	673.99	696.44	696.44	18,553.26	Earned Interest

Financial Institution	FY2008												Year To Date	
	Oct	Nov	Dec	Jan	Feb	Mar	Apr	May	Jun	Jul	Aug	Sep		
<b>Blanco National Bank</b>													<b>Blanco National Bank</b>	
Certificate of Deposits ... held at face value													Certificate of Deposits ... held at face value	
Amount of Investment	1,600,000	1,600,000	1,600,000	1,600,000	1,600,000	1,700,000	1,700,000	1,700,000	1,700,000	1,700,000	1,700,000	1,700,000	1,658,333	Average Investment
Average Interest Rate	5.5531	5.4875	5.4656	5.2313	5.1219	4.9382	4.8206	4.5559	4.5559	4.4235	4.2912	4.1588	4.8836	Average Interest Rate
Earned Interest	7,331.57	7,546.16	7,216.49	7,427.24	7,085.44	6,534.39	7,129.97	6,735.65	6,577.93	6,365.77	6,386.84	6,195.75	82,533.20	Earned Interest
<b>Security State Bank &amp; Trust</b>													<b>Security State Bank &amp; Trust</b>	
Certificate of Deposits ... held at face value													Certificate of Deposits ... held at face value	
Amount of Investment	300,000	300,000	800,000	800,000	800,000	300,000	800,000	800,000	800,000	800,000	800,000	800,000	675,000	Average Investment
Average Interest Rate	5.4483	5.4483	5.0863	4.6288	3.4463	3.9283	3.6963	3.0375	3.0375	3.0375	3.0375	3.0375	3.9058	Average Interest Rate
Earned Interest	1,343.43	1,388.20	1,343.43	3,288.46	3,050.05	2,293.02	1,000.92	2,201.52	2,051.10	1,984.94	2,051.10	2,051.10	24,047.27	Earned Interest

Financial Institution	FY2007												Year To Date	
	Oct	Nov	Dec	Jan	Feb	Mar	Apr	May	Jun	Jul	Aug	Sep		
<b>Blanco National Bank</b>													<b>Blanco National Bank</b>	
Certificate of Deposits ... held at face value													Certificate of Deposits ... held at face value	
Amount of Investment	1,300,000	1,400,000	1,400,000	1,600,000	1,600,000	1,600,000	1,600,000	1,600,000	1,600,000	1,600,000	1,600,000	1,600,000	1,541,667	Average Investment
Average Interest Rate	5.1615	5.3143	5.3679	5.4563	5.5000	5.5313	5.5563	5.5655	5.5875	5.5875	5.5813	5.5750	5.4820	Average Interest Rate
Earned Interest	5,404.13	5,698.91	6,115.12	6,382.63	7,352.09	6,813.15	7,516.46	7,306.91	7,592.89	7,348.01	7,592.89	7,584.39	82,707.58	Earned Interest
<b>Security State Bank &amp; Trust</b>													<b>Security State Bank &amp; Trust</b>	
Certificate of Deposits ... held at face value													Certificate of Deposits ... held at face value	
Amount of Investment	200,000	200,000	200,000	200,000	300,000	300,000	300,000	300,000	300,000	300,000	300,000	300,000	266,667	Average Investment
Average Interest Rate	5.0950	5.0950	5.0950	5.0950	5.4167	5.4167	5.4167	5.4483	5.4483	5.4483	5.4483	5.4483	5.3226	Average Interest Rate
Earned Interest	837.54	865.46	837.54	865.46	865.46	1,246.58	1,380.15	1,335.62	1,388.20	1,343.43	1,388.20	1,388.20	13,741.84	Earned Interest

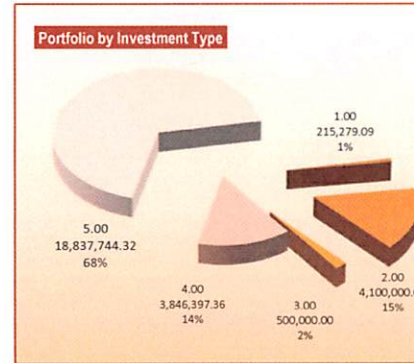
Financial Institution	FY2006												Year To Date	
	Oct	Nov	Dec	Jan	Feb	Mar	Apr	May	Jun	Jul	Aug	Sep		
<b>Blanco National Bank</b>													<b>Blanco National Bank</b>	
Certificate of Deposits ... held at face value													Certificate of Deposits ... held at face value	
Amount of Investment	1,200,000	1,200,000	1,200,000	1,200,000	1,200,000	1,200,000	1,300,000	1,300,000	1,300,000	1,300,000	1,300,000	1,300,000	1,250,000	Average Investment
Average Interest Rate	3.0933	3.2767	3.6058	4.0142	4.1808	4.3290	4.3885	4.6731	4.6731	4.8080	4.9385	5.0680	4.2541	Average Interest Rate
Earned Interest	3,050.96	3,339.50	3,556.44	3,883.06	4,091.15	3,848.66	4,412.19	4,689.04	4,726.43	4,993.12	5,308.21	5,455.61	51,354.37	Earned Interest
<b>Security State Bank &amp; Trust</b>													<b>Security State Bank &amp; Trust</b>	
Certificate of Deposits ... held at face value													Certificate of Deposits ... held at face value	
Amount of Investment	100,000	100,000	100,000	100,000	100,000	100,000	100,000	200,000	200,000	200,000	200,000	200,000	141,667	Average Investment
Average Interest Rate	3.0000	3.0000	3.0000	3.0000	5.0000	5.0000	5.0000	5.0950	5.0950	5.0950	5.0950	5.0950	4.3729	Average Interest Rate
Earned Interest	246.58	254.80	246.58	254.80	254.80	383.56	424.66	410.96	865.46	837.54	865.46	865.46	5,910.66	Earned Interest

Financial Institution	FY2005												Year To Date	
	Oct	Nov	Dec	Jan	Feb	Mar	Apr	May	Jun	Jul	Aug	Sep		
<b>Blanco National Bank</b>													<b>Blanco National Bank</b>	
Certificate of Deposits ... held at face value													Certificate of Deposits ... held at face value	
Amount of Investment	1,200,000	1,200,000	1,200,000	1,200,000	1,200,000	1,200,000	1,200,000	1,200,000	1,200,000	1,200,000	1,200,000	1,200,000	1,200,000	Average Investment
Average Interest Rate	1.8470	1.8600	1.8808	1.8808	2.0558	2.1558	2.2742	2.2742	2.5408	2.6575	2.8017	2.9267	2.2629	Average Interest Rate
Earned Interest	1,814.02	1,895.70	1,855.10	1,916.93	2,095.26	1,984.55	2,288.18	2,243.02	2,583.80	2,626.85	2,855.39	2,985.79	25,049.33	Earned Interest
<b>Security State Bank &amp; Trust</b>													<b>Security State Bank &amp; Trust</b>	
Certificate of Deposits ... held at face value													Certificate of Deposits ... held at face value	
Amount of Investment					100,000	100,000	100,000	100,000	100,000	100,000	100,000	100,000	100,000	Average Investment
Average Interest Rate					3.0000	3.0000	3.0000	3.0000	3.0000	3.0000	3.0000	3.0000	3.0000	Average Interest Rate
Earned Interest					0.00	230.14	230.14	246.58	254.80	246.58	254.80	254.80	1,717.84	Earned Interest

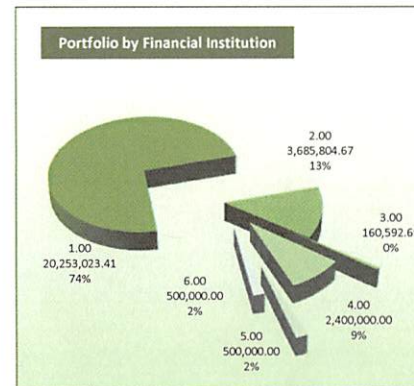
## GILLESPIE COUNTY, TEXAS

### Portfolio Asset Summary by Investment Type As of April 30, 2018 Of funds Managed by County Treasurer Office

Financial Institution Account / Investment Type	Cash Balances As Of April 30, 2018	
<b>Security State Bank &amp; Trust County Depository</b>		
<b>Checking Accounts</b>		
General ... multi-fund account	28.01	
COB 2001, GOB Series 2010 ... Interest & Sinking	1.00	
County Attorney Hot Check Fund	15,266.41	
Appellate Judicial ... CLOSED	0.00	
Justice of Peace No 1	40,981.10	
Justice of Peace No 2	16,971.21	
County Clerk Operating	66,810.18	
District Clerk Operating	75,219.18	
GOB Series 2013 ... Jail Project	1.00	
GOB Series 2013 ... Interest & Sinking	1.00	215,279.09
<b>Sweep Accounts</b>		
General ... multi-fund account	18,504,176.76	
GOB Series 2013 ... Jail Project	35,456.71	
COB 2001, GOB Series 2010 ... Interest & Sinking	30,837.67	
GOB Series 2013 ... Interest & Sinking	267,273.18	18,837,744.32
<b>Certificate of Deposit .. General Fund (10.)</b>		
Closed	0.00	
05.02.2018 maturity	100,000.00	
Closed	0.00	
10.29.2018 maturity	100,000.00	
Closed	0.00	
Closed	0.00	
09.01.2019 maturity	500,000.00	700,000.00
<b>Certificate of Deposit for Public Entities (CDARs) ... General Fund (10.)</b>		
04.18.2019 maturity	500,000.00	500,000.00 \$ 20,253,023.41
<b>TexPool Investment Service for Public Funds</b>		
<b>Investment Pool</b>		
General ... multi-fund account	3,545,834.88	
Interest & Sinking	0.00	
District Clerk Holding In Trust	17,317.30	
County Clerk Holding In Trust	122,652.49	
GOB Series 2013 ... Jail Project	0.00	3,685,804.67 \$ 3,685,804.67



Portfolio by Investment Type As of April 30, 2018	
215,279.09	Checking Accounts
4,100,000.00	Certificates of Deposit
500,000.00	Certificate of Deposit for Public Entities (CDARs)
3,846,397.36	Investment Pools ... Investment Service for Public Funds
<u>18,837,744.32</u>	Sweep Accounts
<b>\$ 27,499,420.77</b>	<b>Total</b>



Portfolio by Financial Institution As of April 30, 2018	
1 20,253,023.41	Security State Bank & Trust
2 3,685,804.67	TexPool
3 160,592.69	Texas Class
4 2,400,000.00	Texas Regional Bank
5 500,000.00	Multi-Bank Securities ... broker
6 500,000.00	Financial Northeastern Companies ... broker
<b>\$ 27,499,420.77</b>	<b>Total</b>

GILLESPIE COUNTY, TEXAS

Portfolio Asset Summary by Investment Type  
As of April 30,2018  
Of funds Managed by County Treasurer Office

Financial Institution Account / Investment Type	Cash Balances As Of April 30,2018		
<b>Texas Class</b>			
<b>Investment Service for Public Funds</b>			
<b>Investment Pool</b>			
General ... multi fund account	0.00		
GOB Series 2013 ... Jail Project	160,592.69	160,592.69	\$ 160,592.69
<b>Texas Regional Bank</b>			
<b>Certificate of Deposit .. General Fund (10.)</b>			
08.07.2019 maturity	100,000.00		
11.11.2019 maturity	100,000.00		
11.02.2019 maturity	100,000.00		
07.19.2018 maturity	100,000.00		
12.07.2019 maturity	100,000.00		
08.07.2019 maturity	100,000.00		
09.07.2019 maturity	100,000.00		
05.28.2018 maturity	100,000.00		
05.28.2018 maturity	100,000.00		
07.02.2019 maturity	100,000.00		
08.02.2019 maturity	100,000.00		
09.02.2019 maturity	100,000.00		
10.18.2019 maturity	200,000.00		
08.22.2019 maturity	100,000.00		
10.30.2019 maturity	100,000.00		
10.30.2019 maturity	100,000.00		
12.04.2019 maturity	100,000.00		
10.01.2019 maturity	300,000.00		
09.01.2019 maturity	100,000.00		
06.01.2018 maturity	100,000.00		
06.15.2018 maturity	100,000.00	2,400,000.00	\$ 2,400,000.00
<b>Multi-Bank Securities ... broker</b>			
<b>Certificate of Deposit .. General Fund (10.)</b>			
12.07.2019 maturity	250,000.00		
12.15.2019 maturity	250,000.00	500,000.00	\$ 500,000.00
<b>Finanacial Northeastern Companies ... broker</b>			
<b>Certificate of Deposit .. General Fund (10.)</b>			
03.29.2019 maturity	200,000.00		
03.29.2019 maturity	200,000.00		
03.29.2019 maturity	100,000.00	500,000.00	\$ 500,000.00
<b>Total</b>			<b>\$ 27,499,420.77</b>

GILLESPIE COUNTY, TEXAS

Portfolio Asset Summary vs. Security Holdings  
 As of April 30, 2018

For Funds Held by the County Treasurer and All Fee Offices

Financial Institution Account / Investment Type	Cash Balances as of April 30, 2018		Financial Institution Pledge / Security Holdings
<b>Security State Bank &amp; Trust (SSB&amp;T) County Depository</b>	<b>Account Balances</b>		<b>Pledge / Security Holdings</b>
<b>County Treasurer Managed Accounts</b>			
<b>Checking Accounts</b>			
General Checking ... multi-fund account	28.01		
COB Series 2001, GOREfunding 2010 ... Interest & Sinking	1.00		
County Attorney Hot Check Fund	15,266.41		
Appellate Judicial ... CLOSED	0.00		
Justice of Peace No 1	40,981.10		
Justice of Peace No 2	16,971.21		
County Clerk Operating	66,810.18		
District Clerk Operating	75,219.18		
GOB Series 2013 ... Jail Project	1.00		
GOB Series 2013 ... Interest & Sinking	1.00	<u>215,279.09</u>	
<b>Sweep Accounts</b>			
General ... multi-fund account	18,504,176.76		
GOB Series 2013 ... Jail Project	30,837.67		
COB Series 2001, GOREfunding 2010 ... Interest & Sinking	35,456.71		
GOB Series 2013 ... Interest & Sinking	<u>267,273.18</u>	<u>18,837,744.32</u>	
<b>County Treasurer Managed Investments</b>			
<b>Certificates of Deposit .. General Fund (10.)</b>			
Closed	0.00		
05.02.2018 maturity	100,000.00		
Closed	0.00		
10.29.2018 maturity	100,000.00		
Closed	0.00		
Closed	0.00		
09.01.2019 maturity	<u>500,000.00</u>	<u>700,000.00</u>	

GILLESPIE COUNTY, TEXAS

Portfolio Asset Summary vs. Security Holdings  
As of April 30, 2018

For Funds Held by the County Treasurer and All Fee Offices

Financial Institution Account / Investment Type	Cash Balances as of April 30, 2018		Financial Institution Pledge / Security Holdings
<b>Security State Bank &amp; Trust County Depository</b>	<b>Account Balances</b>		<b>Pledge / Security Holdings</b>
<b>Tax Assessor-Collector Managed Accounts ... new accounts effective 01.01.2017</b>			
<b>Checking Accounts</b>			
TA-C Operating Account	17,607.38		
TxP&WL	3,194.13		
MVD	183,274.79		
MVD Sales Tax	141,400.58		
MVD Title	3,060.15		
Road & Bridge Fee	5,261.79	353,798.82	
<b>Tax Assessor-Collector Managed Accounts ... old accounts</b>			
<b>Checking Accounts</b>			
TA-C Operating Account	24,237.88		
TxP&WL	551.50		
MVD	0.00		
MVD Sales Tax	863.35		
City of Fredericksburg Ad Valorem	88.95		
MVD Title	0.00		
Road & Bridge Fee	6,519.04		
Fredericksburg ISD Ad Valorem	7,590.13		
Escrow (Ad Valorem Property)	33.84		
VIT (Vehicle Inventory Tax) Escrow	1,572.25		
Harper ISD Ad Valorem	15.73		
Gillespie County WCID Ad Valorem	0.05		
Doss CCSD Ad Valorem	0.00		
Stonewall WCID Ad Valorem	0.00		
Hill Country Underground WCD Ad Valorem	0.00		
Gillespie County Ad Valorem	104.93	41,577.65	
TAC Total	395,376.47		

GILLESPIE COUNTY, TEXAS

Portfolio Asset Summary vs. Security Holdings  
As of April 30, 2018

For Funds Held by the County Treasurer and All Fee Offices

Financial Institution Account / Investment Type	Cash Balances as of April 30, 2018				Financial Institution Pledge / Security Holdings
<b>Security State Bank &amp; Trust County Depository</b>	<b>Account Balances</b>				<b>Pledge / Security Holdings</b>
<b>County Clerk Managed Account</b>					
<b>Checking Account</b>					
County Clerk Escrow	51,109.28	51,109.28			
<b>Savings Account</b>					
County Clerk Trust	421.16	421.16			
<b>Sheriff Managed Account</b>					
<b>Checking Account</b>					
Sheriff Bail Bond Account	88,000.00				
Sheriff Inmate	20,810.13				
Sheriff Commissary	13,696.13	122,506.26			
<b>District Clerk Managed Account</b>					
<b>Checking Account</b>					
District Clerk Trust	394,984.56	394,984.56			
				25,125,829.25	SSB&T Pledged Securities .current face
				25,972,255.31	SSB&T Pledged Securities .book value
				25,757,001.48	SSB&T Pledged Securities .fair value
				250,000.00	FDIC Coverage / Demand Deposits @ SSB&T
				250,000.00	FDIC Coverage / Time Deposits @ SSB&T
			\$ 20,717,421.14	\$ 26,257,001.48	
<b>Security State Bank &amp; Trust County Depository</b>					
<b>County Treasurer Managed Investments</b>					
<b>Certificates of Deposit for Public Entities (CDARs) ... General Fund (10.)</b>					
06.15.2018 maturity	500,000.00	500,000.00	500,000.00	\$ 500,000.00	500,000.00 FDIC Coverage / under CDARS program



GILLESPIE COUNTY, TEXAS

Portfolio Asset Summary vs. Security Holdings  
 As of April 30, 2018

For Funds Held by the County Treasurer and All Fee Offices

Financial Institution Account / Investment Type	Cash Balances as of April 30, 2018			Financial Institution Pledge / Security Holdings
<b>TexPool</b>	<b>Account Balances</b>			<b>Pledge / Security Holdings</b>
<b>Investment Service for Public Funds</b>				
<b>County Treasurer Managed Investments</b>				
<b>Investment Pool Accounts</b>				
General ... multi-fund account	3,545,834.88			
Interest & Sinking - COB Series 2001/GOB Series 2010	0.00			
District Clerk Holding	17,317.30			
County Clerk Holding	122,652.49			
GOB Series 2013 ... Jail Project	0.00	\$ 3,685,804.67	\$ 3,685,804.67	3,685,804.67
				Net Asset Value ... TexPool seeks to maintain a net asset value of \$1.00 (+/- 0.005 allowable) and is designed to be used for investments of funds which may be needed at any time. April 30, 2018, net asset value 0.99992

Financial Institution Account / Investment Type	Cash Balances as of April 30, 2018			Financial Institution Pledge / Security Holdings
<b>Texas Class</b>	<b>Account Balances</b>			<b>Pledge / Security Holdings</b>
<b>Investment Service for Public Funds</b>				
<b>County Treasurer Managed Investments</b>				
<b>Investment Pool Account</b>				
General Account ... multi-fund account	0.00			
GOB Series 2013 ... Jail Project	160,592.69	\$ 160,592.69	\$ 160,592.69	160,592.69
				Net Asset Value ... Texas Class seeks to maintain a net asset value of \$1.00 (+/- 0.005 allowable) and is designed to be used for investments of funds which may be needed at any time. April 30, 2018, net asset value 1.00

GILLESPIE COUNTY, TEXAS

Portfolio Asset Summary vs. Security Holdings  
As of April 30, 2018

For Funds Held by the County Treasurer and All Fee Offices

Financial Institution Account / Investment Type	Cash Balances as of April 30, 2018			Financial Institution Pledge / Security Holdings
<b>Texas Regional Bank (TRB)</b>	<b>Account Balances</b>			<b>Pledge / Security Holdings</b>
<b>County Treasurer Managed Investments</b>				
<b>Certificates of Deposit .. General Fund (10.)</b>				
08.07.2019 maturity	100,000.00			
11.11.2019 maturity	100,000.00			
11.02.2019 maturity	100,000.00			
07.19.2018 maturity	100,000.00			
12.07.2019 maturity	100,000.00			
08.07.2019 maturity	100,000.00			
09.07.2019 maturity	100,000.00			
05.28.2018 maturity	100,000.00			
05.28.2018 maturity	100,000.00			
07.02.2019 maturity	100,000.00			
08.02.2019 maturity	100,000.00			
09.02.2019 maturity	100,000.00			
10.18.2019 maturity	200,000.00			
08.22.2019 maturity	100,000.00			
10.30.2019 maturity	100,000.00			
10.30.2019 maturity	100,000.00			
12.04.2019 maturity	100,000.00			5,250,000.00 TRB Pledged Securities .original face
10.01.2019 maturity	300,000.00			2,581,081.69 TRB Pledged Securities .par
09.01.2019 maturity	100,000.00			2,732,814.75 TRB Pledged Securities .book value
06.01.2018 maturity	100,000.00			2,618,332.39 TRB Pledged Securities .market value
06.15.2018 maturity	100,000.00	2,400,000.00	\$ 2,400,000.00	\$ 2,868,332.39 250,000.00 FDIC Coverage @ TRB
<b>Multi-Bank Securities ... Broker</b>	<b>Account Balances</b>			<b>Pledge / Security Holdings</b>
<b>County Treasurer Managed Investments</b>				
<b>Certificates of Deposit .. General Fund (10.)</b>				
12.07.2019 maturity	250,000.00			250,000.00 FDIC Coverage
12.15.2017 maturity	250,000.00	500,000.00	\$ 500,000.00	\$ 500,000.00 250,000.00 FDIC Coverage
<b>Financial Northeastern Companies ... Broker</b>	<b>Account Balances</b>			<b>Pledge / Security Holdings</b>
<b>County Treasurer Managed Investments</b>				
<b>Certificates of Deposit .. General Fund (10.)</b>				
03.29.2019 maturity	200,000.00			200,000.00 FDIC Coverage
03.29.2019 maturity	200,000.00			200,000.00 FDIC Coverage
03.29.2019 maturity	100,000.00	500,000.00	\$ 500,000.00	\$ 500,000.00 100,000.00 FDIC Coverage

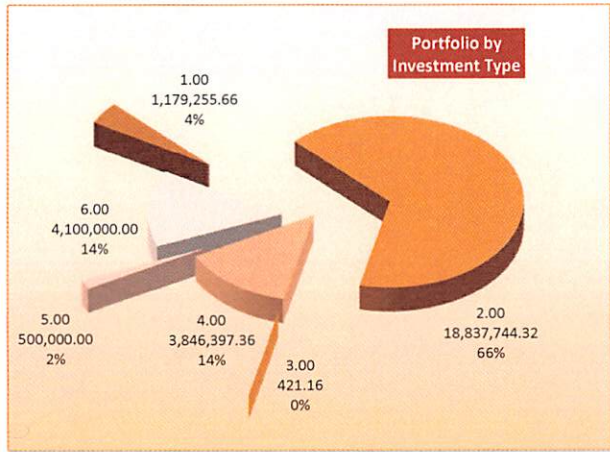
GILLESPIE COUNTY, TEXAS

Portfolio Asset Summary vs. Security Holdings  
As of April 30, 2018

For Funds Held by the County Treasurer and All Fee Offices

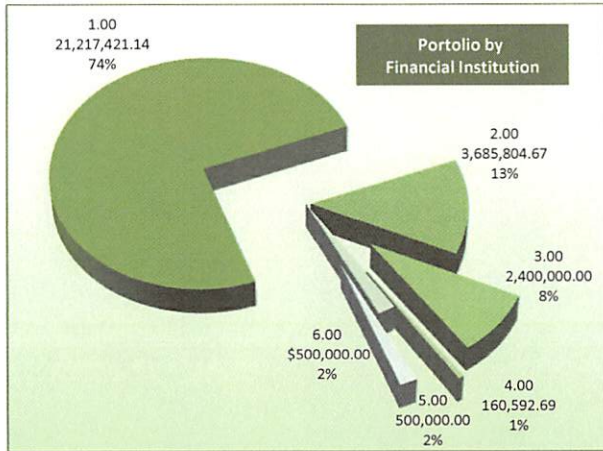
Financial Institution Account / Investment Type	Cash Balances as of April 30, 2018	Financial Institution Pledge / Security Holdings
--	---------------------------------------	---

Total Assets	As Of April 30, 2018	\$ 28,463,818.50	\$ 34,471,731.23	As Of April 30, 2018	Total Securities
--------------	-------------------------	------------------	------------------	-------------------------	------------------



Portfolio by Investment Type  
As of April 30, 2018

1	1,179,255.66	Checking Accounts
2	18,837,744.32	Sweep Accounts
3	421.16	Savings Accounts
4	3,846,397.36	Investment Pools ... Public Funds Investment Service
5	500,000.00	Certificates of Deposit for Public Entities (CDARs)
6	4,100,000.00	Certificates of Deposit
<b>\$</b>	<b>28,463,818.50</b>	<b>Total</b>



Portfolio by Financial Institution  
As of April 30, 2018

1	21,217,421.14	Security State Bank & Trust
2	3,685,804.67	TexPool
3	2,400,000.00	Texas Regional Bank
4	160,592.69	Texas Class
5	500,000.00	Multi-Bank Securities ... broker
6	500,000.00	Financial Northeastern Companies ... broker
<b>\$</b>	<b>28,463,818.50</b>	<b>Total</b>

GILLESPIE COUNTY, TEXAS

Portfolio Asset Summary vs. Security Holdings  
As of April 30, 2018

For Funds Held by the County Treasurer and All Fee Offices

Financial Institution Account / Investment Type	Cash Balances as of April 30, 2018	Financial Institution Pledge / Security Holdings
--	---------------------------------------	---

Deposit and Investment Risk Disclosure
<p><b>General Statement</b> ... The County's approach to investments of county funds. Investment strategies are built on cash flow versus fund name. County funds are predominantly invested in certificates of deposit and Investment Pools ... investment service(s) for public funds. Depository interest-bearing checking accounts are used more as clearing accounts than a type of investment. Sweep accounts ... the General Checking Account (multi-fund account) ... interest-bearing, with a one dollar (\$1.00) threshold ... is attached to a sweep account with a \$25,000.00 required minimum balance. This holds the same for the GOB Series 2013 Project Account ... it is interest-bearing, with a one dollar (\$1.00) threshold ... and is attached to a sweep account with a \$25,000.00 required minimum balance. The same for COB2001/Ref2010 I&amp;S and GOB2013 I&amp;S.</p> <p><b>Custodial Risk</b> .. All deposits/investments with any banking institution are collateralized at least 100%, all collateral (exclusive FDIC coverage) is placed with a third party that is not a depository of the County, and collateral is pledged to Gillespie County.</p> <p><b>Interest Rate Risk</b> .. The County does not have a formal investment policy that limits investment maturities as a means of managing its exposure to fair value losses arising from changing interest rates. Certificates of Deposit are normally held at maximum two year maturities or less and maturity dates are staggered. CD's are originally invested for periods of less or over a year to optimize a staggered portfolio. SSB&amp;T &amp; TRB CD's are held at face values with interests paid to the County monthly. Broker CD's are held at face values with interests remitted to the County as paid. CDs for public entities (CDARs) are held at face value with interest remitted to the County as paid</p> <p><b>Credit Risk</b> .. <u>At April 30, 2018, the County has no investments</u> in commercial paper, corporate bonds, mutual funds. At April 30, 2018, TexPool was rated AAAm by Standard &amp; Poor's. At April 30, 2018, Texas Class was rated AAAm by Standard &amp; Poor's.</p> <p><b>Concentration of Credit Risk</b> .. The County does not place any limit on the amount the County may invest with any type of investment or issuer. However, the County endeavors to diversify and monitors any concerns of concentrations with any one issuer or investment type At April 30, 2018, the County had its assets/investments invested by investment type</p> <ul style="list-style-type: none"> <li>13.5133 % in investment pools</li> <li>14.4043 % in certificate of deposit(s)</li> <li>1.7566 % in certificate of deposits for public entities (CDARs)</li> <li>4.1430 % in checking, money market, passbook accounts</li> <li>0.0015 % in savings account</li> <li>66.1814 % in sweep accounts which are tied to the overnight bank lending rate</li> </ul> <p>At April 30, 2018, the County had its assets/investments invested by issuer / broker</p> <ul style="list-style-type: none"> <li>12.9491 % in TexPool</li> <li>74.5417 % in Security State Bank &amp; Trust</li> <li>8.4318 % in Texas Regional Bank</li> <li>0.5642 % in Texas Class</li> <li>1.7566 % with Multi-Bank Securities ... broker</li> <li>1.7566 % with Financial Northeaster Companies ... broker</li> </ul>

**FY2017-2018  
Gillespie County, Texas  
County Treasurer Monthly Financial Statement  
All Funds Managed by County Treasurer**



For Period Ended April 30, 2018

**Laura Lundquist, CCT, CIO  
Gillespie County Treasurer**

Maintenance & Operating, COB & GOB Operating, COB & GOB I&S, Special Revenue, Special Revenue..Grants, Capital Project(s), Trust and Agency								
Month	03.31.2018				FY2018	FY2017		04.30.2018
To Date	Cash Balance	Receipts	Disbursements	Allocations	Adjustments	Adjustments		Cash Balance
Maintenance & Operating (M&O)	22,217,730.22	1,056,903.43	1,354,931.55					21,919,702.10
COB2001	188,201.49	303.91						188,505.40
and GOB2013 Operating								
COB 2001/Ref2010 I&S	282,152.55	18,013.22						300,165.77
and GOB I&S								
Special Revenue	1,274,633.76	115,107.58	147,417.47					1,242,323.87
Special Revenue ... Grants	15.18							15.18
Capital Project(s)	2,792,658.60	3,873.76	401.23					2,796,131.13
Trust and Agency	677,097.85	(38,378.93)	86,805.05					551,913.87
<b>Totals</b>	<b>27,432,489.65</b>	<b>1,155,822.97</b>	<b>1,589,555.30</b>	<b>0.00</b>	<b>0.00</b>	<b>0.00</b>		<b>26,998,757.32</b>
County Funds								

Year	09.30.2017				FY2018	FY2017		04.30.2018
To Date	Cash Balance	Receipts	Disbursements	Allocations	Adjustments	Adjustments		Cash Balance
Maintenance & Operating (M&O)	17,022,457.46	18,872,987.19	11,075,742.55	(2,900,000.00)				21,919,702.10
COB2001	290,749.68	1,822.58	104,066.86					188,505.40
and GOB2013 Operating								
COB 2001/Ref2010 I&S	74,884.22	1,193,526.55	968,245.00					300,165.77
and GOB I&S								
Special Revenue	1,899,141.29	619,949.44	1,376,766.86	100,000.00				1,242,323.87
Special Revenue ... Grants	15.18							15.18
Capital Project(s)	0.00	10,548.87	14,417.74	2,800,000.00				2,796,131.13
Trust and Agency	597,784.58	256,174.97	302,045.68					551,913.87
<b>Totals</b>	<b>19,885,032.41</b>	<b>20,955,009.60</b>	<b>13,841,284.69</b>	<b>0.00</b>	<b>0.00</b>	<b>0.00</b>		<b>26,998,757.32</b>
County Funds								

Clerks of the Courts Trust Funds								
Month	03.31.2018				FY2018	FY2017		04.30.2018
To Date	Cash Balance	Receipts	Disbursements	Allocations	Adjustments	Adjustments		Cash Balance
District Clerk Trust	17,293.58	23.72						17,317.30
County Clerk Trust	122,484.31	168.18						122,652.49
<b>Totals</b>	<b>139,777.89</b>	<b>191.90</b>	<b>0.00</b>	<b>0.00</b>	<b>0.00</b>	<b>0.00</b>		<b>139,969.79</b>
Clerk Trusts								

Year	09.30.2017				FY2018	FY2017		04.30.2018
To Date	Cash Balance	Receipts	Disbursements	Allocations	Adjustments	Adjustments		Cash Balance
District Clerk Trust	17,187.45	129.85						17,317.30
County Clerk Trust	121,732.48	920.01						122,652.49
<b>Totals</b>	<b>138,919.93</b>	<b>1,049.86</b>	<b>0.00</b>	<b>0.00</b>	<b>0.00</b>	<b>0.00</b>		<b>139,969.79</b>
Clerk Trusts								

Respectfully submitted,

Laura Lundquist, CCT, CIO  
Gillespie County Treasurer

The State of Texas, County of Gillespie

Before me, the undersigned authority, this day personally appeared Laura Lundquist, County Treasurer, to me well known, who, being duly sworn, desposes and says that the above and foregoing report is true and correct.

Witness my hand and seal of this office, this \_\_\_\_\_ day of \_\_\_\_\_, \_\_\_\_\_ A. D.

\_\_\_\_\_  
County Clerk  
County of Gillespie, State of Texas

Compared, examined, and accepted in open Commissioners Court this \_\_\_\_\_ day of \_\_\_\_\_, \_\_\_\_\_ A. D.

\_\_\_\_\_  
County Judge

\_\_\_\_\_  
Commissioner Pct No 1

\_\_\_\_\_  
Commissioner Pct No 2

\_\_\_\_\_  
Commissioner Pct No 3

\_\_\_\_\_  
Commissioner Pct No 4