



**FY2017-2018**

**GILLESPIE COUNTY, TEXAS**

**COUNTY TREASURER MONTHLY FINANCIAL REPORT**

For The Period Ended  
March 31, 2018

**Unaudited**

LAURA LUNDQUIST, CCT, CIO  
GILLESPIE COUNTY TREASURER

1. Cash/Investment Balances All Funds  
For Period Ended March 31, 2018
2. Statement of Receipts, Disbursements, Electronic Funds Transfers, Payroll,  
Interfund Allocations, Adjustments, and Investments All Funds  
Month to Date by Fund
3. Statement of Receipts, Disbursements, Electronic Funds Transfers, Payroll,  
Interfund Allocations, Adjustments, and Investments All Funds  
Fiscal Year to Date by Fund
4. Statement of Maintenance & Operating Funds  
FY2005 through March 31, 2018  
General Fund  
Road & Bridge Funds ... County Wide, Precinct No 1, Precinct No 2, Precinct No 3, Precinct No 4
5. Fund Cash/Investment Balance Comparison by Fiscal Year by Fund  
Active and Inactive Funds  
FY2004 through March 31, 2018
6. Overall Cash/Investment Balance Comparison by Month  
FY1985 through March 31, 2018
7. County Sales Tax ... Effective January 01, 1988  
Allocation Summary of Sales Tax Receipts  
1988 through March 31, 2018
8. Hotel Occupancy Tax (HOT) ... Effective January 01, 2007  
Summary of HOT Receipts and Expenditures  
For the Period of January 01, 2007 through March 31, 2018
9. Certificates of Obligation Bonds ... Interest & Sinking  
Statement of Bond Redemptions & Interest Payment Schedule  
GO Refunding Bonds, Series 2010  
Refunding of COB Series 2001, Post Office & Clinic Building Properties
10. General Obligation Bonds ... Interest & Sinking  
Statement of Bond Redemptions & Interest Payment Schedule  
GOB Series 2013, Jail Construction Project





11. Lease / Purchase Finance Capital Equipment  
Statement of Principal & Interest Payment Schedule  
Road & Bridge Departments – Contract No 6451, September.2013
  - o Countywide
  - o Precinct No 1
  - o Precinct No 2
  - o Precinct No 3
  - o Precinct No 4
  
12. Lease / Purchase Finance Capital Equipment  
Statement of Principal & Interest Payment Schedule  
Road & Bridge Departments – Contract No 7756, June.2017
  - o Countywide
  - o Precinct No 1
  - o Precinct No 2
  - o Precinct No 3
  - o Precinct No 4
  
13. Lease / Purchase Finance Capital Equipment  
Statement of Principal & Interest Payment Schedule  
Road & Bridge Departments – Contract No , December.2017
  - o Countywide
  - o Precinct No 1
  - o Precinct No 2
  - o Precinct No 3
  - o Precinct No 4
  
14. Public Property Finance ... Law Enforcement Radio System Upgrade  
Statement of Principal & Interest Payment Schedule  
Sheriff Office --- Contract No 6774, October.2014
  
15. District Clerk Trust Funds ... Statement of Holding in Trust Funds As Managed by County Treasurer  
As of March 31, 2018
  
16. County Clerk Trust Funds ... Statement of Holding in Trust Funds As Managed by County Treasurer  
As of March 31, 2018
  
16. Investment Performance Summary ... Certificate(s) of Deposit  
As of March 31, 2018
  
17. County Treasurer Portfolio Asset Summary by Investment Type  
As of March 31, 2018
  
18. County Portfolio Asset Summary vs Security Holdings  
As of March 31, 2018
  
19. Detailed Listing of Receipts to All Funds  
For March.2018
  
20. Detailed Listing of Disbursements from All Funds  
For March.2018
  
21. Detailed Listing of Electronic Funds Transfers from All Funds  
For March.2018
  
22. Detailed Listing of Interfund Allocations to/from All Funds  
For March.2018



23. Detailed Listing of Payroll Distribution All Funds  
For March.2018
24. Financial Summary Recap Affidavit  
As of March 31, 2018

## GILLESPIE COUNTY, TEXAS

### Cash and Investment Balances All Funds Managed by County Treasurer

For Period Ended March 31, 2018

#### FUNDS LISTING BY CATEGORY

#### GENERAL and ROAD & BRIDGE FUNDS

##### Maintenance & Operating Funds

General Fund	18,213,822.80
Road & Bridge Funds ...	
County Wide	3,564,763.99
Precinct No 1	69,459.72
Precinct No 2	110,576.79
Precinct No 3	115,793.99
Precinct No 4	<u>143,312.93</u>
Sub-total Road & Bridge Funds	4,003,907.42

#### CASH and INVESTMENTS

22,217,730.22

#### SPECIAL REVENUE FUNDS

Law Library	2,517.35
Lateral Road ...	
Precinct No 1	6,658.22
Precinct No 2	6,683.26
Precinct No 3	6,658.21
Precinct No 4	6,658.22
Sub-total Lateral Road Funds	26,657.91

##### Probate ...

Training	4,849.15
Guardianship Program	33,246.98
Sub-total Probate Funds	38,096.13

Court Reporter Service	709.34
County Records Management	31,822.14
County Clerk Records Management	142,946.44
Sheriff Forfeiture	24,101.42
Sheriff Abandoned Vehicle	1,224.28
Sheriff Equitable Sharing	1,224.74
Justice Court Bldg Security	4,675.91
Courthouse Security	42,325.89
District Clerk Records Management	11,133.82
County & District Court Technology	25,813.20
Occupancy Tax	584,611.16
Pretrial Intervention	140,525.71
Justice Court Technology	134,169.87
Airport Operating	36,422.31
LEOSE Training--Sheriff	7,534.03
LEOSE Training--Constable No 1	10,063.72
LEOSE Training--Constable No 2	7,951.64
Tax Assessor - M V I	<u>106.75</u>

1,274,633.76

#### SPECIAL REVENUE FUNDS ... GRANTS

Grants ... General, Energy Efficiency	0.00
Grants ... Law Enforcement, Emergency Services P25 Compliant Radio	0.00
PML Loan Star Library	0.00
PML PAC-Pug	0.00
Airport Capital Project Grant	<u>15.18</u>

15.18



**GILLESPIE COUNTY, TEXAS**  
**Cash and Investment Balances**  
**All Funds Managed by County Treasurer**  
**For Period Ended March 31, 2018**

FUNDS LISTING BY CATEGORY <small>(continued)</small>			
<b>CERTIFICATES OF OBLIGATION BONDS</b>			
and			
<b>GENERAL OBLIGATION BONDS</b>			
...			
<b>Operating Accounts</b>			
GOB Series 2013 ... Jail Project	188,201.49	188,201.49	
<b>CERTIFICATES OF OBLIGATION BONDS</b>			
and			
<b>GENERAL OBLIGATION BONDS</b>			
...			
<b>Interest &amp; Sinking Accounts</b>			
COB Series 2001/GOB Refunding Series 2010 ... Interest & Sinking	28,445.31		
GOB Series 2013 ... Interest & Sinking	<u>253,707.24</u>	<u>282,152.55</u>	
<b>CAPITAL PROJECT FUNDS</b>			
Capital Improvements / Maintenance	<u>2,792,658.60</u>	<u>2,792,658.60</u>	
<b>TRUST and AGENCY FUNDS</b>			
Criminal Justice	27,248.96		
Waste Water (State Fee)	740.00		
County Attorney Hot Check	12,921.29		
McDermott (PML)	112,133.79		
Breiten (PML)	188,378.15		
Justice Of The Peace No. 1	63,069.51		
Justice Of The Peace No. 2	33,574.12		
Appellate Judicial System	587.45		
Alternative Dispute Resolution	280.00		
Unclaimed Monies	56,823.79		
County Clerk Operating	100,568.72		
District Clerk Operating	80,772.07	<u>677,097.85</u>	<u>27,432,489.65</u>
<b>FUNDS PENDING RELEASE</b>			
Check(s) pending release	0.00		
EFT(s) pending release	<u>0.00</u>	<u>0.00</u>	<u>0.00</u>
<b>CHANGE FUNDS</b>			
General Fund (F.10) ... cash provider to various offices	3,000.00		
Sheriff Seizure Fund (F.30)	4,000.00		
County Attorney Hot Check Fund (F.80)	<u>50.00</u>	<u>7,050.00</u>	<u>7,050.00</u>

**GILLESPIE COUNTY, TEXAS**  
**Cash and Investment Balances**  
**All Funds Managed by County Treasurer**  
**For Period Ended March 31, 2018**

FUNDS LISTING BY CATEGORY <small>(continued)</small>				
<b>UNALLOCATED MONIES</b>				
<b>Checking Accounts</b>				
General (multi-fund)	3,627.98			
COB2001/Ref2010 I&S	0.00			
GOB 2013 Project	0.00			
GOB2013 I&S	0.00			
County Attorney	0.00			
Justice of Peace No 1	4,307.00			
Justice of Peace No 2	434.00			
District Clerk Operating	1,157.00			
County Clerk Operating	710.10	<u>10,236.08</u>		
<b>Investment Pools ... Investment Service For Public Funds</b>				
TexPool ... General (multi-fund)	0.00			
TexPool ... COB Series 2001/GOB Series 2010 Interest & Sinking	0.00			
TexPool ... GOB Series 2013 Jail Project	0.00			
Texas Class ... GOB Series 2013 Jail Project	<u>0.00</u>	<u>0.00</u>		
<b>Other Unallocated Funds</b>				
none reported	<u>0.00</u>	<u>0.00</u>	<u>10,236.08</u>	<b><u>27,449,775.73</u></b>



**GILLESPIE COUNTY, TEXAS**

**Cash and Investment Balances  
 All Funds Managed by County Treasurer**

**For Period Ended March 31, 2018**

<b>CHECKING and INVESTMENT ACCOUNTS</b>			
<b>CHECKING ACCOUNTS</b>			
GENERAL OPERATING ... Interest Bearing Checking	1.00		
Cash On Hand	0.00		
Deposit In Process	500.00		
Deposit In Process	15.00		
Deposit In Process	51.00		
Deposit In Process	0.00		
ACH In Process	0.00		
Online Transfer ... COB2001/Ref2010 I&S	0.00		
Online Transfer ... GOB 2013 I&S	0.00		
Online Transfer ... from County Clerk Operating	0.00		
Online Transfer ... from District Clerk Operating	0.00		
Online Transfer ... from Justice No 1 Operating	0.00		
Online Transfer ... from Justice No 2 Operating	0.00		
Outstanding Financial Checks	(211,214.59)		
Outstanding Payroll Checks	(1,390.88)		
Outstanding Payroll Checks	(898.90)		
Check(s) pending release	0.00	(212,937.37)	
GENERAL OPERATING ... Interest Bearing Sweep Account			
Sweep of General Operating Checking	18,746,821.97	18,746,821.97	
COB Series 2001 / GORefuding Series 2010 INTEREST & SINKING Checking	1.00		
Cash On Hand	0.00		
Online Transfer ... from General Fund	0.00		
Online Transfer ... to GOB Series 2013	0.00		
Outstanding Checks	0.00	1.00	
COB Series 2001 / GORefuding Series 2010 INTEREST & SINKING ...			
Interest Bearing Sweep Account			
Sweep of General Operating Checking	28,444.31	28,444.31	
COUNTY ATTORNEY HOT CHECK ... Interest Bearing Checking	16,869.09		
Cash On Hand	0.00		
Deposit In Process	0.00		
Outstanding Checks	(3,947.80)	12,921.29	
JUSTICE OF THE PEACE No 1 ... Interest Bearing Checking	72,906.56		
Cash On Hand	0.00		
Deposit In Process	77.00		
Deposit In Process	0.00		
Online Transfer ... to General Checking	0.00		
Outstanding Checks	(5,607.05)	67,376.51	

**GILLESPIE COUNTY, TEXAS**  
**Cash and Investment Balances**  
**All Funds Managed by County Treasurer**  
**For Period Ended March 31, 2018**

CHECKING and INVESTMENT ACCOUNTS <small>(continued)</small>			
<b>CHECKING ACCOUNTS ... Continued</b>			
JUSTICE OF THE PEACE No 2 ... Interest Bearing Checking	34,294.17		
Cash On Hand	0.00		
Deposit In Process	275.54		
Deposit In Process	0.00		
Online Transfer ... to General Checking	0.00		
Outstanding Checks	<u>(561.59)</u>	<u>34,008.12</u>	
COUNTY CLERK ... Interest Bearing Checking	100,813.44		
Cash On Hand	0.00		
Deposit In Process	1,171.00		
Deposit In Process	0.00		
Deposit In Process	0.00		
On-line Credit Card Payment In Process	134.00		
Online Transfer ... to General Checking	0.00		
Outstanding Checks <small>checks outstanding prior to 10.01.2009</small>	<u>(108.50)</u>		
Outstanding Checks <small>outstanding checks post 09.30.2009</small>	<u>(731.12)</u>	<u>101,278.82</u>	
DISTRICT CLERK ... Interest Bearing Checking	101,014.60		
Cash On Hand	0.00		
Deposit In Process	1,776.00		
Deposit In Process	0.00		
Online Transfer ... to General Checking	0.00		
Outstanding Checks <small>checks outstanding prior to 10.01.2009</small>	<u>(4,361.86)</u>		
Outstanding Checks <small>outstanding checks post 09.30.2009</small>	<u>(16,499.67)</u>	<u>81,929.07</u>	
GOB SERIES 2013 - Jail Project ... Interest Bearing Checking	1.00		
Cash On Hand	0.00		
Deposit In Process	0.00		
Outstanding Checks	<u>(7,545.00)</u>	<u>(7,544.00)</u>	
GOB SERIES 2013 - Jail Project ... Interest Bearing Sweep Account			
Sweep of GOB 2013 Jail Project Checking	<u>35,409.27</u>	<u>35,409.27</u>	
GOB SERIES 2013 - Interest & Sinking ... Interest Bearing Checking	1.00		
Cash On Hand	0.00		
Online Transfer ... from General Fund	0.00		
Online Transfer ... from COB 2001	0.00		
Online Transfer	0.00		
Outstanding Checks	<u>0.00</u>	<u>1.00</u>	
GOB SERIES 2013 - Interest & Sinking ... Interest Bearing Sweep Account			
Sweep of GOB 2013 Interest & Sinking Sweep	<u>253,706.24</u>	<u>253,706.24</u>	<u>19,141,416.23</u>




**GILLESPIE COUNTY, TEXAS**  
**Cash and Investment Balances**  
**All Funds Managed by County Treasurer**  
**For Period Ended March 31, 2018**

CHECKING and INVESTMENT ACCOUNTS <small>(continued)</small>				
<b>TIME CERTIFICATE OF DEPOSIT(s)</b>				
All General Fund (10.) Investments				
<b>Texas Regional Bank</b>				
certificate of deposit timed investments	2,400,000.00	2,400,000.00		
<b>Security State Bank &amp; Trust (County Depository)</b>				
certificate of deposit timed investments	1,200,000.00	1,200,000.00		
<b>Multi-Bank Securities</b>				
certificate of deposit timed investments	500,000.00	500,000.00		
<b>Financial Northwestern Securitie</b>				
certificate of deposit timed investments	500,000.00	500,000.00	4,600,000.00	
<b>INVESTMENT POOLS ... Investment Service For Public Funds</b>				
<b>TexPool</b>				
GENERAL ... Multi-Fund Account	3,540,973.28			
Deposit In Process	0.00			
Monies In Transit	0.00	3,540,973.28		
COB SERIES 2001/GORefunding SERIES 2010 ... Interest & Sinking				
Deposit In Process	0.00			
Monies In Transit	0.00	0.00		
GOB SERIES 2013 ... Jail Project				
Deposit In Process	0.00			
Monies In Transit	0.00	0.00		
<small>TexPool sub-total</small>		3,540,973.28		
<b>Texas Class</b>				
GOB SERIES 2013 ... Jail Project	160,336.22			
Deposit In Process	0.00			
Monies In Transit	0.00	160,336.22	3,701,309.50	
<b>CHANGE FUNDS</b>				
<b>Under General Fund (F.10)</b>				
Tax Office ... Teller Drawers (4)	1,200.00			
Tax Office ... Office Administration	0.00			
County Clerk	100.00			
District Clerk	100.00			
Justice of Peace No 1	200.00			
Justice of Peace No 2	200.00			
Pioneer Memorial Library	100.00			
Sheriff ... Administration	50.00			
Sheriff ... Jail Operations	50.00			
County Treasurer	1,000.00			
County Warehouse	0.00	3,000.00		
<b>Under Sheriff Seizure (F.30)</b>				
Sheriff ... Administrative Office	4,000.00	4,000.00		
<b>Under County Attorney Hot Check (F.80)</b>				
County Attorney	50.00	50.00	7,050.00	<b>27,449,775.73</b>

**GILLESPIE COUNTY, TEXAS**  
**Cash and Investment Balances**  
**All Funds Managed by County Treasurer**  
**For Period Ended March 31, 2018**

DISTRICT CLERK HOLDING				
HOLDING ACCOUNT (s)		CASH and INVESTMENTS		
holding account(s)	<u>17,293.58</u>	<u>17,293.58</u>	<u>17,293.58</u>	<u>17,293.58</u>
<b>INVESTMENT POOLS ... Investment Service For Public Funds</b>				
TEXPOOL ... DISTRICT CLERK HOLDING	17,293.58			
Deposit In Process	0.00			
Monies In Transit	<u>0.00</u>	<u>17,293.58</u>	<u>17,293.58</u>	<u>17,293.58</u>

COUNTY CLERK HOLDING				
HOLDING ACCOUNT (s)		CASH and INVESTMENTS		
holding account(s)	<u>122,484.31</u>	<u>122,484.31</u>	<u>122,484.31</u>	<u>122,484.31</u>
<b>INVESTMENT POOLS ... Investment Service For Public Funds</b>				
TEXPOOL ... COUNTY CLERK HOLDING	122,484.31			
Deposit In Process	0.00			
Monies In Transit	<u>0.00</u>	<u>122,484.31</u>	<u>122,484.31</u>	<u>122,484.31</u>



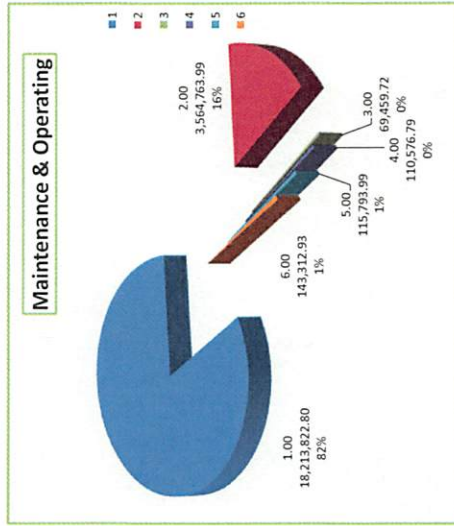
Laura Lundquist, CCT, CIO  
 Gillespie County Treasurer  
 Gillespie County, Texas



**GILLESPIE COUNTY, TEXAS**  
**STATEMENT OF**  
**Receipts, Disbursements, Electronic Funds Transfers, Payroll, Interfund Allocations, Adjustments, and Time Investments**  
**of County Funds Managed by County Treasurer**

For the Period Ended March 31, 2018

For Current Account Period	Cash Balance as of 02.28.2018	Receipts	Disbursements	Electronic Fund Transfers	Payroll	Total Disbursements	Interfund Allocations In	Interfund Allocations Out	FY2018 Adjustments	FY2017 YE Adjustments	Cash Balances as of 03.31.2018	Time Investments	Adjusted Cash Balance as of 03.31.2018	For Current Account Period
<b>GENERAL and ROAD &amp; BRIDGE ... Maintenance &amp; Operating Funds</b>														
F10 General	18,676,081.07	794,849.19	659,713.98	260,227.86	337,165.62	1,257,107.46					18,213,822.80	4,600,000.00	13,613,822.80	F10 General
<b>Road &amp; Bridge Funds</b>														
F15 County Wide	3,407,161.28	188,683.73	29,860.66		1,220.36	31,081.02					3,564,763.99		3,564,763.99	Road & Bridge Funds
F16 Precinct No 1	94,112.36	109.67	5,870.61		18,891.70	24,762.31					69,459.72		69,459.72	F15 County Wide
F17 Precinct No 2	136,726.28	161.49	10,420.61		15,890.37	26,310.98					110,576.79		110,576.79	F16 Precinct No 1
F18 Precinct No 3	143,978.64	170.60	7,949.33		20,405.92	28,355.25					115,793.99		115,793.99	F17 Precinct No 2
F19 Precinct No 4	167,457.12	202.17	11,453.08		12,893.28	24,346.36					143,312.93		143,312.93	F18 Precinct No 3
Sub-Total R&B	3,948,435.68	189,327.66	65,554.29	0.00	69,301.63	134,655.92	0.00	0.00	0.00	0.00	4,003,907.42	0.00	4,003,907.42	F19 Precinct No 4 Sub-Total R&B
<b>Sub-Totals General / Road &amp; Bridge ... Maintenance &amp; Operating Funds</b>	<b>22,625,516.75</b>	<b>984,176.85</b>	<b>725,268.27</b>	<b>260,227.86</b>	<b>406,467.25</b>	<b>1,391,963.38</b>	<b>0.00</b>	<b>0.00</b>	<b>0.00</b>	<b>0.00</b>	<b>22,217,730.22</b>	<b>4,600,000.00</b>	<b>17,617,730.22</b>	<b>Sub-Totals General / Road &amp; Bridge ... Maintenance &amp; Operating Funds</b>





**GILLESPIE COUNTY, TEXAS**  
**STATEMENT OF**  
**Receipts, Disbursements, Electronic Funds Transfers, Payroll, Interfund Allocations, Adjustments, and Time Investments**  
**of County Funds Managed by County Treasurer**

For the Period Ended March 31, 2018

For Current Account Period	Cash Balance as of 02.28.2018	Receipts	Disbursements	Electronic Fund Transfers	Payroll	Total Disbursements	Interfund Allocations In	Interfund Allocations Out	FY2018 Adjustments	FY2017 YE Adjustments	Cash Balances as of 03.31.2018	Time Investments	Adjusted Cash Balance as of 03.31.2018	For Current Account Period
<b>SPECIAL REVENUE</b>														
F20 Law Library	2,813.35	455.00	751.00			751.00					2,517.35		2,517.35	F20 Law Library
F21 Lateral Road Precinct Depts														F21 Lateral Road Precinct Depts
Precinct No 1	6,658.22					0.00					6,658.22		6,658.22	Precinct No 1
Precinct No 2	6,683.26					0.00					6,683.26		6,683.26	Precinct No 2
Precinct No 3	6,658.21					0.00					6,658.21		6,658.21	Precinct No 3
Precinct No 4	6,658.22					0.00					6,658.22		6,658.22	Precinct No 4
F24 Probate														F24 Probate
Training	5,015.15	84.00	250.00			250.00					4,849.15		4,849.15	Training
Guardianship Program	33,006.98	240.00				0.00					33,246.98		33,246.98	Guardianship Program
F25 Court Reporter Service	1,227.91			518.57		518.57					709.34		709.34	F25 Court Reporter Service
F28 County Records Mgmt	35,171.41	340.73	3,690.00			3,690.00					31,822.14		31,822.14	F28 County Records Mgmt
F29 County Clerk Records Mgmt	139,886.45	5,149.52	12.94		2,076.59	2,089.53					142,946.44		142,946.44	F29 County Clerk Records Mgmt
F30 Sheriff Forfeiture	21,042.71	3,058.71				0.00					24,101.42		24,101.42	F30 Sheriff Forfeiture
F93 Sheriff Abandoned Vehicle	1,222.74	1.54				0.00					1,224.28		1,224.28	F93 Sheriff Abandoned Vehicle
F31 Justice Court Bldg Security	4,463.02	212.89				0.00					4,675.91		4,675.91	F31 Justice Court Bldg Security
F32 Courthouse Security	41,074.81	1,251.08				0.00					42,325.89		42,325.89	F32 Courthouse Security
F34 District Clerk Records Mgmt	11,133.82					0.00					11,133.82		11,133.82	F34 District Clerk Records Mgmt
F35 County & District Courts Technology	25,767.10	46.10				0.00					25,813.20		25,813.20	F35 County & District Courts Technology
F36 Occupancy Tax	765,236.02	8,660.64	189,285.50			189,285.50					584,611.16		584,611.16	F36 Occupancy Tax
F37 Pretrial Intervention	140,525.71					0.00					140,525.71		140,525.71	F37 Pretrial Intervention
F51 Justice Court Technology	133,314.30	855.57				0.00					134,169.87		134,169.87	F51 Justice Court Technology
F72 Airport Operating	30,655.07	16,130.87	3,704.74		6,658.89	10,363.63					36,422.31		36,422.31	F72 Airport Operating
F78 LEOSE -Sheriff	7,534.03					0.00					7,534.03		7,534.03	F78 LEOSE -Sheriff
F79 LEOSE- Constable 1	10,063.72					0.00					10,063.72		10,063.72	F79 LEOSE- Constable 1
F82 LEOSE-Constable 2	7,951.64					0.00					7,951.64		7,951.64	F82 LEOSE-Constable 2
F81 Tax Assessor-M V I	106.75					0.00					106.75		106.75	F81 Tax Assessor-M V I
F40 Sheriff Equitable Sharing	1,223.20	1.54				0.00					1,224.74		1,224.74	F40 Sheriff Equitable Sharing
<b>Sub-Totals Special Revenue</b>	<b>1,445,093.80</b>	<b>36,488.19</b>	<b>198,212.75</b>	<b>0.00</b>	<b>8,735.48</b>	<b>206,948.23</b>	<b>0.00</b>	<b>0.00</b>	<b>0.00</b>	<b>0.00</b>	<b>1,274,633.76</b>	<b>0.00</b>	<b>1,274,633.76</b>	<b>Sub-Totals Special Revenue</b>



**GILLESPIE COUNTY, TEXAS**  
**STATEMENT OF**  
**Receipts, Disbursements, Electronic Funds Transfers, Payroll, Interfund Allocations, Adjustments, and Time Investments**  
**of County Funds Managed by County Treasurer**

For the Period Ended March 31, 2018

For Current Account Period	Cash Balance as of 02.28.2018	Receipts	Disbursements	Electronic Fund Transfers	Payroll	Total Disbursements	Interfund Allocations In	Interfund Allocations Out	FY2018 Adjustments	FY2017 YE Adjustments	Cash Balances as of 03.31.2018	Time Investments	Adjusted Cash Balance as of 03.31.2018	For Current Account Period
----------------------------	-------------------------------	----------	---------------	---------------------------	---------	---------------------	--------------------------	---------------------------	--------------------	-----------------------	--------------------------------	------------------	--	----------------------------

SPECIAL REVENUE ... GRANTS														
F11 Grants ... General - Energy Efficiency	0.00					0.00					0.00		0.00	F11 Grants ... General - Energy Efficiency
F11 Grants ... Law Enforcement, Emergency Services P25 Compliant Radio	0.00					0.00					0.00		0.00	F11 Grants ... Law Enforcement, Emergency Services P25 Compliant Radio
F54 PML ... Loan Star Grant	0.00					0.00					0.00		0.00	F54 PML ... Loan Star Grant
F54 PML ... PAC-HUG Grant	0.00					0.00					0.00		0.00	F54 PML ... PAC-HUG Grant
F71 Airport Capital Project Grant	15.18					0.00					15.18		15.18	F71 Airport Capital Project Grant
<b>Sub-Totals Special Revenue ... Grants</b>	<b>15.18</b>	<b>0.00</b>	<b>0.00</b>	<b>0.00</b>	<b>0.00</b>	<b>0.00</b>	<b>0.00</b>	<b>0.00</b>	<b>0.00</b>	<b>0.00</b>	<b>15.18</b>	<b>0.00</b>	<b>15.18</b>	<b>Sub-Totals Special Revenue ... Grants</b>

CERTIFICATES OF OBLIGATION BONDS and GENERAL OBLIGATION BONDS ... Project Operating Accounts														
F61 GOB Series 2013 ... Jail Project	195,465.01	281.48	7,545.00			7,545.00					188,201.49		188,201.49	F61 GOB Series 2013 ... Jail Project
<b>Sub-Totals COB ... GOB Operating</b>	<b>195,465.01</b>	<b>281.48</b>	<b>7,545.00</b>	<b>0.00</b>	<b>0.00</b>	<b>7,545.00</b>	<b>0.00</b>	<b>0.00</b>	<b>0.00</b>	<b>0.00</b>	<b>188,201.49</b>	<b>0.00</b>	<b>188,201.49</b>	<b>Sub-Totals COB ... GOB Operating</b>

CERTIFICATES OF OBLIGATION BONDS and GENERAL OBLIGATION BONDS ... Interest & Sinking Accounts														
F62 GOB Series 2013 ... Interest & Sinking	234,169.23	19,538.01				0.00					253,707.24		253,707.24	F62 GOB Series 2013 ... Interest & Sinking
F53 COB Series 2001 / GOB Refunding Series 2013 ... Interest & Sinking	25,004.79	3,440.52				0.00					28,445.31		28,445.31	F53 COB Series 2001 / GOB Refunding Series 2013 ... Interest & Sinking
<b>Sub-Totals COB ... GOB I&amp;S</b>	<b>259,174.02</b>	<b>22,978.53</b>	<b>0.00</b>	<b>0.00</b>	<b>0.00</b>	<b>0.00</b>	<b>0.00</b>	<b>0.00</b>	<b>0.00</b>	<b>0.00</b>	<b>282,152.55</b>	<b>0.00</b>	<b>282,152.55</b>	<b>Sub-Totals COB ... GOB I&amp;S</b>

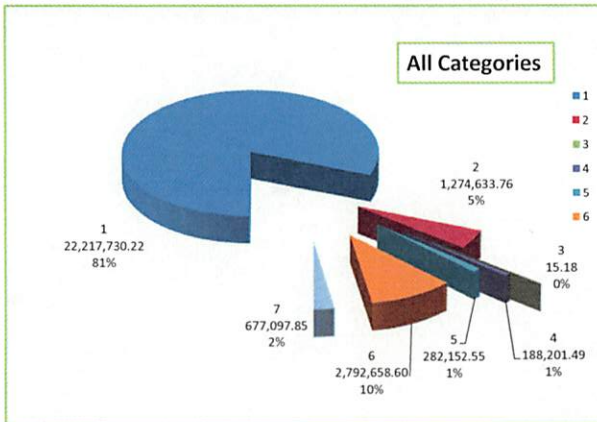
CAPITAL PROJECT ... Project Operating Account														
F70 Capital Improvements / Maintenance	2,801,853.14	3,517.97	4,483.17		8,229.34	12,712.51					2,792,658.60		2,792,658.60	F70 Capital Improvements / Maintenance
<b>Sub-Totals CAPITAL PROJECTS</b>	<b>2,801,853.14</b>	<b>3,517.97</b>	<b>4,483.17</b>	<b>0.00</b>	<b>8,229.34</b>	<b>12,712.51</b>	<b>0.00</b>	<b>0.00</b>	<b>0.00</b>	<b>0.00</b>	<b>2,792,658.60</b>	<b>0.00</b>	<b>2,792,658.60</b>	<b>Sub-Totals CAPITAL PROJECTS</b>



**GILLESPIE COUNTY, TEXAS**  
**STATEMENT OF**  
**Receipts, Disbursements, Electronic Funds Transfers, Payroll, Interfund Allocations, Adjustments, and Time Investments**  
**of County Funds Managed by County Treasurer**

**For the Period Ended March 31, 2018**

For Current Account Period	Cash Balance as of 02.28.2018	Receipts	Disbursements	Electronic Fund Transfers	Payroll	Total Disbursements	Interfund Allocations In	Interfund Allocations Out	FY2018 Adjustments	FY2017 YE Adjustments	Cash Balances as of 03.31.2018	Time Investments	Adjusted Cash Balance as of 03.31.2018	For Current Account Period
<b>TRUST and AGENCY</b>														
F22 Criminal Justice	1,863.14	25,385.82				0.00					27,248.96		27,248.96	F22 Criminal Justice
F27 Waste Water	570.00	170.00				0.00					740.00		740.00	F27 Waste Water
F80 County Attorney Hot Check	14,627.29	1,540.98	3,246.98			3,246.98					12,921.29		12,921.29	F80 County Attorney Hot Check
F89 McDermott (PML)	111,992.96	140.83				0.00					112,133.79		112,133.79	F89 McDermott (PML)
F92 Breiten (PML)	188,707.31	236.82	565.98			565.98					188,378.15		188,378.15	F92 Breiten (PML)
F85 Justice Of Peace 1	62,654.18	3,141.88	2,726.55			2,726.55					63,069.51		63,069.51	F85 Justice Of Peace 1
F86 Justice Of Peace 2	34,494.50	(757.18)	163.20			163.20					33,574.12		33,574.12	F86 Justice Of Peace 2
F83 Appellate Judicial	521.96	65.49				0.00					587.45		587.45	F83 Appellate Judicial
F84 Alternative Dispute Resolution	0.00	280.00				0.00					280.00		280.00	F84 Alternative Dispute Resolution
F90 Unclaimed Monies	56,823.79					0.00					56,823.79		56,823.79	F90 Unclaimed Monies
F94 County Clerk Operating	80,449.30	20,723.99	604.57			604.57					100,568.72		100,568.72	F94 County Clerk Operating
F95 District Clerk Operating	66,421.96	19,901.11	5,551.00			5,551.00					80,772.07		80,772.07	F95 District Clerk Operating
<b>Sub-Totals Trust and Agency</b>	<b>619,126.39</b>	<b>70,829.74</b>	<b>12,858.28</b>	<b>0.00</b>	<b>0.00</b>	<b>12,858.28</b>	<b>0.00</b>	<b>0.00</b>	<b>0.00</b>	<b>0.00</b>	<b>677,097.85</b>	<b>0.00</b>	<b>677,097.85</b>	<b>Sub-Totals Trust and Agency</b>
<b>TOTALS ALL FUNDS</b>	<b>27,946,244.29</b>	<b>1,118,272.76</b>	<b>948,367.47</b>	<b>260,227.86</b>	<b>423,432.07</b>	<b>1,632,027.40</b>	<b>0.00</b>	<b>0.00</b>	<b>0.00</b>	<b>0.00</b>	<b>27,432,489.65</b>	<b>4,600,000.00</b>	<b>22,832,489.65</b>	<b>TOTALS ALL FUNDS</b>



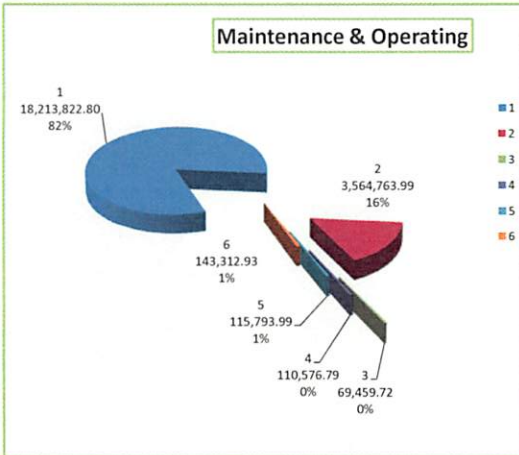
**Cash Balances by Category**  
As of March 31, 2018

22,217,730.22	Maintenance & Operating
1,274,633.76	Special Revenue
15.18	Special Revenue ... Grants
188,201.49	Certificates of Obligation Bonds & General Obligation Bonds ... Project Operating
282,152.55	Certificates of Obligation Bonds & General Obligation Bonds ... Interest & Sinking
2,792,658.60	Capital Project Funds
<u>677,097.85</u>	Trust and Agency
<b>\$ 27,432,489.65</b>	

**GILLESPIE COUNTY, TEXAS**  
**STATEMENT OF**  
**Receipts, Disbursements, Electronic Funds Transfers, Payroll, Interfund Allocations, Adjustments, and Time Investments**  
**of County Funds Managed by County Treasurer**

**Fiscal Year to Date as of Period Ended March 31, 2018**

For Current Account Period	Cash Balance as of 09.30.2017	Receipts	Disbursements	Electronic Fund Transfers	Payroll	Total Disbursements	Interfund Allocations In	Interfund Allocations Out	FY2018 Adjustments	FY2017 YE Adjustments	Cash Balances as of 03.31.2018	Time Investments	Adjusted Cash Balance as of 03.31.2018	For Current Account Period
<b>GENERAL and ROAD &amp; BRIDGE ... Maintenance &amp; Operating Funds</b>														<b>GENERAL and ROAD &amp; BRIDGE ... Maintenance &amp; Operating Funds</b>
F10 General	14,923,536.00	14,340,586.40	4,322,604.42	1,718,256.40	2,109,438.78	8,150,299.60		2,900,000.00			18,213,822.80	4,600,000.00	13,613,822.80	F10 General
<b>Road &amp; Bridge Funds</b>														<b>Road &amp; Bridge Funds</b>
F15 County Wide	883,328.50	2,929,258.96	220,393.06		27,430.41	247,823.47					3,564,763.99		3,564,763.99	F15 County Wide
F16 Precinct No 1	297,118.95	118,624.69	230,459.19		115,824.73	346,283.92					69,459.72		69,459.72	F16 Precinct No 1
F17 Precinct No 2	306,581.79	194,011.51	287,330.38		102,686.13	390,016.51					110,576.79		110,576.79	F17 Precinct No 2
F18 Precinct No 3	307,349.83	118,198.70	182,879.05		126,875.49	309,754.54					115,793.99		115,793.99	F18 Precinct No 3
F19 Precinct No 4	304,542.39	115,403.50	174,564.84		102,068.12	276,632.96					143,312.93		143,312.93	F19 Precinct No 4
Sub-Total R&B	2,098,921.46	3,475,497.36	1,095,626.52	0.00	474,884.88	1,570,511.40	0.00	0.00	0.00	0.00	4,003,907.42	0.00	4,003,907.42	Sub-Total R&B
<b>Sub-Totals General / Road &amp; Bridge ... Maintenance &amp; Operating Funds</b>	<b>17,022,457.46</b>	<b>17,816,083.76</b>	<b>5,418,230.94</b>	<b>1,718,256.40</b>	<b>2,584,323.66</b>	<b>9,720,811.00</b>	<b>0.00</b>	<b>2,900,000.00</b>	<b>0.00</b>	<b>0.00</b>	<b>22,217,730.22</b>	<b>4,600,000.00</b>	<b>17,617,730.22</b>	<b>Sub-Totals General / Road &amp; Bridge ... Maintenance &amp; Operating Funds</b>



1	18,213,822.80	General Fund
2	3,564,763.99	F15 County Wide
3	69,459.72	F16 Precinct No 1
4	110,576.79	F17 Precinct No 2
5	115,793.99	F18 Precinct No 3
6	143,312.93	F19 Precinct No 4
<b>\$</b>	<b>22,217,730.22</b>	



**GILLESPIE COUNTY, TEXAS  
STATEMENT OF  
Receipts, Disbursements, Electronic Funds Transfers, Payroll, Interfund Allocations, Adjustments, and Time Investments  
of County Funds Managed by County Treasurer**

**Fiscal Year to Date as of Period Ended March 31, 2018**

For Current Account Period	Cash Balance as of 09.30.2017	Receipts	Disbursements	Electronic Fund Transfers	Payroll	Total Disbursements	Interfund Allocations In	Interfund Allocations Out	FY2018 Adjustments	FY2017 YE Adjustments	Cash Balances as of 03.31.2018	Time Investments	Adjusted Cash Balance as of 03.31.2018	For Current Account Period
<b>SPECIAL REVENUE</b>														
F20 Law Library	4,240.37	6,051.98	7,775.00			7,775.00					2,517.35		2,517.35	F20 Law Library
F21 Lateral Road Precinct Depts														F21 Lateral Road Precinct Depts
Precinct No 1	0.00	6,658.22				0.00					6,658.22		6,658.22	Precinct No 1
Precinct No 2	25.04	6,658.22				0.00					6,683.26		6,683.26	Precinct No 2
Precinct No 3	0.00	6,658.21				0.00					6,658.21		6,658.21	Precinct No 3
Precinct No 4	0.00	6,658.22				0.00					6,658.22		6,658.22	Precinct No 4
F24 Probate														F24 Probate
Training	4,720.77	378.38	250.00			250.00					4,849.15		4,849.15	Training
Guardianship Program	31,868.70	1,378.28				0.00					33,246.98		33,246.98	Guardianship Program
F25 Court Reporter Service	0.00	1,515.00	805.66			805.66					709.34		709.34	F25 Court Reporter Service
F28 County Records Mgmt	45,077.07	3,845.83	17,100.76			17,100.76					31,822.14		31,822.14	F28 County Records Mgmt
F29 County Clerk Records Mgmt	156,542.49	28,849.36	30,465.04		11,980.37	42,445.41					142,946.44		142,946.44	F29 County Clerk Records Mgmt
F30 Sheriff Forfeiture	46,716.11	6,273.16	28,887.85			28,887.85					24,101.42		24,101.42	F30 Sheriff Forfeiture
F93 Sheriff Abandoned Vehicle	1,216.20	8.08				0.00					1,224.28		1,224.28	F93 Sheriff Abandoned Vehicle
F31 Justice Court Bldg Security	9,531.27	924.64	5,780.00			5,780.00					4,675.91		4,675.91	F31 Justice Court Bldg Security
F32 Courthouse Security	35,318.46	7,007.43				0.00					42,325.89		42,325.89	F32 Courthouse Security
F34 District Clerk Records Mgmt	10,483.00	650.82				0.00					11,133.82		11,133.82	F34 District Clerk Records Mgmt
F35 County & District Courts Technology	24,373.70	1,439.50				0.00					25,813.20		25,813.20	F35 County & District Courts Technology
F36 Occupancy Tax	682,484.17	287,186.90	385,059.91			385,059.91					584,611.16		584,611.16	F36 Occupancy Tax
F37 Pretrial Intervention	136,525.71	4,000.00				0.00					140,525.71		140,525.71	F37 Pretrial Intervention
F51 Justice Court Technology	130,407.55	3,762.32				0.00					134,169.87		134,169.87	F51 Justice Court Technology
F72 Airport Operating	557,393.28	120,273.83	697,438.86		43,805.94	741,244.80	100,000.00				36,422.31		36,422.31	F72 Airport Operating
F78 LEOSE -Sheriff	4,176.82	3,357.21				0.00					7,534.03		7,534.03	F78 LEOSE -Sheriff
F79 LEOSE- Constable 1	9,385.42	678.30				0.00					10,063.72		10,063.72	F79 LEOSE- Constable 1
F82 LEOSE-Constable 2	7,331.75	619.89				0.00					7,951.64		7,951.64	F82 LEOSE-Constable 2
F81 Tax Assessor-M V I	106.75					0.00					106.75		106.75	F81 Tax Assessor-M V I
F40 Sheriff Equitable Sharing	1,216.66	8.08				0.00					1,224.74		1,224.74	F40 Sheriff Equitable Sharing
<b>Sub-Totals Special Revenue</b>	<b>1,899,141.29</b>	<b>504,841.86</b>	<b>1,173,563.08</b>	<b>0.00</b>	<b>55,786.31</b>	<b>1,229,349.39</b>	<b>100,000.00</b>	<b>0.00</b>	<b>0.00</b>	<b>0.00</b>	<b>1,274,633.76</b>	<b>0.00</b>	<b>1,274,633.76</b>	<b>Sub-Totals Special Revenue</b>



**GILLESPIE COUNTY, TEXAS**  
**STATEMENT OF**  
**Receipts, Disbursements, Electronic Funds Transfers, Payroll, Interfund Allocations, Adjustments, and Time Investments**  
**of County Funds Managed by County Treasurer**

Fiscal Year to Date as of Period Ended March 31, 2018

For Current Account Period	Cash Balance as of 09.30.2017	Receipts	Disbursements	Electronic Fund Transfers	Payroll	Total Disbursements	Interfund Allocations In	Interfund Allocations Out	FY2018 Adjustments	FY2017 YE Adjustments	Cash Balances as of 03.31.2018	Time Investments	Adjusted Cash Balance as of 03.31.2018	For Current Account Period
<b>SPECIAL REVENUE ... GRANTS</b>														
F11 Grants ... General - Energy Efficiency	0.00					0.00					0.00		0.00	F11 Grants ... General - Energy Efficiency
F11 Grants ... Law Enforcement, Emergency Services P25 Compliant Radio	0.00					0.00					0.00		0.00	F11 Grants ... Law Enforcement, Emergency Services P25 Compliant Radio
F54 PML .. Loan Star Grant	0.00					0.00					0.00		0.00	F54 PML .. Loan Star Grant
F54 PML .. PAC-HUG Grant	0.00					0.00					0.00		0.00	F54 PML .. PAC-HUG Grant
F71 Airport Capital Project Grant	15.18					0.00					15.18		15.18	F71 Airport Capital Project Grant
<b>Sub-Totals Special Revenue .. Grants</b>	<b>15.18</b>	<b>0.00</b>	<b>0.00</b>	<b>0.00</b>	<b>0.00</b>	<b>0.00</b>	<b>0.00</b>	<b>0.00</b>	<b>0.00</b>	<b>0.00</b>	<b>15.18</b>	<b>0.00</b>	<b>15.18</b>	<b>Sub-Totals Special Revenue .. Grants</b>
<b>CERTIFICATES OF OBLIGATION BONDS and GENERAL OBLIGATION BONDS ... Project Operating Accounts</b>														
F61 GOB Series 2013 ... Jail Project	290,749.68	1,518.67	104,066.86			104,066.86					188,201.49		188,201.49	F61 GOB Series 2013 ... Jail Project
<b>Sub-Totals COB ... GOB Operating</b>	<b>290,749.68</b>	<b>1,518.67</b>	<b>104,066.86</b>	<b>0.00</b>	<b>0.00</b>	<b>104,066.86</b>	<b>0.00</b>	<b>0.00</b>	<b>0.00</b>	<b>0.00</b>	<b>188,201.49</b>	<b>0.00</b>	<b>188,201.49</b>	<b>Sub-Totals COB ... GOB Operating</b>
<b>CERTIFICATES OF OBLIGATION BONDS and GENERAL OBLIGATION BONDS ... Interest &amp; Sinking Accounts</b>														
F62 GOB Series 2013 ... Interest & Sinking	50,995.65	999,836.59		797,125.00		797,125.00					253,707.24		253,707.24	F62 GOB Series 2013 ... Interest & Sinking
F53 COB Series 2001 / GOB Refunding Series 2013 ... Interest & Sinking	23,888.57	175,676.74		171,120.00		171,120.00					28,445.31		28,445.31	F53 COB Series 2001 / GOB Refunding Series 2013 ... Interest & Sinking
<b>Sub-Totals COB ... GOB I&amp;S</b>	<b>74,884.22</b>	<b>1,175,513.33</b>	<b>0.00</b>	<b>968,245.00</b>	<b>0.00</b>	<b>968,245.00</b>	<b>0.00</b>	<b>0.00</b>	<b>0.00</b>	<b>0.00</b>	<b>282,152.55</b>	<b>0.00</b>	<b>282,152.55</b>	<b>Sub-Totals COB ... GOB I&amp;S</b>
<b>CAPITAL PROJECT ... Project Operating Account</b>														
F70 Capital Improvements / Maintenance	0.00	6,675.11	5,787.17		8,229.34	14,016.51	2,800,000.00				2,792,658.60		2,792,658.60	F70 Capital Improvements / Maintenance
<b>Sub-Totals CAPITAL PROJECTS</b>	<b>0.00</b>	<b>6,675.11</b>	<b>5,787.17</b>	<b>0.00</b>	<b>8,229.34</b>	<b>14,016.51</b>	<b>2,800,000.00</b>	<b>0.00</b>	<b>0.00</b>	<b>0.00</b>	<b>2,792,658.60</b>	<b>0.00</b>	<b>2,792,658.60</b>	<b>Sub-Totals CAPITAL PROJECTS</b>



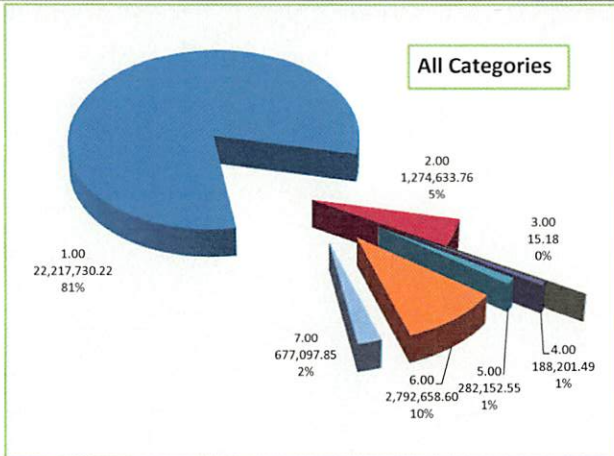
**GILLESPIE COUNTY, TEXAS**  
**STATEMENT OF**  
**Receipts, Disbursements, Electronic Funds Transfers, Payroll, Interfund Allocations, Adjustments, and Time Investments**  
**of County Funds Managed by County Treasurer**

**Fiscal Year to Date as of Period Ended March 31, 2018**

For Current Account Period	Cash Balance as of 09.30.2017	Receipts	Disbursements	Electronic Fund Transfers	Payroll	Total Disbursements	Interfund Allocations In	Interfund Allocations Out	FY2018 Adjustments	FY2017 YE Adjustments	Cash Balances as of 03.31.2018	Time Investments	Adjusted Cash Balance as of 03.31.2018	For Current Account Period
----------------------------	-------------------------------	----------	---------------	---------------------------	---------	---------------------	--------------------------	---------------------------	--------------------	-----------------------	--------------------------------	------------------	--	----------------------------

TRUST and AGENCY														
F22 Criminal Justice	68,042.58	124,617.98	799.28	164,612.32		165,411.60					27,248.96		27,248.96	F22 Criminal Justice
F27 Waste Water	970.00	1,190.00	1,420.00			1,420.00					740.00		740.00	F27 Waste Water
F80 County Attorney Hot Check	11,062.68	13,906.52	12,047.91			12,047.91					12,921.29		12,921.29	F80 County Attorney Hot Check
F89 McDermott (PML)	111,393.96	739.83				0.00					112,133.79		112,133.79	F89 McDermott (PML)
F92 Breiten (PML)	193,950.78	1,259.70	6,832.33			6,832.33					188,378.15		188,378.15	F92 Breiten (PML)
F85 Justice Of Peace 1	33,951.11	41,239.77	12,121.37			12,121.37					63,069.51		63,069.51	F85 Justice Of Peace 1
F86 Justice Of Peace 2	17,004.83	18,596.58	2,027.29			2,027.29					33,574.12		33,574.12	F86 Justice Of Peace 2
F83 Appellate Judicial	1,594.08	867.49	1,874.12			1,874.12					587.45		587.45	F83 Appellate Judicial
F84 Alternative Dispute Resolution	1,935.00	2,424.14	4,079.14			4,079.14					280.00		280.00	F84 Alternative Dispute Resolution
F90 Unclaimed Monies	57,075.87		252.08			252.08					56,823.79		56,823.79	F90 Unclaimed Monies
F94 County Clerk Operating	56,542.95	46,123.56	2,097.79			2,097.79					100,568.72		100,568.72	F94 County Clerk Operating
F95 District Clerk Operating	44,260.74	43,588.33	7,077.00			7,077.00					80,772.07		80,772.07	F95 District Clerk Operating
<b>Sub-Totals Trust and Agency</b>	<b>597,784.58</b>	<b>294,553.90</b>	<b>50,628.31</b>	<b>164,612.32</b>	<b>0.00</b>	<b>215,240.63</b>	<b>0.00</b>	<b>0.00</b>	<b>0.00</b>	<b>0.00</b>	<b>677,097.85</b>	<b>0.00</b>	<b>677,097.85</b>	<b>Sub-Totals Trust and Agency</b>

TOTALS ALL FUNDS	19,885,032.41	19,799,186.63	6,752,276.36	2,851,113.72	2,648,339.31	12,251,729.39	2,900,000.00	2,900,000.00	0.00	0.00	27,432,489.65	4,600,000.00	22,832,489.65	TOTALS ALL FUNDS
------------------	---------------	---------------	--------------	--------------	--------------	---------------	--------------	--------------	------	------	---------------	--------------	---------------	------------------



Cash Balances by Category	
As of March 31, 2018	
22,217,730.22	Maintenance & Operating
1,274,633.76	Special Revenue
15.18	Special Revenue ... Grants
188,201.49	Certificates of Obligation Bonds & General Obligation Bonds ... Project Operating
282,152.55	Certificates of Obligation Bonds & General Obligation Bonds ... Interest & Sinking
2,792,658.60	Capital Project Funds
677,097.85	Trust and Agency
<b>\$ 27,432,489.65</b>	



**FY2017-2018**  
**GILLESPIE COUNTY, TEXAS**  
**STATEMENT OF**  
**Fund Cash/ Investment Balances of All County Funds Managed By County Treasurer**

FUND DESCRIPTION ACTIVE FUNDS		FY2018	FY2017	FY2016	FY2015	FY2014	FY2013	FY2012	FY2011	FY2010	FY2009	FY2008	FY2007	FY2006	FY2005	
		As of 03.31.2018							As Of Fiscal Year Ending Date							
<b>GENERAL and ROAD &amp; BRIDGE Maintenance &amp; Operating</b>																
<b>F10</b>	<b>General Fund</b>															
	All Departments	18,213,822.80	14,923,536.00	12,334,694.04	10,425,972.66	9,427,791.73	7,929,967.87	6,382,410.44	7,099,577.50	8,058,141.42	9,262,263.41	8,857,295.99	7,871,493.01	6,391,051.39	4,764,571.70	
<b>Road &amp; Bridge</b>																
F15	County Wide	3,564,763.99	883,328.50	348,372.04	341,842.65	378,620.01	285,411.34	269,007.62	247,933.84	231,323.63	415,645.89	590,087.10	266,135.87	214,879.76	325,631.63	
F16	Precinct No 1	69,459.72	297,118.95	299,702.39	268,572.55	241,992.22	241,285.37	245,176.66	314,264.01	419,950.01	310,192.73	159,578.97	288,106.85	214,159.86	146,948.45	
F17	Precinct No 2	110,576.79	306,581.79	306,892.17	267,713.97	250,708.69	263,049.77	258,790.65	290,025.28	437,336.83	225,655.61	238,217.17	214,371.88	129,291.12	143,620.74	
F18	Precinct No 3	115,793.99	307,349.83	298,810.08	268,676.90	143,588.42	266,091.82	255,513.57	302,798.14	356,974.50	189,553.20	94,153.92	261,697.98	131,482.78	89,710.29	
F19	Precinct No 4	143,312.93	304,542.39	298,831.13	269,015.94	228,968.64	296,509.28	242,510.97	296,473.77	334,265.94	297,466.40	205,119.63	294,441.60	144,424.27	87,076.99	
	Road & Bridge Sub-Totals	4,003,907.42	2,098,921.46	1,552,607.81	1,415,822.01	1,243,877.98	1,352,347.58	1,270,999.47	1,451,495.04	1,779,850.91	1,438,513.83	1,287,156.79	1,324,754.18	834,237.79	792,988.10	
<b>Sub-Totals</b>																
<b>General and Road &amp; Bridge Maintenance &amp; Operating</b>		<b>22,217,730.22</b>	<b>17,022,457.46</b>	<b>13,887,301.85</b>	<b>11,841,794.67</b>	<b>10,671,669.71</b>	<b>9,282,315.45</b>	<b>7,653,409.91</b>	<b>8,551,072.54</b>	<b>9,837,992.33</b>	<b>10,700,777.24</b>	<b>10,144,452.78</b>	<b>9,196,247.19</b>	<b>7,225,289.18</b>	<b>5,557,559.80</b>	

**FY2017-2018**  
**GILLESPIE COUNTY, TEXAS**  
**STATEMENT OF**  
**Fund Cash/ Investment Balances of All County Funds Managed By County Treasurer**

FUND DESCRIPTION ACTIVE FUNDS		FY2018	FY2017	FY2016	FY2015	FY2014	FY2013	FY2012	FY2011	FY2010	FY2009	FY2008	FY2007	FY2006	FY2005
		As of 03.31.2018													
		As Of Fiscal Year Ending Date													
<b>SPECIAL REVENUE</b>															
F20	Law Library	2,517.35	4,240.37	2,467.24	7,760.46	13,480.79	22,378.86	28,338.91	39,192.23	43,400.98	41,852.55	42,419.59	40,079.68	36,066.66	31,284.42
F21	Lateral Road Precinct Depts											31,328.62	18,897.94	0.00	12,377.05
	Precinct No 1	6,658.22	0.00	13,291.39	6,633.18	0.00	0.00	0.00	0.00	0.00	0.00				
	Precinct No 2	6,683.26	25.04	25.04	0.00	0.00	0.00	0.00	0.00	0.00	0.00				
	Precinct No 3	6,658.21	0.00	6,658.22	0.00	0.00	0.00	0.00	0.00	0.00	0.00				
	Precinct No 4	6,658.22	0.00	0.00	0.00	0.00	0.00	0.00	0.00	0.00	0.00				
F24	Probate Fund														
	Training	4,849.15	4,720.77	4,299.77	4,572.06	4,124.42	4,478.28	3,863.76	4,145.00	3,616.94	3,996.51	3,568.10	3,645.71	3,765.83	3,195.83
	Guardianship Program	33,246.98	31,868.70	28,228.70	25,200.92	22,216.48	19,143.76	15,277.64	12,092.87	8,595.01	5,109.40	2,328.98			
F25	Court Reporter Service	709.34	0.00	3,248.11	467.33	236.68	2,457.15	772.43	531.72	3,586.72	3,925.99	4,749.95	4,047.90	5,121.28	5,477.58
F28	County Records Mgt	31,822.14	45,077.07	69,004.06	91,506.18	83,503.81	75,768.96	68,085.54	60,798.05	85,746.02	83,499.27	78,601.53	67,393.03	58,717.22	51,017.76
F29	County Clerk Rcds Mgt	142,946.44	156,542.49	117,867.78	103,515.09	86,517.49	60,025.77	49,201.97	50,654.52	68,198.97	73,472.48	70,443.27	82,242.00	72,150.57	72,669.38
F30	Sheriff Forfeiture	24,101.42	46,716.11	41,956.71	37,627.93	15,712.92	15,899.44	11,441.71	7,858.55	9,611.45	9,686.21	7,929.49	7,672.56	7,249.58	5,649.05
F93	Sheriff Abandoned Vehicle	1,224.28	1,216.20	1,206.15	1,201.61	1,199.37	1,197.57	1,195.50	1,193.43	1,191.12	1,188.59				
F31	Justice Court Bldg Security	4,675.91	9,531.27	31,719.70	29,522.59	27,149.25	24,171.38	21,074.90	18,274.01	14,515.70	10,916.77	7,584.19	4,002.12	1,179.63	
F32	Courthouse Security	42,325.89	35,318.46	17,774.07	2,097.39	12,630.03	44,053.70	71,743.76	102,026.09	130,994.24	144,526.10	135,480.79	121,098.83	107,026.56	97,568.68
F34	Distist Clerk Records Mgmt	11,133.82	10,483.00	8,791.19	7,114.22	5,630.28	5,335.50	3,698.05	5,990.38	4,439.59	2,786.99	1,052.78	1,379.12	3,360.24	2,440.00
F35	County & District Courts Technqlog	25,813.20	24,373.70	20,360.61	16,756.67	13,523.64	11,667.87	8,337.60	5,132.39	1,816.93					
F36	Occupacy Tax	584,611.16	682,484.17	608,412.96	538,177.10	447,100.78	390,614.91	338,673.95	308,813.75	320,237.64	317,065.36	247,888.90	119,121.10	0.00	
F37	Pretrial Intervention	140,525.71	136,525.71	127,525.71	123,025.71	123,025.71	122,525.71	114,790.71	66,662.71	28,926.64	13,800.00	7,300.00			
F51	Justice Court Technology	134,169.87	130,407.55	121,167.37	112,119.89	102,554.58	90,599.26	78,070.58	74,024.21	58,891.29	45,290.75	33,688.80	21,166.16	9,714.42	4,805.84
F72	Airport Operating	36,422.31	557,393.28	952,258.99	1,037,772.61	598,769.47	573,788.08	89,165.48	23,728.30	11,341.82	73,880.94	31,324.65	16,738.96	39,251.50	24,529.76
F78	LEOSE-Sheriff	7,534.03	4,176.82	5,436.41	4,028.28	2,058.58	0.00	1,126.08	4,026.08	2,976.21	7,014.12	5,446.60	4,467.33	3,818.12	2,074.71
F79	LEOSE-Constable 1	10,063.72	9,385.42	8,702.83	8,038.15	7,379.00	6,728.73	6,728.73	6,748.73	6,086.06	5,498.36	4,837.67	4,167.79	3,560.06	2,890.67
F82	LEOSE-Constable 2	7,951.64	7,331.75	6,649.16	5,984.48	6,105.88	5,455.61	5,455.61	5,455.61	5,537.84	5,421.92	4,761.23	4,091.35	3,785.87	3,116.48
F81	Tax Assessor M V I	106.75	106.75	106.75	106.75	106.75	106.75	106.75	95.92	73.66	73.66	0.00	2,290.79	2,178.41	1,833.73
F40	Sheriff Equitable Sharing	1,224.74	1,216.66	1,206.61	1,202.07	1,200.17									
<b>Sub-Totals Special Revenue</b>		<b>1,274,633.76</b>	<b>1,899,141.29</b>	<b>2,198,365.53</b>	<b>2,164,430.67</b>	<b>1,574,226.08</b>	<b>1,476,397.29</b>	<b>917,149.66</b>	<b>797,444.55</b>	<b>809,784.83</b>	<b>849,005.97</b>	<b>720,735.14</b>	<b>522,502.37</b>	<b>356,945.95</b>	<b>320,930.94</b>



**FY2017-2018**  
**GILLESPIE COUNTY, TEXAS**  
**STATEMENT OF**  
**Fund Cash/ Investment Balances of All County Funds Managed By County Treasurer**

FUND DESCRIPTION ACTIVE FUNDS	FY2018	FY2017	FY2016	FY2015	FY2014	FY2013	FY2012	FY2011	FY2010	FY2009	FY2008	FY2007	FY2006	FY2005
----------------------------------	--------	--------	--------	--------	--------	--------	--------	--------	--------	--------	--------	--------	--------	--------

As of 03.31.2018

As Of Fiscal Year Ending Date

SPECIAL REVENUE ... GRANTS															
F11	Grants ... General - Energy Efficien	0.00	0.00	0.00	0.00	0.00	0.00	38.98							
F11	Grants ... Law Enforcement, Emergency Services P25 Compliant Radio	0.00	0.00	0.00	0.00	75,248.14	(78,346.14)	0.00							
F54	PML...Loan Star Grant	0.00	0.00	258.39	258.39	258.39	258.39	258.39	254.04	345.29	522.91	293.50	65.12	28.36	
F54	PML...PAC-HUG Grant	0.00	0.00	211.40	211.40	211.40	211.40	211.40	211.40	211.06	209.40	6,634.72	6,307.45		
F71	Airport Capital Project Grant	15.18	15.18	15.18	15.18	15.18	11,795.25								
	<b>Sub-Totals</b>														
	<b>Special Revenue ... Grants</b>	<b>15.18</b>	<b>15.18</b>	<b>484.97</b>	<b>484.97</b>	<b>75,733.11</b>	<b>(66,081.10)</b>	<b>469.79</b>	<b>508.77</b>	<b>465.44</b>	<b>556.35</b>	<b>732.31</b>	<b>6,928.22</b>	<b>6,372.57</b>	<b>28.36</b>

CERTIFICATES OF OBLIGATION BONDS and GENERAL OBLIGATION BONDS Operating Accounts														
F61	GOB Series 2013 ... Jail Project	188,201.49	290,749.68	290,019.50	491,873.19	5,249,856.00	13,952,401.46							
	<b>Sub-Totals</b>													
	<b>COB ... GOB Operating</b>	<b>188,201.49</b>	<b>290,749.68</b>	<b>290,019.50</b>	<b>491,873.19</b>	<b>5,249,856.00</b>	<b>13,952,401.46</b>	<b>0.00</b>	<b>0.00</b>	<b>0.00</b>	<b>0.00</b>	<b>0.00</b>	<b>0.00</b>	<b>0.00</b>

CERTIFICATES OF OBLIGATION BONDS and GENERAL OBLIGATION BONDS Interest & Sinking Accounts															
F62	GOB Series 2013 ... Interest & Sinking	253,707.24	50,995.65	367,170.78	176,091.44	186,733.10	33,431.94								
F53	COB Series 2001 / GOB Refunding Series 2013 ... Interest & Sinking	28,445.31	23,888.57	60,224.16	22,393.57	30,914.07	37,851.74	30,199.42	28,061.84	2,624.28	8,069.04	82,110.37	95,558.09	31,073.48	
	<b>Sub-Totals</b>														
	<b>COB ... GOB I&amp;S</b>	<b>282,152.55</b>	<b>74,884.22</b>	<b>427,394.94</b>	<b>198,485.01</b>	<b>217,647.17</b>	<b>71,283.68</b>	<b>30,199.42</b>	<b>28,061.84</b>	<b>2,624.28</b>	<b>8,069.04</b>	<b>82,110.37</b>	<b>95,558.09</b>	<b>31,073.48</b>	<b>23,260.33</b>

CAPITAL PROJECT Project Operating Account														
F70	Capital Improvements / Maintenance	2,792,658.60												
	<b>Sub-Totals</b>													
	<b>Capital Project Operating</b>	<b>2,792,658.60</b>												



**FY2017-2018  
GILLESPIE COUNTY, TEXAS  
STATEMENT OF  
Fund Cash/ Investment Balances of All County Funds Managed By County Treasurer**

FUND DESCRIPTION ACTIVE FUNDS		FY2018	FY2017	FY2016	FY2015	FY2014	FY2013	FY2012	FY2011	FY2010	FY2009	FY2008	FY2007	FY2006	FY2005
		<b>As of 03.31.2018</b>				<b>As Of Fiscal Year Ending Date</b>									
<b>TRUST and AGENCY</b>															
F22	Criminal Justice	27,248.96	68,042.58	54,932.91	54,332.95	56,439.35	62,059.07	51,843.04	61,241.11	72,063.98	65,435.27	86,647.15	71,204.17	56,514.01	47,492.20
F27	Waste Water	740.00	970.00	730.00	650.00	610.00	500.00	660.00	450.00	630.00	590.00	910.00	300.00	2,500.00	1,090.00
F80	County Attorney Hot Check	12,921.29	11,062.68	7,577.51	11,784.05	11,142.69	17,676.23	21,388.16	14,191.24	6,555.71	23,288.36	13,177.74	8,791.79	9,641.14	9,240.53
F89	McDermott (PML)	112,133.79	111,393.96	110,471.53	138,721.86	144,339.67	145,002.86	144,748.09	155,460.28	157,606.59	157,267.26	155,991.94	150,937.08	143,185.65	138,423.71
F92	Breiten (PML)	188,378.15	193,950.78	201,971.34	207,231.35	213,777.98	232,518.32	242,104.78	263,175.02	295,903.52	295,266.14	292,871.78	283,381.35	374,330.42	416,034.73
F85	Justice Peace No 1	63,069.51	33,951.11	35,430.40	39,391.40	36,196.17	38,870.87	32,802.78	31,544.44	42,704.30	27,861.46	32,606.50	31,714.74	31,364.72	20,388.07
F86	Justice Peace No 2	33,574.12	17,004.83	15,777.64	16,066.07	25,655.83	23,579.31	23,495.92	25,400.31	30,650.37	26,998.27	29,161.96	34,657.77	22,634.54	22,782.46
F83	Appellate Judicial	587.45	1,594.08	1,156.16	777.34	703.81	1,315.45	1,354.03	1,180.92	1,181.94	1,075.75	1,547.53	1,154.53	1,161.47	819.50
F84	Alternative Dispute	280.00	1,935.00	1,857.31	2,195.50	720.00	1,796.86	1,493.98	2,087.71	1,840.22	1,664.85	1,697.66	2,052.55	2,024.68	6,530.00
F90	Unclaimed Monies	56,823.79	57,075.87	57,058.39	54,211.45	55,949.27	50,746.77	48,698.94	47,544.20	47,757.66	46,394.14	43,344.41	36,840.41	5,213.28	4,961.20
F94	County Clerk Operating	100,568.72	56,542.95	54,774.79	42,645.44	43,947.02	33,039.61	38,409.66	32,375.08	41,376.98					
F95	District Clerk Operating	80,772.07	44,260.74	48,925.35	71,669.36	86,979.66	41,113.16	41,651.53	48,532.38	47,975.16					
	<b>Sub-Totals Trust &amp; Agency</b>	<b>677,097.85</b>	<b>597,784.58</b>	<b>590,663.33</b>	<b>639,676.77</b>	<b>676,461.45</b>	<b>648,218.51</b>	<b>648,650.91</b>	<b>683,182.69</b>	<b>746,246.43</b>	<b>645,841.50</b>	<b>657,956.67</b>	<b>621,034.39</b>	<b>648,569.91</b>	<b>667,762.40</b>
<b>TOTALS ALL ACTIVE FUNDS</b>		<b>27,432,489.65</b>	<b>19,885,032.41</b>	<b>17,394,230.12</b>	<b>15,336,745.28</b>	<b>18,465,593.52</b>	<b>25,364,535.29</b>	<b>9,249,879.69</b>	<b>10,060,270.39</b>	<b>11,397,113.31</b>	<b>12,204,250.10</b>	<b>11,605,987.27</b>	<b>10,442,270.26</b>	<b>8,268,251.09</b>	<b>6,569,541.83</b>
		<b>FY2018 As of 03.31.2018</b>				<b>FY2017 As Of Fiscal Year Ending Date</b>									

**FY2017-2018  
GILLESPIE COUNTY, TEXAS  
STATEMENT OF  
Fund Cash/ Investment Balances of All County Funds Managed By County Treasurer**

FUND DESCRIPTION INACTIVE FUNDS	FY2018	FY2017	FY2016	FY2015	FY2014	FY2013	FY2012	FY2011	FY2010	FY2009	FY2008	FY2007	FY2006	FY2005
------------------------------------	--------	--------	--------	--------	--------	--------	--------	--------	--------	--------	--------	--------	--------	--------

As of 03.31.2018

As Of Fiscal Year Ending Date

INACTIVE FUNDS																
F99	Light Up The Block				0.00	3.48	3.48	3.48	3.48	3.48	73.05	90.54	47.76	0.00	0.00	
F87	Flora Eckert							0.00	0.00	2,633.35	4,511.42	6,484.28	6,274.17	5,951.99	5,682.06	
F49	Homeland Security (2)							0.00	0.00	0.00	0.00	0.00	0.00	0.00	0.00	
F50	Homeland Security							0.00	0.00	0.00	0.00	0.00	100.00	0.00	0.00	
F88	Krikorian							0.00	0.00	28,000.00	26,700.71	25,835.51	25,117.93	24,942.10	0.00	
F38	Intoxication/Drug Court							0.00	0.00	0.00	869.40					
F33	Graffiti Eradication							0.00	0.00	0.00	0.00	0.00	0.00	0.00	0.00	
F52	COB Series 2001							0.00	0.00	0.00	0.00	0.00	0.00	0.00	0.00	
F--	County Court Records Archive...									0.00	0.00	0.00	0.00	0.00	0.00	
F55	TIF Grant															
F56	1997 TCHCA-Fbg															
F74	Airport Economic															
F60	Post Office Certificates															
F26	Historical Commission															
F57	Harper-1996TCDP															
F58	Stonewall Grant #2															
F59	Stonewall Grant #1															
F91	DWI Educational															
F73	Airport Master															
F14	Internal Inventory															
<b>TOTALS ALL INACTIVE FUNDS</b>		<b>0.00</b>	<b>0.00</b>	<b>0.00</b>	<b>0.00</b>	<b>0.00</b>	<b>0.00</b>	<b>0.00</b>	<b>0.00</b>	<b>0.00</b>	<b>2,633.35</b>	<b>32,511.42</b>	<b>34,054.39</b>	<b>32,109.68</b>	<b>31,169.92</b>	<b>30,624.16</b>

<b>TOTALS ALL FUNDS</b>	<b>27,432,489.65</b>	<b>19,885,032.41</b>	<b>17,394,230.12</b>	<b>15,336,745.28</b>	<b>18,465,593.52</b>	<b>25,364,535.29</b>	<b>9,249,879.69</b>	<b>10,060,270.39</b>	<b>11,399,746.66</b>	<b>12,236,761.52</b>	<b>11,640,041.66</b>	<b>10,474,379.94</b>	<b>8,299,421.01</b>	<b>6,600,165.99</b>
	FY2018	FY2017	FY2016	FY2015	FY2014	FY2013	FY2012	FY2011	FY2010	FY2009	FY2008	FY2007	FY2006	FY2005
	As of 03.31.2018							As Of Fiscal Year Ending Date						



GILLESPIE COUNTY, TEXAS  
STATEMENT OF  
Maintenance & Operating Accounts

	FY2018 as of 03.31.2018	FY2017	FY2016	FY2015	FY2014	FY2013	FY2012	FY2011	FY2010	FY2009	FY2008	FY2007	FY2006	FY2005	FY2004
	As Of Fiscal Year Ending Date														
<b>GENERAL and ROAD &amp; BRIDGE Maintenance &amp; Operating</b>	<b>Revenues Inclusive Interfund Allocations</b>														
<b>General M&amp;O</b>															
F10 General Fund	14,340,586.40	17,407,529.76	15,277,118.38	14,328,862.53	12,755,375.08	12,660,309.58	10,657,906.95	10,270,640.00	10,012,774.28	10,028,550.21	9,924,012.18	9,490,558.36	8,835,351.86	7,552,137.53	6,654,818.95
General Fund Over/(Under) Prior Period	(3,066,943.36)	2,130,411.38	948,255.85	1,573,487.45	95,065.50	2,002,402.63	387,266.95	257,865.72	(15,775.93)	104,538.03	433,453.82	655,206.50	1,283,214.33	857,318.58	
General Fund Cumulative Change for Periods Shown	6,788,448.87	10,712,710.81	8,582,299.43	7,634,043.58	6,060,556.13	5,965,490.63	3,963,088.00	3,575,821.05	3,317,955.33	3,333,731.26	3,229,193.23	2,795,739.41	2,140,532.91	857,318.58	
<b>Road &amp; Bridge M&amp;O</b>															
F15 County Wide	2,929,258.96	3,410,602.12	2,689,183.71	2,505,423.71	2,340,392.13	2,406,186.26	2,332,689.79	2,238,480.99	2,655,743.60	2,455,013.90	2,407,977.22	1,729,457.34	1,503,999.95	1,460,739.18	1,803,469.90
F16 Precinct No 1	118,624.69	736,562.93	672,953.29	553,250.36	562,311.15	535,823.96	495,287.80	435,659.70	744,672.18	777,666.49	466,454.42	389,503.85	464,726.41	353,441.58	363,007.70
F17 Precinct No 2	194,011.51	646,573.28	559,516.98	501,916.42	470,090.32	458,483.76	393,971.07	360,599.55	696,129.62	488,100.77	437,920.95	414,722.93	340,778.11	382,243.78	249,193.16
F18 Precinct No 3	118,198.70	657,870.65	573,953.02	835,249.40	653,606.04	774,237.93	893,200.46	815,249.25	827,083.23	773,976.99	580,570.58	415,908.20	451,128.21	381,907.46	446,687.99
F19 Precinct No 4	<u>115,403.50</u>	<u>571,413.50</u>	<u>586,899.98</u>	<u>518,659.61</u>	<u>444,169.11</u>	<u>503,497.57</u>	<u>395,510.13</u>	<u>490,546.26</u>	<u>554,193.35</u>	<u>568,733.58</u>	<u>486,036.38</u>	<u>388,009.34</u>	<u>303,825.82</u>	<u>350,971.44</u>	<u>248,722.06</u>
Sub-Total R&B	3,475,497.36	6,023,022.48	5,082,506.98	4,914,499.50	4,470,568.75	4,678,229.48	4,510,659.25	4,340,535.75	5,477,821.98	5,053,491.73	4,378,959.55	3,337,601.66	3,064,458.50	2,929,303.44	3,111,080.81
Road & Bridge Over/(Under) Prior Period	(2,547,525.12)	940,515.50	168,007.48	443,930.75	(207,660.73)	167,570.23	170,123.50	(1,137,286.23)	424,330.25	674,532.18	1,041,357.89	273,143.16	135,155.06	(181,777.37)	
Road & Bridge Cumulative Change for Periods Shown	546,193.92	2,911,941.67	1,971,426.17	1,803,418.69	1,359,487.94	1,567,148.67	1,399,578.44	1,229,454.94	2,366,741.17	1,942,410.92	1,267,878.74	226,520.85	(46,622.31)	(181,777.37)	
<b>Overall Totals General / Road &amp; Bridge M&amp;O</b>	17,816,083.76	23,430,552.24	20,359,625.36	19,243,362.03	17,225,943.83	17,338,539.06	15,168,566.20	14,611,175.75	15,490,596.26	15,082,041.94	14,302,971.73	12,828,160.02	11,899,810.36	10,481,440.97	9,805,899.76
Overall Over/(Under) Prior Period	(5,614,468.48)	3,070,926.88	1,116,263.33	2,017,418.20	(112,595.23)	2,169,972.86	557,390.45	(879,420.51)	408,554.32	779,070.21	1,474,811.71	928,349.66	1,418,369.39	675,541.21	
Overall Cumulative Change for Periods Shown	7,334,642.79	13,624,652.48	10,553,725.60	9,437,462.27	7,420,044.07	7,532,639.30	5,362,666.44	4,805,275.99	5,684,696.50	5,276,142.18	4,497,071.97	3,022,260.26	2,093,910.60	675,541.21	



GILLESPIE COUNTY, TEXAS  
STATEMENT OF  
Maintenance & Operating Accounts

	FY2018 as of 03.31.2018	FY2017	FY2016	FY2015	FY2014	FY2013	FY2012	FY2011	FY2010	FY2009	FY2008	FY2007	FY2006	FY2005	FY2004
	As Of Fiscal Year Ending Date														
GENERAL and ROAD & BRIDGE Maintenance & Operating	Includes FY2014 year end adjustment of \$75,248.14 from F11 Grants, Law Enforcement					Expenditures Inclusive Interfund Allocations and Adjustments									
<b>General M&amp;O</b>															
F10 General Fund	11,050,299.60	14,818,687.80	13,368,397.00	13,330,681.60	11,257,551.22	11,112,752.15	11,375,074.01	11,229,203.92	11,216,896.27	9,623,582.79	8,938,209.20	8,010,116.74	7,208,872.17	7,187,414.03	6,314,580.06
General Fund Over/(Under) Prior Period	(3,768,388.20)	1,450,290.80	37,715.40	2,073,130.38	144,799.07	(262,321.86)	145,870.09	12,307.65	1,593,313.48	685,373.59	928,092.46	801,244.57	21,458.14	872,833.97	
General Fund Cumulative Change for Periods Shown	3,862,885.57	6,504,107.74	7,053,816.94	7,016,101.54	4,942,971.16	4,798,172.09	5,060,493.95	4,914,623.86	4,902,316.21	3,309,002.73	2,623,629.14	1,695,536.68	894,292.11	872,833.97	
<b>Road &amp; Bridge M&amp;O</b>															
F15 County Wide	247,823.47	2,875,645.66	2,682,654.32	2,542,201.07	2,247,183.46	2,389,782.54	2,311,616.01	2,221,870.78	2,840,065.86	2,629,455.11	2,084,025.99	1,678,201.23	1,614,751.82	1,644,613.21	1,436,802.68
F16 Precinct No 1	346,283.92	739,146.37	641,823.45	526,670.03	561,604.30	539,715.25	564,375.15	541,345.70	634,914.90	627,052.73	594,982.30	315,566.86	397,515.00	365,672.92	340,012.45
F17 Precinct No 2	390,016.51	646,883.66	520,338.78	484,911.14	482,431.40	454,224.64	425,205.70	507,911.10	484,448.40	500,662.33	414,075.66	329,642.17	355,107.73	325,596.47	313,286.90
F18 Precinct No 3	309,754.54	649,330.90	543,819.84	710,160.92	776,109.44	763,659.68	940,485.03	869,425.61	659,661.93	678,577.71	748,114.64	285,693.00	409,355.72	362,931.51	504,242.39
F19 Precinct No 4	<u>276,632.96</u>	<u>565,702.24</u>	<u>557,084.79</u>	<u>478,612.31</u>	<u>511,709.75</u>	<u>449,499.26</u>	<u>449,472.93</u>	<u>528,338.43</u>	<u>517,393.81</u>	<u>466,386.81</u>	<u>575,368.35</u>	<u>237,992.01</u>	<u>246,478.54</u>	<u>297,748.19</u>	<u>298,140.85</u>
Sub-Total R&B	1,570,511.40	5,476,708.83	4,945,721.18	4,742,555.47	4,579,038.35	4,596,881.37	4,691,154.82	4,668,891.62	5,136,484.90	4,902,134.69	4,416,566.94	2,847,085.27	3,023,208.81	2,996,562.30	2,892,485.27
Road & Bridge Over/(Under) Prior Period	(3,906,197.43)	530,987.65	203,165.71	163,517.12	(17,843.02)	(94,273.45)	22,263.20	(467,593.28)	234,350.21	485,577.75	1,569,471.67	(176,123.54)	26,646.51	104,077.03	
Road & Bridge Cumulative Change for Periods Shown	(1,426,050.90)	2,584,223.56	2,053,235.91	1,850,070.20	1,686,553.08	1,704,396.10	1,798,669.55	1,776,406.35	2,243,999.63	2,009,649.42	1,524,071.67	(45,400.00)	130,723.54	104,077.03	
<b>Overall Totals General / Road &amp; Bridge M&amp;O</b>	12,620,811.00	20,295,396.63	18,314,118.18	18,073,237.07	15,836,589.57	15,709,633.52	16,066,228.83	15,898,095.54	16,353,381.17	14,525,717.48	13,354,766.14	10,857,202.01	10,232,080.98	10,183,976.33	9,207,065.33
Overall Over/(Under) Prior Period	(7,674,585.63)	1,981,278.45	240,881.11	2,236,647.50	126,956.05	(356,595.31)	168,133.29	(455,285.63)	1,827,663.69	1,170,951.34	2,497,564.13	625,121.03	48,104.65	976,911.00	
Overall Cumulative Change for Periods Shown	2,436,834.67	11,088,331.30	9,107,052.85	8,866,171.74	6,629,524.24	6,502,568.19	6,859,163.50	6,691,030.21	7,146,315.84	5,318,652.15	4,147,700.81	1,650,136.68	1,025,015.65	976,911.00	

GILLESPIE COUNTY, TEXAS  
STATEMENT OF  
Maintenance & Operating Accounts

	FY2018 as of 03.31.2018	FY2017	FY2016	FY2015	FY2014	FY2013	FY2012	FY2011	FY2010	FY2009	FY2008	FY2007	FY2006	FY2005	FY2004
	As Of Fiscal Year Ending Date														
<b>GENERAL and ROAD &amp; BRIDGE Maintenance &amp; Operating</b>	<b>Net Change for Periods Shown Revenues Less Expenditures Inclusive Interfund Allocations and Adjustments</b>														
<b>General M&amp;O</b>															
F10 General Fund	3,290,286.80	2,588,841.96	1,908,721.38	998,180.93	1,497,823.86	1,547,557.43	(717,167.06)	(958,563.92)	(1,204,121.99)	404,967.42	985,802.98	1,480,441.62	1,626,479.69	364,723.50	380,238.89
General Fund Over/(Under) Prior Period	701,444.84	680,120.58	910,540.45	(499,642.93)	(49,733.57)	2,264,724.49	241,396.86	245,558.07	(1,609,089.41)	(580,835.56)	(494,638.64)	(146,038.07)	1,261,756.19	(15,515.39)	
General Fund Cumulative Change for Periods Shown	2,925,563.30	2,208,603.07	1,528,482.49	617,942.04	1,117,584.97	1,167,318.54	(1,097,405.95)	(1,338,802.81)	(1,584,360.88)	24,728.53	605,564.09	1,100,202.73	1,246,240.80	(15,515.39)	
<b>Road &amp; Bridge M&amp;O</b>															
F15 County Wide	2,681,435.49	534,956.46	6,529.39	(36,777.36)	93,208.67	16,403.72	21,073.78	16,610.21	(184,322.26)	(174,441.21)	323,951.23	51,256.11	(110,751.87)	(183,874.03)	366,667.22
F16 Precinct No 1	(227,659.23)	(2,583.44)	31,129.84	26,580.33	706.85	(3,891.29)	(69,087.35)	(105,686.00)	109,757.28	150,613.76	(128,527.88)	73,946.99	67,211.41	(12,231.34)	22,995.25
F17 Precinct No 2	(196,005.00)	(310.38)	39,178.20	17,005.28	(12,341.08)	4,259.12	(31,234.63)	(147,311.55)	211,681.22	(12,561.56)	23,845.29	85,080.76	(14,329.62)	56,647.31	(64,093.74)
F18 Precinct No 3	(191,555.84)	8,539.75	30,133.18	125,088.48	(122,503.40)	10,578.25	(47,284.57)	(54,176.36)	167,421.30	95,399.28	(167,544.06)	130,215.20	41,772.49	18,975.95	(57,554.40)
F19 Precinct No 4	(161,229.46)	5,711.26	29,815.19	40,047.30	(67,540.64)	53,998.31	(53,962.80)	(37,792.17)	36,799.54	92,346.77	(89,321.97)	150,017.33	57,347.28	53,223.25	(49,418.79)
Sub-Total R&B	1,904,985.96	546,313.65	136,785.80	171,944.03	(108,469.60)	81,348.11	(180,495.57)	(328,355.87)	341,337.08	151,357.04	(37,597.39)	490,516.39	41,249.69	(67,258.86)	218,595.54
Road & Bridge Over/(Under) Prior Period	1,358,672.31	409,527.85	(35,158.23)	280,413.63	(189,817.71)	261,843.68	147,860.30	(669,692.95)	189,980.04	188,954.43	(528,113.78)	449,266.70	108,508.55	(285,854.40)	
Road & Bridge Cumulative Change for Periods Shown	1,972,244.82	327,718.11	(81,809.74)	(46,651.51)	(327,065.14)	(137,247.43)	(399,091.11)	(546,951.41)	122,741.54	(67,238.50)	(256,192.93)	271,929.85	(177,345.85)	(285,854.40)	
<b>Overall Totals General / Road &amp; Bridge M&amp;O</b>	5,195,272.76	3,135,155.61	2,045,507.18	1,170,124.96	1,389,354.26	1,628,905.54	(897,662.63)	(1,286,919.79)	(862,784.91)	556,324.46	948,205.59	1,970,958.01	1,667,729.38	297,464.64	598,834.43
Overall Over/(Under) Prior Period	2,060,117.15	1,089,648.43	875,382.22	(219,229.30)	(239,551.28)	2,526,568.17	389,257.16	(424,134.88)	(1,419,109.37)	(391,881.13)	(1,022,752.42)	303,228.63	1,370,264.74	(301,369.79)	
Overall Cumulative Change for Periods Shown	4,897,808.12	2,536,321.18	1,446,672.75	571,290.53	790,519.83	1,030,071.11	(1,496,497.06)	(1,885,754.22)	(1,461,619.34)	(42,509.97)	349,371.16	1,372,123.58	1,068,894.95	(301,369.79)	



GILLESPIE COUNTY, TEXAS  
STATEMENT OF  
Maintenance & Operating Accounts

	FY2018 as of 03.31.2018	FY2017	FY2016	FY2015	FY2014	FY2013	FY2012	FY2011	FY2010	FY2009	FY2008	FY2007	FY2006	FY2005	FY2004
	As Of Fiscal Year Ending Date														
GENERAL and ROAD & BRIDGE Maintenance & Operating	Cash Balances														
<b>General M&amp;O</b>															
F10 General Fund	18,213,822.80	14,923,536.00	12,334,694.04	10,425,972.66	9,427,791.73	7,929,967.87	6,382,410.44	7,099,577.50	8,058,141.42	9,262,263.41	8,857,295.99	7,871,493.01	6,391,051.39	4,764,571.70	4,399,848.20
General Fund Over/(Under) Prior Period	3,290,286.80	2,588,841.96	1,908,721.38	998,180.93	1,497,823.86	1,547,557.43	(717,167.06)	(958,563.92)	(1,204,121.99)	404,967.42	985,802.98	1,480,441.62	1,626,479.69	364,723.50	
General Fund Cumulative Change for Periods Shown	13,449,251.10	10,523,687.80	7,934,845.84	6,026,124.46	5,027,943.53	3,530,119.67	1,982,562.24	2,699,729.30	3,658,293.22	4,862,415.21	4,457,447.79	3,471,644.81	1,991,203.19	364,723.50	
<b>Road &amp; Bridge M&amp;O</b>															
F15 County Wide	3,564,763.99	883,328.50	348,372.04	341,842.65	378,620.01	285,411.34	269,007.62	247,933.84	231,323.63	415,645.89	590,087.10	266,135.87	214,879.76	325,631.63	509,505.66
F16 Precinct No 1	69,459.72	297,118.95	299,702.39	268,572.55	241,992.22	241,285.37	245,176.66	314,264.01	419,950.01	310,192.73	159,578.97	288,106.65	214,159.66	146,948.45	159,179.79
F17 Precinct No 2	110,576.79	306,581.79	306,892.17	267,713.97	250,708.69	263,049.77	258,790.65	290,025.28	437,336.83	225,655.61	238,217.17	214,371.88	129,291.12	143,620.74	86,973.43
F18 Precinct No 3	115,793.99	307,349.83	298,810.08	268,676.90	143,588.42	266,091.82	255,513.57	302,798.14	356,974.50	189,553.20	94,153.92	261,697.98	131,482.78	89,710.29	70,734.34
F19 Precinct No 4	<u>143,312.93</u>	<u>304,542.39</u>	<u>298,831.13</u>	<u>269,015.94</u>	<u>228,968.64</u>	<u>296,509.28</u>	<u>242,510.97</u>	<u>296,473.77</u>	<u>334,265.94</u>	<u>287,466.40</u>	<u>205,119.63</u>	<u>294,441.60</u>	<u>144,424.27</u>	<u>87,076.99</u>	<u>33,853.74</u>
Sub-Total R&B	4,003,907.42	2,098,921.46	1,552,607.81	1,415,822.01	1,243,877.98	1,352,347.58	1,270,999.47	1,451,495.04	1,779,850.91	1,438,513.83	1,287,156.79	1,324,754.18	834,237.79	792,988.10	860,246.96
Road & Bridge Over/(Under) Prior Period	1,904,985.96	546,313.65	136,785.80	171,944.03	(108,469.60)	81,348.11	(180,495.57)	(328,355.87)	341,337.08	151,357.04	(37,597.39)	490,516.39	41,249.69	(67,258.86)	
Road & Bridge Cumulative Change for Periods Shown	3,210,919.32	1,238,674.50	692,360.85	555,575.05	383,631.02	492,100.62	410,752.51	591,248.08	919,603.95	578,266.87	426,909.83	464,507.22	(26,009.17)	(67,258.86)	
<b>Overall Totals General / Road &amp; Bridge M&amp;O</b>	22,217,730.22	17,022,457.46	13,887,301.85	11,841,794.67	10,671,669.71	9,282,315.45	7,653,409.91	8,551,072.54	9,837,992.33	10,700,777.24	10,144,452.78	9,196,247.19	7,225,289.18	5,557,559.80	5,260,095.16
Overall Over/(Under) Prior Period	5,195,272.76	3,135,155.61	2,045,507.18	1,170,124.96	1,389,354.26	1,628,905.54	(897,662.63)	(1,286,919.79)	(862,784.91)	566,324.46	948,205.59	1,970,958.01	1,667,729.38	297,464.64	
Overall Cumulative Change for Periods Shown	16,660,170.42	11,762,362.30	8,627,206.69	6,581,699.51	5,411,574.55	4,022,220.29	2,393,314.75	3,290,977.38	4,577,897.17	5,440,682.08	4,884,357.62	3,936,152.03	1,965,194.02	297,464.64	

**GILLESPIE COUNTY, TEXAS**  
**STATEMENT OF**  
**Fund Cash/Investment Balances of County Funds**  
**Managed by County Treasurer**

Reporting Period for Maintenance & Operating, COB/GOB Operating & I&S, Special Revenue, Special Revenue..Grants, Trust and Agency	FY2018	FY2017	FY2016	FY2015	FY2014	FY2013	FY2012	FY2011	FY2010	FY2009	FY2008	FY2007	FY2006	FY2005	FY2004	FY2003
October	18,704,017.27	16,272,543.01	14,616,600.12	17,978,164.94	25,230,555.83	8,816,582.93	9,537,288.92	10,782,786.00	11,614,108.61	10,952,885.50	9,958,440.67	7,952,494.30	6,412,175.43	5,710,864.59	5,339,657.00	5,562,776.43
November	20,397,756.05	16,757,237.98	14,967,969.47	17,265,750.38	24,953,535.22	8,890,316.88	9,228,798.73	10,570,060.92	11,537,538.96	10,498,889.31	10,152,409.10	8,025,261.13	6,492,254.19	5,815,771.82	5,220,602.83	5,513,508.58
December	21,570,972.35	18,910,143.59	17,966,511.65	18,099,680.09	26,637,026.05	11,373,696.92	10,169,466.12	11,532,479.69	12,910,952.83	11,682,933.59	10,684,794.29	8,972,555.93	7,597,535.16	6,569,101.79	5,773,095.57	6,725,293.46
January	27,784,043.27	23,410,597.59	21,039,628.80	21,177,485.65	28,516,107.73	13,685,971.08	13,393,446.13	14,318,444.26	15,498,047.87	14,366,261.90	13,481,253.20	11,165,036.24	9,488,659.54	8,523,475.25	7,456,134.19	7,390,382.57
February	27,946,244.29	25,511,306.05	22,828,117.19	22,683,610.22	29,162,422.51	14,892,438.88	14,337,413.69	15,203,602.68	15,966,038.21	15,735,998.80	14,565,820.37	12,335,852.17	10,433,012.87	9,341,225.17	8,739,837.04	8,067,857.08
March	27,432,489.65	24,727,851.29	22,133,022.22	21,915,869.23	28,011,622.33	14,353,262.89	13,961,224.66	14,605,425.43	15,787,975.99	15,568,191.69	14,421,603.69	12,279,235.33	10,316,847.09	9,342,261.49	8,166,505.99	7,877,519.02
April	24,068,056.00	21,311,930.04	19,863,672.60	26,965,965.28	14,036,410.76	13,204,240.38	14,182,107.24	14,911,731.87	15,332,630.30	14,171,385.04	12,168,084.51	10,225,221.29	9,153,636.99	7,706,537.20	7,632,850.74	
May	23,610,457.32	20,969,598.11	19,534,757.94	25,202,625.86	13,381,534.31	12,853,474.81	13,180,018.23	14,443,624.89	14,826,308.29	13,675,832.00	11,856,634.81	10,019,168.98	9,181,379.67	7,645,857.66	7,396,585.22	
June	22,729,570.69	20,190,779.78	18,530,454.23	23,610,769.72	27,806,922.21	11,927,636.15	12,450,284.14	13,583,948.59	14,202,648.08	13,175,542.95	11,508,032.29	9,433,093.74	8,832,285.06	7,186,622.71	7,107,557.40	
July	22,152,987.55	19,259,464.27	17,462,407.18	21,673,344.14	26,973,808.70	11,234,719.43	11,652,419.87	13,105,834.49	13,620,954.46	12,336,729.42	11,412,064.22	9,030,022.51	8,376,255.12	6,807,050.38	6,620,898.14	
August	21,125,668.08	18,177,957.02	16,349,354.15	19,928,413.83	25,790,313.41	10,192,089.49	11,033,361.48	12,483,092.82	12,578,256.55	11,932,892.72	10,883,175.64	8,667,571.59	7,898,769.17	6,509,004.74	5,964,701.17	
September	19,885,032.41	17,394,230.12	15,336,745.28	18,465,597.00	25,364,538.77	9,249,883.17	10,060,273.87	11,399,750.14	12,236,834.57	11,640,132.20	10,474,427.70	8,299,421.01	6,600,165.99	5,886,940.47	5,731,396.90	
<b>FY Monthly Average</b>	<b>23,972,587.15</b>	21,596,787.63	19,237,984.07	18,849,829.32	24,863,165.46	17,113,816.48	11,607,473.47	12,464,271.98	13,602,720.44	13,466,899.42	12,515,569.64	10,752,737.86	8,867,915.28	7,945,432.68	6,869,820.48	6,799,277.23
<b>Current Reported Month and Fiscal Year To Date</b>																
<b>Over / (Under)</b>																
Same Month Prior Year	2,704,638.36															
Prior Fiscal Year End	7,547,457.24	2,490,802.29	2,057,484.84	(3,128,851.72)	(6,898,941.77)	16,114,655.60	(810,390.70)	(1,339,476.27)	(837,084.43)	596,702.37	1,165,704.50	2,175,006.69	1,699,255.02	713,225.52	155,543.57	76,650.28

GOB Series 2013, Jail Construction Project, bond funding accounted for sudden increase in balance



**GILLESPIE COUNTY, TEXAS**  
**STATEMENT OF**  
**Fund Cash/Investment Balances of County Funds**  
**Managed by County Treasurer**

	FY2002	FY2001	FY2000	FY1999	FY1998	FY1997	FY1996	FY1995	FY1994	FY1993	FY1992	FY1991	F1990	FY1989	FY1988	FY1987	FY1986	FY1985	Monthly Average All Years	Reporting Period for Maintenance & Operating, COB/GOB Operating & I&S, Special Revenue, Special Revenue..Grants, Trust and Agency
COB Series 2001 bond net initial revenues \$2,467,509.10																				
5,033,726.92	4,347,101.24	4,138,349.94	2,869,048.51	2,322,043.99	1,853,442.32	1,554,442.37	1,968,633.68	1,677,992.97	1,738,021.70	1,766,907.01	1,656,979.55	1,479,994.82	1,489,873.32	773,740.58	785,053.51	551,992.07	792,093.37	6,536,511.16	October	
4,915,333.89	4,073,098.62	3,944,234.24	2,806,697.13	2,287,658.80	1,738,403.49	1,588,939.20	2,054,228.71	1,872,272.98	1,664,926.42	1,867,311.17	1,738,597.34	1,603,024.84	1,422,802.33	793,137.76	666,242.80	494,761.58	623,030.66	6,542,422.46	November	
5,464,922.96	4,553,826.12	4,285,123.56	3,467,225.42	2,370,460.19	2,015,412.36	1,553,702.23	2,102,455.14	2,004,156.61	1,927,643.72	2,009,086.57	2,071,100.64	1,749,440.24	1,522,220.64	794,004.97	638,401.65	515,396.75	592,516.53	7,259,215.75	December	
6,921,671.85	5,917,064.54	5,211,901.34	4,747,606.42	3,294,281.32	2,843,260.54	2,472,762.49	2,546,555.58	2,422,956.29	2,234,617.11	2,447,087.69	2,241,349.45	2,187,618.39	1,886,694.05	1,176,726.03	895,393.31	987,264.23	911,641.21	8,883,571.39	January	
7,169,069.03	6,421,291.43	5,911,367.71	5,322,878.29	3,993,869.93	3,407,005.87	2,960,651.56	2,960,114.57	2,786,604.82	2,577,390.38	2,873,613.36	2,643,751.97	2,515,707.05	2,279,290.31	1,697,770.08	1,530,430.47	1,707,926.04	1,288,936.99	9,640,543.15	February	
6,846,516.10	6,255,513.63	5,804,576.79	5,276,473.40	3,867,713.74	3,383,796.71	2,916,434.18	2,701,020.25	2,817,055.25	2,446,335.40	2,811,958.62	2,589,532.80	2,424,636.02	2,300,423.71	1,879,466.93	1,572,385.72	1,654,964.77	1,261,996.19	9,403,285.54	March	
6,879,522.09	6,165,584.41	5,611,303.40	5,147,026.03	3,856,248.10	3,370,510.51	2,844,966.24	2,603,667.16	2,814,731.50	2,446,965.20	2,846,044.26	2,647,946.48	2,446,382.46	2,354,485.13	1,884,438.19	1,647,314.57	1,771,308.72	1,360,124.93	8,594,939.99	April	
6,758,604.54	5,872,305.69	5,597,496.54	5,145,729.29	3,729,564.69	3,275,787.89	2,651,158.09	2,420,785.62	2,795,038.54	2,614,500.86	2,664,830.17	2,595,986.23	2,402,307.66	2,282,817.61	1,897,795.66	1,472,593.18	1,691,409.95	1,210,356.42	8,328,997.78	May	
6,426,986.33	5,398,788.82	5,229,130.33	4,896,201.25	3,531,314.01	2,987,283.92	2,535,222.99	2,084,641.35	2,586,555.11	2,371,095.71	2,474,786.80	2,436,392.72	2,319,796.07	2,217,931.41	1,815,598.58	1,439,656.15	1,651,635.17	1,129,347.73	8,357,833.70	June	
6,217,837.20	4,751,943.98	5,019,100.05	4,695,468.93	3,445,413.11	2,962,321.73	2,375,375.37	2,030,459.33	2,324,665.35	2,086,490.66	2,166,748.69	2,373,369.73	2,247,875.53	2,067,556.08	1,770,363.23	1,314,952.63	1,548,746.47	998,709.28	7,942,919.92	July	
5,922,921.90	4,309,221.50	4,875,181.07	4,508,722.39	3,369,985.56	2,786,747.61	2,218,481.28	1,819,617.83	2,263,605.13	2,029,973.96	2,078,961.54	2,158,156.49	1,995,691.66	1,950,450.56	1,733,930.99	1,181,205.11	1,466,150.68	824,648.71	7,485,099.27	August	
5,654,746.62	4,084,176.41	4,575,232.89	4,394,094.37	3,208,449.92	2,590,681.06	2,098,133.77	1,584,937.70	2,069,733.13	1,872,419.95	1,917,213.24	2,014,947.50	1,766,243.49	1,643,269.78	1,541,576.26	770,951.77	839,823.87	671,522.07	7,009,803.74	September	
6,184,321.62	5,179,159.70	5,016,916.49	4,439,764.29	3,273,083.61	2,767,887.83	2,314,188.31	2,239,759.74	2,369,613.97	2,167,531.76	2,327,045.76	2,264,009.24	2,094,893.19	1,951,484.58	1,479,879.11	1,159,548.41	1,240,115.03	972,077.01			
1,570,570.21	(491,056.48)	181,138.52	1,185,644.45	617,768.86	492,547.29	513,196.07	(484,795.43)	197,313.18	(44,793.29)	(97,734.26)	248,704.01	122,973.71	101,693.52	770,624.49	(68,872.10)	168,301.80				

NOTE: Rollback Election held April 05, 1986 ... rollback passed

GILLESPIE COUNTY, TEXAS  
COUNTY SALES TAX ALLOCATION SUMMARY

March 1988 through FY2018

Period Tax Allocation Received	FY1988	FY1989	FY1990	FY1991	FY1992	FY1993	FY1994	FY1995	FY1996	FY1997	FY1998	FY1999	FY2000	FY2001	FY2002	FY2003	FY2004	FY2005
October	22,614.86	26,581.55	33,537.36	36,992.75	41,801.10	49,891.91	49,891.91	82,743.15	58,486.86	52,039.59	54,937.86	50,851.69	65,241.66	66,865.34	75,743.16	81,976.96	77,478.63	82,881.54
November	43,215.06	44,231.67	43,279.83	50,014.92	55,881.19	64,445.89	64,445.89	64,104.87	61,441.85	62,637.05	66,939.70	74,731.00	69,172.12	86,097.63	88,932.77	87,008.90	94,471.11	103,544.31
December	24,372.61	27,072.59	27,183.79	32,965.07	49,151.47	46,769.97	46,349.36	49,676.22	60,893.07	60,893.07	70,326.26	85,955.47	70,160.00	82,667.48	77,782.13	84,302.14	84,302.14	87,745.88
January	23,143.13	28,570.51	34,886.95	33,040.99	47,672.78	61,028.80	58,115.99	55,693.53	56,392.42	60,499.63	58,712.49	79,145.12	77,326.63	85,504.02	80,568.74	80,680.57	80,680.57	92,483.12
February	55,088.79	55,601.40	56,692.45	64,014.66	85,296.84	86,415.96	79,879.42	75,116.79	82,205.56	94,754.60	105,116.56	99,795.36	104,689.49	112,735.48	104,067.24	115,871.28	121,222.18	
March	10,048.12	19,376.35	22,842.31	27,766.80	42,841.80	37,823.28	44,989.12	55,964.23	49,941.44	54,150.75	58,367.91	72,738.72	61,652.97	77,471.73	65,204.25	71,784.27	85,739.86	
April	13,766.26	18,233.31	22,431.61	28,557.86	52,007.16	42,480.30	60,699.85	45,868.42	50,129.00	45,435.42	53,515.01	59,649.70	66,084.12	69,317.65	72,330.32	62,331.14	70,741.63	65,194.79
May	37,630.57	41,151.11	44,480.87	46,655.96	31,203.05	66,316.77	57,489.64	64,876.89	62,424.84	71,468.21	69,091.17	91,409.71	96,441.51	93,043.82	94,505.94	93,443.25	102,949.16	112,599.80
June	24,930.57	24,076.76	27,059.33	31,503.80	41,913.33	48,605.58	44,647.36	48,588.21	59,749.69	61,697.08	77,574.05	72,276.15	70,155.54	79,441.16	92,403.56	87,764.45	89,329.15	105,312.44
July	20,139.41	24,953.23	27,959.52	34,719.01	43,922.13	49,464.53	48,368.42	50,605.65	54,962.82	57,092.55	64,608.17	59,958.51	76,576.31	87,695.36	89,767.62	86,277.93	82,641.66	94,818.82
August	46,170.12	46,397.69	50,868.17	50,868.66	58,425.43	73,116.78	67,507.13	66,889.81	59,548.35	72,612.17	84,456.60	98,754.28	91,921.77	118,409.57	90,669.86	95,006.16	113,562.54	120,026.46
September	24,924.06	28,456.24	28,987.84	33,905.34	56,740.88	52,232.41	46,155.60	61,535.89	71,272.01	70,867.09	72,854.10	69,870.60	74,040.54	81,351.52	82,708.52	84,660.29	88,592.39	100,874.13
<b>Total Per Year</b>	<b>177,209.11</b>	<b>371,069.14</b>	<b>406,705.37</b>	<b>447,587.81</b>	<b>531,788.15</b>	<b>654,863.55</b>	<b>679,601.81</b>	<b>714,336.98</b>	<b>713,468.19</b>	<b>742,999.64</b>	<b>814,374.71</b>	<b>870,123.86</b>	<b>847,268.24</b>	<b>996,071.14</b>	<b>1,045,200.46</b>	<b>1,006,093.44</b>	<b>1,072,404.53</b>	<b>1,172,245.33</b>
<b>Total All Years</b>	<b>177,209.11</b>	<b>548,278.25</b>	<b>954,983.62</b>	<b>1,402,571.43</b>	<b>1,934,359.58</b>	<b>2,589,223.13</b>	<b>3,268,824.84</b>	<b>3,983,161.92</b>	<b>4,696,628.11</b>	<b>5,439,627.75</b>	<b>6,254,002.46</b>	<b>7,124,126.32</b>	<b>8,071,394.56</b>	<b>9,067,465.70</b>	<b>10,112,666.16</b>	<b>11,118,759.60</b>	<b>12,191,164.13</b>	<b>13,363,409.46</b>
<b>\$ Inc / Dec Over Prior Year</b>	193,860.03	35,636.23	40,882.44	84,200.34	125,075.40	24,738.26	34,735.17	(870.79)	29,333.45	71,375.07	55,749.15	77,144.38	48,802.80	49,129.32	(39,107.02)	66,311.09	99,640.80	
<b>% Inc / Dec Over Prior Year</b>	109.40%	9.60%	10.05%	18.81%	23.14%	3.76%	3.76%	5.11%	-0.12%	4.14%	9.61%	6.85%	8.87%	5.15%	4.93%	-3.74%	6.59%	9.31%
<b>CY1987</b>																		
<b>CY1988</b>																		
<b>CY1989</b>																		
<b>CY1990</b>																		
<b>CY1991</b>																		
<b>CY1992</b>																		
<b>CY1993</b>																		
<b>CY1994</b>																		
<b>CY1995</b>																		
<b>CY1996</b>																		
<b>CY1997</b>																		
<b>CY1998</b>																		
<b>CY1999</b>																		
<b>CY2000</b>																		
<b>CY2001</b>																		
<b>CY2002</b>																		
<b>CY2003</b>																		
<b>CY2004</b>																		
<b>Calendar Year Allocations</b>	0.00	267,411.64	378,752.42	412,820.54	463,560.47	558,646.27	669,137.56	711,091.42	690,744.53	719,148.96	750,582.57	827,513.03	894,484.16	950,041.96	1,020,031.58	1,044,865.04	1,015,577.33	1,090,124.38
<b>\$ Inc / Dec Over Prior Year</b>	267,411.64	111,340.78	34,068.12	60,739.83	95,067.80	110,489.29	42,553.86	(20,646.69)	28,404.43	31,433.61	76,930.46	66,971.13	55,557.80	69,689.62	24,833.46	(29,287.71)	74,547.05	



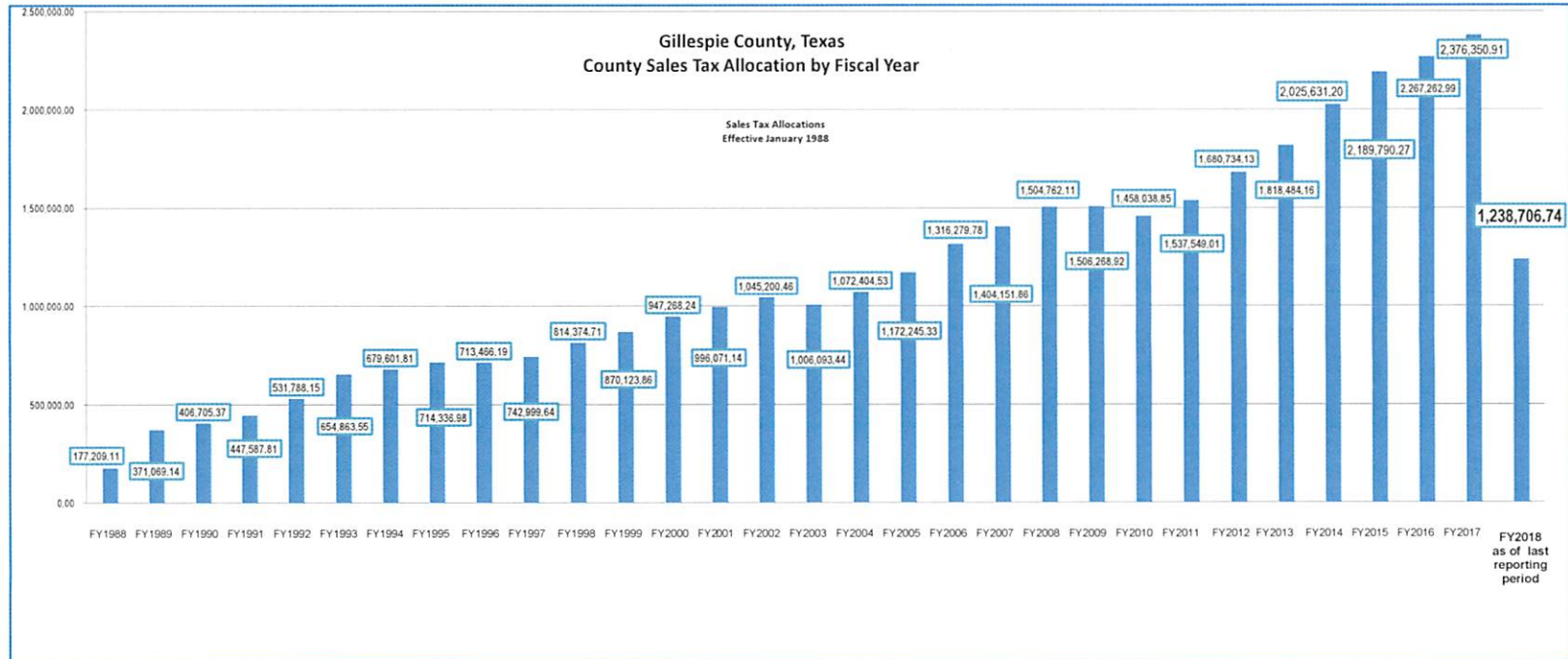
GILLESPIE COUNTY, TEXAS  
COUNTY SALES TAX ALLOCATION SUMMARY

March 1988 through FY2018

FY2006	FY2007	FY2008	FY2009	FY2010	FY2011	FY2012	FY2013	FY2014	FY2015	FY2016	FY2017	FY2018	Tax Collection Period Covered	Period Tax Allocation Received	Overall Average Per Month	FY2017 Over / (Under) Same Period FY2016	
																Month Of	YTD
95,196.86	106,167.81	115,258.59	118,217.21	102,116.77	112,243.67	125,892.57	141,081.58	146,138.99	157,617.68	147,646.21	169,840.22	176,550.62	August	October	89,151.16	6,710.40	6,710.40
110,963.24	122,702.26	130,133.07	134,938.43	123,352.45	139,931.32	131,441.01	134,815.56	165,928.20	184,365.11	192,079.08	196,293.03	207,168.09	September and 3rd Quarter	November	104,467.36	10,875.06	17,585.46
100,977.05	106,040.22	118,582.93	120,353.68	121,763.89	122,844.30	127,081.99	144,995.63	158,611.46	185,647.66	184,958.53	190,144.19	204,594.79	October	December	95,690.06	14,450.60	32,036.06
107,956.62	116,856.59	121,835.04	124,899.65	114,005.56	129,099.90	135,485.95	156,063.01	159,082.75	173,843.05	175,216.35	194,363.03	220,121.04	November	January	98,076.40	25,758.01	57,794.07
137,746.11	151,528.51	158,719.04	156,720.77	152,630.86	164,529.87	171,080.19	193,126.02	202,308.32	223,742.03	254,424.26	264,045.64	251,630.83	December, 4th Quarter, Yearly	February	132,693.22	(12,414.81)	45,379.26
89,543.91	88,396.24	99,481.19	98,684.79	90,364.94	97,024.18	107,810.68	120,617.71	136,428.71	141,523.60	150,478.20	160,281.99	178,641.37	January	March	78,985.43	18,359.38	63,738.64
87,212.18	92,872.45	104,111.05	99,616.55	93,204.34	92,537.54	118,975.35	134,236.14	146,805.07	146,886.39	161,767.10	178,713.30		February		78,735.37		
125,621.99	132,335.88	133,405.05	141,709.49	148,772.69	153,252.45	177,882.27	187,322.27	195,085.16	203,013.55	239,591.23	227,716.89		March and 1st Quarter		111,429.77		
109,484.20	113,117.58	133,410.60	129,041.03	127,995.46	129,743.30	144,969.57	152,170.48	189,564.70	184,387.61	187,272.86	201,849.53		April		96,287.80		
112,088.28	119,846.83	122,196.26	117,201.96	116,809.95	125,153.69	140,436.50	154,274.37	165,319.97	187,207.85	181,228.88	198,574.38		May		93,162.36		
130,749.36	138,119.40	142,780.87	136,001.87	141,909.04	153,274.75	160,837.54	148,661.30	187,789.04	162,770.81	212,661.23	212,336.68		June and 2nd Quarter		112,897.51		
108,739.98	116,168.09	124,848.42	128,883.49	125,112.90	117,914.04	138,870.51	151,120.09	172,568.83	184,784.93	179,939.06	182,192.03		July		95,372.39		
<p>NOTATION: sales tax allocation was reduced by an audit collections of (\$25,072.31) initiated by a Comptroller audit showing a 2012 transaction(s) outside the City of Fredericksburg that was incorrectly reported. This allocation charge impact upon the State's sales tax revenue... without audit adjustment, net to County would have been no less than \$173,875(e) ... 2013.08.08 LL</p>																	
1,316,279.78	1,404,151.86	1,504,762.11	1,506,268.92	1,458,038.85	1,537,549.01	1,680,764.13	1,818,484.16	2,025,631.20	2,189,790.27	2,267,262.99	2,376,350.91	1,238,706.74	Total Per Year		1,148,291.46		Over / (Under) Last Year
14,679,689.24	16,083,841.10	17,588,603.21	19,094,872.13	20,552,910.98	22,090,459.99	23,771,224.12	25,589,708.28	27,615,339.48	29,805,129.75	32,072,392.74	34,448,743.65	35,687,450.39	Total All Years				(1,137,644.17)
															Annual Average		
															As of Last Full Reporting Year		
															\$ Inc / (Dec) Over Prior Year	75,832.48	
144,034.45	87,872.08	100,610.25	1,506.81	(48,230.07)	79,510.16	143,215.12	137,720.03	207,147.04	164,159.07	77,472.72	109,087.92	(1,137,644.17)					
12.29%	6.68%	7.17%	0.10%	-3.20%	5.45%	9.31%	8.19%	11.39%	8.10%	3.54%	4.81%	-47.87%					
															% Inc / -Dec Over Prior Year		
CY2005	CY2006	CY2007	CY2008	CY2009	CY2010	CY2011	CY2012	CY2013	CY2014	CY2015	CY2016	CY2017					
1,205,410.75	1,344,052.92	1,433,216.16	1,514,296.84	1,479,992.71	1,485,825.03	1,546,945.29	1,717,241.33	1,868,270.04	2,082,583.00	2,186,843.64	2,298,856.61	2,408,386.97					
115,286.37	138,642.17	89,163.24	81,080.68	(34,304.13)	5,832.32	61,120.26	170,296.04	151,028.71	214,312.96	104,260.64	112,012.97	109,530.36	\$ Inc / (Dec) Over Prior Calendar Year				

GILLESPIE COUNTY, TEXAS  
COUNTY SALES TAX ALLOCATION SUMMARY

March 1988 through FY2018





**Gillespie County, Texas**  
**Hotel Occupancy Tax ... Quarterly Recaps**  
**As of Period Ending March 31, 2018**

	Collection/Remittance Period	Collections		Disbursements		Cash Balance
		HOT & P&I Interest Earnings	Convention & Visitors Bureau	Organizations etc		
FY2018	3rd Quarter 2018					
	2nd Quarter 2018					
	1st Quarter 2018		159,981.25	195,008.00	(3,928.79)	584,611.16
	4th Quarter 2017		115,317.34	183,563.00	(1,470.61)	615,709.12
FY2017	3rd Quarter 2017		151,155.95			682,484.17
	Sub-Total	53,282.94	426,454.54	378,571.00	(5,399.40)	
	2nd Quarter 2017		130,827.26	166,071.00	131,648.00	531,328.22
	1st Quarter 2017		143,907.88		(755.93)	698,219.96
	4th Quarter 2016		111,214.19	166,071.00		553,556.15
FY2016	3rd Quarter 2016		142,319.44			608,412.96
	Sub-Total	65,234.70	528,268.77	332,142.00	130,892.07	
	2nd Quarter 2016		124,466.03	150,829.00	120,000.00	466,093.52
	1st Quarter 2016		128,625.32			612,456.49
	4th Quarter 2015		96,483.07	150,829.00		483,831.17
FY2015	3rd Quarter 2015		115,558.26		(881.94)	538,177.10
	Sub-Total	44,356.62	465,132.68	301,658.00	119,118.06	
	2nd Quarter 2015		120,944.22	127,742.50	118,000.00	421,736.90
	1st Quarter 2015		122,937.00			546,535.18
	4th Quarter 2014		104,239.90	127,742.50		423,598.18
FY2014	3rd Quarter 2014		120,711.31			447,100.78
	Sub-Total	95,347.43	468,832.43	255,485.00	118,000.00	
	2nd Quarter 2014		95,362.58	111,163.00	120,000.00	326,389.47
	1st Quarter 2014		92,050.01			462,189.89
	4th Quarter 2013		90,687.97	111,163.00		370,139.88
FY2013	3rd Quarter 2013		82,776.94			390,614.91
	Sub-Total	18,551.50	360,877.50	222,326.00	120,000.00	
	2nd Quarter 2013		82,927.36	96,357.50	80,000.00	307,837.97
	1st Quarter 2013		102,188.41			401,268.11
	4th Quarter 2012		56,763.25	96,357.50		299,079.70
FY2012	3rd Quarter 2012		69,377.43			338,673.95
	Sub-Total	38,541.45	311,256.45	192,715.00	80,000.00	
	2nd Quarter 2012		76,505.61	84,193.50	11,000.00	269,296.52
	1st Quarter 2012		67,043.98		69,000.00	287,984.41
	4th Quarter 2011		63,485.70	84,193.50		289,940.43
FY2011	3rd Quarter 2011		62,766.18			310,648.23
	Sub-Total	21,414.47	269,801.47	168,387.00	80,000.00	
	2nd Quarter 2011		60,050.07	80,530.57		247,882.05
	1st Quarter 2011		61,473.10		80,000.00	268,362.55
	4th Quarter 2010		47,182.38	80,530.57		286,889.45
3rd Quarter 2010		67,036.85			320,237.64	
Sub-Total	(5,318.74)	235,742.40	161,061.14	80,000.00		

**Gillespie County, Texas**  
**Hotel Occupancy Tax ... Quarterly Recaps**  
**As of Period Ending March 31, 2018**

	Collection/Remittance Period	Collections		Disbursements		Cash Balance
		HOT & P&I Interest Earnings	Convention & Visitors Bureau	Organizations etc		
FY2010	2nd Quarter 2010		47,363.32	82,089.00	61,500.00	253,200.79
	1st Quarter 2010		67,910.43			349,426.47
	4th Quarter 2009		46,539.68	82,089.00		281,516.04
	3rd Quarter 2009		63,672.15			317,065.36
	Sub-Total	(192.42)	225,485.58	164,178.00	61,500.00	
FY2009	2nd Quarter 2009		55,182.22			253,393.21
	1st Quarter 2009		68,196.40	80,854.20		198,210.99
	4th Quarter 2008		43,834.09	80,854.20		210,868.79
	3rd Quarter 2008		75,474.18		15,000.00	247,888.90
	Sub-Total	65,978.49	242,686.89	161,708.40	15,000.00	
FY2008	2nd Quarter 2008		52,205.02	100,000.00		187,414.72
	1st Quarter 2008		62,603.17			235,209.70
	4th Quarter 2007		53,485.43			172,606.53
	3rd Quarter 2007		61,352.43			119,121.10
	Sub-Total	129,646.05	229,646.05	100,000.00	0.00	
FY2007	2nd Quarter 2007		57,271.57			57,768.67
	1st Quarter 2007		497.10	0.00	0.00	497.10
	Sub-Total	57,768.67	57,768.67	0.00	0.00	
	Sub-Total			2,438,231.54	799,110.73	
<b>Totals All Years</b>		<b>Revenues</b>	<b>3,821,953.43</b>	<b>Expenditures</b>		<b>3,237,342.27</b>
					<b>Net Cash Effect</b>	<b>584,611.16</b>



### GILLESPIE COUNTY, TEXAS

GOB Series 2010 Refunding Bonds ... December.2010  
Post COB Series 2001 ... September.2001

Bond Redemptions & Interest Payment Schedule  
February.2011 through February.2021

		Year 1	Year 2	Year 3	Year 4	Year 5	Year 6	Year 7	Year 8	Year 9	Year 10	Year 11		
		2011	2012	2013	2014	2015	2016	2017	2018	2019	2020	2021		
Actual Balance	At Year Start	1,839,134.46	1,779,647.50	1,603,672.50	1,429,447.50	1,247,370.00	1,067,992.50	891,727.50	<b>714,050.00</b>				Actual Balance	At Year Start
February	bonds	35,000.00	140,000.00	140,000.00	150,000.00	150,000.00	150,000.00	155,000.00	160,000.00				bonds	February
	interest	6,079.46	18,407.50	17,567.50	16,657.50	15,420.00	13,957.50	12,307.50	10,370.00				interest	
August	bonds	0.00	0.00	0.00	0.00	0.00	0.00	0.00					bonds	August
	interest	18,407.50	17,567.50	16,657.50	15,420.00	13,957.50	12,307.50	10,370.00					interest	
Total Remitted	To Date	59,486.96	235,461.96	409,686.96	591,764.46	771,141.96	947,406.96	1,125,084.46	1,295,454.46	1,295,454.46	1,295,454.46	1,295,454.46	Total Remitted	To Date
Actual Balance	To Date	1,779,647.50	1,603,672.50	1,429,447.50	1,247,370.00	1,067,992.50	891,727.50	714,050.00	<b>543,680.00</b>				Actual Balance	To Date
Projected Pymnt	Per Year	59,486.96	175,975.00	174,225.00	182,077.50	179,377.50	<b>176,265.00</b>	177,677.50	178,540.00	178,865.00	178,670.00	177,975.00	Projected Pymnt	Per Year
Projected Balance	At Year End	1,779,647.50	1,603,672.50	1,429,447.50	1,247,370.00	1,067,992.50	<b>891,727.50</b>	714,050.00	535,510.00	356,645.00	177,975.00	0.00	Projected Balance	At Year End

<b>\$1,988,356.26</b>	COB Series 2001 Debt Service on Refunded Bonds	<b>\$1,590,000.00</b>	Principal	<b>\$1,590,000.00</b>	Series 2010 Sources of Funds..Proceeds of Bonds
<b>\$1,839,134.46</b>	GOB Series 2010 Refunded Bonds	<b>\$249,134.46</b>	interest	<b>\$38,746.50</b>	Cost of Issuance
<b>\$149,221.80</b>	Net savings	<b>\$1,839,134.46</b>	GOB Series 2010, Refunding Bonds	<b>\$1,551,253.50</b>	Deposit to Escrow

Original Certificates of Obligation Bonds Series 2001 payments started February 2002  
 Series 2010 Refunding ... Interest and Bond Redemptions due February of each year starting February of 2011  
 Series 2010 Refunding ... Interest only due August of each year starting August of 2011

GILLESPIE COUNTY, TEXAS

GOB Series 2013 ... Jail Project

Bond Redemptions Interest Payment Schedule  
February.2014 through February.2033

Schedule Bond Redemption & Interest Payment		Initial Receipt of Bonds June.2013	Year 1 2014	Year 2 2015	Year 3 2016	Year 4 2017	Year 5 2018	Year 6 2019	Year 7 2020	Year 8 2021	Year 9 2022	Year 10 2023
<b>Projected Balances At Year Start</b>		20,429,713.00	20,429,713.00	19,408,475.00	18,387,525.00	17,367,275.00	16,347,925.00	15,324,725.00	14,300,875.00	13,279,650.00	12,256,300.00	11,234,800.00
February	bonds	0.00	395,000.00	530,000.00	540,000.00	550,000.00	565,000.00	580,000.00	595,000.00	620,000.00	645,000.00	670,000.00
	interest	0.00	378,113.00	248,125.00	242,825.00	237,425.00	231,925.00	226,275.00	217,575.00	208,650.00	194,700.00	181,800.00
August	bonds	0.00	0.00	0.00	0.00	0.00	0.00	0.00	0.00	0.00	0.00	0.00
	interest	0.00	248,125.00	242,825.00	237,425.00	231,925.00	226,275.00	217,575.00	208,650.00	194,700.00	181,800.00	168,400.00
		0.00	1,021,238.00	1,020,950.00	1,020,250.00	1,019,350.00	1,023,200.00	1,023,850.00	1,021,225.00	1,023,350.00	1,021,500.00	1,020,200.00
<b>Projected Total Remittance</b>		0.00	1,021,238.00	2,042,188.00	3,062,438.00	4,081,788.00	5,104,988.00	6,128,838.00	7,150,063.00	8,173,413.00	9,194,913.00	10,215,113.00
<b>Project Balances At Year End</b>		20,429,713.00	19,408,475.00	18,387,525.00	17,367,275.00	16,347,925.00	15,324,725.00	14,300,875.00	13,279,650.00	12,256,300.00	11,234,800.00	10,214,600.00
Bonds Issued June.2014												
Principal and Interest payments due February of each year starting February of 2014												
Interest only payments due August of each year starting August of 2014												

Outstanding Tax Secured Debt		Initial Receipt of Bonds June.2013	Year 1 2014	Year 2 2015	Year 3 2016	Year 4 2017	Year 5 2018	Year 6 2019	Year 7 2020	Year 8 2021	Year 9 2022	Year 10 2023
<b>Balances At Year Start</b>		20,429,713.00	20,429,713.00	19,408,475.50	18,387,525.50	17,367,275.50	<b>16,347,925.50</b>					
February	bonds	0.00	395,000.00	530,000.00	540,000.00	550,000.00	565,000.00					
	interest	0.00	378,112.50	248,125.00	242,825.00	237,425.00	231,925.00					
August	bonds	0.00	0.00	0.00	0.00	0.00						
	interest	0.00	248,125.00	242,825.00	237,425.00	231,925.00						
<b>Total Annual Remittances</b>		0.00	1,021,237.50	1,020,950.00	1,020,250.00	1,019,350.00	<b>796,925.00</b>					
<b>Total Remittances To Date</b>		0.00	1,021,237.50	2,042,187.50	3,062,437.50	4,081,787.50	<b>4,878,712.50</b>					



GILLESPIE COUNTY, TEXAS

GOB Series 2013 ... Jail Project

Bond Redemptions Interest Payment Schedule  
February.2014 through February.2033

Schedule Bond Redemption & Interest Payment		Year 11	Year 12	Year 13	Year 14	Year 15	Year 16	Year 17	Year 18	Year 19	Year 20
		2024	2025	2026	2027	2028	2029	2030	2031	2032	2033
<b>Projected Balances At Year Start</b>		10,214,600.00	9,191,800.00	8,172,500.00	7,152,800.00	6,129,000.00	5,107,400.00	4,084,300.00	3,061,100.00	2,039,200.00	1,020,000.00
February	bonds	700,000.00	725,000.00	755,000.00	790,000.00	820,000.00	855,000.00	890,000.00	925,000.00	960,000.00	1,000,000.00
	interest	168,400.00	154,400.00	139,900.00	124,800.00	109,000.00	92,600.00	75,500.00	57,700.00	39,200.00	20,000.00
August	bonds	0.00	0.00	0.00	0.00	0.00	0.00	0.00	0.00	0.00	0.00
	interest	154,400.00	139,900.00	124,800.00	109,000.00	92,600.00	75,500.00	57,700.00	39,200.00	20,000.00	0.00
		1,022,800.00	1,019,300.00	1,019,700.00	1,023,800.00	1,021,600.00	1,023,100.00	1,023,200.00	1,021,900.00	1,019,200.00	1,020,000.00
<b>Projected Total Remittance</b>		11,237,913.00	12,257,213.00	13,276,913.00	14,300,713.00	15,322,313.00	16,345,413.00	17,368,613.00	18,390,513.00	19,409,713.00	20,429,713.00
<b>Project Balances At Year End</b>		9,191,800.00	8,172,500.00	7,152,800.00	6,129,000.00	5,107,400.00	4,084,300.00	3,061,100.00	2,039,200.00	1,020,000.00	0.00
Bonds Issued June.2014											
Principal and Interest payments due February of each year starting February of 2014											
Interest only payments due August of each year starting August of 2014											

Outstanding Tax Secured Debt		Year 11	Year 12	Year 13	Year 14	Year 15	Year 16	Year 17	Year 18	Year 19	Year 20
		2024	2025	2026	2027	2028	2029	2030	2031	2032	2033
<b>Balances At Year Start</b>											
February	bonds										
	interest										
August	bonds										
	interest										
<b>Total Annual Remittances</b>											
<b>Total Remittances To Date</b>											

**GILLESPIE COUNTY, TEXAS**  
**Capital Assets Lease/Purchase ... Contract 6451, September.2013**  
**Road & Bridge Departments**

**PROJECTED Payments**

PROJECTED Payments	FY2016			FY2017			FY2018			FY2019		
	Total Payment	Principal	Interest	Total Payment	Principal	Interest	Total Payment	Principal	Interest	Total Payment	Principal	Interest
<b>Balance At Year Start</b>	198,399.52			135,747.04			73,094.56			10,442.08		
October payment	5,221.04			5,221.04			5,221.04			5,221.04		
principal/interest		4,622.79	598.25		4,803.90	417.14		4,992.12	28.92		5,187.70	33.34
November payment	5,221.04			5,221.04			5,221.04			5,221.04		
principal/interest		4,637.62	583.42		4,819.31	401.73		5,008.13	212.91		5,204.37	16.67
December payment	5,221.04			5,221.04			5,221.04					
principal/interest		4,652.49	568.55		4,834.77	386.27		5,024.20	196.84			
January payment	5,221.04			5,221.04			5,221.04					
principal/interest		4,667.42	553.62		4,850.28	370.76		5,040.31	180.73			
February payment	5,221.04			5,221.04			5,221.04					
principal/interest		4,682.39	538.65		4,865.84	355.20		5,056.48	164.56			
March payment	5,221.04			5,221.04			5,221.04					
principal/interest		4,697.41	523.63		4,881.45	339.59		5,072.70	148.34			
April payment	5,221.04			5,221.04			5,221.04					
principal/interest		4,712.48	508.56		4,897.11	323.93		5,088.97	132.07			
May payment	5,221.04			5,221.04			5,221.04					
principal/interest		4,727.59	493.45		4,912.82	308.22		5,105.30	115.74			
June payment	5,221.04			5,221.04			5,221.04					
principal/interest		4,742.76	478.28		4,928.57	292.47		5,121.67	99.37			
July payment	5,221.04			5,221.04			5,221.04					
principal/interest		4,757.97	463.07		4,944.38	276.66		5,138.10	82.94			
August payment	5,221.04			5,221.04			5,221.04					
principal/interest		4,773.23	447.81		4,960.24	260.80		5,154.58	66.46			
September payment	5,221.04			5,221.04			5,221.04					
principal/interest		4,788.54	432.50		4,976.16	244.88		5,171.12	49.92			
<b>Total Proposed Payments Per Year</b>												
Total Payments	62,652.48			62,652.48			62,652.48			10,442.08		
Principal		56,462.69			58,674.83			60,973.68			10,392.07	
Interest			6,189.79			3,977.65			1,478.80			50.01
<b>Projected Balance Year End</b>												
	135,747.04			73,094.56			10,442.08			0.00		



**GILLESPIE COUNTY, TEXAS**  
 Capital Assets Lease/Purchase ... Contract 6451, September.2013  
 Road & Bridge Departments

**ACTUAL Payments**

ACTUAL Payments		FY2016			FY2017			FY2018			FY2019		
		Total Payment	Principal	Interest	Total Payment	Principal	Interest	Total Payment	Principal	Interest	Total Payment	Principal	Interest
<b>Balance At Year Start</b>		193,188.48			135,758.04			67,884.52					
October	payment	5,221.04			5,221.04			5,221.04					
	principal/interest		4,637.62	583.42		4,803.90	417.14		5,008.13	212.91			
November	payment	5,220.04			5,221.04			5,221.04					
	principal/interest		4,652.49	567.55		4,819.31	401.73		5,024.20	196.84			
December	payment	5,221.04			5,221.04			5,221.04					
	principal/interest		4,667.42	553.62		4,819.31	401.73		5,040.31	180.73			
January	payment	5,221.04			10,442.08			5,221.04					
	principal/interest		4,682.39	538.65		9,716.12	725.96		5,056.47	164.57			
February	payment	5,221.04			5,221.04			5,221.04					
	principal/interest		4,697.41	523.63		4,881.45	339.59		5,072.71	148.33			
March	payment	5,221.04			5,221.04			5,221.04					
	principal/interest		4,712.48	508.56		4,897.10	323.94		5,088.97	132.07			
April	payment	5,221.04			5,221.04								
	principal/interest		4,727.59	493.45		4,012.82	308.22						
May	payment	5,221.04			5,221.04								
	principal/interest		4,742.76	478.28		4,928.57	292.47						
June	payment	5,221.04			5,221.04								
	principal/interest		4,757.97	463.07		4,944.38	276.66						
July	payment	5,221.04			5,221.04								
	principal/interest		4,773.23	447.81		4,960.25	260.79						
August	payment	5,221.04			5,221.04								
	principal/interest		4,788.54	432.50		4,976.16	244.88						
September	payment	0.00			5,221.04								
	principal/interest		0.00	0.00		4,992.12	228.92						
<b>Total Payments as of Current Date</b>													
	Total Payments	57,430.44			67,873.52			31,326.24					
	Principal		51,839.90			63,651.49		30,290.79					
	Interest			5,590.54			4,222.03		1,035.45				
<b>Balance as of Current Period</b>													
		135,758.04			67,884.52			36,558.28					



GILLESPIE COUNTY, TEXAS  
 Capital Assets Lease/Purchase ... Contract 7756, June.2017  
 Road & Bridge Departments

PROJECTED Payments

PROJECTED Payments	FY2017			FY2018			FY2019			FY2020			FY2021			FY2022		
	Total Payment	Principal	Interest	Total Payment	Principal	Interest	Total Payment	Principal	Interest	Total Payment	Principal	Interest	Total Payment	Principal	Interest	Total Payment	Principal	Interest
<b>Balance At Year Start</b>	665,051.40			631,798.83			498,788.55			365,778.27			232,767.99			99,757.71		
October	payment			11,084.19			11,084.19			11,084.19			11,084.19			11,084.19		
	principal/interest				9,273.41	1,810.78		9,628.26	1,455.93		9,996.69	1,087.50		10,379.21	704.98		10,776.38	307.81
November	payment			11,084.19			11,084.19			11,084.19			11,084.19			11,084.19		
	principal/interest				9,302.48	1,781.71		9,658.44	1,425.75		10,028.02	1,056.17		10,411.75	672.44		10,810.15	274.04
December	payment			11,084.19			11,084.19			11,084.19			11,084.19			11,084.19		
	principal/interest				9,331.63	1,752.56		9,688.71	1,395.48		10,059.45	1,024.74		10,444.38	639.81		10,844.03	240.16
January	payment			11,084.19			11,084.19			11,084.19			11,084.19			11,084.19		
	principal/interest				9,360.88	1,723.31		9,719.08	1,365.11		10,090.98	993.21		10,477.11	607.08		10,878.02	206.17
February	payment			11,084.19			11,084.19			11,084.19			11,084.19			11,084.19		
	principal/interest				9,390.22	1,693.97		9,749.54	1,334.65		10,122.61	961.58		10,509.95	574.24		10,912.11	172.08
March	payment			11,084.19			11,084.19			11,084.19			11,084.19			11,084.19		
	principal/interest				9,419.65	1,664.54		9,780.09	1,304.10		10,154.33	929.86		10,542.89	541.30		10,946.31	137.88
April	payment			11,084.19			11,084.19			11,084.19			11,084.19			11,084.19		
	principal/interest				9,449.17	1,635.02		9,810.75	1,273.44		10,186.16	898.03		10,575.93	508.26		10,980.62	103.57
May	payment			11,084.19			11,084.19			11,084.19			11,084.19			11,084.19		
	principal/interest				9,478.79	1,605.40		9,841.50	1,242.69		10,218.08	866.11		10,609.08	475.11		11,015.04	69.15
June	payment			11,084.19			11,084.19			11,084.19			11,084.19			11,084.19		
	principal/interest				9,508.50	1,575.69		9,872.34	1,211.85		10,250.11	834.08		10,642.33	441.86		11,049.42	34.77
July	payme	11,084.19		11,084.19			11,084.19			11,084.19			11,084.19					
	principal/interest	6,036.90	5,047.29		9,538.30	1,545.89		9,903.28	1,180.91		10,282.23	801.96		10,675.68	408.51			
August	payme	11,084.19		11,084.19			11,084.19			11,084.19			11,084.19					
	principal/interest	9,215.56	1,868.63		9,568.19	1,516.00		9,934.32	1,149.87		10,314.46	769.73		10,709.14	375.05			
September	payme	11,084.19		11,084.19			11,084.19			11,084.19			11,084.19					
	principal/interest	9,244.44	1,839.75		9,598.18	1,486.01		9,965.46	1,118.73		10,346.79	737.40		10,742.71	341.48			
<b>Total Proposed Payments Per Year</b>																		
Total Payments	33,252.57			133,010.28			133,010.28			133,010.28			133,010.28			99,757.71		
Principal	24,496.90			113,219.40			117,551.77			122,049.91			126,720.16			98,212.08		
Interest		8,755.67		19,790.88			15,458.51			10,960.37			6,290.12			1,545.63		
<b>Projected Balance Year End</b>																		
	631,798.83			498,788.55			365,778.27			232,767.99			99,757.71			0.00		



GILLESPIE COUNTY, TEXAS  
 Capital Assets Lease/Purchase ... Contract 7756, June.2017  
 Road & Bridge Departments

ACTUAL Payments

ACTUAL Payments	FY2017			FY2018		
	Total Payment	Principal	Interest	Total Payment	Principal	Interest
Balance At Year Start	665,051.40			631,798.83		
October payment				11,084.19		
principal/interest					9,273.41	1,810.78
November payment				11,084.19		
principal/interest					9,302.47	1,781.72
December payment				11,084.19		
principal/interest					9,331.62	1,752.57
January payment				11,084.19		
principal/interest					9,360.88	1,723.31
February payment				11,084.19		
principal/interest					9,390.23	1,693.96
March payment				10,184.19		
principal/interest					9,419.64	764.55
April payment						
principal/interest						
May payment						
principal/interest						
June payment						
principal/interest						
July payment	11,084.19					
principal/interest		6,036.90	5,047.29			
August payment	11,084.19					
principal/interest		9,215.56	1,868.63			
September payment	11,084.19					
principal/interest		9,244.44	1,839.75			
<b>Total Payments as of Current Date</b>						
Total Payments	33,252.57			65,605.14		
Principal		24,496.90			56,078.25	
Interest			8,755.67			9,526.89
<b>Balance as of Current Period</b>						
				631,798.83		566,193.69

GILLESPIE COUNTY, TEXAS  
 Capital Assets Lease/Purchase ... Contract ----, October.2017  
 Road & Bridge Departments

PROJECTED Payments

PROJECTED Payments	FY2018			FY2019			FY2020			FY2021			FY2022		
	Total Payment	Principal	Interest	Total Payment	Principal	Interest	Total Payment	Principal	Interest	Total Payment	Principal	Interest	Total Payment	Principal	Interest
<b>Balance At Year Start</b>	932,648.64			832,722.00			699,486.48			566,250.96			433,015.44		
October	payment			11,102.96			11,102.96			11,102.96			11,102.96		
	principal/interest				8,800.62	2,302.34		9,134.01	1,968.95		9,480.02	1,622.94		9,839.15	1,263.81
November	payment			11,102.96			11,102.96			11,102.96			11,102.96		
	principal/interest				8,827.93	2,275.03		9,162.35	1,940.61		9,509.44	1,593.52		9,869.68	1,233.28
December	payment			11,102.96			11,102.96			11,102.96			11,102.96		
	principal/interest				8,855.33	2,247.63		9,190.79	1,912.17		9,538.95	1,564.01		9,900.31	1,202.65
January	payment	11,102.96		11,102.96			11,102.96			11,102.96			11,102.96		
	principal/interest		6,190.70	4,912.26	8,882.81	2,220.15		9,219.31	1,883.65		9,568.56	1,534.40		9,931.04	1,171.92
February	payment	11,102.96		11,102.96			11,102.96			11,102.96			11,102.96		
	principal/interest		8,585.15	2,517.81	8,910.38	2,192.58		9,247.92	1,855.04		9,598.25	1,504.71		9,961.86	1,141.10
March	payment	11,102.96		11,102.96			11,102.96			11,102.96			11,102.96		
	principal/interest		8,611.79	2,491.17	8,938.03	2,164.93		9,276.62	1,826.34		9,628.04	1,474.92		9,992.77	1,110.19
April	payment	11,102.96		11,102.96			11,102.96			11,102.96			11,102.96		
	principal/interest		8,638.52	2,464.44	8,965.76	2,137.20		9,305.41	1,797.55		9,657.92	1,445.04		10,023.78	1,079.18
May	payment	11,102.96		11,102.96			11,102.96			11,102.96			11,102.96		
	principal/interest		8,665.33	2,437.63	8,993.59	2,109.37		9,334.29	1,768.67		9,687.89	1,415.07		10,054.89	1,048.07
June	payment	11,102.96		11,102.96			11,102.96			11,102.96			11,102.96		
	principal/interest		8,692.22	2,410.74	9,021.50	2,081.46		9,363.25	1,739.71		9,717.95	1,385.01		10,086.09	1,016.87
July	payment	11,102.96		11,102.96			11,102.96			11,102.96			11,102.96		
	principal/interest		8,719.19	2,383.77	9,049.50	2,053.46		9,392.31	1,710.65		9,748.11	1,354.85		10,117.39	985.57
August	payment	11,102.96		11,102.96			11,102.96			11,102.96			11,102.96		
	principal/interest		8,746.25	2,356.71	9,077.58	2,025.38		9,421.46	1,681.50		9,778.36	1,324.60		10,148.79	954.17
September	payment	11,102.96		11,102.96			11,102.96			11,102.96			11,102.96		
	principal/interest		8,773.39	2,329.57	9,105.75	1,997.21		9,450.70	1,652.26		9,808.71	1,294.25		10,180.28	922.68
<b>Total Proposed Payments Per Year</b>															
Total Payments	932,648.64	99,926.64		133,235.52			133,235.52			133,235.52			133,235.52		
Total Principal	817,515.25		75,622.54		107,428.78			111,498.42			115,722.20			120,106.03	
Total Interest	115,133.39		24,304.10			25,806.74			21,737.10			17,513.32			13,129.49
<b>Projected Balance Year End</b>															
			832,722.00			699,486.48									299,779.92



GILLESPIE COUNTY, TEXAS  
 Capital Assets Lease/Purchase ... Contract ----, October.2017  
 Road & Bridge Departments

ACTUAL Payments

FY2023			FY2024			FY2025		
Total Payment	Principal	Interest	Total Payment	Principal	Interest	Total Payment	Principal	Interest
299,779.92			166,544.40			33,308.88		
11,102.96			11,102.96			11,102.96		
	10,211.88	891.08		10,598.73	504.23		11,000.23	102.73
11,102.96			11,102.96			11,102.96		
	10,243.57	859.39		10,631.62	471.34		11,034.37	68.59
11,102.96			11,102.96			11,102.96		
	10,275.36	827.60		10,664.61	438.35		11,068.58	34.38
11,102.96			11,102.96					
	10,307.25	795.71		10,697.71	405.25			
11,102.96			11,102.96					
	10,339.23	763.73		10,730.91	372.05			
11,102.96			11,102.96					
	10,371.32	731.64		10,764.21	338.75			
11,102.96			11,102.96					
	10,403.50	699.46		10,797.61	305.35			
11,102.96			11,102.96					
	10,435.79	667.17		10,831.12	271.84			
11,102.96			11,102.96					
	10,468.18	634.78		10,864.73	238.23			
11,102.96			11,102.96					
	10,500.66	602.30		10,898.45	204.51			
11,102.96			11,102.96					
	10,533.25	569.71		10,932.27	170.69			
11,102.96			11,102.96					
	10,565.94	537.02		10,966.20	136.76			
<b>Total</b>								
133,235.52			133,235.52			33,308.88		
	124,655.93			129,378.17			33,103.18	
		8,579.59			3,857.35			205.70
166,544.40			33,308.88			(0.00)		

ACTUAL Payments		FY2018			FY2019		
		Total Payment	Principal	Interest	Total Payment	Principal	Interest
<b>Balance At Year Start</b>		313,262.40			268,850.56		
October	payment				0.00		
	principal/interest						
November	payment				0.00		
	principal/interest						
December	payment	11,102.96			0.00		
	principal/interest		6,190.71	4,912.25			
January	payment	11,102.96			0.00		
	principal/interest		8,585.15	2,517.81			
February	payment	11,102.96			0.00		
	principal/interest		8,611.79	2,491.17			
March	payment	11,102.96			0.00		
	principal/interest		8,638.51	2,464.45			
April	payment	0.00			0.00		
	principal/interest						
May	payment	0.00			0.00		
	principal/interest						
June	payment	0.00			0.00		
	principal/interest						
July	payment	0.00			0.00		
	principal/interest						
August	payment	0.00			0.00		
	principal/interest						
September	payment	0.00			0.00		
	principal/interest						
<b>Total Payments as of Current Date</b>							
Total Payments		44,411.84			0.00		
Principal			32,026.16			0.00	
Interest				12,385.68			0.00
<b>Balance as of Current Period</b>							
		268,850.56			268,850.56		



**GILLESPIE COUNTY, TEXAS**  
Public Property Finance ... Contract 6774, October 24, 2014  
Sheriff Office ... Law Enforcement Radio System Upgrade

**PROJECTED Payments**

PROJECTED Payments	FY2017			FY2018			FY2019			FY2020			FY2021			FY2022			FY2023			FY2024			FY2025			
	Total Payment	Principal	Interest	Total Payment	Principal	Interest	Total Payment	Principal	Interest	Total Payment	Principal	Interest	Total Payment	Principal	Interest	Total Payment	Principal	Interest	Total Payment	Principal	Interest	Total Payment	Principal	Interest	Total Payment	Principal	Interest	
Balance Year Start	554,260.91			485,692.55			417,124.19			348,555.83			279,987.47			211,419.11			142,850.75			74,282.39			5,714.03			
October	payment	5,714.03			5,714.03			5,714.03			5,714.03			5,714.03			5,714.03			5,714.03			5,714.03			5,714.03		
	principal/interest	4,291.13	1,422.90		4,445.88	1,268.15		4,606.21	1,107.82		4,772.32	941.71		4,944.43	769.60		5,122.74	591.29		5,307.48	406.55		5,498.88	215.15		5,696.97	17.06	
November	payment	5,714.03			5,714.03			5,714.03			5,714.03			5,714.03			5,714.03			5,714.03			5,714.03					
	principal/interest	4,303.81	1,410.22		4,459.02	1,255.01		4,619.83	1,094.20		4,786.43	927.60		4,959.04	754.99		5,137.88	576.15		5,323.17	390.86		5,515.14	198.89				
December	payment	5,714.03			5,714.03			5,714.03			5,714.03			5,714.03			5,714.03			5,714.03			5,714.03					
	principal/interest	4,316.54	1,397.49		4,472.21	1,241.82		4,633.49	1,080.54		4,800.58	913.45		4,973.71	740.32		5,153.07	560.96		5,338.91	375.12		5,531.45	182.58				
January	payment	5,714.03			5,714.03			5,714.03			5,714.03			5,714.03			5,714.03			5,714.03			5,714.03					
	principal/interest	4,329.30	1,384.73		4,485.43	1,228.60		4,647.19	1,066.84		4,814.78	899.25		4,988.41	725.62		5,168.31	545.72		5,354.69	359.34		5,547.80	166.23				
February	payment	5,714.03			5,714.03			5,714.03			5,714.03			5,714.03			5,714.03			5,714.03			5,714.03					
	principal/interest	4,342.10	1,371.93		4,498.69	1,215.34		4,660.93	1,053.10		4,829.01	885.02		5,003.16	710.87		5,183.59	530.44		5,370.53	343.50		5,564.20	149.83				
March	payment	5,714.03			5,714.03			5,714.03			5,714.03			5,714.03			5,714.03			5,714.03			5,714.03					
	principal/interest	4,354.94	1,359.09		4,511.99	1,202.04		4,674.71	1,039.32		4,843.29	870.74		5,017.95	696.08		5,198.92	515.11		5,386.41	327.62		5,580.65	133.38				
April	payment	5,714.03			5,714.03			5,714.03			5,714.03			5,714.03			5,714.03			5,714.03			5,714.03					
	principal/interest	4,367.82	1,346.21		4,525.33	1,188.70		4,688.53	1,025.50		4,857.61	856.42		5,032.79	681.24		5,214.29	499.74		5,402.33	311.70		5,597.15	116.88				
May	payment	5,714.03			5,714.03			5,714.03			5,714.03			5,714.03			5,714.03			5,714.03			5,714.03					
	principal/interest	4,380.73	1,333.30		4,538.71	1,175.32		4,702.39	1,011.64		4,871.97	842.06		5,047.67	666.36		5,229.71	484.32		5,418.30	295.73		5,613.70	100.33				
June	payment	5,714.03			5,714.03			5,714.03			5,714.03			5,714.03			5,714.03			5,714.03			5,714.03					
	principal/interest	4,393.68	1,320.35		4,552.13	1,161.90		4,716.30	997.73		4,886.38	827.65		5,062.60	651.43		5,245.17	468.86		5,434.32	279.71		5,630.30	83.73				
July	payment	5,714.03			5,714.03			5,714.03			5,714.03			5,714.03			5,714.03			5,714.03			5,714.03					
	principal/interest	4,406.67	1,307.36		4,565.59	1,148.44		4,730.24	983.79		4,900.83	813.20		5,077.56	636.47		5,260.68	453.35		5,450.39	263.64		5,646.95	67.08				
August	payment	5,714.03			5,714.03			5,714.03			5,714.03			5,714.03			5,714.03			5,714.03			5,714.03					
	principal/interest	4,419.70	1,294.33		4,579.09	1,134.94		4,744.23	969.80		4,915.32	798.71		5,092.58	621.45		5,276.23	437.80		5,466.51	247.52		5,663.65	50.38				
September	payment	5,714.03			5,714.03			5,714.03			5,714.03			5,714.03			5,714.03			5,714.03			5,714.03					
	principal/interest	4,432.77	1,281.26		4,592.63	1,121.40		4,758.25	955.78		4,929.85	784.18		5,107.63	606.40		5,291.83	422.20		5,482.67	231.36		5,680.39	33.64				
<b>Total Proposed Payments Per Year</b>	Total Payments	68,568.36			68,568.36			68,568.36			68,568.36			68,568.36			68,568.36			68,568.36			68,568.36			5,714.03		
	Principal	52,339.19			54,226.70			56,182.30			58,208.37			60,307.53			62,482.42			64,735.71			67,070.26			5,696.97		
	Interest	16,229.17			14,341.66			12,386.06			10,359.99			8,260.83			6,085.94			3,832.65			1,498.10				17.06	
<b>Projected Balance Year End</b>		485,692.55			417,124.19			348,555.83			279,987.47			211,419.11			142,850.75			74,282.39			5,714.03			0.00		



**GILLESPIE COUNTY, TEXAS**  
**Public Property Finance ... Contract 6774, October 24, 2014**  
**Sheriff Office ... Law Enforcement Radio System Upgrade**

**ACTUAL Payments**

ACTUAL Payments	FY2016			FY2017			FY2018		
	Total Payment	Principal	Interest	Total Payment	Principal	Interest	Total Payment	Principal	Interest
Balance Year Start	623,572.07			555,003.71			486,435.35		
October payment	5,714.03			5,714.03			5,714.03		
principal/interest		4,141.76	1,572.27		4,291.13	1,422.90		4,445.88	1,268.15
November payment	5,714.03			5,714.03			5,714.03		
principal/interest		4,154.01	1,560.02		4,303.81	1,410.22		4,459.02	1,255.01
December payment	5,714.03			5,714.03			5,714.03		
principal/interest		4,166.29	1,547.74		4,316.54	1,397.49		4,472.21	1,241.82
January payment	5,714.03			5,714.03			5,714.03		
principal/interest		4,178.61	1,535.42		4,329.30	1,384.73		4,485.43	1,228.60
February payment	5,714.03			5,714.03			5,714.03		
principal/interest		4,190.96	1,523.07		4,342.10	1,371.93		4,498.69	1,215.34
March payment	5,714.03			5,714.03			5,714.03		
principal/interest		4,203.35	1,510.68		4,354.94	1,359.09		4,511.99	1,202.04
April payment	5,714.03			5,714.03					
principal/interest		4,215.78	1,498.25		4,367.82	1,346.21			
May payment	5,714.03			5,714.03					
principal/interest		4,228.25	1,485.78		4,380.73	1,333.30			
June payment	5,714.03			5,714.03					
principal/interest		4,240.75	1,473.28		4,393.68	1,320.35			
July payment	5,714.03			5,714.03					
principal/interest		4,253.29	1,460.74		4,406.67	1,307.36			
August payment	5,714.03			5,714.03					
principal/interest		4,265.86	1,448.17		4,419.70	1,294.33			
September payment	5,714.03			5,714.03					
principal/interest		4,278.48	1,435.55		4,432.77	1,281.26			
<b>Total Payments Current Period</b>									
Total Payments	68,568.36			68,568.36			34,284.18		
Principal		50,517.39			52,339.19			26,873.22	
Interest			18,050.97			16,229.17			7,410.96
<b>Balance Current Period</b>									
		555,003.71		486,435.35			452,151.17		

County of Gillespie  
 District Clerk Bond / Trust Recap  
 October 2017 - September 2018  
 Funds Managed by County Treasurer

Cause Description	Cause No	Initial Investment Face Value	Prior Interest			Current Year Interest												Cause Description	Released Investments	Current Balances	Current Year Interest	Total Interest
			Adjusted Interest	TexPool Interest	TexPool Account																	
					Oct. 2017	Nov. 2017	Dec. 2017	Jan. 2018	Feb. 2018	Mar. 2018	Apr. 2018	May. 2018	Jun. 2018	Jul. 2018	Aug. 2018	Sep. 2018						
Sonstegard / Curtis	2705	1,000.00	792.80	31.52	closed 05 2004/transferred to District Clerk Acct 117												Sonstegard / Curtis	1,824.32			824.32	
State v Montagnino	4073	10,000.00	43.82	171.08	closed 04 2004												State v Montagnino	10,214.90			214.90	
State v Chow	4232	10,000.00		31.34	closed 05 2004/transferred to District Clerk Acct 117												State v Chow	10,031.34			31.34	
State v Loui	4233	10,000.00		25.50	closed 04 2004												State v Loui	10,025.50			25.50	
State v Duecker	4261	20,000.00		33.03	closed 05 2004/transferred to District Clerk Acct 117												State v Duecker	20,033.03			33.03	
State v Duecker	4262	20,000.00		33.03	closed 05 2004/transferred to District Clerk Acct 117												State v Duecker	20,033.03			33.03	
Wheatcraft v Meier	6978	500.00	236.07	167.85	0.79	0.78	0.90	1.00	0.94	1.17								909.50	5.58	409.50		
Munsell Meier v Robinson	7227	1,000.00	390.71	254.33	closed 03 11 2008												Munsell Meier v Robinson	1,645.04			645.04	
Pauls v Bird	8623	500.00	77.66	131.73	0.62	0.61	0.71	0.78	0.73	0.92									713.76	4.37	213.76	
Pruitt v Danes	8764	1,000.00	128.41	16.95	closed 02 2004												Pruitt v Danes	1,145.36			145.36	
Damron (Investment)	8766	500.00		24.86	closed 10 2005												Damron (Investment)	524.86			24.86	
Tin Star Ranch	9411	500.00	5.37	32.96	closed 02 03 2006												Tin Star Ranch	538.33			38.33	
Hearne & Phillips	9461	100.00	1.07	23.04	0.11	0.11	0.12	0.14	0.13	0.16									124.88	0.77	24.88	
Haggard v Schroeder	9666	500.00	1.19	114.24	0.54	0.53	0.62	0.68	0.64	0.80									619.24	3.81	119.24	
Staats v Tonn	9752	1,000.00		17.85	closed 12 2003												Staats v Tonn	1,017.85			17.85	
Silver Deer v Senkbeil	10010	100.00		21.79	0.11	0.11	0.12	0.13	0.13	0.16									122.55	0.76	22.55	
Ankem v Woods & Schmidt	10154	1,000.00		55.01	closed 03 06 2006												Ankem v Woods & Schmidt	1,055.01			55.01	
Sledge v Jones	10370	1,000.00		202.54	1.05	1.04	1.20	1.33	1.24	1.56									1,209.96	7.42	209.96	
Whitewood v Hartel	10373	100.00		20.30	0.11	0.10	0.12	0.13	0.12	0.16									121.04	0.74	21.04	
Ballard v Keidel	10412	1,000.00		4.31	closed 12 2004												Ballard v Keidel	1,004.31			4.31	
Parker/Roscoe L	10522	23,800.00		2,639.22	closed 07 12 2007												Parker/Roscoe L	26,439.22			2,639.22	
Harris v Fourton (dba Silver Deer)	10779	1,000.00		163.48	1.02	1.01	1.16	1.29	1.20	1.50									1,170.66	7.18	170.66	
Fonder v Salinas	10930	200.00		29.76	0.20	0.20	0.23	0.25	0.24	0.30									231.18	1.42	31.18	
City of Fbg v Penick	10970	274,045.00		118.40	closed 09 21 2006												City of Fbg v Penick	274,163.40			118.40	
A J Waight v LCRA	11042	250.00		1.06	closed 07 20 2006												A J Waight v LCRA	251.06			1.06	
Jenschke v Friedrich	11228	1,000.00		15.72	closed 06 01 2007												Jenschke v Friedrich	1,015.72			15.72	
Quest Oil v Wallen and B&B Oil	11259	1,000.00		74.17	closed 03 24 2011												Quest Oil v Wallen and B&B Oil	1,074.17			74.17	
Cornestone v Parker	11336	1,000.00		63.26	0.93	0.92	1.06	1.18	1.10	1.38									1,069.83	6.57	69.83	
Irwin vs Irwin	11399	303,022.74		3,310.61	closed 06 07 2011												Irwin vs Irwin	306,333.35			3,310.61	
Herb Venture v Varney	11703	250.00		6.62	0.22	0.22	0.26	0.28	0.27	0.33									258.20	1.58	8.20	
Dolezal vs Dolezal	11812	1,000.00		7.95	closed 10 2012												Dolezal vs Dolezal	1,007.95			7.95	



County of Gillespie  
 District Clerk Bond / Trust Recap  
 October 2017 - September 2018  
 Funds Managed by County Treasurer

Cause Description	Cause No	Initial Investment Face Value	Prior Interest		Current Year Interest												Cause Description	Released Investments	Current Balances	Current Year Interest	Total Interest		
			Adjusted Interest	TexPool Interest	TexPool Account																		
					Oct.2017	Nov.2017	Dec.2017	Jan.2018	Feb.2018	Mar.2018	Apr.2018	May.2018	Jun.2018	Jul.2018	Aug.2018	Sep.2018							
Bredemus and J&B Cheese v Just	11877	1,000.00		19.74	0.89	0.88	1.02	1.13	1.06	1.32									Bredemus and J&B Cheese v Just		1,026.04	6.30	26.04
Prause &Thompson v Bierschwale	11897	100.00		1.90	0.09	0.09	0.10	0.11	0.11	0.13									Prause &Thompson v Bierschwale		102.53	0.63	2.53
Rutherford v Rather & Kamp	11904	100.00		1.90	0.09	0.09	0.10	0.11	0.11	0.13									Rutherford v Rather & Kamp		102.53	0.63	2.53
Querner v Lester	11928A	1,000.00		9.14	closed 06 26 2017													1,009.14		9.14			
TexHillCo EmployeesC.U. vs Beckmann	12195	100.00		0.05	closed 01 19 2010													100.05		0.05			
Fulton v Coleman	12209	500.00		8.05	0.45	0.44	0.51	0.56	0.53	0.66									Fulton v Coleman		511.20	3.15	11.20
IBT Int v Grammer	12228	115,000.00		130.48	closed 06 2014													115,130.48		130.48			
Ferrell vs Hall, Executor Estate of Klein, Deceased	12369	500.00		0.60	closed 12 27 2010													500.60		0.60			
Baby vs Doggett	12603	400.00		0.35	closed 02 14 2012													400.35		0.35			
Cover v Chase Bank	12964	100.00		1.10	0.09	0.09	0.10	0.11	0.10	0.13									Cover v Chase Bank		101.72	0.62	1.72
Balero v Federal Home Mortgage	13025	250.00		2.99	0.22	0.22	0.25	0.28	0.26	0.33									Balero v Federal Home Mortgage		254.55	1.56	4.55
LCRA vs TRT Ranch	13119	949,500.00		45.58	closed 09 10 2013													949,545.58		45.58			
LCRA vs Oehler	13120	195,000.00		9.36	closed 09 10 2013													195,009.36		9.36			
LCRA vs Wahrmond	13121	177,000.00		8.49	closed 09 10 2013													177,008.49		8.49			
Collins, Estate of Smith v Bank of America	13203	500.00		5.84	0.44	0.44	0.51	0.56	0.52	0.65									Collins, Estate of Smith v Bank of America		508.96	3.12	8.96
Whatley, et al vs Live Springs, et al	13291	500.00		5.61	0.44	0.44	0.51	0.56	0.52	0.65									Whatley, et al vs Live Springs, et al		508.73	3.12	8.73
Bruce Kneese vs New York Life Insurance and Annuity Corp, et	13320	951.17	opened 03 03 2014	0.30	closed 03 05 2015													951.47		0.30			
Hampton vs Spornhauer	13343	2,000.00		22.38	1.77	1.75	2.02	2.24	2.09	2.62									Hampton vs Spornhauer		2,034.87	12.49	34.87
Kerville Professional Properties LTD ... vs Friendship Village Owner's Asn, Inc ...	13640		per District Clerk ... case settled ... awaiting court order to release ... 03 03 2014 ... LL																Kerville Professional Properties LTD ... vs Friendship Village Owner's Asn, Inc ...		0.00		0.00
In the Matter of the Marriage of Roxanne L Pennington & Gerard M Pennington and In the Interest of Sarah Pennington & Matthew Pennington, Children	13683	500.00	opened 03 03 2014	5.25	0.44	0.44	0.51	0.56	0.52	0.65									In the Matter of the Marriage of Roxanne L Pennington & Gerard M Pennington and In the Interest of Sarah Pennington & Matthew Pennington, Children		508.37	3.12	8.37
Berry vs Cardash	13859	500,984.49	opened 09 11 2014	159.13	closed 2015 06 11													501,143.62		159.13			
Berry vs Cardash ... TRO	13859TRO	5,000.00	opened 09 11 2014	52.09	4.43	4.36	5.06	5.61	5.20	6.53									Berry vs Cardash ... TRO		5,083.28	31.19	83.28
Roscoe L Parker Guardianship	10522(a)	7,500.00		587.17	closed 07 12 2007													8,087.17		587.17			
State v Farmer	3870A	4,000.00		504.78	closed 05 2004/transferred to District Clerk Acct 117													4,572.49		572.49			
State v Farmer	3870B	1,000.00		126.19	closed 05 2004/transferred to District Clerk Acct 117													1,146.08		146.08			
Damron (trust)	8766(A)	26,278.61		92.83	closed 01 2005													26,371.44		92.83			
<b>Totals</b>		<b>2,676,132.01</b>		<b>2,308.07</b>	<b>9,101.44</b>	<b>15.05</b>	<b>14.87</b>	<b>17.19</b>	<b>19.02</b>	<b>17.76</b>	<b>22.24</b>	<b>0.00</b>	<b>0.00</b>	<b>0.00</b>	<b>0.00</b>	<b>0.00</b>	<b>0.00</b>	<b>0.00</b>	<b>Totals</b>	<b>2,670,354.07</b>	<b>17,293.58</b>	<b>106.13</b>	<b>11,515.64</b>

**County of Gillespie**  
**County Clerk Holding Account Recap**  
 October 2017 -September 2018  
 Funds Managed by County Treasurer

Cause	Investment Face	Prior Interest		Current Year Interest												Cause	Released Investment	Current Balances	Total Interest
		Adjusted	TexPool	TexPool Account															
	Value	Interest	Interest	Oct.2017	Nov.2017	Dec.2017	Jan.2018	Feb.2018	Mar.2018	Apr.2018	May.2018	Jun.2018	Jul.2018	Aug.2018	Sep.2018			FY2018	
Cause 9145 Doyle/Michael J Guardianship additional funds added July.2013 of \$682.40 to original face of \$119,517.83 or \$120,200.23 principal	120,200.23		1,532.25	106.67	105.19	121.88	134.67	125.97	157.45								0.00	122,484.31	751.83
Cause 8132 Roscoe L Parker	7,500.00		97.71	04.2006 account closed ... case transferred to District Court												Cause 8132 Roscoe L Parker	7,597.71	0.00	
Cause 8321 David Eugene Reynolds	100,000.00		11,872.07	closed 07.14.2008												Cause 8321 David Eugene Reynolds	111,872.07	0.00	
<b>Investment Totals</b>	<b>107,500.00</b>	<b>0.00</b>	<b>13,502.03</b>	<b>106.67</b>	<b>105.19</b>	<b>121.88</b>	<b>134.67</b>	<b>125.97</b>	<b>157.45</b>	<b>0.00</b>	<b>0.00</b>	<b>0.00</b>	<b>0.00</b>	<b>0.00</b>	<b>0.00</b>	<b>0.00</b>	<b>119,469.78</b>	<b>122,484.31</b>	<b>751.83</b>



GILLESPIE COUNTY TEXAS

Investment Performance Summary  
Certificate of Deposits

Financial Institution	FY2018												Year To Date		
	Oct	Nov	Dec	Jan	Feb	Mar	Apr	May	Jun	Jul	Aug	Sep			
<b>Texas Regional Bank</b>													<b>Texas Regional Bank</b>		
Certificate of Deposits ... held at face value													Certificate of Deposits ... held at face value		
Amount of Investment	2,400,000	2,400,000	2,400,000	2,400,000	2,400,000	2,400,000							2,400,000	Average Investment	
Average Interest Rate	0.7196	0.8446	0.9279	1.0529	1.1071	1.2238								0.9793	Average Interest Rate
Earned Interest	1,334.54	1,466.80	1,666.04	1,891.45	2,138.30	2,046.16								10,543.29	Earned Interest
<b>Security State Bank &amp; Trust</b>													<b>Security State Bank &amp; Trust</b>		
Certificate of Deposits ... held at face value													Certificate of Deposits ... held at face value		
Amount of Investment	1,650,000	1,650,000	1,650,000	1,650,000	1,450,000	1,200,000								1,541,667	Average Investment
Average Interest Rate	0.6714	0.6714	0.6714	0.6714	0.7800	0.8750								0.7234	Average Interest Rate
Earned Interest	542.49	1,078.62	1,043.85	1,078.61	1,075.19	839.57								5,658.33	Earned Interest
<b>Multi-Bank Securities ... broker</b>													<b>Multi-Bank Securities ... broker</b>		
Negotiable Certificate of Deposits ... held at face value													Negotiable Certificate of Deposits ... held at face		
Amount of Investment			500,000	500,000	500,000	500,000								500,000	Average Investment
Average Interest Rate			1.9750	1.9750	1.9750	1.9750								1.9750	Average Interest Rate
Earned Interest			0.00	424.66	424.66	383.56								1,232.88	Earned Interest
<b>Financial Northeastern Companies ... broker</b>													<b>Financial Northeastern Companies ... broker</b>		
Negotiable Certificate of Deposits ... held at face value													Negotiable Certificate of Deposits ... held at face		
Amount of Investment						500,000								500,000	Average Investment
Average Interest Rate						2.1000								2.1000	Average Interest Rate
Earned Interest						0.00								0.00	Earned Interest
Sub-Totals	1,877.03	2,545.42	2,709.89	2,970.06	3,213.49	2,885.73								16,201.62	YTD Total

Financial Institution	FY2017												Year To Date		
	Oct	Nov	Dec	Jan	Feb	Mar	Apr	May	Jun	Jul	Aug	Sep			
<b>Texas Regional Bank</b> eff 03.2017 formerly Blanco National Bank													<b>Texas Regional Bank</b> eff 03.2017 formerly Blanco National Bank		
Certificate of Deposits ... held at face value													Certificate of Deposits ... held at face value		
Amount of Investment	2,400,000	2,400,000	2,400,000	2,400,000	2,400,000	2,400,000	2,400,000	2,400,000	2,400,000	2,400,000	2,400,000	2,400,000	2,400,000	2,400,000	Average Investment
Average Interest Rate	0.4500	0.4500	0.4500	0.4500	0.4500	0.4500	0.5125	0.5417	0.5708	0.5946	0.6363	0.6779		0.5195	Average Interest Rate
Earned Interest	887.76	917.28	887.76	917.28	912.34	833.42	917.28	1,011.01	1,104.14	1,126.05	1,206.26	1,302.69		12,023.27	Earned Interest
<b>Security State Bank &amp; Trust</b>													<b>Security State Bank &amp; Trust</b>		
Certificate of Deposits ... held at face value													Certificate of Deposits ... held at face value		
Amount of Investment	2,650,000	2,650,000	2,650,000	2,150,000	2,150,000	2,150,000	2,150,000	2,150,000	2,150,000	1,650,000	1,650,000	1,650,000		2,150,000	Average Investment
Average Interest Rate	0.3667	0.3667	0.3667	0.3688	0.3813	0.3813	0.3938	0.4000	0.4000	0.4000	0.4000	0.4000		0.3854	Average Interest Rate
Earned Interest	782.91	834.46	807.57	834.46	684.74	628.24	704.92	736.74	730.39	706.88	560.53	560.53		8,572.37	Earned Interest

Financial Institution	FY2016												Year To Date		
	Oct	Nov	Dec	Jan	Feb	Mar	Apr	May	Jun	Jul	Aug	Sep			
<b>Blanco National Bank</b>													<b>Blanco National Bank</b>		
Certificate of Deposits ... held at face value													Certificate of Deposits ... held at face value		
Amount of Investment	2,400,000	2,400,000	2,400,000	2,400,000	2,400,000	2,400,000	2,400,000	2,400,000	2,400,000	2,400,000	2,400,000	2,400,000	2,400,000	2,400,000	Average Investment
Average Interest Rate	0.4500	0.4500	0.4500	0.4500	0.4500	0.4500	0.4500	0.4500	0.4500	0.4500	0.4500	0.4500	0.4500	0.4500	Average Interest Rate
Earned Interest	887.76	917.28	887.76	917.28	914.82	860.48	917.28	887.76	917.28	890.22	917.28	917.28		10,832.48	Earned Interest
<b>Security State Bank &amp; Trust</b>													<b>Security State Bank &amp; Trust</b>		
Certificate of Deposits ... held at face value													Certificate of Deposits ... held at face value		
Amount of Investment	2,650,000	2,650,000	2,650,000	2,650,000	2,650,000	2,650,000	2,650,000	2,650,000	2,650,000	2,650,000	2,650,000	2,650,000	2,650,000	2,650,000	Average Investment
Average Interest Rate	0.3500	0.3500	0.3500	0.3500	0.3500	0.3500	0.3500	0.3500	0.3500	0.3556	0.3556	0.3556		0.3514	Average Interest Rate
Earned Interest	762.36	787.76	762.36	787.76	787.76	736.92	787.76	762.36	787.76	762.36	808.99	808.99		9,343.14	Earned Interest

Financial Institution	FY2015												Year To Date		
	Oct	Nov	Dec	Jan	Feb	Mar	Apr	May	Jun	Jul	Aug	Sep			
<b>Blanco National Bank</b>													<b>Blanco National Bank</b>		
Certificate of Deposits ... held at face value													Certificate of Deposits ... held at face value		
Amount of Investment	2,400,000	2,400,000	2,400,000	2,400,000	2,400,000	2,400,000	2,400,000	2,400,000	2,400,000	2,400,000	2,400,000	2,400,000	2,400,000	2,400,000	Average Investment
Average Interest Rate	0.4500	0.4500	0.4500	0.4500	0.4500	0.4500	0.4500	0.4500	0.4500	0.4500	0.4500	0.4500	0.4500	0.4500	Average Interest Rate
Earned Interest	887.76	917.28	887.76	917.28	912.34	833.42	916.05	890.22	917.28	887.76	917.28	917.28		10,801.71	Earned Interest
<b>Security State Bank &amp; Trust</b>													<b>Security State Bank &amp; Trust</b>		
Certificate of Deposits ... held at face value													Certificate of Deposits ... held at face value		
Amount of Investment	2,650,000	2,650,000	2,650,000	2,650,000	2,650,000	2,650,000	2,650,000	2,650,000	2,650,000	2,650,000	2,650,000	2,650,000	2,650,000	2,650,000	Average Investment
Average Interest Rate	0.3500	0.3500	0.3500	0.3500	0.3500	0.3500	0.3500	0.3500	0.3500	0.3500	0.3500	0.3500	0.3500	0.3500	Average Interest Rate
Earned Interest	762.36	787.63	762.36	787.63	786.80	712.48	787.76	762.36	787.76	762.36	787.76	787.76		9,275.02	Earned Interest



GILLESPIE COUNTY TEXAS

Investment Performance Summary  
Certificate of Deposits

Financial Institution	FY2014												Year To Date		
	Oct	Nov	Dec	Jan	Feb	Mar	Apr	May	Jun	Jul	Aug	Sep			
<b>Blanco National Bank</b>													<b>Blanco National Bank</b>		
Certificate of Deposits ... held at face value													Certificate of Deposits ... held at face value		
Amount of Investment	2,400,000	2,400,000	2,400,000	2,400,000	2,400,000	2,400,000	2,400,000	2,400,000	2,400,000	2,400,000	2,400,000	2,400,000	2,400,000	2,400,000	Average Investment
Average Interest Rate	0.5333	0.5167	0.5042	0.4917	0.4875	0.4792	0.4583	0.4500	0.4500	0.4500	0.4500	0.4500	0.4500	0.4500	Average Interest Rate
Earned Interest	1,076.62	1,095.57	1,019.12	1,036.14	1,005.73	910.12	985.20	912.39	925.77	887.76	917.28	917.28	917.28	11,688.98	Earned Interest
<b>Security State Bank &amp; Trust</b>													<b>Security State Bank &amp; Trust</b>		
Certificate of Deposits ... held at face value													Certificate of Deposits ... held at face value		
Amount of Investment	2,650,000	2,650,000	2,650,000	2,650,000	2,650,000	2,650,000	2,650,000	2,650,000	2,650,000	2,650,000	2,650,000	2,650,000	2,650,000	2,650,000	Average Investment
Average Interest Rate	0.3889	0.3889	0.3889	0.3833	0.3722	0.3667	0.3611	0.3556	0.3556	0.3500	0.3500	0.3500	0.3500	0.3676	Average Interest Rate
Earned Interest	871.27	874.78	846.61	874.78	852.59	764.27	834.46	792.22	808.99	782.91	787.76	787.76	787.76	9,878.40	Earned Interest

Financial Institution	FY2013												Year To Date		
	Oct	Nov	Dec	Jan	Feb	Mar	Apr	May	Jun	Jul	Aug	Sep			
<b>Blanco National Bank</b>													<b>Blanco National Bank</b>		
Certificate of Deposits ... held at face value													Certificate of Deposits ... held at face value		
Amount of Investment	2,400,000	2,400,000	2,400,000	2,400,000	2,400,000	2,400,000	2,400,000	2,400,000	2,400,000	2,400,000	2,400,000	2,400,000	2,400,000	2,400,000	Average Investment
Average Interest Rate	0.6500	0.6458	0.6375	0.6250	0.6208	0.6125	0.6125	0.5833	0.5708	0.5583	0.5500	0.5471	0.5471	0.6011	Average Interest Rate
Earned Interest	1,282.08	1,324.80	1,273.86	1,299.33	1,267.84	1,148.97	1,248.39	1,167.00	1,188.96	1,125.91	1,146.51	1,129.53	1,129.53	14,603.18	Earned Interest
<b>Security State Bank &amp; Trust</b>													<b>Security State Bank &amp; Trust</b>		
Certificate of Deposits ... held at face value													Certificate of Deposits ... held at face value		
Amount of Investment	2,650,000	2,650,000	2,650,000	2,650,000	2,650,000	2,650,000	2,650,000	2,650,000	2,650,000	2,650,000	2,650,000	2,650,000	2,650,000	2,650,000	Average Investment
Average Interest Rate	0.4778	0.4778	0.4778	0.4667	0.4444	0.4333	0.4333	0.4111	0.4111	0.4000	0.4000	0.4000	0.4000	0.4361	Average Interest Rate
Earned Interest	1,089.06	1,074.40	1,039.75	1,074.40	1,030.84	917.83	993.69	920.58	942.72	912.36	900.25	900.25	900.25	11,796.13	Earned Interest

Financial Institution	FY2012												Year To Date		
	Oct	Nov	Dec	Jan	Feb	Mar	Apr	May	Jun	Jul	Aug	Sep			
<b>Blanco National Bank</b>													<b>Blanco National Bank</b>		
Certificate of Deposits ... held at face value													Certificate of Deposits ... held at face value		
Amount of Investment	2,400,000	2,400,000	2,400,000	2,400,000	2,400,000	2,400,000	2,400,000	2,400,000	2,400,000	2,400,000	2,400,000	2,400,000	2,400,000	2,400,000	Average Investment
Average Interest Rate	0.8458	0.8083	0.7833	0.7458	0.7333	0.7167	0.6750	0.6583	0.6500	0.6500	0.6500	0.6500	0.6500	0.7139	Average Interest Rate
Earned Interest	1,693.08	1,724.02	1,598.55	1,596.62	1,516.62	1,401.92	1,460.72	1,331.40	1,341.79	1,282.08	1,324.80	1,324.80	1,324.80	17,596.40	Earned Interest
<b>Security State Bank &amp; Trust</b>													<b>Security State Bank &amp; Trust</b>		
Certificate of Deposits ... held at face value													Certificate of Deposits ... held at face value		
Amount of Investment	2,650,000	2,650,000	2,650,000	2,650,000	2,650,000	2,650,000	2,650,000	2,650,000	2,650,000	2,650,000	2,650,000	2,650,000	2,650,000	2,650,000	Average Investment
Average Interest Rate	0.7222	0.7222	0.7222	0.6889	0.6222	0.5889	0.5556	0.5222	0.5222	0.5000	0.5000	0.5000	0.5000	0.5972	Average Interest Rate
Earned Interest	1,800.00	1,605.23	1,553.43	1,605.23	1,477.83	1,334.81	1,363.18	1,195.90	1,210.30	1,171.25	1,125.37	1,125.37	1,125.37	16,567.90	Earned Interest

Financial Institution	FY2011												Year To Date		
	Oct	Nov	Dec	Jan	Feb	Mar	Apr	May	Jun	Jul	Aug	Sep			
<b>Blanco National Bank</b>													<b>Blanco National Bank</b>		
Certificate of Deposits ... held at face value													Certificate of Deposits ... held at face value		
Amount of Investment	2,400,000	2,400,000	2,400,000	2,400,000	2,400,000	2,400,000	2,400,000	2,400,000	2,400,000	2,400,000	2,400,000	2,400,000	2,400,000	2,400,000	Average Investment
Average Interest Rate	1.4625	1.3292	1.2542	1.1938	1.1771	1.1354	1.0313	0.9896	0.9396	0.9104	0.8813	0.8583	0.8583	1.0969	Average Interest Rate
Earned Interest	2,979.48	2,981.13	2,621.94	2,556.45	2,422.88	2,185.34	2,312.03	2,034.21	2,017.07	1,853.37	1,855.68	1,796.22	1,796.22	27,615.80	Earned Interest
<b>Security State Bank &amp; Trust</b>													<b>Security State Bank &amp; Trust</b>		
Certificate of Deposits ... held at face value													Certificate of Deposits ... held at face value		
Amount of Investment	2,650,000	2,650,000	2,650,000	2,650,000	2,650,000	2,650,000	2,650,000	2,650,000	2,650,000	2,650,000	2,650,000	2,650,000	2,650,000	2,650,000	Average Investment
Average Interest Rate	1.1333	1.1333	1.1333	1.1000	1.0222	0.9833	0.9333	0.8833	0.8833	0.8333	0.8333	0.8333	0.8333	0.9754	Average Interest Rate
Earned Interest	2,447.26	2,541.58	2,459.59	2,541.58	2,411.45	2,129.59	2,280.43	2,021.92	2,051.12	1,984.93	1,860.02	1,860.02	1,860.02	26,589.49	Earned Interest

Financial Institution	FY2010												Year To Date		
	Oct	Nov	Dec	Jan	Feb	Mar	Apr	May	Jun	Jul	Aug	Sep			
<b>Blanco National Bank</b>													<b>Blanco National Bank</b>		
Certificate of Deposits ... held at face value													Certificate of Deposits ... held at face value		
Amount of Investment	2,200,000	2,200,000	2,200,000	2,200,000	2,200,000	2,200,000	2,400,000	2,400,000	2,400,000	2,400,000	2,400,000	2,400,000	2,400,000	2,300,000	Average Investment
Average Interest Rate	2.5886	2.4409	2.3500	2.1795	2.1227	2.0091	1.8083	1.7250	1.6208	1.5792	1.5479	1.5104	1.5104	1.9569	Average Interest Rate
Earned Interest	4,775.37	4,836.85	4,413.71	4,390.95	4,057.67	3,597.30	3,753.99	3,567.14	3,516.20	3,197.28	3,218.95	3,155.25	3,155.25	46,480.66	Earned Interest
<b>Security State Bank &amp; Trust</b>													<b>Security State Bank &amp; Trust</b>		
Certificate of Deposits ... held at face value													Certificate of Deposits ... held at face value		
Amount of Investment	400,000	400,000	400,000	400,000	400,000	650,000	2,650,000	2,650,000	2,650,000	2,650,000	2,650,000	2,650,000	2,650,000	1,545,833	Average Investment
Average Interest Rate	1.5750	1.5750	1.5750	1.5750	1.2750	1.2500	1.1333	1.0833	1.0833	1.1389	1.1389	1.1389	1.1389	1.2951	Average Interest Rate
Earned Interest	673.99	535.06	517.82	535.06	532.05	394.25	677.32	2,441.10	2,193.21	2,202.74	2,528.82	2,528.83	2,528.83	15,760.25	Earned Interest



GILLESPIE COUNTY TEXAS

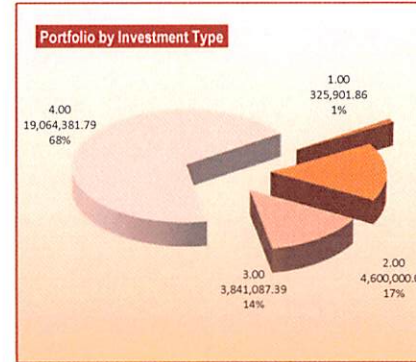
Investment Performance Summary  
Certificate of Deposits

Financial Institution	FY2009												Year To Date	
	Oct	Nov	Dec	Jan	Feb	Mar	Apr	May	Jun	Jul	Aug	Sep		
<b>Blanco National Bank</b>													<b>Blanco National Bank</b>	
Certificate of Deposits ... held at face value													Certificate of Deposits ... held at face value	
Amount of Investment	1,700,000	1,700,000	1,700,000	1,700,000	1,700,000	1,700,000	2,200,000	2,200,000	2,200,000	2,200,000	2,200,000	2,200,000	1,950,000	Average Investment
Average Interest Rate	4.0412	3.6618	3.5353	3.2294	3.1500	3.0147	2.8682	2.7864	2.7864	2.7455	2.6932	2.6409	3.0961	Average Interest Rate
Earned Interest	5,810.95	5,834.80	5,116.43	5,104.40	4,634.27	4,136.41	4,352.75	5,385.78	5,206.30	5,038.38	5,129.86	5,032.19	60,782.52	Earned Interest
<b>Security State Bank &amp; Trust</b>													<b>Security State Bank &amp; Trust</b>	
Certificate of Deposits ... held at face value													Certificate of Deposits ... held at face value	
Amount of Investment	900,000	900,000	900,000	900,000	900,000	900,000	400,000	400,000	400,000	400,000	400,000	400,000	650,000	Average Investment
Average Interest Rate	3.0300	3.0300	3.0300	3.0300	2.4300	2.4300	2.2875	2.0500	2.0500	2.0500	2.0500	2.0500	2.4598	Average Interest Rate
Earned Interest	1,984.94	2,305.90	2,231.52	2,305.90	2,297.68	1,860.84	2,051.10	752.07	696.44	673.99	696.44	696.44	18,553.26	Earned Interest
Financial Institution	FY2008												Year To Date	
	Oct	Nov	Dec	Jan	Feb	Mar	Apr	May	Jun	Jul	Aug	Sep		
<b>Blanco National Bank</b>													<b>Blanco National Bank</b>	
Certificate of Deposits ... held at face value													Certificate of Deposits ... held at face value	
Amount of Investment	1,600,000	1,600,000	1,600,000	1,600,000	1,600,000	1,700,000	1,700,000	1,700,000	1,700,000	1,700,000	1,700,000	1,700,000	1,658,333	Average Investment
Average Interest Rate	5.5531	5.4875	5.4656	5.2313	5.1219	4.9382	4.8206	4.5559	4.5559	4.4235	4.2912	4.1588	4.8836	Average Interest Rate
Earned Interest	7,331.57	7,546.16	7,216.49	7,427.24	7,085.44	6,534.39	7,129.97	6,735.65	6,577.93	6,365.77	6,386.84	6,195.75	82,533.20	Earned Interest
<b>Security State Bank &amp; Trust</b>													<b>Security State Bank &amp; Trust</b>	
Certificate of Deposits ... held at face value													Certificate of Deposits ... held at face value	
Amount of Investment	300,000	300,000	800,000	800,000	800,000	300,000	800,000	800,000	800,000	800,000	800,000	800,000	675,000	Average Investment
Average Interest Rate	5.4483	5.4483	5.0863	4.6288	3.4463	3.9283	3.6963	3.0375	3.0375	3.0375	3.0375	3.0375	3.9058	Average Interest Rate
Earned Interest	1,343.43	1,388.20	1,343.43	3,288.46	3,050.05	2,293.02	1,000.92	2,201.52	2,051.10	1,984.94	2,051.10	2,051.10	24,047.27	Earned Interest
Financial Institution	FY2007												Year To Date	
	Oct	Nov	Dec	Jan	Feb	Mar	Apr	May	Jun	Jul	Aug	Sep		
<b>Blanco National Bank</b>													<b>Blanco National Bank</b>	
Certificate of Deposits ... held at face value													Certificate of Deposits ... held at face value	
Amount of Investment	1,300,000	1,400,000	1,400,000	1,600,000	1,600,000	1,600,000	1,600,000	1,600,000	1,600,000	1,600,000	1,600,000	1,600,000	1,541,667	Average Investment
Average Interest Rate	5.1615	5.3143	5.3679	5.4563	5.5000	5.5313	5.5563	5.5655	5.5875	5.5875	5.5813	5.5750	5.4820	Average Interest Rate
Earned Interest	5,404.13	5,698.91	6,115.12	6,382.63	7,352.09	6,813.15	7,516.46	7,306.91	7,592.89	7,348.01	7,592.89	7,584.39	82,707.58	Earned Interest
<b>Security State Bank &amp; Trust</b>													<b>Security State Bank &amp; Trust</b>	
Certificate of Deposits ... held at face value													Certificate of Deposits ... held at face value	
Amount of Investment	200,000	200,000	200,000	200,000	300,000	300,000	300,000	300,000	300,000	300,000	300,000	300,000	266,667	Average Investment
Average Interest Rate	5.0950	5.0950	5.0950	5.0950	5.4167	5.4167	5.4167	5.4483	5.4483	5.4483	5.4483	5.4483	5.3226	Average Interest Rate
Earned Interest	837.54	865.46	837.54	865.46	865.46	1,246.58	1,380.15	1,335.62	1,388.20	1,343.43	1,388.20	1,388.20	13,741.84	Earned Interest
Financial Institution	FY2006												Year To Date	
	Oct	Nov	Dec	Jan	Feb	Mar	Apr	May	Jun	Jul	Aug	Sep		
<b>Blanco National Bank</b>													<b>Blanco National Bank</b>	
Certificate of Deposits ... held at face value													Certificate of Deposits ... held at face value	
Amount of Investment	1,200,000	1,200,000	1,200,000	1,200,000	1,200,000	1,200,000	1,300,000	1,300,000	1,300,000	1,300,000	1,300,000	1,300,000	1,250,000	Average Investment
Average Interest Rate	3.0933	3.2767	3.6058	4.0142	4.1808	4.3290	4.3885	4.6731	4.6731	4.8080	4.9385	5.0680	4.2541	Average Interest Rate
Earned Interest	3,050.96	3,339.50	3,556.44	3,883.06	4,091.15	3,846.66	4,412.19	4,689.04	4,726.43	4,993.12	5,308.21	5,455.61	51,354.37	Earned Interest
<b>Security State Bank &amp; Trust</b>													<b>Security State Bank &amp; Trust</b>	
Certificate of Deposits ... held at face value													Certificate of Deposits ... held at face value	
Amount of Investment	100,000	100,000	100,000	100,000	100,000	100,000	100,000	200,000	200,000	200,000	200,000	200,000	141,667	Average Investment
Average Interest Rate	3.0000	3.0000	3.0000	3.0000	5.0000	5.0000	5.0000	5.0950	5.0950	5.0950	5.0950	5.0950	4.3729	Average Interest Rate
Earned Interest	246.58	254.80	246.58	254.80	254.80	383.56	424.66	410.96	865.46	837.54	865.46	865.46	5,910.66	Earned Interest
Financial Institution	FY2005												Year To Date	
	Oct	Nov	Dec	Jan	Feb	Mar	Apr	May	Jun	Jul	Aug	Sep		
<b>Blanco National Bank</b>													<b>Blanco National Bank</b>	
Certificate of Deposits ... held at face value													Certificate of Deposits ... held at face value	
Amount of Investment	1,200,000	1,200,000	1,200,000	1,200,000	1,200,000	1,200,000	1,200,000	1,200,000	1,200,000	1,200,000	1,200,000	1,200,000	1,200,000	Average Investment
Average Interest Rate	1.8470	1.8600	1.8808	1.8808	2.0558	2.1558	2.2742	2.2742	2.5408	2.6575	2.8017	2.9267	2.2629	Average Interest Rate
Earned Interest	1,814.02	1,895.70	1,855.10	1,916.93	2,095.26	1,984.55	2,288.18	2,243.02	2,583.80	2,626.65	2,855.39	2,985.79	25,049.33	Earned Interest
<b>Security State Bank &amp; Trust</b>													<b>Security State Bank &amp; Trust</b>	
Certificate of Deposits ... held at face value													Certificate of Deposits ... held at face value	
Amount of Investment					100,000	100,000	100,000	100,000	100,000	100,000	100,000	100,000	100,000	Average Investment
Average Interest Rate					3.0000	3.0000	3.0000	3.0000	3.0000	3.0000	3.0000	3.0000	3.0000	Average Interest Rate
Earned Interest					0.00	230.14	230.14	246.58	254.80	246.58	254.80	254.80	1,717.84	Earned Interest

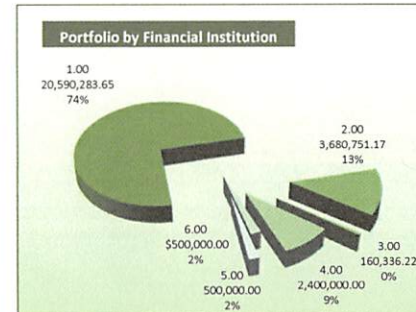
## GILLESPIE COUNTY, TEXAS

### Portfolio Asset Summary by Investment Type As of March 31, 2018 Of funds Managed by County Treasurer Office

Financial Institution Account / Investment Type	Cash Balances As Of March 31, 2018	
<b>Security State Bank &amp; Trust County Depository</b>		
<b>Checking Accounts</b>		
General ... multi-fund account	1.00	
COB 2001, GOB Series 2010 ... Interest & Sinking	1.00	
County Attorney Hot Check Fund	16,869.09	
Appellate Judicial ... CLOSED	0.00	
Justice of Peace No 1	72,906.56	
Justice of Peace No 2	34,294.17	
County Clerk Operating	100,813.44	
District Clerk Operating	101,014.60	
GOB Series 2013 ... Jail Project	1.00	
GOB Series 2013 ... Interest & Sinking	1.00	325,901.86
<b>Sweep Accounts</b>		
General ... multi-fund account	18,746,821.97	
GOB Series 2013 ... Jail Project	28,444.31	
COB 2001, GOB Series 2010 ... Interest & Sinking	35,409.27	
GOB Series 2013 ... Interest & Sinking	253,706.24	19,064,381.79
<b>Certificate of Deposit .. General Fund (10.)</b>		
Closed	0.00	
05.02.2018 maturity	100,000.00	
Closed	0.00	
10.29.2018 maturity	100,000.00	
Closed	0.00	
04.01.2018 maturity	500,000.00	
09.01.2019 maturity	500,000.00	1,200,000.00
		<b>\$ 20,590,283.65</b>
<b>TexPool Investment Service for Public Funds</b>		
<b>Investment Pool</b>		
General ... multi-fund account	3,540,973.28	
Interest & Sinking	0.00	
District Clerk Holding In Trust	17,293.58	
County Clerk Holding In Trust	122,484.31	
GOB Series 2013 ... Jail Project	0.00	3,680,751.17
		<b>\$ 3,680,751.17</b>



Portfolio by Investment Type As of March 31, 2018		
1	325,901.86	Checking Accounts
2	4,600,000.00	Certificates of Deposit
3	3,841,087.39	Investment Pools ... Investment Service for Public Fund
4	19,064,381.79	Sweep Accounts
<b>\$ 27,831,371.04</b>		<b>Total</b>



Portfolio by Financial Institution As of March 31, 2018		
1	20,590,283.65	Security State Bank & Trust
2	3,680,751.17	TexPool
3	160,336.22	Texas Class
4	2,400,000.00	Texas Regional Bank
5	500,000.00	Multi-Bank Securities ... broker
6	500,000.00	Financial Northeastern Companies ... broker
<b>\$ 27,831,371.04</b>		<b>Total</b>



GILLESPIE COUNTY, TEXAS

Portfolio Asset Summary by Investment Type  
As of March 31, 2018  
Of funds Managed by County Treasurer Office

Financial Institution Account / Investment Type	Cash Balances As Of March 31, 2018		
<b>Texas Class</b>			
<b>Investment Service for Public Funds</b>			
<b>Investment Pool</b>			
GOB Series 2013 ... Jail Project	160,336.22	160,336.22	\$ 160,336.22
<b>Texas Regional Bank</b>			
<b>Certificate of Deposit .. General Fund (10.)</b>			
08.07.2019 maturity	100,000.00		
11.11.2019 maturity	100,000.00		
11.02.2019 maturity	100,000.00		
07.19.2018 maturity	100,000.00		
12.07.2019 maturity	100,000.00		
08.07.2019 maturity	100,000.00		
09.07.2019 maturity	100,000.00		
05.28.2018 maturity	100,000.00		
05.28.2018 maturity	100,000.00		
07.02.2019 maturity	100,000.00		
08.02.2019 maturity	100,000.00		
09.02.2019 maturity	100,000.00		
04.18.2018 maturity	100,000.00		
08.22.2019 maturity	100,000.00		
10.30.2019 maturity	100,000.00		
10.30.2019 maturity	100,000.00		
12.04.2019 maturity	100,000.00		
04.01.2018 maturity	100,000.00		
09.01.2019 maturity	100,000.00		
04.01.2018 maturity	100,000.00		
04.01.2018 maturity	100,000.00		
04.15.2018 maturity	100,000.00		
06.01.2018 maturity	100,000.00		
06.15.2018 maturity	100,000.00	2,400,000.00	\$ 2,400,000.00
<b>Multi-Bank Securities ... broker</b>			
<b>Certificate of Deposit .. General Fund (10.)</b>			
12.07.2019 maturity	250,000.00		
12.15.2019 maturity	250,000.00	500,000.00	\$ 500,000.00
<b>Finanacial Northeastern Companies ... broker</b>			
<b>Certificate of Deposit .. General Fund (10.)</b>			
03.29.2019 maturity	200,000.00		
03.29.2019 maturity	200,000.00		
03.29.2019 maturity	100,000.00	500,000.00	\$ 500,000.00
<b>Total</b>			<b>\$ 27,831,371.04</b>

GILLESPIE COUNTY, TEXAS

Portfolio Asset Summary vs. Security Holdings  
As of March 31, 2018

For Funds Held by the County Treasurer and All Fee Offices

Financial Institution Account / Investment Type	Cash Balances as of March 31, 2018	Financial Institution Pledge / Security Holdings
<b>Security State Bank &amp; Trust (SSB&amp;T)</b>		
<b>County Depository</b>	<b>Account Balances</b>	<b>Pledge / Security Holdings</b>
<b>County Treasurer Managed Accounts</b>		
<b>Checking Accounts</b>		
General Checking ... multi-fund account	1.00	
COB Series 2001, GORefunding 2010 ... Interest & Sinking	1.00	
County Attorney Hot Check Fund	16,869.09	
Appellate Judicial ... CLOSED	0.00	
Justice of Peace No 1	72,906.56	
Justice of Peace No 2	34,294.17	
County Clerk Operating	100,813.44	
District Clerk Operating	101,014.60	
GOB Series 2013 ... Jail Project	1.00	
GOB Series 2013 ... Interest & Sinking	<u>1.00</u>	<u>325,901.86</u>
<b>Sweep Accounts</b>		
General ... multi-fund account	18,746,821.97	
GOB Series 2013 ... Jail Project	28,444.31	
COB Series 2001, GORefunding 2010 ... Interest & Sinking	35,409.27	
GOB Series 2013 ... Interest & Sinking	<u>253,706.24</u>	<u>19,064,381.79</u>
<b>County Treasurer Managed Investments</b>		
<b>Certificates of Deposit .. General Fund (10.)</b>		
Closed	0.00	
05.02.2018 maturity	100,000.00	
Closed	0.00	
10.29.2018 maturity	100,000.00	
Closed	0.00	
04.01.2018 maturity	500,000.00	
09.01.2019 maturity	<u>500,000.00</u>	<u>1,200,000.00</u>



GILLESPIE COUNTY, TEXAS

Portfolio Asset Summary vs. Security Holdings  
As of March 31, 2018

For Funds Held by the County Treasurer and All Fee Offices

Financial Institution Account / Investment Type	Cash Balances as of March 31, 2018		Financial Institution Pledge / Security Holdings
<b>Security State Bank &amp; Trust County Depository</b>	<b>Account Balances</b>		<b>Pledge / Security Holdings</b>
<b>Tax Assessor-Collector Managed Accounts ... new accounts effective 01.01.2017</b>			
<b>Checking Accounts</b>			
TA-C Operating Account	14,305.10		
TxP&WL	9,926.74		
MVD	146,698.15		
MVD Sales Tax	151,828.85		
MVD Title	2,906.15		
Road & Bridge Fee	10,796.79	336,461.78	
<b>Tax Assessor-Collector Managed Accounts ... old accounts</b>			
<b>Checking Accounts</b>			
TA-C Operating Account	24,501.77		
TxP&WL	551.48		
MVD	0.00		
MVD Sales Tax	863.31		
City of Fredericksburg Ad Valorem	88.95		
MVD Title	0.00		
Road & Bridge Fee	6,092.93		
Fredericksburg ISD Ad Valorem	7,590.13		
Escrow (Ad Valorem Property)	33.84		
VIT (Vehicle Inventory Tax) Escrow	1,572.18		
Harper ISD Ad Valorem	15.73		
Gillespie County WCID Ad Valorem	0.05		
Doss CCSD Ad Valorem	0.00		
Stonewall WCID Ad Valorem	0.00		
Hill Country Underground WCD Ad Valorem	0.00		
Gillespie County Ad Valorem	104.93	41,415.30	
TAC Total	377,877.08		

GILLESPIE COUNTY, TEXAS

Portfolio Asset Summary vs. Security Holdings  
 As of March 31, 2018

For Funds Held by the County Treasurer and All Fee Offices

Financial Institution Account / Investment Type	Cash Balances as of March 31, 2018		Financial Institution Pledge / Security Holdings
<b>Security State Bank &amp; Trust County Depository</b>	<b>Account Balances</b>		<b>Pledge / Security Holdings</b>
<b>County Clerk Managed Account</b>			
<b>Checking Account</b>			
County Clerk Escrow	48,997.48	48,997.48	
<b>Savings Account</b>			
County Clerk Trust	421.14	421.14	
<b>Sheriff Managed Account</b>			
<b>Checking Account</b>			
Sheriff Bail Bond Account	93,500.00		
Sheriff Inmate	18,110.07		
Sheriff Commissary	13,696.13	125,306.20	
<b>District Clerk Managed Account</b>			
<b>Checking Account</b>			
District Clerk Trust	394,984.56	394,984.56	
			25,191,504.70 SSB&T Pledged Securities..current face
			26,061,936.16 SSB&T Pledged Securities..book value
			25,874,870.99 SSB&T Pledged Securities..fair value
			250,000.00 FDIC Coverage / Demand Deposits @ SSB&T
			250,000.00 FDIC Coverage / Time Deposits @ SSB&T
		<b>\$ 21,537,870.11</b>	<b>\$ 26,374,870.99</b>



GILLESPIE COUNTY, TEXAS

Portfolio Asset Summary vs. Security Holdings  
 As of March 31, 2018

For Funds Held by the County Treasurer and All Fee Offices

Financial Institution Account / Investment Type	Cash Balances as of March 31, 2018			Financial Institution Pledge / Security Holdings
<b>TexPool</b>	<b>Account Balances</b>			<b>Pledge / Security Holdings</b>
<b>Investment Service for Public Funds</b>				
<b>County Treasurer Managed Investments</b>				
<b>Investment Pool Accounts</b>				
General ... multi-fund account	3,540,973.28			
Interest & Sinking - COB Series 2001/GOB Series 2010	0.00			
District Clerk Holding	17,293.58			
County Clerk Holding	122,484.31			
GOB Series 2013 ... Jail Project	0.00	\$ 3,680,751.17	\$ 3,680,751.17	3,680,751.17
				Net Asset Value ... TexPool seeks to maintain a net asset value of \$1.00 (+/- 0.005 allowable) and is designed to be used for investments of funds which may be needed at any time. March 31, 2018, net asset value 0.99981
<b>Texas Class</b>	<b>Account Balances</b>			<b>Pledge / Security Holdings</b>
<b>Investment Service for Public Funds</b>				
<b>County Treasurer Managed Investments</b>				
<b>Investment Pool Account</b>				
GOB Series 2013 ... Jail Project	160,336.22	\$ 160,336.22	\$ 160,336.22	160,336.22
				Net Asset Value ... Texas Class seeks to maintain a net asset value of \$1.00 (+/- 0.005 allowable) and is designed to be used for investments of funds which may be needed at any time. March 31, 2018, net asset value 1.00

GILLESPIE COUNTY, TEXAS

Portfolio Asset Summary vs. Security Holdings  
As of March 31, 2018

For Funds Held by the County Treasurer and All Fee Offices

Financial Institution Account / Investment Type	Cash Balances as of March 31, 2018			Financial Institution Pledge / Security Holdings
<b>Texas Regional Bank (TRB)</b>	<b>Account Balances</b>			<b>Pledge / Security Holdings</b>
<b>County Treasurer Managed Investments</b>				
<b>Certificates of Deposit .. General Fund (10.)</b>				
08.07.2019 maturity	100,000.00			
11.11.2019 maturity	100,000.00			
11.02.2019 maturity	100,000.00			
07.19.2018 maturity	100,000.00			
12.07.2019 maturity	100,000.00			
08.07.2019 maturity	100,000.00			
09.07.2019 maturity	100,000.00			
05.28.2018 maturity	100,000.00			
05.28.2018 maturity	100,000.00			
07.02.2019 maturity	100,000.00			
08.02.2019 maturity	100,000.00			
09.02.2019 maturity	100,000.00			
04.18.2018 maturity	100,000.00			
08.22.2019 maturity	100,000.00			
10.30.2019 maturity	100,000.00			
10.30.2019 maturity	100,000.00			
12.04.2019 maturity	100,000.00			
04.01.2018 maturity	100,000.00			
09.01.2019 maturity	100,000.00			
04.01.2018 maturity	100,000.00			5,250,000.00 TRB Pledged Securities .original face
04.01.2018 maturity	100,000.00			2,581,081.69 TRB Pledged Securities .par
04.15.2018 maturity	100,000.00			2,732,814.75 TRB Pledged Securities .book value
06.01.2018 maturity	100,000.00			2,618,332.39 TRB Pledged Securities .market value
06.15.2018 maturity	100,000.00	2,400,000.00	\$ 2,400,000.00	\$ 2,868,332.39
				250,000.00 FDIC Coverage @ TRB
<b>Multi-Bank Securities ... Broker</b>	<b>Account Balances</b>			<b>Pledge / Security Holdings</b>
<b>County Treasurer Managed Investments</b>				
<b>Certificates of Deposit .. General Fund (10.)</b>				
12.07.2019 maturity	250,000.00			
12.15.2017 maturity	250,000.00	500,000.00	\$ 500,000.00	\$ 500,000.00
				250,000.00 FDIC Coverage
				250,000.00 FDIC Coverage
<b>Financial Northeastern Companies ... Broker</b>	<b>Account Balances</b>			<b>Pledge / Security Holdings</b>
<b>County Treasurer Managed Investments</b>				
<b>Certificates of Deposit .. General Fund (10.)</b>				
03.29.2019 maturity	200,000.00			
03.29.2019 maturity	200,000.00			
03.29.2019 maturity	100,000.00	500,000.00	\$ 500,000.00	\$ 750,000.00
				250,000.00 FDIC Coverage
				250,000.00 FDIC Coverage
				250,000.00 FDIC Coverage



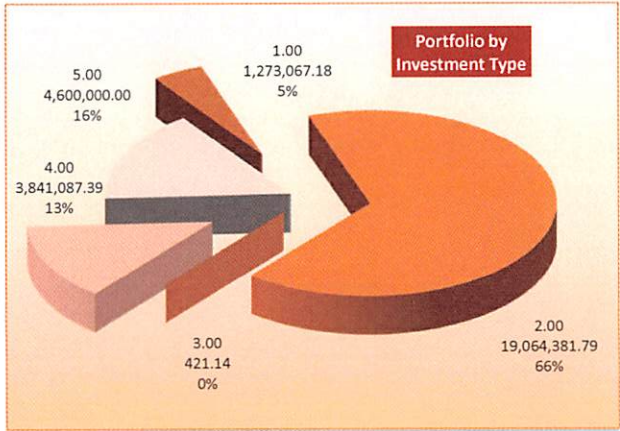
GILLESPIE COUNTY, TEXAS

Portfolio Asset Summary vs. Security Holdings  
As of March 31, 2018

For Funds Held by the County Treasurer and All Fee Offices

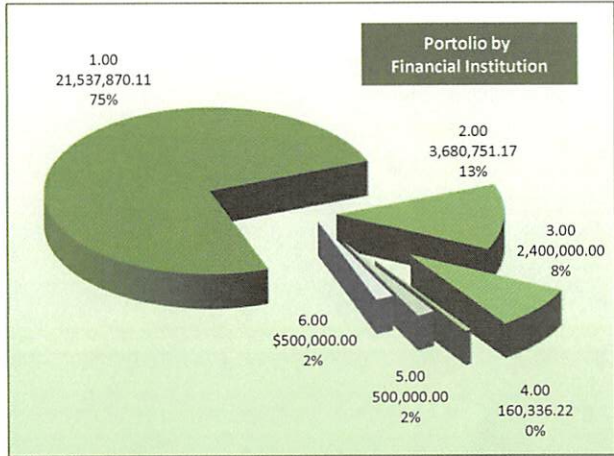
Financial Institution Account / Investment Type	Cash Balances as of March 31, 2018	Financial Institution Pledge / Security Holdings
--	---------------------------------------	---

Total Assets	As Of March 31, 2018	\$ 28,778,957.50	\$ 34,334,290.77	As Of March 31, 2018	Total Securities
--------------	-------------------------	------------------	------------------	-------------------------	------------------



Portfolio by Investment Type  
As of March 31, 2018

1	1,273,067.18	Checking Accounts
2	19,064,381.79	Sweep Accounts
3	421.14	Savings
4	3,841,087.39	Investment Pools ... Public Funds Investment Service
5	4,600,000.00	Certificates of Deposit
<b>\$</b>	<b>28,778,957.50</b>	<b>Total</b>



Portfolio by Financial Institution  
As of March 31, 2018

1	21,537,870.11	Security State Bank & Trust
2	3,680,751.17	TexPool
3	2,400,000.00	Texas Regional Bank
4	160,336.22	Texas Class
5	500,000.00	Multi-Bank Securities ... broker
6	500,000.00	Financial Northeastern Companies ... broker
<b>\$</b>	<b>28,778,957.50</b>	<b>Total</b>

GILLESPIE COUNTY, TEXAS

Portfolio Asset Summary vs. Security Holdings  
As of March 31, 2018

For Funds Held by the County Treasurer and All Fee Offices

Financial Institution Account / Investment Type	Cash Balances as of March 31, 2018	Financial Institution Pledge / Security Holdings
--	---------------------------------------	---

Deposit and Investment Risk Disclosure
<p><b>General Statement</b> ... The County's approach to investments of county funds. Investment strategies are built on cash flow versus fund name. County funds are predominantly invested in certificates of deposit and Investment Pools ... investment service(s) for public funds. Depository interest-bearing checking accounts are used more as clearing accounts than a type of investment. Sweep accounts ... the General Checking Account (multi-fund account) ... interest-bearing, with a one dollar (\$1.00) threshold ... is attached to a sweep account with a \$25,000.00 required minimum balance. This holds the same for the GOB Series 2013 Project Account ... it is interest-bearing, with a one dollar (\$1.00) threshold ... and is attached to a sweep account with a \$25,000.00 required minimum balance. The same for COB2001/Ref2010 I&amp;S and GOB2013 I&amp;S.</p> <p><b>Custodial Risk</b> .. All deposits/investments with any banking institution are collateralized over 100%, all collateral (exclusive FDIC coverage) is placed with a third party that is not a depository of the County, and collateral is pledged to Gillespie County.</p> <p><b>Interest Rate Risk</b> .. The County does not have a formal investment policy that limits investment maturities as a means of managing its exposure to fair value losses arising from changing interest rates. Certificates of Deposit are normally held at maximum two year maturities or less and maturity dates are staggered. CD's are originally invested for periods of less or over a year to optimize a staggered portfolio. SSB&amp;T &amp; TRB CD's are held at face values with interests paid to the County monthly. Broker CD's are held at face values with interests remitted to the County as paid.</p> <p><b>Credit Risk .. At March 31, 2018, the County has no investments</b> in commercial paper, corporate bonds, mutual funds. At March 31, 2018, TexPool was rated AAAM by Standard &amp; Poor's. At March 31, 2018, Texas Class was rated AAAM by Standard &amp; Poor's.</p> <p><b>Concentration of Credit Risk</b> .. The County does not place any limit on the amount the County may invest with any type of investment or issuer. However, the County endeavors to diversify and monitors any concerns of concentrations with any one issuer or investment type At March 31, 2018, the County had its assets/investments invested by investment type  13.3469 % in investment pools  15.9839 % in certificate of deposit(s)  4.4236 % in checking, money market, passbook accounts  0.0015 % in savings account  66.2442 % in sweep accounts which are tied to the overnight bank lending rate  At March 31, 2018, the County had its assets/investments invested by issuer / broker  12.7897 % in TexPool  74.8390 % in Security State Bank &amp; Trust  8.3394 % in Texas Regional Bank  0.5571 % in Texas Class  1.7374 % with Multi-Bank Securities ... broker  1.7374 % with Financial Northeaster Companies ... broker</p>



**FY2017-2018  
Gillespie County, Texas  
County Treasurer Monthly Financial Statement  
All Funds Managed by County Treasurer**



**For Period Ended March 31, 2018**

**Laura Lundquist, cct, cio  
Gillespie County Treasurer**

Maintenance & Operating, COB & GOB Operating, COB & GOB I&S, Special Revenue, Special Revenue..Grants, Capital Project(s), Trust and Agency							
Month	02.28.2018				FY2018	FY2017	03.31.2018
To Date	Cash Balance	Receipts	Disbursements	Allocations	Adjustments	Adjustments	Cash Balance
Maintenance & Operating (M&O)	22,625,516.75	984,176.85	1,391,963.38				22,217,730.22
COB2001	195,465.01	281.48	7,545.00				188,201.49
and GOB2013 Operating							
COB 2001/Ref2010 I&S	259,174.02	22,978.53					282,152.55
and GOB I&S							
Special Revenue	1,445,093.80	36,488.19	206,948.23				1,274,633.76
Special Revenue ... Grants	15.18						15.18
Capital Project(s)	2,801,853.14	3,517.97	12,712.51				2,792,658.60
Trust and Agency	619,126.39	70,829.74	12,858.28				677,097.85
<b>Totals</b>	<b>27,946,244.29</b>	<b>1,118,272.76</b>	<b>1,632,027.40</b>	<b>0.00</b>	<b>0.00</b>	<b>0.00</b>	<b>27,432,489.65</b>
County Funds							

Year	09.30.2017				FY2018	FY2017	03.31.2018
To Date	Cash Balance	Receipts	Disbursements	Allocations	Adjustments	Adjustments	Cash Balance
Maintenance & Operating (M&O)	17,022,457.46	17,816,083.76	9,720,811.00	(2,900,000.00)			22,217,730.22
COB2001	290,749.68	1,518.67	104,066.86				188,201.49
and GOB2013 Operating							
COB 2001/Ref2010 I&S	74,884.22	1,175,513.33	968,245.00				282,152.55
and GOB I&S							
Special Revenue	1,899,141.29	504,841.86	1,229,349.39	100,000.00			1,274,633.76
Special Revenue ... Grants	15.18						15.18
Capital Project(s)	0.00	6,675.11	14,016.51	2,800,000.00			2,792,658.60
Trust and Agency	597,784.58	294,553.90	215,240.63				677,097.85
<b>Totals</b>	<b>19,885,032.41</b>	<b>19,799,186.63</b>	<b>12,251,729.39</b>	<b>0.00</b>	<b>0.00</b>	<b>0.00</b>	<b>27,432,489.65</b>
County Funds							

Clerks of the Courts Trust Funds							
Month	02.28.2018				FY2018	FY2017	03.31.2018
To Date	Cash Balance	Receipts	Disbursements	Allocations	Adjustments	Adjustments	Cash Balance
District Clerk Trust	17,271.34	22.24					17,293.58
County Clerk Trust	122,326.86	157.45					122,484.31
<b>Totals</b>	<b>139,598.20</b>	<b>179.69</b>	<b>0.00</b>	<b>0.00</b>	<b>0.00</b>	<b>0.00</b>	<b>139,777.89</b>
Clerk Trusts							

Year	09.30.2017				FY2018	FY2017	03.31.2018
To Date	Cash Balance	Receipts	Disbursements	Allocations	Adjustments	Adjustments	Cash Balance
District Clerk Trust	17,187.45	106.13					17,293.58
County Clerk Trust	121,732.48	751.83					122,484.31
<b>Totals</b>	<b>138,919.93</b>	<b>857.96</b>	<b>0.00</b>	<b>0.00</b>	<b>0.00</b>	<b>0.00</b>	<b>139,777.89</b>
Clerk Trusts							

Respectfully submitted,

Laura Lundquist, cct, cio  
Gillespie County Treasurer

The State of Texas, County of Gillespie

Before me, the undersigned authority, this day personally appeared Laura Lundquist, County Treasurer, to me well known, who, being duly sworn, desposes and says that the above and foregoing report is true and correct.

Witness my hand and seal of this office, this \_\_\_\_\_ day of \_\_\_\_\_, \_\_\_\_\_ A.D.

\_\_\_\_\_  
County Clerk  
County of Gillespie, State of Texas

Compared, examined, and accepted in open Commissioners Court this \_\_\_\_\_ day of \_\_\_\_\_, \_\_\_\_\_ A.D.

\_\_\_\_\_  
County Judge

\_\_\_\_\_  
Commissioner Pct No 1

\_\_\_\_\_  
Commissioner Pct No 2

\_\_\_\_\_  
Commissioner Pct No 3

\_\_\_\_\_  
Commissioner Pct No 4