



FY2017-2018

GILLESPIE COUNTY, TEXAS

COUNTY TREASURER MONTHLY FINANCIAL REPORT

For The Period Ended

December 31, 2017

Unaudited

LAURA LUNDQUIST, CCT, CIO
GILLESPIE COUNTY TREASURER

1. Cash/Investment Balances All Funds
For Period Ended December 31, 2017
2. Statement of Receipts, Disbursements, Electronic Funds Transfers, Payroll,
Interfund Allocations, Adjustments, and Investments All Funds
Month to Date by Fund
3. Statement of Receipts, Disbursements, Electronic Funds Transfers, Payroll,
Interfund Allocations, Adjustments, and Investments All Funds
Fiscal Year to Date by Fund
4. Statement of Maintenance & Operating Funds
FY2005 through December 31, 2017
General Fund
Road & Bridge Funds ... County Wide, Precinct No 1, Precinct No 2, Precinct No 3, Precinct No 4
5. Fund Cash/Investment Balance Comparison by Fiscal Year by Fund
Active and Inactive Funds
FY2004 through December 31, 2017
6. Overall Cash/Investment Balance Comparison by Month
FY1985 through December 31, 2017
7. County Sales Tax ... Effective January 01, 1988
Allocation Summary of Sales Tax Receipts
1988 through December 31, 2017
8. Hotel Occupancy Tax (HOT) ... Effective January 01, 2007
Summary of HOT Receipts and Expenditures
For the Period of January 01, 2007 through December 31, 2017
9. Certificates of Obligation Bonds ... Interest & Sinking
Statement of Bond Redemptions & Interest Payment Schedule
GO Refunding Bonds, Series 2010
Refunding of COB Series 2001, Post Office & Clinic Building Properties
10. General Obligation Bonds ... Interest & Sinking
Statement of Bond Redemptions & Interest Payment Schedule
GOB Series 2013, Jail Construction Project



11. Lease / Purchase Finance Capital Equipment
Statement of Principal & Interest Payment Schedule
Road & Bridge Departments – Contract No 6451, September.2013
 - o Countywide
 - o Precinct No 1
 - o Precinct No 2
 - o Precinct No 3
 - o Precinct No 4

12. Lease / Purchase Finance Capital Equipment
Statement of Principal & Interest Payment Schedule
Road & Bridge Departments – Contract No 7756, June.2017
 - o Countywide
 - o Precinct No 1
 - o Precinct No 2
 - o Precinct No 3
 - o Precinct No 4

13. Lease / Purchase Finance Capital Equipment
Statement of Principal & Interest Payment Schedule
Road & Bridge Departments – Contract No , December.2017
 - o Countywide
 - o Precinct No 1
 - o Precinct No 2
 - o Precinct No 3
 - o Precinct No 4

14. Public Property Finance ... Law Enforcement Radio System Upgrade
Statement of Principal & Interest Payment Schedule
Sheriff Office --- Contract No 6774, October.2014

15. District Clerk Trust Funds ... Statement of Holding in Trust Funds As Managed by County Treasurer
As of December 31, 2017

16. County Clerk Trust Funds ... Statement of Holding in Trust Funds As Managed by County Treasurer
As of December 31, 2017

16. Investment Performance Summary ... Certificate(s) of Deposit
As of December 31, 2017

17. County Treasurer Portfolio Asset Summary by Investment Type
As of December 31, 2017

18. County Portfolio Asset Summary vs Security Holdings
As of December 31, 2017

19. Detailed Listing of Receipts to All Funds
For December.2017

20. Detailed Listing of Disbursements from All Funds
For December.2017

21. Detailed Listing of Electronic Funds Transfers from All Funds
For December.2017

22. Detailed Listing of Interfund Allocations to/from All Funds
For December.2017



23. Detailed Listing of Payroll Distribution All Funds
For December.2017
24. Financial Summary Recap Affidavit
As of December 31, 2017

GILLESPIE COUNTY, TEXAS
Cash and Investment Balances
All Funds Managed by County Treasurer
For Period Ended December 31, 2017

FUNDS LISTING BY CATEGORY		
GENERAL and ROAD & BRIDGE FUNDS		CASH and INVESTMENTS
Maintenance & Operating Funds		
General Fund	15,332,607.28	
Road & Bridge Funds ...		
County Wide	1,819,319.62	
Precinct No 1	276,637.95	
Precinct No 2	383,355.42	
Precinct No 3	307,672.82	
Precinct No 4	<u>342,086.22</u>	
Sub-total Road & Bridge Funds	3,129,072.03	<u>18,461,679.31</u>
SPECIAL REVENUE FUNDS		
Law Library	878.61	
Lateral Road ...		
Precinct No 1	6,658.22	
Precinct No 2	6,683.26	
Precinct No 3	6,658.21	
Precinct No 4	6,658.22	
Sub-total Lateral Road Funds	26,657.91	
Probate ...		
Training	4,833.77	
Guardianship Program	32,488.70	
Sub-total Probate Funds	37,322.47	
Court Reporter Service	298.02	
County Records Management	40,120.98	
County Clerk Records Management	131,069.31	
Sheriff Forfeiture	49,126.33	
Sheriff Abandoned Vehicle	1,219.96	
Sheriff Equitable Sharing	1,220.42	
Justice Court Bldg Security	9,914.83	
Courthouse Security	38,115.96	
District Clerk Records Management	10,703.03	
County & District Court Technology	24,933.60	
Occupancy Tax	615,709.12	
Pretrial Intervention	137,525.71	
Justice Court Technology	131,957.74	
Airport Operating	581,200.54	
LEOSE Training--Sheriff	4,176.82	
LEOSE Training--Constable No 1	9,385.42	
LEOSE Training--Constable No 2	7,331.75	
Tax Assessor - M V I	<u>106.75</u>	<u>1,858,975.28</u>
SPECIAL REVENUE FUNDS ... GRANTS		
Grants ... General, Energy Efficiency	0.00	
Grants ... Law Enforcement, Emergency Services P25 Compliant Radio	0.00	
PML Loan Star Library	0.00	
PML PAC-Pug	0.00	
Airport Capital Project Grant	<u>15.18</u>	<u>15.18</u>

GILLESPIE COUNTY, TEXAS
Cash and Investment Balances
All Funds Managed by County Treasurer
For Period Ended December 31, 2017

FUNDS LISTING BY CATEGORY (continued)			
CERTIFICATES OF OBLIGATION BONDS			
and			
GENERAL OBLIGATION BONDS			
...			
Operating Accounts			
GOB Series 2013 ... Jail Project	195,199.78	195,199.78	
CERTIFICATES OF OBLIGATION BONDS			
and			
GENERAL OBLIGATION BONDS			
...			
Interest & Sinking Accounts			
COB Series 2001/GOB Refunding Series 2010 ... Interest & Sinking	72,734.32		
GOB Series 2013 ... Interest & Sinking	332,645.01	405,379.33	
TRUST and AGENCY FUNDS			
Criminal Justice	27,090.00		
Waste Water (State Fee)	760.00		
County Attorney Hot Check	13,529.37		
McDermott (PML)	111,738.58		
Breiten (PML)	189,494.81		
Justice Of The Peace No. 1	60,658.04		
Justice Of The Peace No. 2	24,812.78		
Appellate Judicial System	81.61		
Alternative Dispute Resolution	290.21		
Unclaimed Monies	56,823.79		
County Clerk Operating	81,463.64		
District Clerk Operating	82,980.64	649,723.47	21,570,972.35
FUNDS PENDING RELEASE			
Check(s) pending release	0.00		
EFT(s) pending release	0.00	0.00	0.00
CHANGE FUNDS			
General Fund (F.10) ... cash provider to various offices	3,000.00		
Sheriff Seizure Fund (F.30)	2,000.00		
County Attorney Hot Check Fund (F.80)	50.00	5,050.00	5,050.00

GILLESPIE COUNTY, TEXAS
Cash and Investment Balances
All Funds Managed by County Treasurer
For Period Ended December 31, 2017

FUNDS LISTING BY CATEGORY (continued)				
UNALLOCATED MONIES				
Checking Accounts				
Justice of Peace No 1 Checking...credit card payment pending	795.00			
Justice of Peace No 2 Checking...unaccountable funds from 02.28.1999 ... date check book was turned over to County Treasurer	(98.56)			
Justice of Peace No 2 Checking...credit card payment pending	324.00			
Justice of Peace No 2 Checking...credit card reversal pending	110.00			
General Checking...to reverse/correct receipt 91668	(239.98)			
District Clerk Checking... e-file correction	(96.00)			
GOB2013 I&S Checking... interest receipt correction	(228.77)			
GOB 2013 Project Checking... interest receipt correction	228.77			
County Clerk Checking...State Comptroller funds pending	16.00			
County Clerk Checking...credit card payment pulled twice	10.00			
		<u>820.46</u>		
Investment Pools ... Investment Service For Public Funds				
TexPool ... General (multi-fund)	0.00			
TexPool ... COB Series 2001/GOB Series 2010 Interest & Sinking	0.00			
TexPool ... GOB Series 2013 Jail Project	0.00			
Texas Class ... GOB Series 2013 Jail Project	<u>0.00</u>	<u>0.00</u>		
Other Unallocated Funds				
none reported	<u>0.00</u>	<u>0.00</u>	<u>820.46</u>	<u>21,576,842.81</u>

GILLESPIE COUNTY, TEXAS
Cash and Investment Balances
All Funds Managed by County Treasurer
For Period Ended December 31, 2017

CHECKING and INVESTMENT ACCOUNTS			
CHECKING ACCOUNTS			
GENERAL OPERATING ... Interest Bearing Checking	1.01		
Cash On Hand	0.00		
Deposit In Process	4,605.48		
Deposit In Process	96.00		
Online Transfer ... COB2001/Ref2010 I&S	(5,830.60)		
Online Transfer ... GOB 2013 I&S	(33,287.92)		
Outstanding Financial Checks	(166,580.09)		
Outstanding Payroll Checks	(15,956.05)		
Outstanding Payroll Checks	(898.90)		
Check(s) pending release	0.00	(217,851.07)	
GENERAL OPERATING ... Interest Bearing Sweep Account			
Sweep of General Operating Checking	<u>12,845,673.22</u>	<u>12,845,673.22</u>	
COB Series 2001 / GORefunding Series 2010 INTEREST & SINKING Checking	1.00		
Cash On Hand	0.00		
Online Transfer ... from General Fund	5,830.60		
Online Transfer ... to GOB Series 2013	0.00		
Outstanding Checks	0.00	5,831.60	
COB Series 2001 / GORefunding Series 2010 INTEREST & SINKING ...			
Interest Bearing Sweep Account			
Sweep of General Operating Checking	<u>66,183.07</u>	<u>66,183.07</u>	
COUNTY ATTORNEY HOT CHECK ... Interest Bearing Checking	15,227.05		
Cash On Hand	0.00		
Deposit In Process	25.00		
Deposit In Process	25.00		
Online Transfer	0.00		
Outstanding Checks	(1,747.68)	13,529.37	
JUSTICE OF THE PEACE No 1 ... Interest Bearing Checking	62,300.44		
Cash On Hand	0.00		
Deposit In Process	520.00		
Deposit In Process	1,465.10		
Online Transfer ... to General Checking	0.00		
Outstanding Checks	(2,832.50)	61,453.04	

GILLESPIE COUNTY, TEXAS
Cash and Investment Balances
All Funds Managed by County Treasurer
For Period Ended December 31, 2017

CHECKING and INVESTMENT ACCOUNTS <small>(continued)</small>			
CHECKING ACCOUNTS ... Continued			
JUSTICE OF THE PEACE No 2 ... Interest Bearing Checking	25,546.61		
Cash On Hand	0.00		
Deposit In Process	102.00		
Deposit In Process	116.00		
Online Transfer ... to General Checking	0.00		
Outstanding Checks	(616.39)	<u>25,148.22</u>	
COUNTY CLERK ... Interest Bearing Checking	78,368.38		
Cash On Hand	0.00		
Deposit In Process	1,958.00		
Deposit In Process	1,851.50		
Deposit In Process	0.00		
Deposit In Process	0.00		
Online Transfer ... to General Checking	0.00		
Outstanding Checks ... checks outstanding prior to 10.01.2009	(108.50)		
Outstanding Checks ... outstanding checks post 09.30.2009	(579.74)	<u>81,489.64</u>	
DISTRICT CLERK ... Interest Bearing Checking	96,731.53		
Cash On Hand	0.00		
Deposit In Process	1,087.64		
Deposit In Process	376.00		
Online Transfer ...	0.00		
Outstanding Checks ... checks outstanding prior to 10.01.2009	(4,361.86)		
Outstanding Checks ... outstanding checks post 09.30.2009	(10,948.67)	<u>82,884.64</u>	
GOB SERIES 2013 - Jail Project ... Interest Bearing Checking	1.00		
Cash On Hand	0.00		
Deposit In Process	0.00		
Outstanding Checks	<u>0.00</u>	<u>1.00</u>	
GOB SERIES 2013 - Jail Project ... Interest Bearing Sweep Account			
Sweep of GOB 2013 Jail Project Checking	<u>35,280.83</u>	<u>35,280.83</u>	
GOB SERIES 2013 - Interest & Sinking ... Interest Bearing Checking	1.00		
Cash On Hand	0.00		
Online Transfer ... from General Fund	33,287.92		
Online Transfer ... from COB 2001	0.00		
Online Transfer	0.00		
Outstanding Checks	<u>0.00</u>	<u>33,288.92</u>	
GOB SERIES 2013 - Interest & Sinking ... Interest Bearing Sweep Account			
Sweep of GOB 2013 Interest & Sinking Sweep	<u>299,584.86</u>	<u>299,584.86</u>	<u>13,332,497.34</u>

GILLESPIE COUNTY, TEXAS
Cash and Investment Balances
All Funds Managed by County Treasurer
For Period Ended December 31, 2017

CHECKING and INVESTMENT ACCOUNTS <small>(continued)</small>			
TIME CERTIFICATE OF DEPOSIT(s)			
All General Fund (10.) Investments			
Texas Regional Bank			
certificate of deposit timed investments (24)	2,400,000.00	2,400,000.00	
Security State Bank & Trust (County Depository)			
certificate of deposit timed investments (7)	1,650,000.00	1,650,000.00	
Multi-Bank Securities			
certificate of deposit timed investments (2)	500,000.00	500,000.00	4,550,000.00
INVESTMENT POOLS ... Investment Service For Public Funds			
TexPool			
GENERAL ... Multi-Fund Account	3,528,886.64		
Deposit In Process	0.00		
Monies In Transit	0.00	3,528,886.64	
COB SERIES 2001/GORefunding SERIES 2010 ... Interest & Sinking	719.65		
Deposit In Process	0.00		
Monies In Transit	0.00	719.65	
GOB SERIES 2013 ... Jail Project	0.00		
Deposit In Process	0.00		
Monies In Transit	0.00	0.00	
<small>TexPool sub-total</small>			3,529,606.29
Texas Class			
GOB SERIES 2013 ... Jail Project	159,689.18		
Deposit In Process	0.00		
Monies In Transit	0.00	159,689.18	3,689,295.47
CHANGE FUNDS			
Under General Fund (F.10)			
Tax Office ... Teller Drawers (4)	1,200.00		
Tax Office ... Office Administration	0.00		
County Clerk	100.00		
District Clerk	100.00		
Justice of Peace No 1	200.00		
Justice of Peace No 2	200.00		
Pioneer Memorial Library	100.00		
Sheriff ... Administration	50.00		
Sheriff ... Jail Operations	50.00		
County Treasurer	1,000.00		
County Warehouse	0.00	3,000.00	
Under Sheriff Seizure (F.30)			
Sheriff ... Administrative Office	2,000.00	2,000.00	
Under County Attorney Hot Check (F.80)			
County Attorney	50.00	50.00	5,050.00
			21,576,842.81

GILLESPIE COUNTY, TEXAS
Cash and Investment Balances
All Funds Managed by County Treasurer
For Period Ended December 31, 2017

DISTRICT CLERK HOLDING				
HOLDING ACCOUNT (s)	CASH and INVESTMENTS			
holding account(s)	<u>17,234.56</u>	<u>17,234.56</u>	<u>17,234.56</u>	<u>17,234.56</u>
INVESTMENT POOLS ... Investment Service For Public Funds				
TEXPOOL ... DISTRICT CLERK HOLDING	17,234.56			
Deposit In Process	0.00			
Monies In Transit	<u>0.00</u>	<u>17,234.56</u>	<u>17,234.56</u>	<u>17,234.56</u>

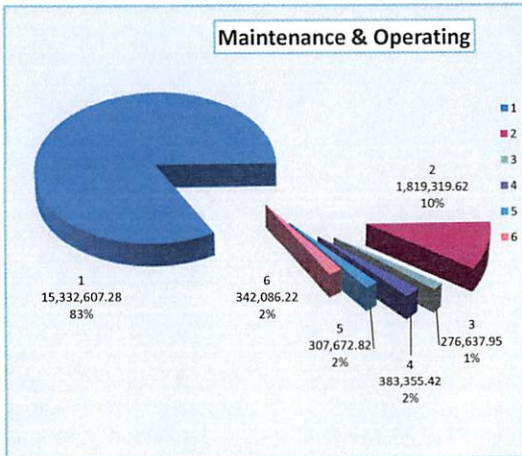
COUNTY CLERK HOLDING				
HOLDING ACCOUNT (s)	CASH and INVESTMENTS			
holding account(s)	<u>122,066.22</u>	<u>122,066.22</u>	<u>122,066.22</u>	<u>122,066.22</u>
INVESTMENT POOLS ... Investment Service For Public Funds				
TEXPOOL ... COUNTY CLERK HOLDING	122,066.22			
Deposit In Process	0.00			
Monies In Transit	<u>0.00</u>	<u>122,066.22</u>	<u>122,066.22</u>	<u>122,066.22</u>


 Laura Lundquist, cert. cfo
 Gillespie County Treasurer
 Gillespie County, Texas

GILLESPIE COUNTY, TEXAS
STATEMENT OF
Receipts, Disbursements, Electronic Funds Transfers, Payroll, Interfund Allocations, Adjustments, and Time Investments
of County Funds Managed by County Treasurer

For the Period Ended December 31, 2017

For Current Account Period	Cash Balance as of 11.30.2017	Receipts	Disbursements	Electronic Fund Transfers	Payroll	Total Disbursements	Interfund Allocations In	Interfund Allocations Out	FY2018 Adjustments	FY2017 YE Adjustments	Cash Balances as of 12.31.2017	Time Investments	Adjusted Cash Balance as of 12.31.2017	For Current Account Period	
GENERAL and ROAD & BRIDGE ... Maintenance & Operating Funds														GENERAL and ROAD & BRIDGE ... Maintenance & Operating Funds	
F10 General	14,593,688.56	2,227,948.93	739,752.92	265,201.39	484,075.90	1,489,030.21					15,332,607.28	4,550,000.00	10,782,607.28	F10 General	
Road & Bridge Funds															
F15 County Wide	1,500,825.29	364,406.94	31,512.21		14,400.40	45,912.61					1,819,319.62		1,819,319.62	F15 County Wide	
F16 Precinct No 1	300,214.00	295.45	6,372.44		17,499.06	23,871.50					276,637.95		276,637.95	F16 Precinct No 1	
F17 Precinct No 2	416,108.04	403.32	10,577.75		22,578.19	33,155.94					383,355.42		383,355.42	F17 Precinct No 2	
F18 Precinct No 3	346,890.63	329.55	9,379.48		30,167.88	39,547.36					307,672.82		307,672.82	F18 Precinct No 3	
F19 Precinct No 4	373,158.14	360.53	10,076.25		21,356.20	31,432.45					342,086.22		342,086.22	F19 Precinct No 4	
Sub-Total R&B	2,937,196.10	365,795.79	67,916.13	0.00	106,001.73	173,919.66	0.00	0.00	0.00	0.00	3,129,072.03	0.00	3,129,072.03	Sub-Total R&B	
Sub-Totals General / Road & Bridge ... Maintenance & Operating Funds	17,530,884.66	2,593,744.72	807,671.05	265,201.39	590,077.63	1,662,950.07	0.00	0.00	0.00	0.00	18,461,679.31	4,550,000.00	13,911,679.31	Sub-Totals General / Road & Bridge ... Maintenance & Operating Funds	



1	15,332,607.28	General Fund
2	1,819,319.62	F15 County Wide
3	276,637.95	F16 Precinct No 1
4	383,355.42	F17 Precinct No 2
5	307,672.82	F18 Precinct No 3
6	342,086.22	F19 Precinct No 4
\$	18,461,679.31	

GILLESPIE COUNTY, TEXAS
STATEMENT OF
Receipts, Disbursements, Electronic Funds Transfers, Payroll, Interfund Allocations, Adjustments, and Time Investments
of County Funds Managed by County Treasurer

For the Period Ended December 31, 2017

For Current Account Period	Cash Balance as of 11.30.2017	Receipts	Disbursements	Electronic Fund Transfers	Payroll	Total Disbursements	Interfund Allocations In	Interfund Allocations Out	FY2018 Adjustments	FY2017 YE Adjustments	Cash Balances as of 12.31.2017	Time Investments	Adjusted Cash Balance as of 12.31.2017	For Current Account Period
SPECIAL REVENUE														
F20 Law Library	2,525.61	560.00	2,207.00			2,207.00					878.61		878.61	F20 Law Library
F21 Lateral Road Precinct Depts														F21 Lateral Road Precinct Depts
Precinct No 1	6,658.22					0.00					6,658.22		6,658.22	Precinct No 1
Precinct No 2	6,683.26					0.00					6,683.26		6,683.26	Precinct No 2
Precinct No 3	6,658.21					0.00					6,658.21		6,658.21	Precinct No 3
Precinct No 4	6,658.22					0.00					6,658.22		6,658.22	Precinct No 4
F24 Probate														F24 Probate
Training	4,771.77	62.00				0.00					4,833.77		4,833.77	Training
Guardianship Program	32,208.70	280.00				0.00					32,488.70		32,488.70	Guardianship Program
F25 Court Reporter Service	509.11		211.09			211.09					298.02		298.02	F25 Court Reporter Service
F28 County Records Mgmt	39,674.63	446.35				0.00					40,120.98		40,120.98	F28 County Records Mgmt
F29 County Clerk Records Mgmt	127,426.58	6,198.48	12.62		2,543.13	2,555.75					131,069.31		131,069.31	F29 County Clerk Records Mgmt
F30 Sheriff Forfeiture	48,217.64	1,194.94	286.25			286.25					49,126.33		49,126.33	F30 Sheriff Forfeiture
F93 Sheriff Abandoned Vehicle	1,218.72	1.24				0.00					1,219.96		1,219.96	F93 Sheriff Abandoned Vehicle
F31 Justice Court Bldg Security	9,718.14	196.69				0.00					9,914.83		9,914.83	F31 Justice Court Bldg Security
F32 Courthouse Security	36,783.74	1,332.22				0.00					38,115.96		38,115.96	F32 Courthouse Security
F34 District Clerk Records Mgmt	10,703.03					0.00					10,703.03		10,703.03	F34 District Clerk Records Mgmt
F35 County & District Courts Technology	24,872.02	61.58				0.00					24,933.60		24,933.60	F35 County & District Courts Technology
F36 Occupancy Tax	608,023.14	7,685.98				0.00					615,709.12		615,709.12	F36 Occupancy Tax
F37 Pretrial Intervention	137,525.71					0.00					137,525.71		137,525.71	F37 Pretrial Intervention
F51 Justice Court Technology	131,159.01	798.73				0.00					131,957.74		131,957.74	F51 Justice Court Technology
F72 Airport Operating	570,877.53	22,025.75	1,848.97		9,853.77	11,702.74					581,200.54		581,200.54	F72 Airport Operating
F78 LEOSE -Sheriff	4,176.82					0.00					4,176.82		4,176.82	F78 LEOSE -Sheriff
F79 LEOSE- Constable 1	9,385.42					0.00					9,385.42		9,385.42	F79 LEOSE- Constable 1
F82 LEOSE-Constable 2	7,331.75					0.00					7,331.75		7,331.75	F82 LEOSE-Constable 2
F81 Tax Assessor-M V I	106.75					0.00					106.75		106.75	F81 Tax Assessor-M V I
F40 Sheriff Equitable Sharing	1,219.18	1.24				0.00					1,220.42		1,220.42	F40 Sheriff Equitable Sharing
Sub-Totals Special Revenue	1,835,092.91	40,845.20	4,565.93	0.00	12,396.90	16,952.83	0.00	0.00	0.00	0.00	1,858,975.28	0.00	1,858,975.28	Sub-Totals Special Revenue

GILLESPIE COUNTY, TEXAS
STATEMENT OF
Receipts, Disbursements, Electronic Funds Transfers, Payroll, Interfund Allocations, Adjustments, and Time Investments
of County Funds Managed by County Treasurer

For the Period Ended December 31, 2017

For Current Account Period	Cash Balance as of 11.30.2017	Receipts	Disbursements	Electronic Fund Transfers	Payroll	Total Disbursements	Interfund Allocations In	Interfund Allocations Out	FY2018 Adjustments	FY2017 YE Adjustments	Cash Balances as of 12.31.2017	Time Investments	Adjusted Cash Balance as of 12.31.2017	For Current Account Period
----------------------------	-------------------------------	----------	---------------	---------------------------	---------	---------------------	--------------------------	---------------------------	--------------------	-----------------------	--------------------------------	------------------	--	----------------------------

SPECIAL REVENUE ... GRANTS														
F11 Grants ... General - Energy Efficiency	0.00					0.00					0.00		0.00	F11 Grants ... General - Energy Efficiency
F11 Grants ... Law Enforcement, Emergency Services P25 Compliant Radio	0.00					0.00					0.00		0.00	F11 Grants ... Law Enforcement, Emergency Services P25 Compliant Radio
F54 PML .. Loan Star Grant	0.00					0.00					0.00		0.00	F54 PML .. Loan Star Grant
F54 PML .. PAC-HUG Grant	0.00					0.00					0.00		0.00	F54 PML .. PAC-HUG Grant
F71 Airport Capital Project Grant	15.18					0.00					15.18		15.18	F71 Airport Capital Project Grant
Sub-Totals Special Revenue .. Grants	15.18	0.00	0.00	0.00	0.00	0.00	0.00	0.00	0.00	0.00	15.18	0.00	15.18	Sub-Totals Special Revenue .. Grants

CERTIFICATES OF OBLIGATION BONDS and GENERAL OBLIGATION BONDS ... Project Operating Accounts														
F61 GOB Series 2013 ... Jail Project	194,745.36	454.42				0.00					195,199.78		195,199.78	F61 GOB Series 2013 ... Jail Project
Sub-Totals COB ... GOB Operating	194,745.36	454.42	0.00	0.00	0.00	0.00	0.00	0.00	0.00	0.00	195,199.78	0.00	195,199.78	Sub-Totals COB ... GOB Operating

CERTIFICATES OF OBLIGATION BONDS and GENERAL OBLIGATION BONDS ... Interest & Sinking Accounts														
F62 GOB Series 2013 ... Interest & Sinking	173,838.26	156,745.53				0.00					330,583.79		330,583.79	F62 GOB Series 2013 ... Interest & Sinking
F53 COB Series 2001 / GOB Refunding Series 2013 ... Interest & Sinking	47,279.03	27,516.51				0.00					74,795.54		74,795.54	F53 COB Series 2001 / GOB Refunding Series 2013 ... Interest & Sinking
Sub-Totals COB ... GOB I&S	221,117.29	184,262.04	0.00	0.00	0.00	0.00	0.00	0.00	0.00	0.00	405,379.33	0.00	405,379.33	Sub-Totals COB ... GOB I&S

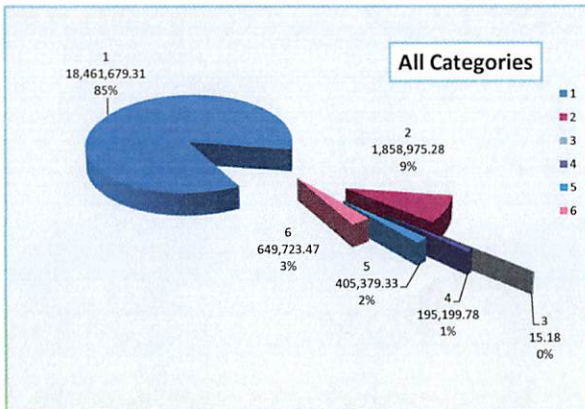
GILLESPIE COUNTY, TEXAS
STATEMENT OF
Receipts, Disbursements, Electronic Funds Transfers, Payroll, Interfund Allocations, Adjustments, and Time Investments
of County Funds Managed by County Treasurer

For the Period Ended December 31, 2017

For Current Account Period	Cash Balance as of 11.30.2017	Receipts	Disbursements	Electronic Fund Transfers	Payroll	Total Disbursements	Interfund Allocations In	Interfund Allocations Out	FY2018 Adjustments	FY2017 YE Adjustments	Cash Balances as of 12.31.2017	Time Investments	Adjusted Cash Balance as of 12.31.2017	For Current Account Period
----------------------------	-------------------------------	----------	---------------	---------------------------	---------	---------------------	--------------------------	---------------------------	--------------------	-----------------------	--------------------------------	------------------	--	----------------------------

TRUST and AGENCY														
F22 Criminal Justice	1,563.00	25,527.00				0.00					27,090.00		27,090.00	F22 Criminal Justice
F27 Waste Water	570.00	190.00				0.00					760.00		760.00	F27 Waste Water
F80 County Attorney Hot Check	12,232.77	2,066.73	770.13			770.13					13,529.37		13,529.37	F80 County Attorney Hot Check
F89 McDermott (PML)	111,624.98	113.60				0.00					111,738.58		111,738.58	F89 McDermott (PML)
F92 Breiten (PML)	192,340.90	192.65	3,038.74			3,038.74					189,494.81		189,494.81	F92 Breiten (PML)
F85 Justice Of Peace 1	59,785.47	1,106.57	234.00			234.00					60,658.04		60,658.04	F85 Justice Of Peace 1
F86 Justice Of Peace 2	27,177.72	(1,898.95)	465.99			465.99					24,812.78		24,812.78	F86 Justice Of Peace 2
F83 Appellate Judicial	1.55	80.06				0.00					81.61		81.61	F83 Appellate Judicial
F84 Alternative Dispute Resolution	0.00	290.21				0.00					290.21		290.21	F84 Alternative Dispute Resolution
F90 Unclaimed Monies	56,823.79					0.00					56,823.79		56,823.79	F90 Unclaimed Monies
F94 County Clerk Operating	83,841.87	(2,188.23)	190.00			190.00					81,463.64		81,463.64	F94 County Clerk Operating
F95 District Clerk Operating	69,938.60	13,042.04				0.00					82,980.64		82,980.64	F95 District Clerk Operating
Sub-Totals Trust and Agency	615,900.65	38,521.68	4,698.86	0.00	0.00	4,698.86	0.00	0.00	0.00	0.00	649,723.47	0.00	649,723.47	Sub-Totals Trust and Agency

TOTALS ALL FUNDS	20,397,756.05	2,857,828.06	816,935.84	265,201.39	602,474.53	1,684,611.76	0.00	0.00	0.00	0.00	21,570,972.35	4,550,000.00	17,020,972.35	TOTALS ALL FUNDS
-------------------------	----------------------	---------------------	-------------------	-------------------	-------------------	---------------------	-------------	-------------	-------------	-------------	----------------------	---------------------	----------------------	-------------------------



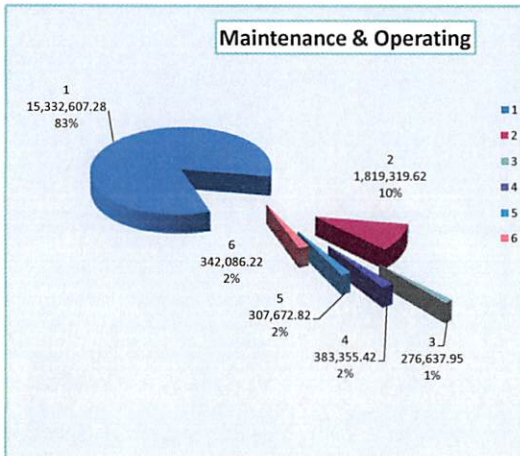
Cash Balances by Category
As of December 31, 2017

18,461,679.31	Maintenance & Operating
1,858,975.28	Special Revenue
15.18	Special Revenue ... Grants
195,199.78	Certificates of Obligation Bonds & General Obligation Bonds ... Project Operating
405,379.33	Certificates of Obligation Bonds & General Obligation Bonds ... Interest & Sinking
649,723.47	Trust and Agency
\$ 21,570,972.35	

GILLESPIE COUNTY, TEXAS
STATEMENT OF
Receipts, Disbursements, Electronic Funds Transfers, Payroll, Interfund Allocations, Adjustments, and Time Investments
of County Funds Managed by County Treasurer

Fiscal Year to Date as of Period Ended December 31, 2017

For Current Account Period	Cash Balance as of 09.30.2017	Receipts	Disbursements	Electronic Fund Transfers	Payroll	Total Disbursements	Interfund Allocations In	Interfund Allocations Out	FY2018 Adjustments	FY2017 YE Adjustments	Cash Balances as of 12.31.2017	Time Investments	Adjusted Cash Balance as of 12.31.2017	For Current Account Period
GENERAL and ROAD & BRIDGE ... Maintenance & Operating Funds														GENERAL and ROAD & BRIDGE ... Maintenance & Operating Funds
F10 General	14,923,536.00	4,530,879.12	2,212,930.68	795,512.05	1,113,365.11	4,121,807.84					15,332,607.28	4,550,000.00	10,782,607.28	F10 General
Road & Bridge Funds														Road & Bridge Funds
F15 County Wide	883,328.50	1,009,241.92	56,546.97		16,703.83	73,250.80					1,819,319.62		1,819,319.62	F15 County Wide
F16 Precinct No 1	297,118.95	118,086.84	80,571.08		57,996.76	138,567.84					276,637.95		276,637.95	F16 Precinct No 1
F17 Precinct No 2	306,581.79	193,258.39	60,800.82		55,683.94	116,484.76					383,355.42		383,355.42	F17 Precinct No 2
F18 Precinct No 3	307,349.83	117,501.05	50,799.66		66,378.40	117,178.06					307,672.82		307,672.82	F18 Precinct No 3
F19 Precinct No 4	304,542.39	114,615.59	23,115.96		53,955.80	77,071.76					342,086.22		342,086.22	F19 Precinct No 4
Sub-Total R&B	2,066,921.46	1,552,703.79	271,834.49	0.00	250,718.73	522,553.22	0.00	0.00	0.00	0.00	3,129,072.03	0.00	3,129,072.03	Sub-Total R&B
Sub-Totals General / Road & Bridge ... Maintenance & Operating Funds	17,022,457.46	6,083,582.91	2,484,765.17	795,512.05	1,364,083.84	4,644,361.06	0.00	0.00	0.00	0.00	18,461,679.31	4,550,000.00	13,911,679.31	Sub-Totals General / Road & Bridge ... Maintenance & Operating Funds



1	15,332,607.28	General Fund
2	1,819,319.62	F15 County Wide
3	276,637.95	F16 Precinct No 1
4	383,355.42	F17 Precinct No 2
5	307,672.82	F18 Precinct No 3
6	342,086.22	F19 Precinct No 4
Total	\$ 18,461,679.31	

GILLESPIE COUNTY, TEXAS
STATEMENT OF
Receipts, Disbursements, Electronic Funds Transfers, Payroll, Interfund Allocations, Adjustments, and Time Investments
of County Funds Managed by County Treasurer

Fiscal Year to Date as of Period Ended December 31, 2017

For Current Account Period	Cash Balance as of 09.30.2017	Receipts	Disbursements	Electronic Fund Transfers	Payroll	Total Disbursements	Interfund Allocations In	Interfund Allocations Out	FY2018 Adjustments	FY2017 YE Adjustments	Cash Balances as of 12.31.2017	Time Investments	Adjusted Cash Balance as of 12.31.2017	For Current Account Period
SPECIAL REVENUE														
F20 Law Library	4,240.37	2,520.24	5,882.00			5,882.00					878.61		878.61	F20 Law Library
F21 Lateral Road Precinct Depts														F21 Lateral Road Precinct Depts
Precinct No 1	0.00	6,658.22				0.00					6,658.22		6,658.22	Precinct No 1
Precinct No 2	25.04	6,658.22				0.00					6,683.26		6,683.26	Precinct No 2
Precinct No 3	0.00	6,658.21				0.00					6,658.21		6,658.21	Precinct No 3
Precinct No 4	0.00	6,658.22				0.00					6,658.22		6,658.22	Precinct No 4
F24 Probate														F24 Probate
Training	4,720.77	113.00				0.00					4,833.77		4,833.77	Training
Guardianship Prograr	31,868.70	620.00				0.00					32,488.70		32,488.70	Guardianship Program
F25 Court Reporter Service	0.00	585.11	287.09			287.09					298.02		298.02	F25 Court Reporter Service
F28 County Records Mgmnt	45,077.07	1,594.67	6,550.76			6,550.76					40,120.98		40,120.98	F28 County Records Mgmnt
F29 County Clerk Records Mgmnt	156,542.49	11,216.11	30,450.06		6,239.23	36,689.29					131,069.31		131,069.31	F29 County Clerk Records Mgmnt
F30 Sheriff Forfeiture	46,716.11	3,164.07	753.85			753.85					49,126.33		49,126.33	F30 Sheriff Forfeiture
F93 Sheriff Abandoned Vehicle	1,216.20	3.76				0.00					1,219.96		1,219.96	F93 Sheriff Abandoned Vehicle
F31 Justice Court Bldg Security	9,531.27	383.56				0.00					9,914.83		9,914.83	F31 Justice Court Bldg Security
F32 Courthouse Security	35,318.46	2,797.50				0.00					38,115.96		38,115.96	F32 Courthouse Security
F34 District Clerk Records Mgmnt	10,483.00	220.03				0.00					10,703.03		10,703.03	F34 District Clerk Records Mgmnt
F35 County & District Courts Technology	24,373.70	559.90				0.00					24,933.60		24,933.60	F35 County & District Courts Technology
F36 Occupancy Tax	682,484.17	116,787.95	183,563.00			183,563.00					615,709.12		615,709.12	F36 Occupancy Tax
F37 Pretrial Intervention	136,525.71	1,000.00				0.00					137,525.71		137,525.71	F37 Pretrial Intervention
F51 Justice Court Technology	130,407.55	1,550.19				0.00					131,957.74		131,957.74	F51 Justice Court Technology
F72 Airport Operating	557,393.28	61,087.81	14,193.75		23,086.80	37,280.55					581,200.54		581,200.54	F72 Airport Operating
F78 LEOSE -Sheriff	4,176.82					0.00					4,176.82		4,176.82	F78 LEOSE -Sheriff
F79 LEOSE- Constable 1	9,385.42					0.00					9,385.42		9,385.42	F79 LEOSE- Constable 1
F82 LEOSE-Constable 2	7,331.75					0.00					7,331.75		7,331.75	F82 LEOSE-Constable 2
F81 Tax Assessor-M V I	106.75					0.00					106.75		106.75	F81 Tax Assessor-M V I
F40 Sheriff Equitable Sharina	1,216.66	3.76				0.00					1,220.42		1,220.42	F40 Sheriff Equitable Sharing
Sub-Totals Special Revenue	1,899,141.29	230,840.53	241,680.51	0.00	29,326.03	271,006.54	0.00	0.00	0.00	0.00	1,858,975.28	0.00	1,858,975.28	Sub-Totals Special Revenue

GILLESPIE COUNTY, TEXAS
STATEMENT OF
Receipts, Disbursements, Electronic Funds Transfers, Payroll, Interfund Allocations, Adjustments, and Time Investments
of County Funds Managed by County Treasurer

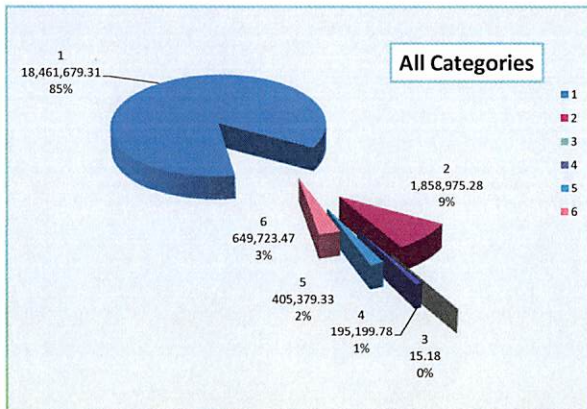
Fiscal Year to Date as of Period Ended December 31, 2017

For Current Account Period	Cash Balance as of 09.30.2017	Receipts	Disbursements	Electronic Fund Transfers	Payroll	Total Disbursements	Interfund Allocations In	Interfund Allocations Out	FY2018 Adjustments	FY2017 YE Adjustments	Cash Balances as of 12.31.2017	Time Investments	Adjusted Cash Balance as of 12.31.2017	For Current Account Period
SPECIAL REVENUE ... GRANTS														
F11 Grants ... General - Energy Efficiency	0.00					0.00					0.00		0.00	F11 Grants ... General - Energy Efficiency
F11 Grants ... Law Enforcement, Emergency Services P25 Compliant Radio	0.00					0.00					0.00		0.00	F11 Grants ... Law Enforcement, Emergency Services P25 Compliant Radio
F54 PML .. Loan Star Grant	0.00					0.00					0.00		0.00	F54 PML .. Loan Star Grant
F54 PML .. PAC-HUG Grant	0.00					0.00					0.00		0.00	F54 PML .. PAC-HUG Grant
F71 Airport Capital Project Grant	15.18					0.00					15.18		15.18	F71 Airport Capital Project Grant
Sub-Totals Special Revenue .. Grants	15.18	0.00	0.00	0.00	0.00	0.00	0.00	0.00	0.00	0.00	15.18	0.00	15.18	Sub-Totals Special Revenue .. Grants
CERTIFICATES OF OBLIGATION BONDS and GENERAL OBLIGATION BONDS ... Project Operating Accounts														
F61 GOB Series 2013 ... Jail Project	290,749.68	971.96	96,521.86			96,521.86					195,199.78		195,199.78	F61 GOB Series 2013 ... Jail Project
Sub-Totals COB ... GOB Operating	290,749.68	971.96	96,521.86	0.00	0.00	96,521.86	0.00	0.00	0.00	0.00	195,199.78	0.00	195,199.78	Sub-Totals COB ... GOB Operating
CERTIFICATES OF OBLIGATION BONDS and GENERAL OBLIGATION BONDS ... Interest & Sinking Accounts														
F62 GOB Series 2013 ... Interest & Sinking	50,995.65	281,649.36				0.00					332,645.01		332,645.01	F62 GOB Series 2013 ... Interest & Sinking
F53 COB Series 2001 / GOB Refunding Series 2013 ... Interest & Sinking	23,888.57	49,595.75		750.00		750.00					72,734.32		72,734.32	F53 COB Series 2001 / GOB Refunding Series 2013 ... Interest & Sinking
Sub-Totals COB ... GOB I&S	74,884.22	331,245.11	0.00	750.00	0.00	750.00	0.00	0.00	0.00	0.00	405,379.33	0.00	405,379.33	Sub-Totals COB ... GOB I&S

**GILLESPIE COUNTY, TEXAS
STATEMENT OF
Receipts, Disbursements, Electronic Funds Transfers, Payroll, Interfund Allocations, Adjustments, and Time Investments
of County Funds Managed by County Treasurer**

Fiscal Year to Date as of Period Ended December 31, 2017

For Current Account Period	Cash Balance as of 09.30.2017	Receipts	Disbursements	Electronic Fund Transfers	Payroll	Total Disbursements	Interfund Allocations In	Interfund Allocations Out	FY2018 Adjustments	FY2017 YE Adjustments	Cash Balances as of 12.31.2017	Time Investments	Adjusted Cash Balance as of 12.31.2017	For Current Account Period
TRUST and AGENCY														
F22 Criminal Justice	68,042.58	48,864.46	402.43	89,414.61		89,817.04					27,090.00		27,090.00	F22 Criminal Justice
F27 Waste Water	970.00	610.00	820.00			820.00					760.00		760.00	F27 Waste Water
F80 County Attorney Hot Check	11,062.68	5,163.92	2,697.23			2,697.23					13,529.37		13,529.37	F80 County Attorney Hot Check
F89 McDermott (PML)	111,393.96	344.62				0.00					111,738.58		111,738.58	F89 McDermott (PML)
F92 Breiten (PML)	193,950.78	593.25	5,049.22			5,049.22					189,494.81		189,494.81	F92 Breiten (PML)
F85 Justice Of Peace 1	33,951.11	31,905.89	5,198.96			5,198.96					60,658.04		60,658.04	F85 Justice Of Peace 1
F86 Justice Of Peace 2	17,004.83	8,685.04	877.09			877.09					24,812.78		24,812.78	F86 Justice Of Peace 2
F83 Appellate Judicial	1,594.08	361.65	1,874.12			1,874.12					81.61		81.61	F83 Appellate Judicial
F84 Alternative Dispute Resolution	1,935.00	910.07	2,554.86			2,554.86					290.21		290.21	F84 Alternative Dispute Resolution
F90 Unclaimed Monies	57,075.87		252.08			252.08					56,823.79		56,823.79	F90 Unclaimed Monies
F94 County Clerk Operating	56,542.95	25,229.10	308.41			308.41					81,463.64		81,463.64	F94 County Clerk Operating
F95 District Clerk Operating	44,260.74	40,245.90	1,526.00			1,526.00					82,980.64		82,980.64	F95 District Clerk Operating
Sub-Totals Trust and Agency	597,784.58	162,913.90	21,560.40	89,414.61	0.00	110,975.01	0.00	0.00	0.00	0.00	649,723.47	0.00	649,723.47	Sub-Totals Trust and Agency
TOTALS ALL FUNDS	19,885,032.41	6,809,554.41	2,844,527.94	885,676.66	1,393,409.87	5,123,614.47	0.00	0.00	0.00	0.00	21,570,972.35	4,550,000.00	17,020,972.35	TOTALS ALL FUNDS



1	18,461,679.31	Maintenance & Operating
2	1,858,975.28	Special Revenue
3	15.18	Special Revenue ... Grants
4	195,199.78	Certificates of Obligation Bonds & General Obligation Bonds ... Project Operating
5	405,379.33	Certificates of Obligation Bonds & General Obligation Bonds ... Interest & Sinking
6	649,723.47	Trust and Agency
\$	21,570,972.35	

FY2017-2018
GILLESPIE COUNTY, TEXAS
STATEMENT OF
Fund Cash/ Investment Balances of All County Funds Managed By County Treasurer

FUND DESCRIPTION ACTIVE FUNDS		FY2018	FY2017	FY2016	FY2015	FY2014	FY2013	FY2012	FY2011	FY2010	FY2009	FY2008	FY2007	FY2006	FY2005	
		As of 12.31.2017							As Of Fiscal Year Ending Date							
GENERAL and ROAD & BRIDGE Maintenance & Operating																
F10	General Fund															
	All Departments	15,332,607.28	14,923,536.00	12,334,694.04	10,425,972.66	9,427,791.73	7,929,967.87	6,382,410.44	7,099,577.50	8,058,141.42	9,262,263.41	8,857,295.99	7,871,493.01	6,391,051.39	4,764,571.70	
Road & Bridge																
F15	County Wide	1,819,319.62	883,328.50	348,372.04	341,842.65	378,620.01	285,411.34	269,007.62	247,933.84	231,323.63	415,645.89	590,087.10	266,135.87	214,879.76	325,631.63	
F16	Precinct No 1	276,637.95	297,118.95	299,702.39	268,572.55	241,992.22	241,285.37	245,176.66	314,264.01	419,950.01	310,192.73	159,578.97	288,106.85	214,159.86	146,948.45	
F17	Precinct No 2	383,355.42	306,581.79	306,892.17	267,713.97	250,708.69	263,049.77	258,790.65	290,025.28	437,336.83	225,655.61	238,217.17	214,371.88	129,291.12	143,620.74	
F18	Precinct No 3	307,672.82	307,349.83	298,810.08	268,676.90	143,588.42	266,091.82	255,513.57	302,798.14	356,974.50	189,553.20	94,153.92	261,697.98	131,482.78	89,710.29	
F19	Precinct No 4	342,086.22	304,542.39	298,831.13	269,015.94	228,968.64	296,509.28	242,510.97	296,473.77	334,265.94	297,466.40	205,119.63	294,441.60	144,424.27	87,076.99	
	Road & Bridge Sub-Totals	3,129,072.03	2,098,921.46	1,552,607.81	1,415,822.01	1,243,877.98	1,352,347.58	1,270,999.47	1,451,495.04	1,779,850.91	1,438,513.83	1,287,156.79	1,324,754.18	834,237.79	792,988.10	
Sub-Totals																
General and Road & Bridge Maintenance & Operating		18,461,679.31	17,022,457.46	13,887,301.85	11,841,794.67	10,671,669.71	9,282,315.45	7,653,409.91	8,551,072.54	9,837,992.33	10,700,777.24	10,144,452.78	9,196,247.19	7,225,289.18	5,557,559.80	

**FY2017-2018
GILLESPIE COUNTY, TEXAS
STATEMENT OF
Fund Cash/ Investment Balances of All County Funds Managed By County Treasurer**

FUND DESCRIPTION ACTIVE FUNDS		FY2018	FY2017	FY2016	FY2015	FY2014	FY2013	FY2012	FY2011	FY2010	FY2009	FY2008	FY2007	FY2006	FY2005	
		As of 12.31.2017					As Of Fiscal Year Ending Date									
SPECIAL REVENUE																
F20	Law Library	878.61	4,240.37	2,467.24	7,760.46	13,480.79	22,378.86	28,338.91	39,192.23	43,400.98	41,852.55	42,419.59	40,079.68	36,066.66	31,284.42	
F21	Lateral Road Precinct Depts											31,328.62	18,897.94	0.00	12,377.05	
	Precinct No 1	6,658.22	0.00	13,291.39	6,633.18	0.00	0.00	0.00	0.00	0.00	0.00					
	Precinct No 2	6,683.26	25.04	25.04	0.00	0.00	0.00	0.00	0.00	0.00	0.00					
	Precinct No 3	6,658.21	0.00	6,658.22	0.00	0.00	0.00	0.00	0.00	0.00	0.00					
	Precinct No 4	6,658.22	0.00	0.00	0.00	0.00	0.00	0.00	0.00	0.00	0.00					
F24	Probate Fund															
	Training	4,833.77	4,720.77	4,299.77	4,572.06	4,124.42	4,478.28	3,863.76	4,145.00	3,616.94	3,996.51	3,568.10	3,645.71	3,765.83	3,195.83	
	Guardianship Program	32,488.70	31,868.70	28,228.70	25,200.92	22,216.48	19,143.76	15,277.64	12,092.87	8,595.01	5,109.40	2,328.98				
F25	Court Reporter Service	298.02	0.00	3,248.11	467.33	236.68	2,457.15	772.43	531.72	3,586.72	3,925.99	4,749.95	4,047.90	5,121.28	5,477.58	
F28	County Records Mgt	40,120.98	45,077.07	69,004.06	91,506.18	83,503.81	75,768.96	68,085.54	60,798.05	85,746.02	83,499.27	78,601.53	67,393.03	58,717.22	51,017.76	
F29	County Clerk Rcds Mgt	131,069.31	156,542.49	117,867.78	103,515.09	86,517.49	60,025.77	49,201.97	50,654.52	68,198.97	73,472.48	70,443.27	82,242.00	72,150.57	72,669.38	
F30	Sheriff Forfeiture	49,126.33	46,716.11	41,956.71	37,627.93	15,712.92	15,899.44	11,441.71	7,858.55	9,611.45	9,686.21	7,929.49	7,672.56	7,249.58	5,649.05	
F93	Sheriff Abandoned Vehicle	1,219.96	1,216.20	1,206.15	1,201.61	1,199.37	1,197.57	1,195.50	1,193.43	1,191.12	1,188.59					
F31	Justice Court Bldg Security	9,914.83	9,531.27	31,719.70	29,522.59	27,149.25	24,171.38	21,074.90	18,274.01	14,515.70	10,916.77	7,584.19	4,002.12	1,179.63		
F32	Courthouse Security	38,115.96	35,318.46	17,774.07	2,097.39	12,630.03	44,053.70	71,743.76	102,026.09	130,994.24	144,526.10	135,480.79	121,098.83	107,026.56	97,568.68	
F34	Distist Clerk Records Mgmt	10,703.03	10,483.00	8,791.19	7,114.22	5,630.28	5,335.50	3,698.05	5,990.38	4,439.59	2,786.99	1,052.78	1,379.12	3,360.24	2,440.00	
F35	County & District Courts Technolog	24,933.60	24,373.70	20,360.61	16,756.67	13,523.64	11,667.87	8,337.60	5,132.39	1,816.93						
F36	Occupacy Tax	615,709.12	682,484.17	608,412.96	538,177.10	447,100.78	390,614.91	338,673.95	308,813.75	320,237.64	317,065.36	247,888.90	119,121.10	0.00		
F37	Pretrial Intervention	137,525.71	136,525.71	127,525.71	123,025.71	123,025.71	122,525.71	114,790.71	66,662.71	28,926.64	13,800.00	7,300.00				
F51	Justice Court Technology	131,957.74	130,407.55	121,167.37	112,119.89	102,554.58	90,599.26	78,070.58	74,024.21	58,891.29	45,290.75	33,688.80	21,166.16	9,714.42	4,805.84	
F72	Airport Operating	581,200.54	557,393.28	952,258.99	1,037,772.61	598,769.47	573,788.08	89,165.48	23,728.30	11,341.82	73,880.94	31,324.65	16,738.96	39,251.50	24,529.76	
F78	LEOSE-Sheriff	4,176.82	4,176.82	5,436.41	4,028.28	2,058.58	0.00	1,126.08	4,026.08	2,976.21	7,014.12	5,446.60	4,467.33	3,818.12	2,074.71	
F79	LEOSE-Constable 1	9,385.42	9,385.42	8,702.83	8,038.15	7,379.00	6,728.73	6,728.73	6,748.73	6,086.06	5,498.36	4,837.67	4,167.79	3,560.06	2,890.67	
F82	LEOSE-Constable 2	7,331.75	7,331.75	6,649.16	5,984.48	6,105.88	5,455.61	5,455.61	5,455.61	5,537.84	5,421.92	4,761.23	4,091.35	3,785.87	3,116.48	
F81	Tax Assessor M V I	106.75	106.75	106.75	106.75	106.75	106.75	106.75	95.92	73.66	73.66	0.00	2,290.79	2,178.41	1,833.73	
F40	Sheriff Equitable Sharing	1,220.42	1,216.66	1,206.61	1,202.07	1,200.17										
	Sub-Totals	1,858,975.28	1,899,141.29	2,198,365.53	2,164,430.67	1,574,226.08	1,476,397.29	917,149.66	797,444.55	809,784.83	849,005.97	720,735.14	522,502.37	356,945.95	320,930.94	
	Special Revenue															

FY2017-2018
GILLESPIE COUNTY, TEXAS
STATEMENT OF
Fund Cash/ Investment Balances of All County Funds Managed By County Treasurer

FUND DESCRIPTION ACTIVE FUNDS	FY2018	FY2017	FY2016	FY2015	FY2014	FY2013	FY2012	FY2011	FY2010	FY2009	FY2008	FY2007	FY2006	FY2005
----------------------------------	--------	--------	--------	--------	--------	--------	--------	--------	--------	--------	--------	--------	--------	--------

As of 12.31.2017

As Of Fiscal Year Ending Date

SPECIAL REVENUE ... GRANTS														
F11	Grants ... General - Energy Efficient	0.00	0.00	0.00	0.00	0.00	0.00	38.98						
F11	Grants ... Law Enforcement, Emergency Services P25 Compliant Radio	0.00	0.00	0.00	0.00	75,248.14	(78,346.14)	0.00						
F54	PML...Loan Star Grant	0.00	0.00	258.39	258.39	258.39	258.39	258.39	254.04	345.29	522.91	293.50	65.12	28.36
F54	PML...PAC-HUG Grant	0.00	0.00	211.40	211.40	211.40	211.40	211.40	211.40	211.06	209.40	6,634.72	6,307.45	
F71	Airport Capital Project Grant	15.18	15.18	15.18	15.18	15.18	11,795.25							
	Sub-Totals													
	Special Revenue ... Grants	15.18	15.18	484.97	484.97	75,733.11	(66,081.10)	469.79	508.77	465.44	556.35	732.31	6,928.22	6,372.57

CERTIFICATES OF OBLIGATION BONDS and GENERAL OBLIGATION BONDS Operating Accounts														
F61	GOB Series 2013 ... Jail Project	195,199.78	290,749.68	290,019.50	491,873.19	5,249,856.00	13,952,401.46							
	Sub-Totals													
	COB ... GOB Operating	195,199.78	290,749.68	290,019.50	491,873.19	5,249,856.00	13,952,401.46	0.00	0.00	0.00	0.00	0.00	0.00	0.00

CERTIFICATES OF OBLIGATION BONDS and GENERAL OBLIGATION BONDS Interest & Sinking Accounts														
F62	GOB Series 2013 ... Interest & Sinking	330,583.79	50,995.65	367,170.78	176,091.44	186,733.10	33,431.94							
F53	COB Series 2001 / GOB Refunding Series 2013 ... Interest & Sinking	74,795.54	23,888.57	60,224.16	22,393.57	30,914.07	37,851.74	30,199.42	28,061.84	2,624.28	8,069.04	82,110.37	95,558.09	31,073.48
	Sub-Totals													
	COB ... GOB I&S	405,379.33	74,884.22	427,394.94	198,485.01	217,647.17	71,283.68	30,199.42	28,061.84	2,624.28	8,069.04	82,110.37	95,558.09	31,073.48

FY2017-2018
GILLESPIE COUNTY, TEXAS
STATEMENT OF
Fund Cash/ Investment Balances of All County Funds Managed By County Treasurer

FUND DESCRIPTION ACTIVE FUNDS		FY2018	FY2017	FY2016	FY2015	FY2014	FY2013	FY2012	FY2011	FY2010	FY2009	FY2008	FY2007	FY2006	FY2005	
		As of 12.31.2017							As Of Fiscal Year Ending Date							
TRUST and AGENCY																
F22	Criminal Justice	27,090.00	68,042.58	54,932.91	54,332.95	56,439.35	62,059.07	51,843.04	61,241.11	72,063.98	65,435.27	86,647.15	71,204.17	56,514.01	47,492.20	
F27	Waste Water	760.00	970.00	730.00	650.00	610.00	500.00	660.00	450.00	630.00	590.00	910.00	300.00	2,500.00	1,090.00	
F80	County Attorney Hot Check	13,529.37	11,062.68	7,577.51	11,784.05	11,142.69	17,676.23	21,388.16	14,191.24	6,555.71	23,288.36	13,177.74	8,791.79	9,641.14	9,240.53	
F89	McDermott (PML)	111,738.58	111,393.96	110,471.53	138,721.86	144,339.67	145,002.86	144,748.09	155,460.28	157,606.59	157,267.26	155,991.94	150,937.08	143,185.65	138,423.71	
F92	Breiten (PML)	189,494.81	193,950.78	201,971.34	207,231.35	213,777.98	232,518.32	242,104.78	263,175.02	295,903.52	295,266.14	292,871.78	283,381.35	374,330.42	416,034.73	
F85	Justice Peace No 1	60,658.04	33,951.11	35,430.40	39,391.40	36,196.17	38,870.87	32,802.78	31,544.44	42,704.30	27,861.46	32,606.50	31,714.74	31,364.72	20,388.07	
F86	Justice Peace No 2	24,812.78	17,004.83	15,777.64	16,066.07	25,655.83	23,579.31	23,495.92	25,400.31	30,650.37	26,998.27	29,161.96	34,657.77	22,634.54	22,782.46	
F83	Appellate Judicial	81.61	1,594.08	1,156.16	777.34	703.81	1,315.45	1,354.03	1,180.92	1,181.94	1,075.75	1,547.53	1,154.53	1,161.47	819.50	
F84	Alternative Dispute	290.21	1,935.00	1,857.31	2,195.50	720.00	1,796.86	1,493.98	2,087.71	1,840.22	1,664.85	1,697.66	2,052.55	2,024.68	6,530.00	
F90	Unclaimed Monies	56,823.79	57,075.87	57,058.39	54,211.45	55,949.27	50,746.77	48,698.94	47,544.20	47,757.66	46,394.14	43,344.41	36,840.41	5,213.28	4,961.20	
F94	County Clerk Operating	81,463.64	56,542.95	54,774.79	42,645.44	43,947.02	33,039.61	38,409.66	32,375.08	41,376.98						
F95	District Clerk Operating	82,980.64	44,260.74	48,925.35	71,669.36	86,979.66	41,113.16	41,651.53	48,532.38	47,975.16						
Sub-Totals Trust & Agency		649,723.47	597,784.58	590,663.33	639,676.77	676,461.45	648,218.51	648,650.91	683,182.69	746,246.43	645,841.50	657,956.67	621,034.39	648,569.91	667,762.40	
TOTALS ALL ACTIVE FUNDS		21,570,972.35	19,885,032.41	17,394,230.12	15,336,745.28	18,465,593.52	25,364,535.29	9,249,879.69	10,060,270.39	11,397,113.31	12,204,250.10	11,605,987.27	10,442,270.26	8,268,251.09	6,569,541.83	
		FY2018 As of 12.31.2017	FY2017	FY2016	FY2015	FY2014	FY2013	FY2012	FY2011	FY2010	FY2009	FY2008	FY2007	FY2006	FY2005	
		As Of Fiscal Year Ending Date														

**FY2017-2018
GILLESPIE COUNTY, TEXAS
STATEMENT OF
Fund Cash/ Investment Balances of All County Funds Managed By County Treasurer**

FUND DESCRIPTION INACTIVE FUNDS		FY2018	FY2017	FY2016	FY2015	FY2014	FY2013	FY2012	FY2011	FY2010	FY2009	FY2008	FY2007	FY2006	FY2005	
		As of 12.31.2017					As Of Fiscal Year Ending Date									
INACTIVE FUNDS																
F99	Light Up The Block				0.00	3.48	3.48	3.48	3.48	3.48	73.05	90.54	47.76	0.00	0.00	
F87	Flora Eckert							0.00	0.00	2,633.35	4,511.42	6,484.28	6,274.17	5,951.99	5,682.06	
F49	Homeland Security (2)								0.00	0.00	0.00	0.00	0.00	0.00	0.00	
F50	Homeland Security								0.00	0.00	0.00	0.00	0.00	100.00	0.00	
F88	Krikorian								0.00	0.00	28,000.00	26,700.71	25,835.51	25,117.93	24,942.10	
F38	Intoxication/Drug Court								0.00	0.00	0.00	869.40				
F33	Graffiti Eradication								0.00	0.00	0.00	0.00	0.00	0.00	0.00	
F52	COB Series 2001								0.00	0.00	0.00	0.00	0.00	0.00	0.00	
F--	County Court Records Archive...										0.00	0.00	0.00	0.00	0.00	
F55	TIF Grant															
F56	1997 TCHCA-Fbg															
F74	Airport Economic															
F60	Post Office Certificates															
F26	Historical Commission															
F57	Harper-1996TCDP															
F58	Stonewall Grant #2															
F59	Stonewall Grant #1															
F91	DWI Educational															
F73	Airport Master															
F14	Internal Inventory															
TOTALS ALL INACTIVE FUNDS		0.00	0.00	0.00	0.00	0.00	0.00	0.00	0.00	0.00	2,633.35	32,511.42	34,054.39	32,109.68	31,169.92	30,624.16
TOTALS ALL FUNDS		21,570,972.35	19,885,032.41	17,394,230.12	15,336,745.28	18,465,593.52	25,364,535.29	9,249,879.69	10,060,270.39	11,399,746.66	12,236,761.52	11,640,041.66	10,474,379.94	8,299,421.01	6,600,165.99	
		As of 12.31.2017					As Of Fiscal Year Ending Date									

FY2017-2018
GILLESPIE COUNTY, TEXAS
STATEMENT OF
Fund Cash/ Investment Balances of All County Funds Managed By County Treasurer

FUND DESCRIPTION ACTIVE FUNDS		FY2018	FY2017	FY2016	FY2015	FY2014	FY2013	FY2012	FY2011	FY2010	FY2009	FY2008	FY2007	FY2006	FY2005	
		As of 12.31.2017							As Of Fiscal Year Ending Date							
GENERAL and ROAD & BRIDGE Maintenance & Operating																
F10	General Fund															
	All Departments	15,332,607.28	14,923,536.00	12,334,694.04	10,425,972.66	9,427,791.73	7,929,967.87	6,382,410.44	7,099,577.50	8,058,141.42	9,262,263.41	8,857,295.99	7,871,493.01	6,391,051.39	4,764,571.70	
Road & Bridge																
F15	County Wide	1,819,319.62	883,328.50	348,372.04	341,842.65	378,620.01	285,411.34	269,007.62	247,933.84	231,323.63	415,645.89	590,087.10	266,135.87	214,879.76	325,631.63	
F16	Precinct No 1	276,637.95	297,118.95	299,702.39	268,572.55	241,992.22	241,285.37	245,176.66	314,264.01	419,950.01	310,192.73	159,578.97	288,106.85	214,159.86	146,948.45	
F17	Precinct No 2	383,355.42	306,581.79	306,892.17	267,713.97	250,708.69	263,049.77	258,790.65	290,025.28	437,336.83	225,655.61	238,217.17	214,371.88	129,291.12	143,620.74	
F18	Precinct No 3	307,672.82	307,349.83	298,810.08	268,676.90	143,588.42	266,091.82	255,513.57	302,798.14	356,974.50	189,553.20	94,153.92	261,697.98	131,482.78	89,710.29	
F19	Precinct No 4	342,086.22	304,542.39	298,831.13	269,015.94	228,968.64	296,509.28	242,510.97	296,473.77	334,265.94	297,466.40	205,119.63	294,441.60	144,424.27	87,076.99	
	Road & Bridge Sub-Totals	3,129,072.03	2,098,921.46	1,552,607.81	1,415,822.01	1,243,877.98	1,352,347.58	1,270,999.47	1,451,495.04	1,779,850.91	1,438,513.83	1,287,156.79	1,324,754.18	834,237.79	792,988.10	
Sub-Totals General and Road & Bridge Maintenance & Operating		18,461,679.31	17,022,457.46	13,887,301.85	11,841,794.67	10,671,669.71	9,282,315.45	7,653,409.91	8,551,072.54	9,837,992.33	10,700,777.24	10,144,452.78	9,196,247.19	7,225,289.18	5,557,559.80	

**FY2017-2018
GILLESPIE COUNTY, TEXAS
STATEMENT OF**

Fund Cash/ Investment Balances of All County Funds Managed By County Treasurer

FUND DESCRIPTION ACTIVE FUNDS		FY2018	FY2017	FY2016	FY2015	FY2014	FY2013	FY2012	FY2011	FY2010	FY2009	FY2008	FY2007	FY2006	FY2005	
		As of 12.31.2017							As Of Fiscal Year Ending Date							
SPECIAL REVENUE																
F20	Law Library	878.61	4,240.37	2,467.24	7,760.46	13,480.79	22,378.86	28,338.91	39,192.23	43,400.98	41,852.55	42,419.59	40,079.68	36,066.66	31,284.42	
F21	Lateral Road Precinct Depts											31,328.62	18,897.94	0.00	12,377.05	
	Precinct No 1	6,658.22	0.00	13,291.39	6,633.18	0.00	0.00	0.00	0.00	0.00	0.00					
	Precinct No 2	6,683.26	25.04	25.04	0.00	0.00	0.00	0.00	0.00	0.00	0.00					
	Precinct No 3	6,658.21	0.00	6,658.22	0.00	0.00	0.00	0.00	0.00	0.00	0.00					
	Precinct No 4	6,658.22	0.00	0.00	0.00	0.00	0.00	0.00	0.00	0.00	0.00					
F24	Probate Fund															
	Training	4,833.77	4,720.77	4,299.77	4,572.06	4,124.42	4,478.28	3,863.76	4,145.00	3,616.94	3,996.51	3,568.10	3,645.71	3,765.83	3,195.83	
	Guardianship Program	32,488.70	31,868.70	28,228.70	25,200.92	22,216.48	19,143.76	15,277.64	12,092.87	8,595.01	5,109.40	2,328.98				
F25	Court Reporter Service	298.02	0.00	3,248.11	467.33	236.68	2,457.15	772.43	531.72	3,586.72	3,925.99	4,749.95	4,047.90	5,121.28	5,477.58	
F28	County Records Mgt	40,120.98	45,077.07	69,004.06	91,506.18	83,503.81	75,768.96	68,085.54	60,798.05	85,746.02	83,499.27	78,601.53	67,393.03	58,717.22	51,017.76	
F29	County Clerk Rcds Mgt	131,069.31	156,542.49	117,867.78	103,515.09	86,517.49	60,025.77	49,201.97	50,654.52	68,198.97	73,472.48	70,443.27	82,242.00	72,150.57	72,669.38	
F30	Sheriff Forfeiture	49,126.33	46,716.11	41,956.71	37,627.93	15,712.92	15,899.44	11,441.71	7,858.55	9,611.45	9,686.21	7,929.49	7,672.56	7,249.58	5,649.05	
F93	Sheriff Abandoned Vehicle	1,219.96	1,216.20	1,206.15	1,201.61	1,199.37	1,197.57	1,195.50	1,193.43	1,191.12	1,188.59					
F31	Justice Court Bldg Security	9,914.83	9,531.27	31,719.70	29,522.59	27,149.25	24,171.38	21,074.90	18,274.01	14,515.70	10,916.77	7,584.19	4,002.12	1,179.63		
F32	Courthouse Security	38,115.96	35,318.46	17,774.07	2,097.39	12,630.03	44,053.70	71,743.76	102,026.09	130,994.24	144,526.10	135,480.79	121,098.83	107,026.56	97,568.68	
F34	Distist Clerk Records Mgmt	10,703.03	10,483.00	8,791.19	7,114.22	5,630.28	5,335.50	3,698.05	5,990.38	4,439.59	2,786.99	1,052.78	1,379.12	3,360.24	2,440.00	
F35	County & District Courts Technolog	24,933.60	24,373.70	20,360.61	16,756.67	13,523.64	11,667.87	8,337.60	5,132.39	1,816.93						
F36	Occupacy Tax	615,709.12	682,484.17	608,412.96	538,177.10	447,100.78	390,614.91	338,673.95	308,813.75	320,237.64	317,065.36	247,888.90	119,121.10	0.00		
F37	Pretrial Intervention	137,525.71	136,525.71	127,525.71	123,025.71	123,025.71	122,525.71	114,790.71	66,662.71	28,926.64	13,800.00	7,300.00				
F51	Justice Court Technology	131,957.74	130,407.55	121,167.37	112,119.89	102,554.58	90,599.26	78,070.58	74,024.21	58,891.29	45,290.75	33,688.80	21,166.16	9,714.42	4,805.84	
F72	Airport Operating	581,200.54	557,393.28	952,258.99	1,037,772.61	598,769.47	573,788.08	89,165.48	23,728.30	11,341.82	73,880.94	31,324.65	16,738.96	39,251.50	24,529.76	
F78	LEOSE-Sheriff	4,176.82	4,176.82	5,436.41	4,028.28	2,058.58	0.00	1,126.08	4,026.08	2,976.21	7,014.12	5,446.60	4,467.33	3,818.12	2,074.71	
F79	LEOSE-Constable 1	9,385.42	9,385.42	8,702.83	8,038.15	7,379.00	6,728.73	6,728.73	6,748.73	6,086.06	5,498.36	4,837.67	4,167.79	3,560.06	2,890.67	
F82	LEOSE-Constable 2	7,331.75	7,331.75	6,649.16	5,984.48	6,105.88	5,455.61	5,455.61	5,455.61	5,537.84	5,421.92	4,761.23	4,091.35	3,785.87	3,116.48	
F81	Tax Assessor M V I	106.75	106.75	106.75	106.75	106.75	106.75	106.75	95.92	73.66	73.66	0.00	2,290.79	2,178.41	1,833.73	
F40	Sheriff Equitable Sharing	1,220.42	1,216.66	1,206.61	1,202.07	1,200.17										
	Sub-Totals															
	Special Revenue	1,858,975.28	1,899,141.29	2,198,365.53	2,164,430.67	1,574,226.08	1,476,397.29	917,149.66	797,444.55	809,784.83	849,005.97	720,735.14	522,502.37	356,945.95	320,930.94	

**FY2017-2018
GILLESPIE COUNTY, TEXAS
STATEMENT OF**

Fund Cash/ Investment Balances of All County Funds Managed By County Treasurer

FUND DESCRIPTION ACTIVE FUNDS	FY2018	FY2017	FY2016	FY2015	FY2014	FY2013	FY2012	FY2011	FY2010	FY2009	FY2008	FY2007	FY2006	FY2005
----------------------------------	--------	--------	--------	--------	--------	--------	--------	--------	--------	--------	--------	--------	--------	--------

As of 12.31.2017

As Of Fiscal Year Ending Date

SPECIAL REVENUE ... GRANTS														
F11	Grants ... General - Energy Efficient	0.00	0.00	0.00	0.00	0.00	0.00	38.98						
F11	Grants ... Law Enforcement, Emergency Services P25 Compliant Radio	0.00	0.00	0.00	0.00	75,248.14	(78,346.14)	0.00						
F54	PML...Loan Star Grant	0.00	0.00	258.39	258.39	258.39	258.39	258.39	254.04	345.29	522.91	293.50	65.12	28.36
F54	PML...PAC-HUG Grant	0.00	0.00	211.40	211.40	211.40	211.40	211.40	211.40	211.06	209.40	6,634.72	6,307.45	
F71	Airport Capital Project Grant	15.18	15.18	15.18	15.18	15.18	11,795.25							
	Sub-Totals													
	Special Revenue ... Grants	15.18	15.18	484.97	484.97	75,733.11	(66,081.10)	469.79	508.77	465.44	556.35	732.31	6,928.22	6,372.57

CERTIFICATES OF OBLIGATION BONDS and GENERAL OBLIGATION BONDS Operating Accounts														
F61	GOB Series 2013 ... Jail Project	195,199.78	290,749.68	290,019.50	491,873.19	5,249,856.00	13,952,401.46							
	Sub-Totals													
	COB ... GOB Operating	195,199.78	290,749.68	290,019.50	491,873.19	5,249,856.00	13,952,401.46	0.00	0.00	0.00	0.00	0.00	0.00	0.00

CERTIFICATES OF OBLIGATION BONDS and GENERAL OBLIGATION BONDS Interest & Sinking Accounts														
F62	GOB Series 2013 ... Interest & Sinking	330,583.79	50,995.65	367,170.78	176,091.44	186,733.10	33,431.94							
F53	COB Series 2001 / GOB Refunding Series 2013 ... Interest & Sinking	74,795.54	23,888.57	60,224.16	22,393.57	30,914.07	37,851.74	30,199.42	28,061.84	2,624.28	8,069.04	82,110.37	95,558.09	31,073.48
	Sub-Totals													
	COB ... GOB I&S	405,379.33	74,884.22	427,394.94	198,485.01	217,647.17	71,283.68	30,199.42	28,061.84	2,624.28	8,069.04	82,110.37	95,558.09	31,073.48

**FY2017-2018
GILLESPIE COUNTY, TEXAS
STATEMENT OF
Fund Cash/ Investment Balances of All County Funds Managed By County Treasurer**

FUND DESCRIPTION ACTIVE FUNDS		FY2018	FY2017	FY2016	FY2015	FY2014	FY2013	FY2012	FY2011	FY2010	FY2009	FY2008	FY2007	FY2006	FY2005
		As of 12.31.2017				As Of Fiscal Year Ending Date									
TRUST and AGENCY															
F22	Criminal Justice	27,090.00	68,042.58	54,932.91	54,332.95	56,439.35	62,059.07	51,843.04	61,241.11	72,063.98	65,435.27	86,647.15	71,204.17	56,514.01	47,492.20
F27	Waste Water	760.00	970.00	730.00	650.00	610.00	500.00	660.00	450.00	630.00	590.00	910.00	300.00	2,500.00	1,090.00
F80	County Attorney Hot Check	13,529.37	11,062.68	7,577.51	11,784.05	11,142.69	17,676.23	21,388.16	14,191.24	6,555.71	23,288.36	13,177.74	8,791.79	9,641.14	9,240.53
F89	McDermott (PML)	111,738.58	111,393.96	110,471.53	138,721.86	144,339.67	145,002.86	144,748.09	155,460.28	157,606.59	157,267.26	155,991.94	150,937.08	143,185.65	138,423.71
F92	Breiten (PML)	189,494.81	193,950.78	201,971.34	207,231.35	213,777.98	232,518.32	242,104.78	263,175.02	295,903.52	295,266.14	292,871.78	283,381.35	374,330.42	416,034.73
F85	Justice Peace No 1	60,658.04	33,951.11	35,430.40	39,391.40	36,196.17	38,870.87	32,802.78	31,544.44	42,704.30	27,861.46	32,606.50	31,714.74	31,364.72	20,388.07
F86	Justice Peace No 2	24,812.78	17,004.83	15,777.64	16,066.07	25,655.83	23,579.31	23,495.92	25,400.31	30,650.37	26,998.27	29,161.96	34,657.77	22,634.54	22,782.46
F83	Appellate Judicial	81.61	1,594.08	1,156.16	777.34	703.81	1,315.45	1,354.03	1,180.92	1,181.94	1,075.75	1,547.53	1,154.53	1,161.47	819.50
F84	Alternative Dispute	290.21	1,935.00	1,857.31	2,195.50	720.00	1,796.86	1,493.98	2,087.71	1,840.22	1,664.85	1,697.66	2,052.55	2,024.68	6,530.00
F90	Unclaimed Monies	56,823.79	57,075.87	57,058.39	54,211.45	55,949.27	50,746.77	48,698.94	47,544.20	47,757.66	46,394.14	43,344.41	36,840.41	5,213.28	4,961.20
F94	County Clerk Operating	81,463.64	56,542.95	54,774.79	42,645.44	43,947.02	33,039.61	38,409.66	32,375.08	41,376.98					
F95	District Clerk Operating	82,980.64	44,260.74	48,925.35	71,669.36	86,979.66	41,113.16	41,651.53	48,532.38	47,975.16					
	Sub-Totals Trust & Agency	649,723.47	597,784.58	590,663.33	639,676.77	676,461.45	648,218.51	648,650.91	683,182.69	746,246.43	645,841.50	657,956.67	621,034.39	648,569.91	667,762.40
TOTALS ALL ACTIVE FUNDS		21,570,972.35	19,885,032.41	17,394,230.12	15,336,745.28	18,465,593.52	25,364,535.29	9,249,879.69	10,060,270.39	11,397,113.31	12,204,250.10	11,605,987.27	10,442,270.26	8,268,251.09	6,569,541.83
		FY2018 As of 12.31.2017				FY2017 As Of Fiscal Year Ending Date									

**FY2017-2018
GILLESPIE COUNTY, TEXAS
STATEMENT OF
Fund Cash/ Investment Balances of All County Funds Managed By County Treasurer**

FUND DESCRIPTION INACTIVE FUNDS	FY2018	FY2017	FY2016	FY2015	FY2014	FY2013	FY2012	FY2011	FY2010	FY2009	FY2008	FY2007	FY2006	FY2005
------------------------------------	--------	--------	--------	--------	--------	--------	--------	--------	--------	--------	--------	--------	--------	--------

As of 12.31.2017

As Of Fiscal Year Ending Date

INACTIVE FUNDS																
F99	Light Up The Block				0.00	3.48	3.48	3.48	3.48	3.48	73.05	90.54	47.76	0.00	0.00	
F87	Flora Eckert							0.00	0.00	2,633.35	4,511.42	6,484.28	6,274.17	5,951.99	5,682.06	
F49	Homeland Security (2)							0.00	0.00	0.00	0.00	0.00	0.00	0.00	0.00	
F50	Homeland Security							0.00	0.00	0.00	0.00	0.00	100.00	0.00	0.00	
F88	Krikorian							0.00	0.00	28,000.00	26,700.71	25,835.51	25,117.93	24,942.10		
F38	Intoxication/Drug Court							0.00	0.00	0.00	869.40					
F33	Graffiti Eradication							0.00	0.00	0.00	0.00	0.00	0.00	0.00	0.00	
F52	COB Series 2001							0.00	0.00	0.00	0.00	0.00	0.00	0.00	0.00	
F--	County Court Records Archive...									0.00	0.00	0.00	0.00	0.00	0.00	
F55	TIF Grant															
F56	1997 TCHCA-Fbg															
F74	Airport Economic															
F60	Post Office Certificates															
F26	Historical Commission															
F57	Harper-1996TCDP															
F58	Stonewall Grant #2															
F59	Stonewall Grant #1															
F91	DWI Educational															
F73	Airport Master															
F14	Internal Inventory															
TOTALS ALL INACTIVE FUNDS		0.00	0.00	0.00	0.00	0.00	0.00	0.00	0.00	0.00	2,633.35	32,511.42	34,054.39	32,109.68	31,169.92	30,624.16

TOTALS ALL FUNDS		21,570,972.35	19,885,032.41	17,394,230.12	15,336,745.28	18,465,593.52	25,364,535.29	9,249,879.69	10,060,270.39	11,399,746.66	12,236,761.52	11,640,041.66	10,474,379.94	8,299,421.01	6,600,165.99	
		FY2018	FY2017	FY2016	FY2015	FY2014	FY2013	FY2012	FY2011	FY2010	FY2009	FY2008	FY2007	FY2006	FY2005	
		As of 12.31.2017							As Of Fiscal Year Ending Date							

GILLESPIE COUNTY, TEXAS
STATEMENT OF
Maintenance & Operating Accounts

		FY2018 as of 12.31.2017	FY2017	FY2016	FY2015	FY2014	FY2013	FY2012	FY2011	FY2010	FY2009	FY2008	FY2007	FY2006	FY2005	FY2004
		As Of Fiscal Year Ending Date														
GENERAL and ROAD & BRIDGE Maintenance & Operating		Revenues Inclusive Interfund Allocations														
General M&O																
F10	General Fund	4,530,879.12	17,407,529.76	15,277,118.38	14,328,862.53	12,755,375.08	12,660,309.58	10,657,906.95	10,270,640.00	10,012,774.28	10,028,550.21	9,924,012.18	9,490,558.36	8,835,351.86	7,552,137.53	6,694,818.95
	General Fund Over/(Under) Prior Period	(12,876,650.64)	2,130,411.38	948,255.85	1,573,487.45	95,065.50	2,002,402.63	387,266.95	257,865.72	(15,775.93)	104,538.03	433,453.82	655,206.50	1,283,214.33	857,318.58	
	General Fund Cumulative Change for Periods Shown	(3,021,258.41)	10,712,710.81	8,582,299.43	7,634,043.58	6,060,556.13	5,965,490.63	3,963,088.00	3,575,821.05	3,317,955.33	3,333,731.26	3,229,193.23	2,795,739.41	2,140,532.91	857,318.58	
Road & Bridge M&O																
F15	County Wide	1,009,241.92	3,410,602.12	2,689,183.71	2,505,423.71	2,340,392.13	2,406,186.26	2,332,689.79	2,238,480.99	2,655,743.60	2,455,013.90	2,407,977.22	1,729,457.34	1,503,999.95	1,460,739.18	1,803,469.90
F16	Precinct No 1	118,086.84	736,562.93	672,953.29	553,250.36	562,311.15	535,823.96	495,287.80	435,659.70	744,672.18	777,666.49	466,454.42	389,503.85	464,726.41	353,441.58	363,007.70
F17	Precinct No 2	193,258.39	646,573.28	559,516.98	501,916.42	470,090.32	458,483.76	393,971.07	360,599.55	696,129.62	488,100.77	437,920.95	414,722.93	340,778.11	382,243.78	249,193.16
F18	Precinct No 3	117,501.05	657,870.65	573,953.02	835,249.40	653,606.04	774,237.93	893,200.46	815,249.25	827,083.23	773,976.99	580,570.58	415,908.20	451,128.21	381,907.46	446,687.99
F19	Precinct No 4	<u>114,615.59</u>	<u>571,413.50</u>	<u>586,899.98</u>	<u>518,659.61</u>	<u>444,169.11</u>	<u>503,497.57</u>	<u>395,510.13</u>	<u>490,546.26</u>	<u>554,193.35</u>	<u>558,733.58</u>	<u>486,036.38</u>	<u>388,009.34</u>	<u>303,825.62</u>	<u>350,971.44</u>	<u>248,722.06</u>
	Sub-Total R&B	1,552,703.79	6,023,022.48	5,082,506.98	4,914,499.50	4,470,568.75	4,678,229.48	4,510,659.25	4,340,535.75	5,477,821.98	5,053,491.73	4,378,959.55	3,337,601.66	3,064,458.50	2,929,303.44	3,111,080.81
	Road & Bridge Over/(Under) Prior Period	(4,470,318.69)	940,515.50	168,007.48	443,930.75	(207,660.73)	167,570.23	170,123.50	(1,137,286.23)	424,330.25	674,532.18	1,041,357.89	273,143.16	135,155.06	(181,777.37)	
	Road & Bridge Cumulative Change for Periods Shown	(1,376,599.65)	2,911,941.67	1,971,426.17	1,803,418.69	1,359,487.94	1,567,148.67	1,399,578.44	1,229,454.94	2,366,741.17	1,942,410.92	1,267,878.74	226,520.85	(46,622.31)	(181,777.37)	
Overall Totals General / Road & Bridge M&O		6,083,582.91	23,430,552.24	20,359,625.36	19,243,362.03	17,225,943.83	17,338,539.06	15,168,566.20	14,611,175.75	15,490,596.26	15,082,041.94	14,302,971.73	12,828,160.02	11,899,810.36	10,481,440.97	9,805,899.76
	Overall Over/(Under) Prior Period	(17,346,969.33)	3,070,926.88	1,116,263.33	2,017,418.20	(112,595.23)	2,169,972.86	557,390.45	(879,420.51)	408,554.32	779,070.21	1,474,811.71	928,349.66	1,418,369.39	675,541.21	
	Overall Cumulative Change for Periods Shown	(4,397,858.06)	13,624,652.48	10,553,725.60	9,437,462.27	7,420,044.07	7,532,639.30	5,362,666.44	4,805,275.99	5,684,696.50	5,276,142.18	4,497,071.97	3,022,260.26	2,093,910.60	675,541.21	

GILLESPIE COUNTY, TEXAS
STATEMENT OF
Maintenance & Operating Accounts

GENERAL and ROAD & BRIDGE Maintenance & Operating	FY2018 as of 12.31.2017	FY2017	FY2016	FY2015	FY2014	FY2013	FY2012	FY2011	FY2010	FY2009	FY2008	FY2007	FY2006	FY2005	FY2004
	As Of Fiscal Year Ending Date														
General M&O															
F10 General Fund	4,121,807.84	14,818,687.80	13,368,397.00	13,330,681.60	11,257,551.22	11,112,752.15	11,375,074.01	11,229,203.92	11,216,896.27	9,623,562.79	8,938,209.20	8,010,116.74	7,208,872.17	7,187,414.03	6,314,580.06
General Fund Over/(Under) Prior Period	(10,696,879.96)	1,450,290.80	37,715.40	2,073,130.38	144,799.07	(262,321.86)	145,870.09	12,307.65	1,593,313.48	685,373.59	928,092.46	801,244.57	21,458.14	872,833.97	
General Fund Cumulative Change for Periods Shown	(3,065,606.19)	8,504,107.74	7,053,816.94	7,016,101.54	4,942,971.16	4,798,172.09	5,060,493.95	4,914,623.86	4,902,316.21	3,309,002.73	2,623,629.14	1,695,536.68	894,292.11	872,833.97	
Road & Bridge M&O															
F15 County Wide	73,250.80	2,875,645.66	2,682,654.32	2,542,201.07	2,247,183.46	2,389,782.54	2,311,616.01	2,221,870.78	2,840,065.86	2,629,455.11	2,084,025.99	1,678,201.23	1,614,751.82	1,644,613.21	1,436,802.68
F16 Precinct No 1	138,567.84	739,146.37	641,823.45	526,670.03	561,604.30	539,715.25	564,375.15	541,345.70	634,914.90	627,052.73	594,982.30	315,556.86	397,515.00	365,672.92	340,012.45
F17 Precinct No 2	116,484.76	646,883.66	520,338.78	484,911.14	482,431.40	454,224.64	425,205.70	507,911.10	484,448.40	500,662.33	414,075.66	329,642.17	365,107.73	325,596.47	313,286.90
F18 Precinct No 3	117,178.06	649,330.90	543,819.84	710,160.92	776,109.44	763,659.68	940,485.03	869,425.61	659,661.93	678,577.71	748,114.64	285,693.00	409,355.72	362,931.51	504,242.39
F19 Precinct No 4	<u>77,071.76</u>	<u>565,702.24</u>	<u>557,084.79</u>	<u>478,612.31</u>	<u>511,709.75</u>	<u>449,499.26</u>	<u>449,472.93</u>	<u>528,338.43</u>	<u>517,393.81</u>	<u>466,386.81</u>	<u>575,358.35</u>	<u>237,992.01</u>	<u>246,478.54</u>	<u>297,748.19</u>	<u>298,140.85</u>
Sub-Total R&B	522,553.22	5,476,708.83	4,945,721.18	4,742,555.47	4,579,038.35	4,596,881.37	4,691,154.82	4,668,891.62	5,136,484.90	4,902,134.69	4,416,556.94	2,847,085.27	3,023,208.81	2,996,562.30	2,892,485.27
Road & Bridge Over/(Under) Prior Period	(4,954,155.61)	530,987.65	203,165.71	163,517.12	(17,843.02)	(94,273.45)	22,263.20	(467,593.28)	234,350.21	485,577.75	1,569,471.67	(176,123.54)	26,646.51	104,077.03	
Road & Bridge Cumulative Change for Periods Shown	(2,474,009.08)	2,584,223.56	2,053,235.91	1,850,070.20	1,686,553.08	1,704,396.10	1,798,669.55	1,776,406.35	2,243,999.63	2,009,649.42	1,524,071.67	(45,400.00)	130,723.54	104,077.03	
Overall Totals															
General / Road & Bridge M&O	4,644,361.06	20,295,396.63	18,314,118.18	18,073,237.07	15,836,589.57	15,709,633.52	16,066,228.83	15,898,095.54	16,353,381.17	14,525,717.48	13,354,766.14	10,857,202.01	10,232,080.98	10,183,976.33	9,207,065.33
Overall Over/(Under) Prior Period	(15,651,035.57)	1,981,278.45	240,881.11	2,236,647.50	126,956.05	(356,595.31)	168,133.29	(455,285.63)	1,827,663.69	1,170,951.34	2,497,564.13	625,121.03	48,104.65	976,911.00	
Overall Cumulative Change for Periods Shown	(5,539,615.27)	11,088,331.30	9,107,052.85	8,866,171.74	6,629,524.24	6,502,568.19	6,859,163.50	6,691,030.21	7,146,315.84	5,318,652.15	4,147,700.81	1,650,136.68	1,025,015.65	976,911.00	

Includes FY2014 year end adjustment of \$75,248.14 from F11 Grants, Law Enforcement

GILLESPIE COUNTY, TEXAS
STATEMENT OF
Maintenance & Operating Accounts

	FY2018 as of 12.31.2017	FY2017	FY2016	FY2015	FY2014	FY2013	FY2012	FY2011	FY2010	FY2009	FY2008	FY2007	FY2006	FY2005	FY2004
	As Of Fiscal Year Ending Date														
GENERAL and ROAD & BRIDGE Maintenance & Operating	Net Change for Periods Shown Revenues Less Expenditures Inclusive Interfund Allocations and Adjustments														
General M&O															
F10 General Fund	409,071.28	2,588,841.96	1,908,721.38	998,180.93	1,497,823.86	1,547,557.43	(717,167.06)	(958,563.92)	(1,204,121.99)	404,967.42	985,802.98	1,480,441.62	1,626,479.69	364,723.50	380,238.69
General Fund Over/(Under) Prior Period	(2,179,770.68)	680,120.58	910,540.45	(499,642.93)	(49,733.57)	2,264,724.49	241,396.86	245,558.07	(1,609,089.41)	(580,835.56)	(494,638.64)	(146,038.07)	1,261,756.19	(15,515.39)	
General Fund Cumulative Change for Periods Shown	44,347.78	2,208,603.07	1,528,482.49	617,942.04	1,117,584.97	1,167,318.54	(1,097,405.95)	(1,338,802.81)	(1,584,360.88)	24,728.53	605,564.09	1,100,202.73	1,246,240.80	(15,515.39)	
Road & Bridge M&O															
F15 County Wide	935,991.12	534,956.46	6,529.39	(36,777.36)	93,208.67	16,403.72	21,073.78	16,610.21	(184,322.26)	(174,441.21)	323,951.23	51,256.11	(110,751.87)	(183,874.03)	366,667.22
F16 Precinct No 1	(20,481.00)	(2,583.44)	31,129.84	26,580.33	706.85	(3,891.29)	(69,087.35)	(105,686.00)	109,757.28	150,613.76	(128,527.88)	73,946.99	67,211.41	(12,231.34)	22,995.25
F17 Precinct No 2	76,773.63	(310.38)	39,178.20	17,005.28	(12,341.08)	4,259.12	(31,234.63)	(147,311.55)	211,681.22	(12,561.56)	23,845.29	85,080.76	(14,329.62)	56,647.31	(64,093.74)
F18 Precinct No 3	322.99	8,539.75	30,133.18	125,088.48	(122,503.40)	10,578.25	(47,284.57)	(54,176.36)	167,421.30	95,399.28	(167,544.06)	130,215.20	41,772.49	18,975.95	(57,554.40)
F19 Precinct No 4	<u>37,543.83</u>	<u>5,711.26</u>	<u>29,815.19</u>	<u>40,047.30</u>	<u>(67,540.64)</u>	<u>53,998.31</u>	<u>(53,962.80)</u>	<u>(37,792.17)</u>	<u>36,799.54</u>	<u>92,346.77</u>	<u>(89,321.97)</u>	<u>150,017.33</u>	<u>57,347.28</u>	<u>53,223.25</u>	<u>(49,418.79)</u>
Sub-Total R&B	1,030,150.57	546,313.65	136,785.80	171,944.03	(108,469.60)	81,348.11	(180,495.57)	(328,355.87)	341,337.08	151,357.04	(37,597.39)	490,516.39	41,249.69	(67,258.86)	218,595.54
Road & Bridge Over/(Under) Prior Period	483,836.92	409,527.85	(35,158.23)	280,413.63	(189,817.71)	261,843.68	147,860.30	(669,692.95)	189,980.04	188,954.43	(528,113.78)	449,266.70	108,508.55	(285,854.40)	
Road & Bridge Cumulative Change for Periods Shown	1,097,409.43	327,718.11	(81,809.74)	(46,651.51)	(327,065.14)	(137,247.43)	(399,091.11)	(546,951.41)	122,741.54	(67,238.50)	(256,192.93)	271,920.85	(177,345.85)	(285,854.40)	
Overall Totals															
General / Road & Bridge M&O	1,439,221.85	3,135,155.61	2,045,507.18	1,170,124.96	1,389,354.26	1,628,905.54	(897,662.63)	(1,286,919.79)	(862,784.91)	556,324.46	948,205.59	1,970,958.01	1,667,729.38	297,464.64	598,834.43
Overall Over/(Under) Prior Period	(1,695,933.76)	1,089,648.43	875,382.22	(219,229.30)	(239,551.28)	2,526,568.17	389,257.16	(424,134.88)	(1,419,109.37)	(391,881.13)	(1,022,752.42)	303,228.63	1,370,264.74	(301,369.79)	
Overall Cumulative Change for Periods Shown	1,141,757.21	2,536,321.18	1,446,672.75	571,290.53	790,519.83	1,030,071.11	(1,496,497.06)	(1,885,754.22)	(1,461,619.34)	(42,509.97)	349,371.16	1,372,123.58	1,068,894.95	(301,369.79)	

GILLESPIE COUNTY, TEXAS
STATEMENT OF
Maintenance & Operating Accounts

	FY2018 as of 12.31.2017	FY2017	FY2016	FY2015	FY2014	FY2013	FY2012	FY2011	FY2010	FY2009	FY2008	FY2007	FY2006	FY2005	FY2004
	As Of Fiscal Year Ending Date														
GENERAL and ROAD & BRIDGE Maintenance & Operating	Cash Balances														
General M&O															
F10 General Fund	15,332,607.28	14,923,536.00	12,334,694.04	10,425,972.66	9,427,791.73	7,929,967.87	6,382,410.44	7,099,577.50	8,058,141.42	9,262,263.41	8,857,295.99	7,871,493.01	6,391,051.39	4,764,571.70	4,399,848.20
General Fund Over/(Under) Prior Period	409,071.28	2,588,841.96	1,908,721.38	998,180.93	1,497,823.86	1,547,557.43	(717,167.06)	(958,563.92)	(1,204,121.99)	404,967.42	985,802.98	1,480,441.62	1,626,479.69	364,723.50	
General Fund Cumulative Change for Periods Shown	10,568,035.58	10,523,687.80	7,934,845.84	6,026,124.46	5,027,943.53	3,530,119.67	1,982,562.24	2,699,729.30	3,658,293.22	4,862,415.21	4,457,447.79	3,471,644.81	1,991,203.19	364,723.50	
Road & Bridge M&O															
F15 County Wide	1,819,319.62	883,328.50	348,372.04	341,842.65	378,620.01	285,411.34	269,007.62	247,933.84	231,323.63	415,645.89	590,087.10	266,135.87	214,679.76	325,631.63	509,505.66
F16 Precinct No 1	276,637.95	297,118.95	299,702.39	268,572.55	241,992.22	241,285.37	245,176.66	314,264.01	419,950.01	310,192.73	159,578.97	288,106.85	214,159.86	146,948.45	159,179.79
F17 Precinct No 2	383,355.42	306,581.79	306,892.17	267,713.97	250,708.69	263,049.77	258,790.65	290,025.28	437,336.83	225,655.61	238,217.17	214,371.88	129,291.12	143,620.74	86,973.43
F18 Precinct No 3	307,672.82	307,349.83	298,810.08	268,676.90	143,588.42	266,091.82	255,513.57	302,798.14	356,974.50	189,553.20	94,153.92	261,697.98	131,482.78	89,710.29	70,734.34
F19 Precinct No 4	<u>342,086.22</u>	<u>304,542.39</u>	<u>298,831.13</u>	<u>269,015.94</u>	<u>228,968.64</u>	<u>296,509.28</u>	<u>242,510.97</u>	<u>296,473.77</u>	<u>334,265.94</u>	<u>297,466.40</u>	<u>205,119.63</u>	<u>294,441.60</u>	<u>144,424.27</u>	<u>87,076.99</u>	<u>33,853.74</u>
Sub-Total R&B	3,129,072.03	2,098,921.46	1,552,607.81	1,415,822.01	1,243,877.98	1,352,347.58	1,270,999.47	1,451,495.04	1,779,850.91	1,438,513.83	1,287,156.79	1,324,754.18	834,237.79	792,988.10	860,246.96
Road & Bridge Over/(Under) Prior Period	1,030,150.57	546,313.65	136,785.80	171,944.03	(108,469.60)	81,348.11	(180,495.57)	(328,355.87)	341,337.08	151,357.04	(37,597.39)	490,516.39	41,249.69	(67,258.86)	
Road & Bridge Cumulative Change for Periods Shown	2,336,083.93	1,238,674.50	692,360.85	555,575.05	383,631.02	492,100.62	410,752.51	591,248.08	919,603.95	578,266.87	426,909.83	464,507.22	(26,009.17)	(67,258.86)	
Overall Totals General / Road & Bridge M&O	18,461,679.31	17,022,457.46	13,887,301.85	11,841,794.67	10,671,669.71	9,282,315.45	7,653,409.91	8,551,072.54	9,837,992.33	10,700,777.24	10,144,452.78	9,196,247.19	7,225,289.18	5,557,559.80	5,260,095.16
Overall Over/(Under) Prior Period	1,439,221.85	3,135,155.61	2,045,507.18	1,170,124.96	1,389,354.26	1,628,905.54	(897,662.63)	(1,286,919.79)	(862,784.91)	566,324.46	948,205.59	1,970,958.01	1,667,729.38	297,464.64	
Overall Cumulative Change for Periods Shown	12,904,119.51	11,762,362.30	8,627,206.69	6,581,699.51	5,411,574.55	4,022,220.29	2,393,314.75	3,290,977.38	4,577,897.17	5,440,682.08	4,884,357.62	3,936,152.03	1,985,194.02	297,464.64	

GILLESPIE COUNTY, TEXAS
STATEMENT OF
Fund Cash/Investment Balances of County Funds
Managed by County Treasurer

Reporting Period for Maintenance & Operating, COB/GOB Operating & I&S, Special Revenue, Special Revenue..Grants, Trust and Agency	FY2018	FY2017	FY2016	FY2015	FY2014	FY2013	FY2012	FY2011	FY2010	FY2009	FY2008	FY2007	FY2006	FY2005	FY2004	FY2003
October	18,704,017.27	16,272,543.01	14,616,600.12	17,978,164.94	25,230,555.83	8,816,582.93	9,537,288.92	10,782,786.00	11,614,108.61	10,952,885.50	9,958,440.67	7,952,494.30	6,412,175.43	5,710,864.59	5,339,657.00	5,562,776.43
November	20,397,756.05	16,757,237.98	14,967,969.47	17,265,750.38	24,953,535.22	8,890,316.88	9,228,798.73	10,570,060.92	11,537,538.96	10,498,889.31	10,152,409.10	8,025,261.13	6,492,254.19	5,815,771.82	5,220,602.83	5,513,508.58
December	21,570,972.35	18,910,143.59	17,966,511.65	18,099,680.09	26,637,026.05	11,373,696.92	10,169,466.12	11,532,479.69	12,910,952.83	11,682,933.59	10,684,794.29	8,972,555.93	7,597,535.16	6,569,101.79	5,773,095.57	6,725,293.46
January		23,410,597.59	21,039,628.80	21,177,485.65	28,516,107.73	13,685,971.08	13,393,446.13	14,318,444.26	15,498,047.87	14,366,261.90	13,481,253.20	11,165,036.24	9,488,659.54	8,523,475.25	7,456,134.19	7,390,382.57
February		25,511,306.05	22,828,117.19	22,683,610.22	29,162,422.51	14,892,438.88	14,337,413.69	15,203,602.68	15,956,038.21	15,735,998.80	14,555,820.37	12,335,852.17	10,433,012.87	9,341,225.17	8,739,837.04	8,067,857.08
March		24,727,851.29	22,133,022.22	21,915,869.23	28,011,622.33	14,353,262.89	13,961,224.66	14,605,425.43	15,787,975.99	15,568,191.69	14,421,603.69	12,279,235.33	10,316,847.09	9,342,261.49	8,166,505.99	7,877,519.02
April		24,068,056.00	21,311,930.04	19,863,672.60	26,965,965.28	14,036,410.76	13,204,240.38	14,182,107.24	14,911,731.87	15,332,630.30	14,171,385.04	12,168,084.51	10,225,221.29	9,153,636.99	7,706,537.20	7,632,850.74
May		23,610,457.32	20,969,598.11	19,534,757.94	25,202,625.86	13,381,534.31	12,853,474.81	13,180,018.23	14,443,624.89	14,826,308.29	13,675,832.00	11,856,634.81	10,019,168.98	9,181,379.67	7,645,857.66	7,396,585.22
June		22,729,570.69	20,190,779.78	18,530,454.23	23,610,769.72	27,806,922.21	11,927,636.15	12,450,284.14	13,583,948.59	14,202,648.08	13,175,542.95	11,508,032.29	9,433,093.74	8,832,285.06	7,186,622.71	7,107,557.40
July		22,152,987.55	19,259,464.27	17,462,407.18	21,673,344.14	26,973,808.70	11,234,719.43	11,652,419.87	13,105,834.49	13,620,954.46	12,336,729.42	11,412,064.22	9,030,022.51	8,376,255.12	6,807,050.38	6,620,898.14
August		21,125,668.08	18,177,957.02	16,349,354.15	19,928,413.83	25,790,313.41	10,192,089.49	11,033,361.48	12,483,092.82	12,578,256.55	11,932,892.72	10,883,175.64	8,667,571.59	7,898,769.17	6,509,004.74	5,964,701.17
September		19,885,032.41	17,394,230.12	15,336,745.28	18,465,597.00	25,364,538.77	9,249,883.17	10,060,273.87	11,399,750.14	12,236,834.57	11,640,132.20	10,474,427.70	8,299,421.01	6,600,165.99	5,886,940.47	5,731,396.90
FY Monthly Average	20,224,248.56	21,596,787.63	19,237,984.07	18,849,829.32	24,863,165.46	17,113,816.48	11,607,473.47	12,464,271.98	13,602,720.44	13,466,899.42	12,515,569.64	10,752,737.86	8,867,915.28	7,945,432.68	6,869,820.48	6,799,277.23
Current Reported Month and Fiscal Year To Date																
Over / (Under)																
Same Month Prior Year	2,660,828.76															
Prior Fiscal Year End	1,685,939.94	2,490,802.29	2,057,484.84	(3,128,851.72)	(6,898,941.77)	16,114,655.60	(810,390.70)	(1,339,476.27)	(837,084.43)	596,702.37	1,165,704.50	2,175,006.69	1,699,255.02	713,225.52	155,543.57	76,650.28

GOB Series 2013, Jail Construction Project, bond funding accounted for sudden increase in balance

GILLESPIE COUNTY, TEXAS
STATEMENT OF
Fund Cash/Investment Balances of County Funds
Managed by County Treasurer

FY2002	FY2001	FY2000	FY1999	FY1998	FY1997	FY1996	FY1995	FY1994	FY1993	FY1992	FY1991	F1990	FY1989	FY1988	FY1987	FY1986	FY1985	Monthly Average All Years	Reporting Period for Maintenance & Operating, COB/GOB Operating & I&S, Special Revenue, Special Revenue..Grants, Trust and Agency
<div style="border: 1px solid black; padding: 5px; width: fit-content;"> COB Series 2001 bond net initial revenues \$2,467,509.10 </div>																			
5,033,726.92	4,347,101.24	4,138,349.94	2,869,048.51	2,322,043.99	1,853,442.32	1,554,442.37	1,968,633.68	1,677,992.97	1,738,021.70	1,766,907.01	1,656,979.55	1,479,994.82	1,489,873.32	773,740.58	785,053.51	551,992.07	792,093.37	6,536,511.16	October
4,915,333.89	4,073,098.62	3,944,234.24	2,806,697.13	2,287,658.80	1,738,403.49	1,588,939.20	2,054,228.71	1,872,272.98	1,664,926.42	1,867,311.17	1,738,597.34	1,603,024.84	1,422,802.33	793,137.76	666,242.80	494,761.58	623,030.66	6,542,422.46	November
5,464,922.96	4,553,826.12	4,285,123.56	3,467,225.42	2,370,460.19	2,015,412.36	1,553,702.23	2,102,455.14	2,004,156.61	1,927,643.72	2,009,086.57	2,071,100.64	1,749,440.24	1,522,220.64	794,004.97	638,401.65	515,396.75	592,516.53	7,259,215.75	December
6,921,671.85	5,917,064.54	5,211,901.34	4,747,606.42	3,294,281.32	2,843,260.54	2,472,762.49	2,546,555.58	2,422,956.29	2,234,617.11	2,447,087.69	2,241,349.45	2,187,618.39	1,886,694.05	1,176,726.03	895,393.31	987,264.23	911,641.21	8,310,829.81	January
7,169,069.03	6,421,291.43	5,911,367.71	5,322,878.29	3,993,869.93	3,407,005.87	2,960,651.56	2,960,114.57	2,786,604.82	2,577,390.38	2,873,613.36	2,643,751.97	2,515,707.05	2,279,290.31	1,697,770.08	1,530,430.47	1,707,926.04	1,288,936.99	9,085,824.93	February
6,846,516.10	6,255,513.63	5,804,576.79	5,276,473.40	3,867,713.74	3,383,796.71	2,916,434.18	2,701,020.25	2,817,055.25	2,446,335.40	2,811,958.62	2,589,532.80	2,424,636.02	2,300,423.71	1,879,466.93	1,572,385.72	1,654,964.77	1,261,996.19	8,856,946.02	March
6,879,522.09	6,165,584.41	5,611,303.40	5,147,026.03	3,856,248.10	3,370,510.51	2,844,966.24	2,603,667.16	2,814,731.50	2,446,965.20	2,846,044.26	2,647,946.48	2,446,382.46	2,354,485.13	1,884,438.19	1,647,314.57	1,771,308.72	1,360,124.93	8,594,939.99	April
6,758,604.54	5,872,305.69	5,597,496.54	5,145,729.29	3,729,564.69	3,275,787.89	2,651,158.09	2,420,785.62	2,795,038.54	2,614,500.86	2,664,830.17	2,595,986.23	2,402,307.66	2,282,817.61	1,897,795.66	1,472,593.18	1,691,409.95	1,210,356.42	8,328,997.78	May
6,426,986.33	5,398,788.82	5,229,130.33	4,896,201.25	3,531,314.01	2,987,283.92	2,535,222.99	2,084,641.35	2,586,555.11	2,371,095.71	2,474,786.80	2,436,392.72	2,319,796.07	2,217,931.41	1,815,598.58	1,439,656.15	1,651,635.17	1,129,347.73	8,357,833.70	June
6,217,837.20	4,751,943.98	5,019,100.05	4,695,468.93	3,445,413.11	2,962,321.73	2,375,375.37	2,030,459.33	2,324,665.35	2,086,490.66	2,166,748.69	2,373,369.73	2,247,875.53	2,067,556.08	1,770,363.23	1,314,952.63	1,548,746.47	998,709.28	7,942,919.92	July
5,922,921.90	4,309,221.50	4,875,181.07	4,508,722.39	3,369,985.56	2,786,747.61	2,218,481.28	1,819,617.83	2,263,605.13	2,029,973.96	2,078,961.54	2,158,156.49	1,995,691.66	1,950,450.56	1,733,930.99	1,181,205.11	1,466,150.68	824,648.71	7,485,099.27	August
5,654,746.62	4,084,176.41	4,575,232.89	4,394,094.37	3,208,449.92	2,590,681.06	2,098,133.77	1,584,937.70	2,069,733.13	1,872,419.95	1,917,213.24	2,014,947.50	1,766,243.49	1,643,269.78	1,541,576.26	770,951.77	839,823.87	671,522.07	7,009,803.74	September
6,184,321.62	5,179,159.70	5,016,916.49	4,439,764.29	3,273,083.61	2,767,887.83	2,314,188.31	2,239,759.74	2,369,613.97	2,167,531.76	2,327,045.76	2,264,009.24	2,094,893.19	1,951,484.58	1,479,879.11	1,159,548.41	1,240,115.03	972,077.01		
1,570,570.21	(491,056.48)	181,138.52	1,185,644.45	617,768.86	492,547.29	513,196.07	(484,795.43)	197,313.18	(44,793.29)	(97,734.26)	248,704.01	122,973.71	101,693.52	770,624.49	(68,872.10)	168,301.80			

NOTE: Rollback Election held
April 05, 1986 ... rollback
passed

GILLESPIE COUNTY, TEXAS
COUNTY SALES TAX ALLOCATION SUMMARY

March 1988 through FY2018

Period Tax Allocation Received	Tax Collection Period Covered	FY1988	FY1989	FY1990	FY1991	FY1992	FY1993	FY1994	FY1995	FY1996	FY1997	FY1998	FY1999	FY2000	FY2001	FY2002	FY2003	FY2004	FY2005	
October	August	22,614.86	26,581.55	33,537.36	36,992.75	41,801.10	49,891.91	82,743.15	58,486.86	52,039.59	54,937.86	50,951.69	65,241.66	66,865.34	75,743.16	81,976.96	77,478.63	82,681.54		
November	September and 3rd Quarter	43,215.06	44,231.67	43,279.83	50,014.92	55,881.19	64,445.89	64,104.87	61,441.85	62,637.05	66,939.70	74,731.00	69,172.12	86,097.63	88,692.77	87,008.90	94,471.11	103,544.31		
December	October	24,372.61	27,072.59	27,183.79	32,965.97	49,151.47	46,769.97	46,349.36	49,676.22	60,611.06	60,993.07	70,326.26	85,955.47	70,180.00	82,667.48	77,782.13	84,302.14	87,745.88		
January	November	23,143.13	28,570.51	34,886.95	33,040.99	47,672.78	61,026.80	58,115.99	55,693.53	56,392.42	60,499.63	58,712.49	79,145.12	77,326.63	85,504.02	80,568.74	80,680.57	92,483.12		
February	December, 4th Quarter, Yearly	55,088.79	55,601.40	56,692.45	64,014.68	85,296.84	86,415.96	79,879.42	75,116.79	82,205.56	94,754.60	105,116.56	99,795.36	104,689.49	112,735.48	104,067.24	115,871.28	121,222.18		
March	January	10,048.12	19,376.35	22,842.31	27,786.80	30,546.86	42,841.80	37,823.28	44,989.12	55,964.23	49,941.44	54,150.75	58,367.91	72,738.72	61,652.97	77,471.73	65,204.25	71,784.27	85,739.86	
April	February	13,766.26	18,223.31	22,431.61	26,567.86	52,007.16	42,480.30	69,059.85	45,858.42	50,129.00	45,435.42	53,515.01	59,649.70	66,084.12	69,317.65	72,330.32	62,331.14	70,741.63	65,194.79	
May	March and 1st Quarter	37,630.57	41,151.11	44,480.87	46,655.96	31,203.05	66,318.77	57,489.64	64,876.89	62,424.84	71,468.21	69,091.17	91,409.71	96,441.51	93,043.82	94,505.94	93,443.25	102,949.16	112,599.80	
June	April	24,530.57	24,076.76	27,059.33	31,503.80	41,913.33	48,605.58	44,647.36	48,588.21	58,749.69	61,697.08	77,574.05	72,275.15	70,155.54	79,441.16	92,403.56	87,764.45	89,329.15	105,312.44	
July	May	20,139.41	24,953.23	27,959.52	34,719.01	43,922.13	49,464.53	48,368.42	50,605.85	54,962.82	57,092.55	64,608.17	59,958.51	76,576.31	87,695.36	89,767.62	86,277.93	82,641.66	94,818.82	
August	June and 2nd Quarter	46,170.12	46,397.69	50,886.17	50,868.66	58,425.43	73,116.78	67,507.13	66,689.81	59,548.35	72,612.17	84,456.60	98,754.28	91,921.77	118,409.57	90,669.86	95,008.16	113,562.54	120,028.46	
September	July	24,924.06	28,456.24	28,987.84	33,905.34	56,740.88	52,232.41	46,155.60	61,535.89	71,272.01	70,867.09	72,854.10	69,870.60	74,040.54	81,351.52	82,708.52	84,660.29	88,592.39	100,874.13	
Total Per Year		177,209.11	371,069.14	406,705.37	447,587.81	531,788.15	654,863.55	679,601.81	714,336.98	713,466.19	742,999.64	814,374.71	870,123.86	947,268.24	996,071.14	1,045,200.46	1,006,093.44	1,072,404.53	1,172,245.33	
Total All Years		177,209.11	548,278.25	954,983.62	1,402,571.43	1,934,359.58	2,589,223.13	3,268,824.94	3,983,161.92	4,696,628.11	5,439,627.75	6,254,002.46	7,124,126.32	8,071,394.56	9,067,465.70	10,112,666.16	11,118,759.60	12,191,164.13	13,363,409.48	
		\$ Inc / (Dec) Over Prior Year	193,860.03	35,636.23	40,882.44	84,200.34	123,075.40	24,738.26	34,735.17	(870.79)	29,533.45	71,375.07	55,749.15	77,144.38	48,802.90	49,129.32	(39,107.02)	66,311.09	99,840.80	
		% Inc / -Dec Over Prior Year	109.40%	9.60%	10.05%	18.81%	23.14%	3.78%	5.11%	-0.12%	4.14%	9.61%	6.85%	8.87%	5.15%	4.93%	-3.74%	6.59%	9.31%	
		Calendar Year Allocations	0.00	267,411.64	378,752.42	412,820.54	463,560.47	558,648.27	669,137.56	711,691.42	690,744.53	719,148.96	750,582.57	827,513.03	894,484.16	950,041.96	1,020,031.58	1,044,865.04	1,015,577.33	1,090,124.38
		\$ Inc / (Dec) Over Prior Year	267,411.64	111,340.78	34,068.12	50,739.93	95,087.80	110,489.29	42,553.86	(20,946.89)	28,404.43	31,433.61	76,930.46	66,971.13	55,557.80	69,989.62	24,833.46	(29,287.71)	74,547.05	

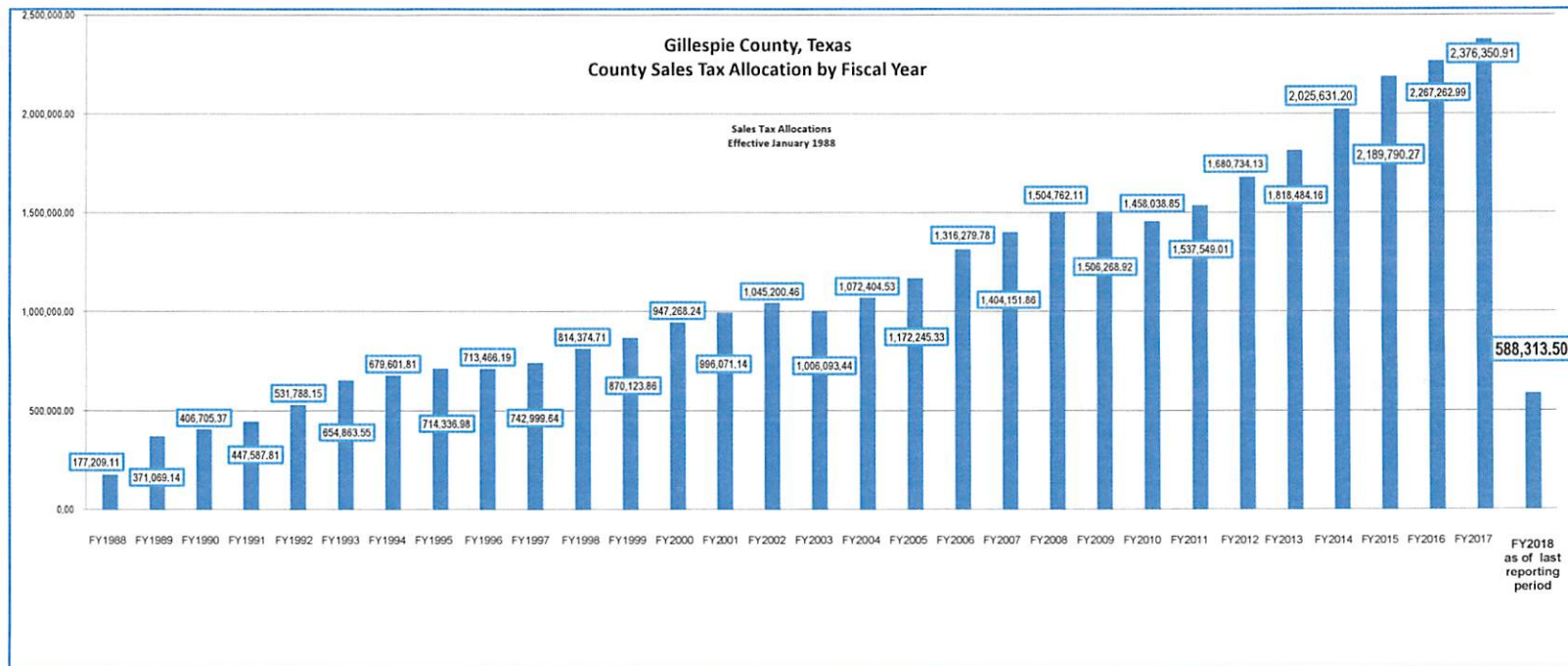
GILLESPIE COUNTY, TEXAS
COUNTY SALES TAX ALLOCATION SUMMARY

March 1988 through FY2018

FY2006	FY2007	FY2008	FY2009	FY2010	FY2011	FY2012	FY2013	FY2014	FY2015	FY2016	FY2017	FY2018	Tax Collection Period	Period Tax	Overall Average	FY2017 Over / (Under)	
													Covered	Allocation		Month Of	Same Period FY2016
													Received	Per Month	Month Of	YTD	
95,196.86	106,167.81	115,258.59	118,217.21	102,116.77	112,243.67	125,892.57	141,081.58	146,138.99	157,617.68	147,646.21	169,840.22	176,550.62	August	October	89,151.16	6,710.40	6,710.40
110,963.24	122,702.26	130,133.07	134,938.43	123,352.45	139,931.32	131,441.01	134,815.56	165,928.20	184,365.11	192,079.08	196,293.03	207,168.09	September and 3rd Quarter	November	104,467.36	10,875.06	17,585.46
100,977.05	106,040.22	118,582.93	120,353.68	121,763.89	122,844.30	127,081.99	144,995.63	158,611.46	185,647.66	184,958.53	190,144.19	204,594.79	October	December	95,690.06	14,450.60	32,036.06
107,956.62	116,856.59	121,835.04	124,899.65	114,005.56	129,099.90	135,485.95	156,063.01	159,082.75	173,843.05	175,216.35	194,363.03		November	January	93,867.96		
137,746.11	151,528.51	158,719.04	156,720.77	152,630.86	164,529.87	171,080.19	193,126.02	202,308.32	223,742.03	254,424.26	264,045.64		December, 4th Quarter, Yearly		128,591.92		
89,543.91	88,396.24	99,481.19	98,684.79	90,364.94	97,024.18	107,810.68	120,617.71	136,428.71	141,523.60	150,478.20	160,281.99		January		75,663.56		
87,212.18	92,872.45	104,111.05	99,616.55	93,204.34	92,537.54	118,975.35	134,236.14	146,805.07	146,886.39	161,767.10	178,713.30		February		78,735.37		
125,621.99	132,335.88	133,405.05	141,709.49	148,772.69	153,252.45	177,882.27	187,322.27	195,085.16	203,013.55	239,591.23	227,716.89		March and 1st Quarter		111,429.77		
109,484.20	113,117.58	133,410.60	129,041.03	127,995.46	129,743.30	144,969.57	152,170.48	189,564.70	184,387.61	187,272.86	201,849.53		April		96,287.80		
112,088.28	119,846.83	122,196.26	117,201.96	116,809.95	125,153.69	140,436.50	154,274.37	165,319.97	187,207.85	181,228.88	198,574.38		May		93,162.36		
130,749.36	138,119.40	142,780.87	136,001.87	141,909.04	153,274.75	160,837.54	148,661.30	187,789.04	216,770.81	212,661.23	212,336.68		June and 2nd Quarter		112,897.51		
108,739.98	116,168.09	124,848.42	128,883.49	125,112.90	117,914.04	138,870.51	151,120.09	172,568.83	184,784.93	179,939.06	182,192.03		July		95,372.39		
<p>NOTATION: sales tax allocation was reduced by an audit adjustment of (\$25,072.31) initiated by a Compliance audit showing a 2012 transaction(s) outside the City of Fredericksburg that was incorrectly reported. This also had a large impact upon the State's sales tax revenue... without audit adjustment net to County would have been no less than \$173,879(s) ... 2013.08.08. LL</p>																	
1,316,279.78	1,404,151.86	1,504,762.11	1,506,268.92	1,458,038.85	1,537,549.01	1,680,764.13	1,818,484.16	2,025,631.20	2,189,790.27	2,267,262.99	2,376,350.91	588,313.50		Total Per Year	1,148,291.46		Over / (Under) Last Year
14,679,689.24	16,083,841.10	17,586,603.21	19,094,872.13	20,552,910.98	22,090,459.99	23,771,224.12	25,589,708.28	27,615,339.48	29,805,129.75	32,072,392.74	34,448,743.65	FALSE		Total All Years			(1,788,037.41)
													Annual Average				
													As of Last Full Reporting Year				
													\$ Inc / (Dec) Over Prior Year				
144,034.45	87,872.08	100,610.25	1,506.81	(48,230.07)	79,510.16	143,215.12	137,720.03	207,147.04	164,159.07	77,472.72	109,087.92	(1,788,037.41)		\$ Inc / (Dec) Over Prior Year	75,832.48		
													% Inc / -Dec Over Prior Year				
12.29%	6.68%	7.17%	0.10%	-3.20%	5.45%	9.31%	8.19%	11.39%	8.10%	3.54%	4.81%						
CY2005	CY2006	CY2007	CY2008	CY2009	CY2010	CY2011	CY2012	CY2013	CY2014	CY2015	CY2016	CY2017					
1,205,410.75	1,344,052.92	1,433,216.16	1,514,296.84	1,479,992.71	1,485,825.03	1,546,945.29	1,717,241.33	1,868,270.04	2,082,563.00	2,186,843.64	2,298,856.61	2,408,386.97					
115,286.37	138,642.17	89,163.24	81,080.68	(34,304.13)	5,832.32	61,120.26	170,296.04	151,028.71	214,312.96	104,280.64	112,012.97	109,530.36	\$ Inc / (Dec) Over Prior Calendar Year				

GILLESPIE COUNTY, TEXAS
COUNTY SALES TAX ALLOCATION SUMMARY

March 1988 through FY2018



Gillespie County, Texas
Hotel Occupancy Tax ... Quarterly Recaps
As of Period Ending December 31, 2017

	Collection/Remittance Period	Collections		Disbursements		Cash Balance
		HOT & P&I Interest Earnings	Convention & Visitors Bureau	Organizations etc		
FY2018	3rd Quarter 2018					
	2nd Quarter 2018					
	1st Quarter 2018					615,709.12
	4th Quarter 2017		115,317.34	183,563.00	(1,470.61)	615,709.12
FY2017	3rd Quarter 2017		151,155.95			682,484.17
	Sub-Total	84,380.90	266,473.29	183,563.00	(1,470.61)	
	2nd Quarter 2017		130,827.26	166,071.00	131,648.00	531,328.22
	1st Quarter 2017		143,907.88		(755.93)	698,219.96
	4th Quarter 2016		111,214.19	166,071.00		553,556.15
FY2016	3rd Quarter 2016		142,319.44			608,412.96
	Sub-Total	65,234.70	528,268.77	332,142.00	130,892.07	
	2nd Quarter 2016		124,466.03	150,829.00	120,000.00	466,093.52
	1st Quarter 2016		128,625.32			612,456.49
	4th Quarter 2015		96,483.07	150,829.00		483,831.17
FY2015	3rd Quarter 2015		115,558.26		(881.94)	538,177.10
	Sub-Total	44,356.62	465,132.68	301,658.00	119,118.06	
	2nd Quarter 2015		120,944.22	127,742.50	118,000.00	421,736.90
	1st Quarter 2015		122,937.00			546,535.18
	4th Quarter 2014		104,239.90	127,742.50		423,598.18
FY2014	3rd Quarter 2014		120,711.31			447,100.78
	Sub-Total	95,347.43	468,832.43	255,485.00	118,000.00	
	2nd Quarter 2014		95,362.58	111,163.00	120,000.00	326,389.47
	1st Quarter 2014		92,050.01			462,189.89
	4th Quarter 2013		90,687.97	111,163.00		370,139.88
FY2013	3rd Quarter 2013		82,776.94			390,614.91
	Sub-Total	18,551.50	360,877.50	222,326.00	120,000.00	
	2nd Quarter 2013		82,927.36	96,357.50	80,000.00	307,837.97
	1st Quarter 2013		102,188.41			401,268.11
	4th Quarter 2012		56,763.25	96,357.50		299,079.70
FY2012	3rd Quarter 2012		69,377.43			338,673.95
	Sub-Total	38,541.45	311,256.45	192,715.00	80,000.00	
	2nd Quarter 2012		76,505.61	84,193.50	11,000.00	269,296.52
	1st Quarter 2012		67,043.98		69,000.00	287,984.41
	4th Quarter 2011		63,485.70	84,193.50		289,940.43
FY2011	3rd Quarter 2011		62,766.18			310,648.23
	Sub-Total	21,414.47	269,801.47	168,387.00	80,000.00	
	2nd Quarter 2011		60,050.07	80,530.57		247,882.05
	1st Quarter 2011		61,473.10		80,000.00	268,362.55
	4th Quarter 2010		47,182.38	80,530.57		286,889.45
	3rd Quarter 2010		67,036.85			320,237.64
	Sub-Total	(5,318.74)	235,742.40	161,061.14	80,000.00	

Gillespie County, Texas
Hotel Occupancy Tax ... Quarterly Recaps
As of Period Ending December 31, 2017

	Collection/Remittance Period	Collections		Disbursements		Cash Balance
		HOT & P&I Interest Earnings	Convention & Visitors Bureau	Organizations etc		
FY2010	2nd Quarter 2010		47,363.32	82,089.00	61,500.00	253,200.79
	1st Quarter 2010		67,910.43			349,426.47
	4th Quarter 2009		46,539.68	82,089.00		281,516.04
	3rd Quarter 2009		63,672.15			317,065.36
	Sub-Total	(192.42)	225,485.58	164,178.00	61,500.00	
FY2009	2nd Quarter 2009		55,182.22			253,393.21
	1st Quarter 2009		68,196.40	80,854.20		198,210.99
	4th Quarter 2008		43,834.09	80,854.20		210,868.79
	3rd Quarter 2008		75,474.18		15,000.00	247,888.90
	Sub-Total	65,978.49	242,686.89	161,708.40	15,000.00	
FY2008	2nd Quarter 2008		52,205.02	100,000.00		187,414.72
	1st Quarter 2008		62,603.17			235,209.70
	4th Quarter 2007		53,485.43			172,606.53
	3rd Quarter 2007		61,352.43			119,121.10
	Sub-Total	129,646.05	229,646.05	100,000.00	0.00	
FY2007	2nd Quarter 2007		57,271.57			57,768.67
	1st Quarter 2007		497.10	0.00	0.00	497.10
	Sub-Total	57,768.67	57,768.67	0.00	0.00	
	Sub-Total			2,243,223.54	803,039.52	
Totals All Years		Revenues		Expenditures		Net Cash Effect
		3,661,972.18		3,046,263.06		615,709.12

GILLESPIE COUNTY, TEXAS

GOB Series 2010 Refunding Bonds ... December.2010
Post COB Series 2001 ... September.2001

Bond Redemptions & Interest Payment Schedule
February.2011 through February.2021

		Year 1	Year 2	Year 3	Year 4	Year 5	Year 6	Year 7	Year 8	Year 9	Year 10	Year 11		
		2011	2012	2013	2014	2015	2016	2017	2018	2019	2020	2021		
Actual Balance	At Year Start	1,839,134.46	1,779,647.50	1,603,672.50	1,429,447.50	1,247,370.00	1,067,992.50	891,727.50	714,050.00				Actual Balance	At Year Start
February	bonds	35,000.00	140,000.00	140,000.00	150,000.00	150,000.00	150,000.00	155,000.00					bonds	February
interest		6,079.46	18,407.50	17,567.50	16,657.50	15,420.00	13,957.50	12,307.50					interest	
August	bonds	0.00	0.00	0.00	0.00	0.00	0.00	0.00					bonds	August
interest		18,407.50	17,567.50	16,657.50	15,420.00	13,957.50	12,307.50	10,370.00					interest	
Total Remitted	To Date	59,486.96	235,461.96	409,686.96	591,764.46	771,141.96	947,406.96	1,125,084.46	1,125,084.46	1,125,084.46	1,125,084.46	1,125,084.46	Total Remitted	To Date
Actual Balance	To Date	1,779,647.50	1,603,672.50	1,429,447.50	1,247,370.00	1,067,992.50	891,727.50	714,050.00	714,050.00				Actual Balance	To Date
Projected Pymnt	Per Year	59,486.96	175,975.00	174,225.00	182,077.50	179,377.50	176,265.00	177,677.50	178,540.00	178,865.00	178,670.00	177,975.00	Projected Pymnt	Per Year
Projected Balance	At Year End	1,779,647.50	1,603,672.50	1,429,447.50	1,247,370.00	1,067,992.50	891,727.50	714,050.00	535,510.00	356,645.00	177,975.00	0.00	Projected Balance	At Year End

\$1,988,356.26 COB Series 2001 Debt Service on Refunded Bonds	\$1,590,000.00 Principal	\$1,590,000.00 Series 2010 Sources of Funds..Proceeds of Bonds
\$1,839,134.46 GOB Series 2010 Refunded Bonds	\$249,134.46 interest	\$38,746.50 Cost of Issuance
\$149,221.80 Net savings	\$1,839,134.46 GOB Series 2010, Refunding Bonds	\$1,551,253.50 Deposit to Escrow

Original Certificates of Obligation Bonds Series 2001 payments started February 2002
Series 2010 Refunding ... Interest and Bond Redemptions due February of each year starting February of 2011
Series 2010 Refunding ... Interest only due August of each year starting August of 2011

GILLESPIE COUNTY, TEXAS

GOB Series 2013 ... Jail Project

Bond Redemptions Interest Payment Schedule
February.2014 through February.2033

Schedule Bond Redemption & Interest Payment		Initial Receipt of Bonds June.2013	Year 1 2014	Year 2 2015	Year 3 2016	Year 4 2017	Year 5 2018	Year 6 2019	Year 7 2020	Year 8 2021	Year 9 2022	Year 10 2023
Projected Balances At Year Start		20,429,713.00	20,429,713.00	19,408,475.00	18,387,525.00	17,367,275.00	16,347,925.00	15,324,725.00	14,300,875.00	13,279,650.00	12,256,300.00	11,234,800.00
February	bonds	0.00	395,000.00	530,000.00	540,000.00	550,000.00	565,000.00	580,000.00	595,000.00	620,000.00	645,000.00	670,000.00
	interest	0.00	378,113.00	248,125.00	242,825.00	237,425.00	231,925.00	226,275.00	217,575.00	208,650.00	194,700.00	181,800.00
August	bonds	0.00	0.00	0.00	0.00	0.00	0.00	0.00	0.00	0.00	0.00	0.00
	interest	0.00	248,125.00	242,825.00	237,425.00	231,925.00	226,275.00	217,575.00	208,650.00	194,700.00	181,800.00	168,400.00
Projected Total Remittance		0.00	1,021,238.00	2,042,188.00	3,062,438.00	4,081,788.00	5,104,988.00	6,128,838.00	7,150,063.00	8,173,413.00	9,194,913.00	10,215,113.00
Project Balances At Year End		20,429,713.00	19,408,475.00	18,387,525.00	17,367,275.00	16,347,925.00	15,324,725.00	14,300,875.00	13,279,650.00	12,256,300.00	11,234,800.00	10,214,600.00
Bonds Issued June.2014												
Principal and Interest payments due February of each year starting February of 2014												
Interest only payments due August of each year starting August of 2014												

Outstanding Tax Secured Debt		Initial Receipt of Bonds June.2013	Year 1 2014	Year 2 2015	Year 3 2016	Year 4 2017	Year 5 2018	Year 6 2019	Year 7 2020	Year 8 2021	Year 9 2022	Year 10 2023
Balances At Year Start		20,429,713.00	20,429,713.00	19,408,475.50	18,387,525.50	17,367,275.50	16,347,925.50					
February	bonds	0.00	395,000.00	530,000.00	540,000.00	550,000.00						
	interest	0.00	378,112.50	248,125.00	242,825.00	237,425.00						
August	bonds	0.00	0.00	0.00	0.00	0.00						
	interest	0.00	248,125.00	242,825.00	237,425.00	231,925.00						
Total Annual Remittances		0.00	1,021,237.50	1,020,950.00	1,020,250.00	1,019,350.00	0.00					
Total Remittances To Date		0.00	1,021,237.50	2,042,187.50	3,062,437.50	4,081,787.50	4,081,787.50					

GILLESPIE COUNTY, TEXAS

GOB Series 2013 ... Jail Project

Bond Redemptions Interest Payment Schedule
February.2014 through February.2033

Schedule Bond Redemption & Interest Payment		Year 11	Year 12	Year 13	Year 14	Year 15	Year 16	Year 17	Year 18	Year 19	Year 20
		2024	2025	2026	2027	2028	2029	2030	2031	2032	2033
Projected Balances At Year Start		10,214,600.00	9,191,800.00	8,172,500.00	7,152,800.00	6,129,000.00	5,107,400.00	4,084,300.00	3,061,100.00	2,039,200.00	1,020,000.00
February	bonds	700,000.00	725,000.00	755,000.00	790,000.00	820,000.00	855,000.00	890,000.00	925,000.00	960,000.00	1,000,000.00
	interest	168,400.00	154,400.00	139,900.00	124,800.00	109,000.00	92,600.00	75,500.00	57,700.00	39,200.00	20,000.00
August	bonds	0.00	0.00	0.00	0.00	0.00	0.00	0.00	0.00	0.00	0.00
	interest	154,400.00	139,900.00	124,800.00	109,000.00	92,600.00	75,500.00	57,700.00	39,200.00	20,000.00	0.00
		1,022,800.00	1,019,300.00	1,019,700.00	1,023,800.00	1,021,600.00	1,023,100.00	1,023,200.00	1,021,900.00	1,019,200.00	1,020,000.00
Projected Total Remittance		11,237,913.00	12,257,213.00	13,276,913.00	14,300,713.00	15,322,313.00	16,345,413.00	17,368,613.00	18,390,513.00	19,409,713.00	20,429,713.00
Project Balances At Year End		9,191,800.00	8,172,500.00	7,152,800.00	6,129,000.00	5,107,400.00	4,084,300.00	3,061,100.00	2,039,200.00	1,020,000.00	0.00
Bonds Issued June 2014											
Principal and Interest payments due February of each year starting February of 2014											
Interest only payments due August of each year starting August of 2014											

Outstanding Tax Secured Debt		Year 11	Year 12	Year 13	Year 14	Year 15	Year 16	Year 17	Year 18	Year 19	Year 20
		2024	2025	2026	2027	2028	2029	2030	2031	2032	2033
Balances At Year Start											
February	bonds										
	interest										
August	bonds										
	interest										
Total Annual Remittances											
Total Remittances To Date											

GILLESPIE COUNTY, TEXAS
Capital Assets Lease/Purchase ... Contract 6451, September.2013
Road & Bridge Departments

PROJECTED Payments

PROJECTED Payments	FY2016			FY2017			FY2018			FY2019		
	Total Payment	Principal	Interest	Total Payment	Principal	Interest	Total Payment	Principal	Interest	Total Payment	Principal	Interest
Balance At Year Start	198,399.52			135,747.04			73,094.56			10,442.08		
October payment	5,221.04			5,221.04			5,221.04			5,221.04		
principal/interest		4,622.79	598.25		4,803.90	417.14		4,992.12	28.92		5,187.70	33.34
November payment	5,221.04			5,221.04			5,221.04			5,221.04		
principal/interest		4,637.62	583.42		4,819.31	401.73		5,008.13	212.91		5,204.37	16.67
December payment	5,221.04			5,221.04			5,221.04					
principal/interest		4,652.49	568.55		4,834.77	386.27		5,024.20	196.84			
January payment	5,221.04			5,221.04			5,221.04					
principal/interest		4,667.42	553.62		4,850.28	370.76		5,040.31	180.73			
February payment	5,221.04			5,221.04			5,221.04					
principal/interest		4,682.39	538.65		4,865.84	355.20		5,056.48	164.56			
March payment	5,221.04			5,221.04			5,221.04					
principal/interest		4,697.41	523.63		4,881.45	339.59		5,072.70	148.34			
April payment	5,221.04			5,221.04			5,221.04					
principal/interest		4,712.48	508.56		4,897.11	323.93		5,088.97	132.07			
May payment	5,221.04			5,221.04			5,221.04					
principal/interest		4,727.59	493.45		4,912.82	308.22		5,105.30	115.74			
June payment	5,221.04			5,221.04			5,221.04					
principal/interest		4,742.76	478.28		4,928.57	292.47		5,121.67	99.37			
July payment	5,221.04			5,221.04			5,221.04					
principal/interest		4,757.97	463.07		4,944.38	276.66		5,138.10	82.94			
August payment	5,221.04			5,221.04			5,221.04					
principal/interest		4,773.23	447.81		4,960.24	260.80		5,154.58	66.46			
September payment	5,221.04			5,221.04			5,221.04					
principal/interest		4,788.54	432.50		4,976.16	244.88		5,171.12	49.92			
Total Proposed Payments Per Year												
Total Payments	62,652.48			62,652.48			62,652.48			10,442.08		
Principal		56,462.69			58,674.83			60,973.68			10,392.07	
Interest			6,189.79			3,977.65			1,478.80			50.01
Projected Balance Year End												
		135,747.04			73,094.56			10,442.08			0.00	

GILLESPIE COUNTY, TEXAS
Capital Assets Lease/Purchase ... Contract 6451, September.2013
Road & Bridge Departments

ACTUAL Payments

ACTUAL Payments	FY2016			FY2017			FY2018			FY2019		
	Total Payment	Principal	Interest	Total Payment	Principal	Interest	Total Payment	Principal	Interest	Total Payment	Principal	Interest
Balance At Year Start	#####			135,758.04			67,884.52					
October	payment	5,221.04		5,221.04			5,221.04					
	principal/interest		4,637.62	583.42	4,803.90	417.14	5,008.13	212.91				
November	payment	5,220.04		5,221.04			5,221.04					
	principal/interest		4,652.49	567.55	4,819.31	401.73	5,024.20	196.84				
December	payment	5,221.04		5,221.04			5,221.04					
	principal/interest		4,667.42	553.62	4,819.31	401.73	5,040.31	#####				
January	payment	5,221.04		10,442.08								
	principal/interest		4,682.39	538.65	9,716.12	725.96						
February	payment	5,221.04		5,221.04								
	principal/interest		4,697.41	523.63	4,881.45	339.59						
March	payment	5,221.04		5,221.04								
	principal/interest		4,712.48	508.56	4,897.10	323.94						
April	payment	5,221.04		5,221.04								
	principal/interest		4,727.59	493.45	4,912.82	308.22						
May	payment	5,221.04		5,221.04								
	principal/interest		4,742.76	478.28	4,928.57	292.47						
June	payment	5,221.04		5,221.04								
	principal/interest		4,757.97	463.07	4,944.38	276.66						
July	payment	5,221.04		5,221.04								
	principal/interest		4,773.23	447.81	4,960.25	260.79						
August	payment	5,221.04		5,221.04								
	principal/interest		4,788.54	432.50	4,976.16	244.88						
September	payment	0.00		5,221.04								
	principal/interest		0.00	0.00	4,992.12	228.92						
Total Payments as of Current Date												
	Total Payments	57,430.44		67,873.52			15,663.12					
	Principal		51,839.90		63,651.49		15,072.64					
	Interest			5,590.54		4,222.03		590.48				
Balance as of Current Period												
		135,758.04		67,884.52			52,221.40					

GILLESPIE COUNTY, TEXAS
Capital Assets Lease/Purchase ... Contract 7756, June.2017
Road & Bridge Departments

PROJECTED Payments

PROJECTED Payments	FY2017			FY2018			FY2019			FY2020			FY2021			FY2022		
	Total Payment	Principal	Interest	Total Payment	Principal	Interest	Total Payment	Principal	Interest	Total Payment	Principal	Interest	Total Payment	Principal	Interest	Total Payment	Principal	Interest
Balance At Year Start	665,051.40			631,798.83			498,788.55			365,778.27			232,767.99			99,757.71		
October	payment			11,084.19			11,084.19			11,084.19			11,084.19			11,084.19		
	principal/interest				9,273.41	1,810.78		9,628.26	1,455.93		9,996.69	1,087.50		10,379.21	704.98		10,776.38	307.81
November	payment			11,084.19			11,084.19			11,084.19			11,084.19			11,084.19		
	principal/interest				9,302.48	1,781.71		9,658.44	1,425.75		10,028.02	1,056.17		10,411.75	672.44		10,810.15	274.04
December	payment			11,084.19			11,084.19			11,084.19			11,084.19			11,084.19		
	principal/interest				9,331.63	1,752.56		9,688.71	1,395.48		10,059.45	1,024.74		10,444.38	639.81		10,844.03	240.16
January	payment			11,084.19			11,084.19			11,084.19			11,084.19			11,084.19		
	principal/interest				9,360.88	1,723.31		9,719.08	1,365.11		10,090.98	993.21		10,477.11	607.08		10,878.02	206.17
February	payment			11,084.19			11,084.19			11,084.19			11,084.19			11,084.19		
	principal/interest				9,390.22	1,693.97		9,749.54	1,334.65		10,122.61	961.58		10,509.95	574.24		10,912.11	172.08
March	payment			11,084.19			11,084.19			11,084.19			11,084.19			11,084.19		
	principal/interest				9,419.65	1,664.54		9,780.09	1,304.10		10,154.33	929.86		10,542.89	541.30		10,946.31	137.88
April	payment			11,084.19			11,084.19			11,084.19			11,084.19			11,084.19		
	principal/interest				9,449.17	1,635.02		9,810.75	1,273.44		10,186.16	898.03		10,575.93	508.26		10,980.62	103.57
May	payment			11,084.19			11,084.19			11,084.19			11,084.19			11,084.19		
	principal/interest				9,478.79	1,605.40		9,841.50	1,242.69		10,218.08	866.11		10,609.08	475.11		11,015.04	69.15
June	payment			11,084.19			11,084.19			11,084.19			11,084.19			11,084.19		
	principal/interest				9,508.50	1,575.69		9,872.34	1,211.85		10,250.11	834.08		10,642.33	441.86		11,049.42	34.77
July	payme	11,084.19		11,084.19			11,084.19			11,084.19			11,084.19					
	principal/interest	6,036.90	5,047.29		9,538.30	1,545.89		9,903.28	1,180.91		10,282.23	801.96		10,675.68	408.51			
August	payme	11,084.19		11,084.19			11,084.19			11,084.19			11,084.19					
	principal/interest	9,215.56	1,868.63		9,568.19	1,516.00		9,934.32	1,149.87		10,314.46	769.73		10,709.14	375.05			
September	payme	11,084.19		11,084.19			11,084.19			11,084.19			11,084.19					
	principal/interest	9,244.44	1,839.75		9,598.18	1,486.01		9,965.46	1,118.73		10,346.79	737.40		10,742.71	341.48			
Total Proposed Payments Per Year																		
Total Payments	33,252.57			133,010.28			133,010.28			133,010.28			133,010.28			99,757.71		
Principal	24,496.90			113,219.40			117,551.77			122,049.91			126,720.16			98,212.08		
Interest		8,755.67		19,790.88			15,458.51			10,960.37			6,290.12			1,545.63		
Projected Balance Year End																		
		631,798.83		498,788.55			365,778.27			232,767.99			99,757.71			0.00		

GILLESPIE COUNTY, TEXAS
Capital Assets Lease/Purchase ... Contract 7756, June.2017
Road & Bridge Departments

ACTUAL Payments

	ACTUAL Payments	FY2017			FY2018		
		Total Payment	Principal	Interest	Total Payment	Principal	Interest
Balance At Year Start		665,051.40			631,798.83		
October	payment				11,084.19		
	principal/interest					9,273.41	1,810.78
November	payment				11,084.19		
	principal/interest					9,302.47	1,781.72
December	payment				11,084.19		
	principal/interest					9,331.62	1,752.57
January	payment						
	principal/interest						
February	payment						
	principal/interest						
March	payment						
	principal/interest						
April	payment						
	principal/interest						
May	payment						
	principal/interest						
June	payment						
	principal/interest						
July	payment	11,084.19					
	principal/interest		6,036.90	5,047.29			
August	payment	11,084.19					
	principal/interest		9,215.56	1,868.63			
September	payment	11,084.19					
	principal/interest		9,244.44	1,839.75			
Total Payments as of Current Date							
	Total Payments	33,252.57			33,252.57		
	Principal		24,496.90			#####	
	Interest			8,755.67			5,345.07
Balance as of Current Period							
		631,798.83			598,546.26		

GILLESPIE COUNTY, TEXAS
Public Property Finance ... Contract 6774, October 24, 2014
Sheriff Office ... Law Enforcement Radio System Upgrade

ACTUAL Payments

ACTUAL Payments	FY2016			FY2017			FY2018		
	Total Payment	Principal	Interest	Total Payment	Principal	Interest	Total Payment	Principal	Interest
Balance Year Start	623,572.07			555,003.71			486,435.35		
October payment	5,714.03			5,714.03			5,714.03		
principal/interest		4,141.76	1,572.27		4,291.13	1,422.90		4,445.88	1,268.15
November payment	5,714.03			5,714.03			5,714.03		
principal/interest		4,154.01	1,560.02		4,303.81	1,410.22		4,459.02	1,255.01
December payment	5,714.03			5,714.03			5,714.03		
principal/interest		4,166.29	1,547.74		4,316.54	1,397.49		4,472.21	1,241.82
January payment	5,714.03			5,714.03					
principal/interest		4,178.61	1,535.42		4,329.30	1,384.73			
February payment	5,714.03			5,714.03					
principal/interest		4,190.96	1,523.07		4,342.10	1,371.93			
March payment	5,714.03			5,714.03					
principal/interest		4,203.35	1,510.68		4,354.94	1,359.09			
April payment	5,714.03			5,714.03					
principal/interest		4,215.78	1,498.25		4,367.82	1,346.21			
May payment	5,714.03			5,714.03					
principal/interest		4,228.25	1,485.78		4,380.73	1,333.30			
June payment	5,714.03			5,714.03					
principal/interest		4,240.75	1,473.28		4,393.68	1,320.35			
July payment	5,714.03			5,714.03					
principal/interest		4,253.29	1,460.74		4,406.67	1,307.36			
August payment	5,714.03			5,714.03					
principal/interest		4,265.86	1,448.17		4,419.70	1,294.33			
September payment	5,714.03			5,714.03					
principal/interest		4,278.48	1,435.55		4,432.77	1,281.26			
Total Payments Current Period									
Total Payments	68,568.36			68,568.36			17,142.09		
Principal		50,517.39			52,339.19			13,377.11	
Interest			18,050.97			16,229.17			3,764.98
Balance Current Period									
		555,003.71		486,435.35			469,293.26		

County of Gillespie
 District Clerk Bond / Trust Recap
 October 2017 - September 2018
 Funds Managed by County Treasurer

Cause Description	Cause No	Initial Investment Face Value	Prior Interest		Current Year Interest												Cause Description	Released Investments	Current Balances	Current Year Interest	Total Interest
			Adjusted Interest	TexPool Interest	TexPool Account																
					Oct. 2017	Nov. 2017	Dec. 2017	Jan. 2018	Feb. 2018	Mar. 2018	Apr. 2018	May. 2018	Jun. 2018	Jul. 2018	Aug. 2018	Sep. 2018					
Sonstegard / Curtis	2705	1,000.00	792.80	31.52	closed 05.2004/transferred to District Clerk Acct 117												Sonstegard / Curtis	1,824.32			824.32
State v Montagnino	4073	10,000.00	43.82	171.08	closed 04.2004												State v Montagnino	10,214.90			214.90
State v Chow	4232	10,000.00		31.34	closed 05.2004/transferred to District Clerk Acct 117												State v Chow	10,031.34			31.34
State v Loui	4233	10,000.00		25.50	closed 04.2004												State v Loui	10,025.50			25.50
State v Duecker	4261	20,000.00		33.03	closed 05.2004/transferred to District Clerk Acct 117												State v Duecker	20,033.03			33.03
State v Duecker	4262	20,000.00		33.03	closed 05.2004/transferred to District Clerk Acct 117												State v Duecker	20,033.03			33.03
Wheatcraft v Meier	6978	500.00	236.07	167.85	0.79	0.78	0.90											906.39	2.47	406.39	
Munsell Meier v Robinson	7227	1,000.00	390.71	254.33	closed 03.11.2008												Munsell Meier v Robinson	1,645.04			645.04
Pauls v Bird	8623	500.00	77.66	131.73	0.62	0.61	0.71											711.33	1.94	211.33	
Pruitt v Danes	8764	1,000.00	128.41	16.95	closed 02.2004												Pruitt v Danes	1,145.36			145.36
Damron (Investment)	8766	500.00		24.86	closed 10.2005												Damron (Investment)	524.86			24.86
Tin Star Ranch	9411	500.00	5.37	32.96	closed 02.03.2006												Tin Star Ranch	538.33			38.33
Hearne & Phillips	9461	100.00	1.07	23.04	0.11	0.11	0.12											124.45	0.34	24.45	
Haggard v Schroeder	9666	500.00	1.19	114.24	0.54	0.53	0.62											617.12	1.69	117.12	
Staats v Tonn	9752	1,000.00		17.85	closed 12.2003												Staats v Tonn	1,017.85			17.85
Silver Deer v Senkbeil	10010	100.00		21.79	0.11	0.11	0.12											122.13	0.34	22.13	
Ankem v Woods & Schmidt	10154	1,000.00		55.01	closed 03.06.2006												Ankem v Woods & Schmidt	1,055.01			55.01
Sledge v Jones	10370	1,000.00		202.54	1.05	1.04	1.20											1,205.83	3.29	205.83	
Whitewood v Hartel	10373	100.00		20.30	0.11	0.10	0.12											120.63	0.33	20.63	
Ballard v Keidel	10412	1,000.00		4.31	closed 12.2004												Ballard v Keidel	1,004.31			4.31
Parker/Roscoe L	10522	23,800.00		2,639.22	closed 07.12.2007												Parker/Roscoe L	26,439.22			2,639.22
Harris v Fourton (dba Silver Deer)	10779	1,000.00		163.48	1.02	1.01	1.16											1,166.67	3.19	166.67	
Fonder v Salinas	10930	200.00		29.76	0.20	0.20	0.23											230.39	0.63	30.39	
City of Fbg v Penick	10970	274,045.00		118.40	closed 09.21.2006												City of Fbg v Penick	274,163.40			118.40
A J Waight v LCRA	11042	250.00		1.06	closed 07.20.2006												A J Waight v LCRA	251.06			1.06
Jenschke v Friedrich	11228	1,000.00		15.72	closed 06.01.2007												Jenschke v Friedrich	1,015.72			15.72
Quest Oil v Wallen and B&B Oil	11259	1,000.00		74.17	closed 03.24.2011												Quest Oil v Wallen and B&B Oil	1,074.17			74.17
Cornerstone v Parker	11336	1,000.00		63.26	0.93	0.92	1.06											1,066.17	2.91	66.17	
Irwin vs Irwin	11399	303,022.74		3,310.61	closed 06.07.2011												Irwin vs Irwin	306,333.35			3,310.61
Herb Venture v Varney	11703	250.00		6.62	0.22	0.22	0.26											257.32	0.70	7.32	
Dolezal vs Dolezal	11812	1,000.00		7.95	closed 10.2012												Dolezal vs Dolezal	1,007.95			7.95

County of Gillespie
 District Clerk Bond / Trust Recap
 October 2017 - September 2018
 Funds Managed by County Treasurer

Cause Description	Cause No	Initial Investment Face Value	Prior Interest			Current Year Interest											Cause Description	Released Investments	Current Balances	Current Year Interest	Total Interest		
			Adjusted Interest	TexPool Interest	TexPool Account																		
					Oct. 2017	Nov. 2017	Dec. 2017	Jan. 2018	Feb. 2018	Mar. 2018	Apr. 2018	May. 2018	Jun. 2018	Jul. 2018	Aug. 2018	Sep. 2018							
Bredemus and J&B Cheese v Just	11877	1,000.00		19.74	0.89	0.88	1.02												Bredemus and J&B Cheese v Just		1,022.53	2.79	22.53
Prause & Thompson v Bierschwale	11897	100.00		1.90	0.09	0.09	0.10												Prause & Thompson v Bierschwale		102.18	0.28	2.18
Rutherford v Rather & Kamp	11904	100.00		1.90	0.09	0.09	0.10												Rutherford v Rather & Kamp		102.18	0.28	2.18
Querner v Lester	11928A	1,000.00		9.14	closed 06.26.2017														Querner v Lester	1,009.14			9.14
TexHillCo EmployeesC.U. vs Beckmann	12195	100.00		0.05	closed 01.19.2010														TexHillCo EmployeesC.U. vs Beckmann	100.05			0.05
Fulton v Coleman	12209	500.00		8.05	0.45	0.44	0.51												Fulton v Coleman		509.45	1.40	9.45
IBT Int v Grammer	12228	115,000.00		130.48	closed 06.2014														IBT Int v Grammer	115,130.48			130.48
Ferrell vs Hall, Executor Estate of Klein, Deceased	12369	500.00		0.60	closed 12.27.2010														Ferrell vs Hall, Executor Estate of Klein, Deceased	500.60			0.60
Baby vs Doggett	12603	400.00		0.35	closed 02.14.2012														Baby vs Doggett	400.35			0.35
Cover v Chase Bank	12964	100.00		1.10	0.09	0.09	0.10												Cover v Chase Bank		101.38	0.28	1.38
Balero v Federal Home Mortgage	13025	250.00		2.99	0.22	0.22	0.25												Balero v Federal Home Mortgage		253.68	0.69	3.68
LCRA vs TRT Ranch	13119	949,500.00		45.58	closed 09.10.2013														LCRA vs TRT Ranch	949,545.58			45.58
LCRA vs Oehler	13120	195,000.00		9.36	closed 09.10.2013														LCRA vs Oehler	195,009.36			9.36
LCRA vs Wahrmond	13121	177,000.00		8.49	closed 09.10.2013														LCRA vs Wahrmond	177,008.49			8.49
Collins, Estate of Smith v Bank of America	13203	500.00		5.84	0.44	0.44	0.51												Collins, Estate of Smith v Bank of America		507.23	1.39	7.23
Whatley, et al vs Live Springs, et al	13291	500.00		5.61	0.44	0.44	0.51												Whatley, et al vs Live Springs, et al		507.00	1.39	7.00
Bruce Kneese vs New York Life Insurance and Annuity Corp, et	13320	951.17	opened 03.03.2014	0.30	closed 03.05.2015														Bruce Kneese vs New York Life Insurance and Annuity Corp, et al	951.47			0.30
Hampton vs Spornhauer	13343	2,000.00		22.38	1.77	1.75	2.02												Hampton vs Spornhauer		2,027.92	5.54	27.92
Kerrville Professional Properties LTD ... vs Friendship Village Owner's Asn, Inc ...	13640		per District Clerk ... case settled ... awaiting court order to release ... 03.03.2014 ... LL																Kerrville Professional Properties LTD ... vs Friendship Village Owner's Asn, Inc ...	0.00			0.00
In the Matter of the Marriage of Roxanne L Pennington & Gerard M Pennington and In the Interest of Sarah Pennington & Matthew Pennington, Children	13683	500.00	opened 03.03.2014	5.25	0.44	0.44	0.51												In the Matter of the Marriage of Roxanne L Pennington & Gerard M Pennington and In the Interest of Sarah Pennington & Matthew Pennington, Children		506.64	1.39	6.64
Berry vs Cardash	13859	500,984.49	opened 09.11.2014	159.13	closed 2015.06.11														Berry vs Cardash	501,143.62			159.13
Berry vs Cardash ... TRO	13859TRO	5,000.00	opened 09.11.2014	52.09	4.43	4.36	5.06												Berry vs Cardash ... TRO		5,065.94	13.85	65.94
Roscoe L Parker Guardianship	10522(a)	7,500.00		587.17	closed 07.12.2007														Roscoe L Parker Guardianship	8,087.17			587.17
State v Farmer	3870A	4,000.00		504.78	67.71	closed 05.2004/transferred to District Clerk Acct 117													State v Farmer	4,572.49			572.49
State v Farmer	3870B	1,000.00		126.19	19.89	closed 05.2004/transferred to District Clerk Acct 117													State v Farmer	1,146.08			146.08
Damron (trust)	8766(A)	26,278.61		92.83	closed 01.2005														Damron (trust)	26,371.44			92.83
Totals		2,676,132.01		2,308.07	9,101.44	15.05	14.87	17.19	0.00	0.00	0.00	0.00	0.00	0.00	0.00	0.00	0.00	0.00	Totals	2,670,354.07	17,234.56	47.11	11,456.62

**County of Gillespie
County Clerk Holding Account Recap
October 2017 - September 2018
Funds Managed by County Treasurer**

Cause	Investment Face Value	Prior Interest Adjusted Interest	Current Year Interest TexPool Account												Released Investment	Current Balances	Total Interest FY2018			
			Oct.2017	Nov.2017	Dec.2017	Jan.2018	Feb.2018	Mar.2018	Apr.2018	May.2018	Jun.2018	Jul.2018	Aug.2018	Sep.2018						
Cause 9145 Doyle/Michael J Guardianship additional funds added July 2013 of \$882,40 to original face of \$119,517.83 or \$120,200.23 principal	120,200.23	1,532.25	106.67	105.19	121.88													0.00	122,066.22	333.74
Cause 8132 Roscoe L Parker	7,500.00	97.71	04-2006 account closed - case transferred to District Court												7,597.71	0.00				
Cause 8321 David Eugene Reynolds	100,000.00	11,872.07	closed 07/14/2008												111,872.07	0.00				
Investment Totals	197,500.00	0.00	13,502.03	106.67	105.19	121.88	0.00	0.00	0.00	0.00	0.00	0.00	0.00	0.00	0.00	0.00	0.00	119,469.78	122,066.22	333.74

GILLESPIE COUNTY TEXAS

Investment Performance Summary
Certificate of Deposits

Financial Institution	FY2018												Year To Date	
	Oct	Nov	Dec	Jan	Feb	Mar	Apr	May	Jun	Jul	Aug	Sep		
Texas Regional Bank													Texas Regional Bank	
Certificate of Deposits ... held at face value													Certificate of Deposits ... held at face value	
Amount of Investment	2,400,000	2,400,000	2,400,000										2,400,000	Average Investment
Average Interest Rate	0.7196	0.8446	0.9279										0.8307	Average Interest Rate
Earned Interest	1,334.54	1,466.80	1,666.04										4,467.38	Earned Interest
Security State Bank & Trust													Security State Bank & Trust	
Certificate of Deposits ... held at face value													Certificate of Deposits ... held at face value	
Amount of Investment	1,650,000	1,650,000	1,650,000										1,650,000	Average Investment
Average Interest Rate	0.6714	0.6714	0.6714										0.6714	Average Interest Rate
Earned Interest	542.49	1,078.62	1,043.85										2,664.96	Earned Interest
Multi-Bank Securities ... broker													Multi-Bank Securities ... broker	
Negotiable Certificate of Deposits ... held at face value													Negotiable Certificate of Deposits ... held at	
Amount of Investment			500,000										500,000	Average Investment
Average Interest Rate			1.9750										1.9750	Average Interest Rate
Earned Interest			0.00										0.00	Earned Interest

Financial Institution	FY2017												Year To Date							
	Oct	Nov	Dec	Jan	Feb	Mar	Apr	May	Jun	Jul	Aug	Sep								
Texas Regional Bank eff 03.2017													Texas Regional Bank eff 03.2017							
formerly Blanco National Bank													formerly Blanco National Bank							
Certificate of Deposits ... held at face value													Certificate of Deposits ... held at face value							
Amount of Investment	2,400,000	2,400,000	2,400,000	2,400,000	2,400,000	2,400,000	2,400,000	2,400,000	2,400,000	2,400,000	2,400,000	2,400,000	2,400,000	2,400,000	2,400,000	2,400,000	2,400,000	2,400,000	Average Investment	
Average Interest Rate	0.4500	0.4500	0.4500	0.4500	0.4500	0.4500	0.5125	0.5417	0.5708	0.5946	0.6363	0.6779	0.6779	0.6779	0.6779	0.6779	0.6779	0.6779	0.5195	Average Interest Rate
Earned Interest	887.76	917.28	887.76	917.28	912.34	833.42	917.28	1,011.01	1,104.14	1,126.05	1,206.26	1,302.69	1,302.69	1,302.69	1,302.69	1,302.69	1,302.69	1,302.69	12,023.27	Earned Interest
Security State Bank & Trust													Security State Bank & Trust							
Certificate of Deposits ... held at face value													Certificate of Deposits ... held at face value							
Amount of Investment	2,650,000	2,650,000	2,650,000	2,150,000	2,150,000	2,150,000	2,150,000	2,150,000	2,150,000	2,150,000	1,650,000	1,650,000	1,650,000	1,650,000	1,650,000	1,650,000	1,650,000	2,150,000	Average Investment	
Average Interest Rate	0.3667	0.3667	0.3667	0.3688	0.3813	0.3813	0.3938	0.4000	0.4000	0.4000	0.4000	0.4000	0.4000	0.4000	0.4000	0.4000	0.4000	0.4000	0.3854	Average Interest Rate
Earned Interest	782.91	834.46	807.57	834.46	684.74	628.24	704.92	736.74	730.39	706.88	560.53	560.53	560.53	560.53	560.53	560.53	560.53	560.53	8,572.37	Earned Interest

Financial Institution	FY2016												Year To Date								
	Oct	Nov	Dec	Jan	Feb	Mar	Apr	May	Jun	Jul	Aug	Sep									
Blanco National Bank													Blanco National Bank								
Certificate of Deposits ... held at face value													Certificate of Deposits ... held at face value								
Amount of Investment	2,400,000	2,400,000	2,400,000	2,400,000	2,400,000	2,400,000	2,400,000	2,400,000	2,400,000	2,400,000	2,400,000	2,400,000	2,400,000	2,400,000	2,400,000	2,400,000	2,400,000	2,400,000	2,400,000	Average Investment	
Average Interest Rate	0.4500	0.4500	0.4500	0.4500	0.4500	0.4500	0.4500	0.4500	0.4500	0.4500	0.4500	0.4500	0.4500	0.4500	0.4500	0.4500	0.4500	0.4500	0.4500	0.4500	Average Interest Rate
Earned Interest	887.76	917.28	887.76	917.28	914.82	860.48	917.28	887.76	887.76	917.28	890.22	917.28	917.28	917.28	917.28	917.28	917.28	917.28	917.28	10,832.48	Earned Interest
Security State Bank & Trust													Security State Bank & Trust								
Certificate of Deposits ... held at face value													Certificate of Deposits ... held at face value								
Amount of Investment	2,650,000	2,650,000	2,650,000	2,650,000	2,650,000	2,650,000	2,650,000	2,650,000	2,650,000	2,650,000	2,650,000	2,650,000	2,650,000	2,650,000	2,650,000	2,650,000	2,650,000	2,650,000	2,650,000	Average Investment	
Average Interest Rate	0.3500	0.3500	0.3500	0.3500	0.3500	0.3500	0.3500	0.3500	0.3500	0.3500	0.3556	0.3556	0.3556	0.3556	0.3556	0.3556	0.3556	0.3556	0.3514	Average Interest Rate	
Earned Interest	762.36	787.76	762.36	787.76	787.76	736.92	787.76	762.36	762.36	787.76	762.36	808.99	808.99	808.99	808.99	808.99	808.99	808.99	9,343.14	Earned Interest	

Financial Institution	FY2015												Year To Date								
	Oct	Nov	Dec	Jan	Feb	Mar	Apr	May	Jun	Jul	Aug	Sep									
Blanco National Bank													Blanco National Bank								
Certificate of Deposits ... held at face value													Certificate of Deposits ... held at face value								
Amount of Investment	2,400,000	2,400,000	2,400,000	2,400,000	2,400,000	2,400,000	2,400,000	2,400,000	2,400,000	2,400,000	2,400,000	2,400,000	2,400,000	2,400,000	2,400,000	2,400,000	2,400,000	2,400,000	2,400,000	Average Investment	
Average Interest Rate	0.4500	0.4500	0.4500	0.4500	0.4500	0.4500	0.4500	0.4500	0.4500	0.4500	0.4500	0.4500	0.4500	0.4500	0.4500	0.4500	0.4500	0.4500	0.4500	0.4500	Average Interest Rate
Earned Interest	887.76	917.28	887.76	917.28	912.34	833.42	916.05	890.22	917.28	887.76	917.28	917.28	917.28	917.28	917.28	917.28	917.28	917.28	917.28	10,801.71	Earned Interest
Security State Bank & Trust													Security State Bank & Trust								
Certificate of Deposits ... held at face value													Certificate of Deposits ... held at face value								
Amount of Investment	2,650,000	2,650,000	2,650,000	2,650,000	2,650,000	2,650,000	2,650,000	2,650,000	2,650,000	2,650,000	2,650,000	2,650,000	2,650,000	2,650,000	2,650,000	2,650,000	2,650,000	2,650,000	2,650,000	Average Investment	
Average Interest Rate	0.3500	0.3500	0.3500	0.3500	0.3500	0.3500	0.3500	0.3500	0.3500	0.3500	0.3500	0.3500	0.3500	0.3500	0.3500	0.3500	0.3500	0.3500	0.3500	0.3500	Average Interest Rate
Earned Interest	762.36	787.63	762.36	787.63	786.80	712.48	787.76	762.36	787.76	762.36	787.76	762.36	787.76	787.76	787.76	787.76	787.76	787.76	787.76	9,275.02	Earned Interest

GILLESPIE COUNTY TEXAS

Investment Performance Summary Certificate of Deposits

Financial Institution	FY2014												Year To Date
	Oct	Nov	Dec	Jan	Feb	Mar	Apr	May	Jun	Jul	Aug	Sep	
Blanco National Bank													Blanco National Bank
Certificate of Deposits ... held at face value													Certificate of Deposits ... held at face value
Amount of Investment	2,400,000	2,400,000	2,400,000	2,400,000	2,400,000	2,400,000	2,400,000	2,400,000	2,400,000	2,400,000	2,400,000	2,400,000	2,400,000 Average Investment
Average Interest Rate	0.5333	0.5167	0.5042	0.4917	0.4875	0.4792	0.4583	0.4500	0.4500	0.4500	0.4500	0.4500	0.4767 Average Interest Rate
Earned Interest	1,076.62	1,095.57	1,019.12	1,036.14	1,005.73	910.12	985.20	912.39	925.77	887.76	917.28	917.28	11,688.98 Earned Interest
Security State Bank & Trust													Security State Bank & Trust
Certificate of Deposits ... held at face value													Certificate of Deposits ... held at face value
Amount of Investment	2,650,000	2,650,000	2,650,000	2,650,000	2,650,000	2,650,000	2,650,000	2,650,000	2,650,000	2,650,000	2,650,000	2,650,000	2,650,000 Average Investment
Average Interest Rate	0.3889	0.3889	0.3889	0.3833	0.3722	0.3667	0.3611	0.3556	0.3556	0.3500	0.3500	0.3500	0.3676 Average Interest Rate
Earned Interest	871.27	874.78	846.61	874.78	852.59	764.27	834.46	792.22	808.99	782.91	787.76	787.76	9,878.40 Earned Interest

Financial Institution	FY2013												Year To Date
	Oct	Nov	Dec	Jan	Feb	Mar	Apr	May	Jun	Jul	Aug	Sep	
Blanco National Bank													Blanco National Bank
Certificate of Deposits ... held at face value													Certificate of Deposits ... held at face value
Amount of Investment	2,400,000	2,400,000	2,400,000	2,400,000	2,400,000	2,400,000	2,400,000	2,400,000	2,400,000	2,400,000	2,400,000	2,400,000	2,400,000 Average Investment
Average Interest Rate	0.6500	0.6458	0.6375	0.6250	0.6208	0.6125	0.6125	0.5833	0.5708	0.5583	0.5500	0.5471	0.6011 Average Interest Rate
Earned Interest	1,282.08	1,324.80	1,273.86	1,299.33	1,267.84	1,148.97	1,248.39	1,167.00	1,188.96	1,125.91	1,146.51	1,129.53	14,603.18 Earned Interest
Security State Bank & Trust													Security State Bank & Trust
Certificate of Deposits ... held at face value													Certificate of Deposits ... held at face value
Amount of Investment	2,650,000	2,650,000	2,650,000	2,650,000	2,650,000	2,650,000	2,650,000	2,650,000	2,650,000	2,650,000	2,650,000	2,650,000	2,650,000 Average Investment
Average Interest Rate	0.4778	0.4778	0.4778	0.4667	0.4444	0.4333	0.4333	0.4111	0.4111	0.4000	0.4000	0.4000	0.4361 Average Interest Rate
Earned Interest	1,089.06	1,074.40	1,039.75	1,074.40	1,030.84	917.83	993.69	920.58	942.72	912.36	900.25	900.25	11,796.13 Earned Interest

Financial Institution	FY2012												Year To Date
	Oct	Nov	Dec	Jan	Feb	Mar	Apr	May	Jun	Jul	Aug	Sep	
Blanco National Bank													Blanco National Bank
Certificate of Deposits ... held at face value													Certificate of Deposits ... held at face value
Amount of Investment	2,400,000	2,400,000	2,400,000	2,400,000	2,400,000	2,400,000	2,400,000	2,400,000	2,400,000	2,400,000	2,400,000	2,400,000	2,400,000 Average Investment
Average Interest Rate	0.8458	0.8083	0.7833	0.7458	0.7333	0.7167	0.6750	0.6583	0.6500	0.6500	0.6500	0.6500	0.7139 Average Interest Rate
Earned Interest	1,693.08	1,724.02	1,598.55	1,596.62	1,516.62	1,401.92	1,460.72	1,331.40	1,341.79	1,282.08	1,324.80	1,324.80	17,596.40 Earned Interest
Security State Bank & Trust													Security State Bank & Trust
Certificate of Deposits ... held at face value													Certificate of Deposits ... held at face value
Amount of Investment	2,650,000	2,650,000	2,650,000	2,650,000	2,650,000	2,650,000	2,650,000	2,650,000	2,650,000	2,650,000	2,650,000	2,650,000	2,650,000 Average Investment
Average Interest Rate	0.7222	0.7222	0.7222	0.6889	0.6222	0.5889	0.5556	0.5222	0.5222	0.5000	0.5000	0.5000	0.5972 Average Interest Rate
Earned Interest	1,800.00	1,605.23	1,553.43	1,605.23	1,477.83	1,334.81	1,363.18	1,195.90	1,210.30	1,171.25	1,125.37	1,125.37	16,567.90 Earned Interest

Financial Institution	FY2011												Year To Date
	Oct	Nov	Dec	Jan	Feb	Mar	Apr	May	Jun	Jul	Aug	Sep	
Blanco National Bank													Blanco National Bank
Certificate of Deposits ... held at face value													Certificate of Deposits ... held at face value
Amount of Investment	2,400,000	2,400,000	2,400,000	2,400,000	2,400,000	2,400,000	2,400,000	2,400,000	2,400,000	2,400,000	2,400,000	2,400,000	2,400,000 Average Investment
Average Interest Rate	1.4625	1.3292	1.2542	1.1938	1.1771	1.1354	1.0313	0.9896	0.9396	0.9104	0.8813	0.8583	1.0969 Average Interest Rate
Earned Interest	2,979.48	2,981.13	2,621.94	2,556.45	2,422.88	2,185.34	2,312.03	2,034.21	2,017.07	1,853.37	1,855.68	1,796.22	27,615.80 Earned Interest
Security State Bank & Trust													Security State Bank & Trust
Certificate of Deposits ... held at face value													Certificate of Deposits ... held at face value
Amount of Investment	2,650,000	2,650,000	2,650,000	2,650,000	2,650,000	2,650,000	2,650,000	2,650,000	2,650,000	2,650,000	2,650,000	2,650,000	2,650,000 Average Investment
Average Interest Rate	1.1333	1.1333	1.1333	1.1000	1.0222	0.9833	0.9333	0.8833	0.8833	0.8333	0.8333	0.8333	0.9754 Average Interest Rate
Earned Interest	2,447.26	2,541.58	2,459.59	2,541.58	2,411.45	2,129.59	2,280.43	2,021.92	2,051.12	1,984.93	1,860.02	1,860.02	26,589.49 Earned Interest

Financial Institution	FY2010												Year To Date
	Oct	Nov	Dec	Jan	Feb	Mar	Apr	May	Jun	Jul	Aug	Sep	
Blanco National Bank													Blanco National Bank
Certificate of Deposits ... held at face value													Certificate of Deposits ... held at face value
Amount of Investment	2,200,000	2,200,000	2,200,000	2,200,000	2,200,000	2,200,000	2,400,000	2,400,000	2,400,000	2,400,000	2,400,000	2,400,000	2,300,000 Average Investment
Average Interest Rate	2.5886	2.4409	2.3500	2.1795	2.1227	2.0091	1.8083	1.7250	1.6208	1.5792	1.5479	1.5104	1.9569 Average Interest Rate
Earned Interest	4,775.37	4,836.85	4,413.71	4,390.95	4,057.67	3,597.30	3,753.99	3,567.14	3,516.20	3,197.28	3,218.95	3,155.25	46,480.66 Earned Interest
Security State Bank & Trust													Security State Bank & Trust
Certificate of Deposits ... held at face value													Certificate of Deposits ... held at face value
Amount of Investment	400,000	400,000	400,000	400,000	400,000	650,000	2,650,000	2,650,000	2,650,000	2,650,000	2,650,000	2,650,000	1,545,833 Average Investment
Average Interest Rate	1.5750	1.5750	1.5750	1.5750	1.2750	1.2500	1.1333	1.0833	1.0833	1.1389	1.1389	1.1389	1.2951 Average Interest Rate
Earned Interest	673.99	535.06	517.82	535.06	532.05	394.25	677.32	2,441.10	2,193.21	2,202.74	2,528.82	2,528.83	15,760.25 Earned Interest

GILLESPIE COUNTY TEXAS

Investment Performance Summary Certificate of Deposits

Financial Institution	FY2009												Year To Date	
	Oct	Nov	Dec	Jan	Feb	Mar	Apr	May	Jun	Jul	Aug	Sep		
Blanco National Bank													Blanco National Bank	
Certificate of Deposits ... held at face value													Certificate of Deposits ... held at face value	
Amount of Investment	1,700,000	1,700,000	1,700,000	1,700,000	1,700,000	1,700,000	2,200,000	2,200,000	2,200,000	2,200,000	2,200,000	2,200,000	1,950,000	Average Investment
Average Interest Rate	4.0412	3.6618	3.5353	3.2294	3.1500	3.0147	2.8682	2.7864	2.7864	2.7455	2.6932	2.6409	3.0961	Average Interest Rate
Earned Interest	5,810.95	5,834.80	5,116.43	5,104.40	4,634.27	4,136.41	4,352.75	5,385.78	5,206.30	5,038.38	5,129.86	5,032.19	60,782.52	Earned Interest
Security State Bank & Trust													Security State Bank & Trust	
Certificate of Deposits ... held at face value													Certificate of Deposits ... held at face value	
Amount of Investment	900,000	900,000	900,000	900,000	900,000	900,000	400,000	400,000	400,000	400,000	400,000	400,000	650,000	Average Investment
Average Interest Rate	3.0300	3.0300	3.0300	3.0300	2.4300	2.4300	2.2875	2.0500	2.0500	2.0500	2.0500	2.0500	2.4598	Average Interest Rate
Earned Interest	1,984.94	2,305.90	2,231.52	2,305.90	2,297.68	1,860.84	2,051.10	752.07	696.44	673.99	696.44	696.44	18,553.26	Earned Interest

Financial Institution	FY2008												Year To Date	
	Oct	Nov	Dec	Jan	Feb	Mar	Apr	May	Jun	Jul	Aug	Sep		
Blanco National Bank													Blanco National Bank	
Certificate of Deposits ... held at face value													Certificate of Deposits ... held at face value	
Amount of Investment	1,600,000	1,600,000	1,600,000	1,600,000	1,600,000	1,700,000	1,700,000	1,700,000	1,700,000	1,700,000	1,700,000	1,700,000	1,658,333	Average Investment
Average Interest Rate	5.5531	5.4875	5.4656	5.2313	5.1219	4.9382	4.8206	4.5559	4.5559	4.4235	4.2912	4.1588	4.8836	Average Interest Rate
Earned Interest	7,331.57	7,546.16	7,216.49	7,427.24	7,085.44	6,534.39	7,129.97	6,735.65	6,577.93	6,365.77	6,386.84	6,195.75	82,533.20	Earned Interest
Security State Bank & Trust													Security State Bank & Trust	
Certificate of Deposits ... held at face value													Certificate of Deposits ... held at face value	
Amount of Investment	300,000	300,000	800,000	800,000	800,000	300,000	800,000	800,000	800,000	800,000	800,000	800,000	675,000	Average Investment
Average Interest Rate	5.4483	5.4483	5.0863	4.6288	3.4463	3.9283	3.6963	3.0375	3.0375	3.0375	3.0375	3.0375	3.9058	Average Interest Rate
Earned Interest	1,343.43	1,388.20	1,343.43	3,288.46	3,050.05	2,293.02	1,000.92	2,201.52	2,051.10	1,984.94	2,051.10	2,051.10	24,047.27	Earned Interest

Financial Institution	FY2007												Year To Date	
	Oct	Nov	Dec	Jan	Feb	Mar	Apr	May	Jun	Jul	Aug	Sep		
Blanco National Bank													Blanco National Bank	
Certificate of Deposits ... held at face value													Certificate of Deposits ... held at face value	
Amount of Investment	1,300,000	1,400,000	1,400,000	1,600,000	1,600,000	1,600,000	1,600,000	1,600,000	1,600,000	1,600,000	1,600,000	1,600,000	1,541,667	Average Investment
Average Interest Rate	5.1615	5.3143	5.3679	5.4563	5.5000	5.5313	5.5563	5.5655	5.5875	5.5875	5.5813	5.5750	5.4820	Average Interest Rate
Earned Interest	5,404.13	5,698.91	6,115.12	6,382.63	7,352.09	6,813.15	7,516.46	7,306.91	7,592.89	7,348.01	7,592.89	7,584.39	82,707.58	Earned Interest
Security State Bank & Trust													Security State Bank & Trust	
Certificate of Deposits ... held at face value													Certificate of Deposits ... held at face value	
Amount of Investment	200,000	200,000	200,000	200,000	300,000	300,000	300,000	300,000	300,000	300,000	300,000	300,000	266,667	Average Investment
Average Interest Rate	5.0950	5.0950	5.0950	5.0950	5.4167	5.4167	5.4483	5.4483	5.4483	5.4483	5.4483	5.4483	5.3226	Average Interest Rate
Earned Interest	837.54	865.46	837.54	865.46	865.46	1,246.58	1,380.15	1,335.62	1,388.20	1,343.43	1,388.20	1,388.20	13,741.84	Earned Interest

Financial Institution	FY2006												Year To Date	
	Oct	Nov	Dec	Jan	Feb	Mar	Apr	May	Jun	Jul	Aug	Sep		
Blanco National Bank													Blanco National Bank	
Certificate of Deposits ... held at face value													Certificate of Deposits ... held at face value	
Amount of Investment	1,200,000	1,200,000	1,200,000	1,200,000	1,200,000	1,200,000	1,300,000	1,300,000	1,300,000	1,300,000	1,300,000	1,300,000	1,250,000	Average Investment
Average Interest Rate	3.0933	3.2767	3.6058	4.0142	4.1808	4.3290	4.3885	4.6731	4.6731	4.8080	4.9385	5.0680	4.2541	Average Interest Rate
Earned Interest	3,050.96	3,339.50	3,556.44	3,883.06	4,091.15	3,848.66	4,412.19	4,689.04	4,726.43	4,993.12	5,308.21	5,455.61	51,354.37	Earned Interest
Security State Bank & Trust													Security State Bank & Trust	
Certificate of Deposits ... held at face value													Certificate of Deposits ... held at face value	
Amount of Investment	100,000	100,000	100,000	100,000	100,000	100,000	100,000	200,000	200,000	200,000	200,000	200,000	141,667	Average Investment
Average Interest Rate	3.0000	3.0000	3.0000	3.0000	5.0000	5.0000	5.0000	5.0950	5.0950	5.0950	5.0950	5.0950	4.3729	Average Interest Rate
Earned Interest	246.58	254.80	246.58	254.80	254.80	383.56	424.66	410.96	865.46	837.54	865.46	865.46	5,910.66	Earned Interest

Financial Institution	FY2005												Year To Date	
	Oct	Nov	Dec	Jan	Feb	Mar	Apr	May	Jun	Jul	Aug	Sep		
Blanco National Bank													Blanco National Bank	
Certificate of Deposits ... held at face value													Certificate of Deposits ... held at face value	
Amount of Investment	1,200,000	1,200,000	1,200,000	1,200,000	1,200,000	1,200,000	1,200,000	1,200,000	1,200,000	1,200,000	1,200,000	1,200,000	1,200,000	Average Investment
Average Interest Rate	1.8470	1.8600	1.8808	1.8808	2.0558	2.1558	2.2742	2.2742	2.5408	2.6575	2.8017	2.9267	2.2629	Average Interest Rate
Earned Interest	1,814.02	1,895.70	1,855.10	1,916.93	2,095.26	1,984.55	2,288.18	2,243.02	2,583.80	2,626.85	2,855.39	2,985.79	25,049.33	Earned Interest
Security State Bank & Trust													Security State Bank & Trust	
Certificate of Deposits ... held at face value													Certificate of Deposits ... held at face value	
Amount of Investment					100,000	100,000	100,000	100,000	100,000	100,000	100,000	100,000	100,000	Average Investment
Average Interest Rate					3.0000	3.0000	3.0000	3.0000	3.0000	3.0000	3.0000	3.0000	3.0000	Average Interest Rate
Earned Interest					0.00	230.14	230.14	246.58	254.80	246.58	254.80	254.80	1,717.84	Earned Interest

GILLESPIE COUNTY, TEXAS
 Capital Assets Lease/Purchase ... Contract ----, October.2017
 Road & Bridge Departments

PROJECTED Payments

PROJECTED Payments	FY2018			FY2019			FY2020			FY2021			FY2022		
	Total Payment	Principal	Interest	Total Payment	Principal	Interest	Total Payment	Principal	Interest	Total Payment	Principal	Interest	Total Payment	Principal	Interest
Balance At Year Start	932,648.64			832,722.00			699,486.48			566,250.96			433,015.44		
October payment			11,102.96			11,102.96			11,102.96			11,102.96			11,102.96
principal/interest				8,800.62	2,302.34		9,134.01	1,968.95		9,480.02	1,622.94		9,839.15	1,263.81	
November payment			11,102.96			11,102.96			11,102.96			11,102.96			11,102.96
principal/interest				8,827.93	2,275.03		9,162.35	1,940.61		9,509.44	1,593.52		9,869.68	1,233.28	
December payment			11,102.96			11,102.96			11,102.96			11,102.96			11,102.96
principal/interest				8,855.33	2,247.63		9,190.79	1,912.17		9,538.95	1,564.01		9,900.31	1,202.65	
January payment	11,102.96		11,102.96			11,102.96			11,102.96			11,102.96			11,102.96
principal/interest		6,190.70	4,912.26	8,882.81	2,220.15		9,219.31	1,883.65		9,568.56	1,534.40		9,931.04	1,171.92	
February payment	11,102.96		11,102.96			11,102.96			11,102.96			11,102.96			11,102.96
principal/interest		8,585.15	2,517.81	8,910.38	2,192.58		9,247.92	1,855.04		9,598.25	1,504.71		9,961.86	1,141.10	
March payment	11,102.96		11,102.96			11,102.96			11,102.96			11,102.96			11,102.96
principal/interest		8,611.79	2,491.17	8,938.03	2,164.93		9,276.62	1,826.34		9,628.04	1,474.92		9,992.77	1,110.19	
April payment	11,102.96		11,102.96			11,102.96			11,102.96			11,102.96			11,102.96
principal/interest		8,638.52	2,464.44	8,965.76	2,137.20		9,305.41	1,797.55		9,657.92	1,445.04		10,023.78	1,079.18	
May payment	11,102.96		11,102.96			11,102.96			11,102.96			11,102.96			11,102.96
principal/interest		8,665.33	2,437.63	8,993.59	2,109.37		9,334.29	1,768.67		9,687.89	1,415.07		10,054.89	1,048.07	
June payment	11,102.96		11,102.96			11,102.96			11,102.96			11,102.96			11,102.96
principal/interest		8,692.22	2,410.74	9,021.50	2,081.46		9,363.25	1,739.71		9,717.95	1,385.01		10,086.09	1,016.87	
July payment	11,102.96		11,102.96			11,102.96			11,102.96			11,102.96			11,102.96
principal/interest		8,719.19	2,383.77	9,049.50	2,053.46		9,392.31	1,710.65		9,748.11	1,354.85		10,117.39	985.57	
August payment	11,102.96		11,102.96			11,102.96			11,102.96			11,102.96			11,102.96
principal/interest		8,746.25	2,356.71	9,077.58	2,025.38		9,421.46	1,681.50		9,778.36	1,324.60		10,148.79	954.17	
September payment	11,102.96		11,102.96			11,102.96			11,102.96			11,102.96			11,102.96
principal/interest		8,773.39	2,329.57	9,105.75	1,997.21		9,450.70	1,652.26		9,808.71	1,294.25		10,180.28	922.68	
Total Proposed Payments Per Year															
Total Payments	932,648.64	99,926.64		133,235.52			133,235.52			133,235.52			133,235.52		
Total Principal	817,515.25		75,622.54		107,428.78			111,498.42			115,722.20			120,106.03	
Total Interest	115,133.39		24,304.10			25,806.74			21,737.10			17,513.32			13,129.49
Projected Balance Year End															
	832,722.00			699,486.48			566,250.96			433,015.44			299,779.92		

GILLESPIE COUNTY, TEXAS
 Capital Assets Lease/Purchase ... Contract ----, October.2017
 Road & Bridge Departments

ACTUAL Payments

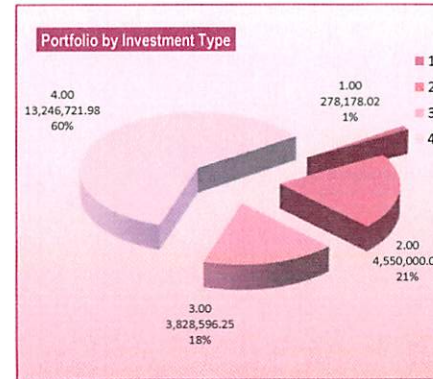
	FY2023			FY2024			FY2025		
	Total Payment	Principal	Interest	Total Payment	Principal	Interest	Total Payment	Principal	Interest
	299,779.92			166,544.40			33,308.88		
	11,102.96			11,102.96			11,102.96		
		10,211.88	891.08		10,598.73	504.23		11,000.23	102.73
	11,102.96			11,102.96			11,102.96		
		10,243.57	859.39		10,631.62	471.34		11,034.37	68.59
	11,102.96			11,102.96			11,102.96		
		10,275.36	827.60		10,664.61	438.35		11,068.58	34.38
	11,102.96			11,102.96					
		10,307.25	795.71		10,697.71	405.25			
	11,102.96			11,102.96					
		10,339.23	763.73		10,730.91	372.05			
	11,102.96			11,102.96					
		10,371.32	731.64		10,764.21	338.75			
	11,102.96			11,102.96					
		10,403.50	699.46		10,797.61	305.35			
	11,102.96			11,102.96					
		10,435.79	667.17		10,831.12	271.84			
	11,102.96			11,102.96					
		10,468.18	634.78		10,864.73	238.23			
	11,102.96			11,102.96					
		10,500.66	602.30		10,898.45	204.51			
	11,102.96			11,102.96					
		10,533.25	569.71		10,932.27	170.69			
	11,102.96			11,102.96					
		10,565.94	537.02		10,966.20	136.76			
	133,235.52			133,235.52			33,308.88		
		124,655.93			129,378.17			33,103.18	
			8,579.59			3,857.35			205.70
	166,544.40			33,308.88			(0.00)		

	ACTUAL Payments	FY2018			FY2019		
		Total Payment	Principal	Interest	Total Payment	Principal	Interest
Balance At Year Start		313,262.40			302,159.44		
October	payment				0.00		
	principal/interest						
November	payment				0.00		
	principal/interest						
December	payment	11,102.96			0.00		
	principal/interest		6,190.71	4,912.25			
January	payment	0.00			0.00		
	principal/interest						
February	payment	0.00			0.00		
	principal/interest						
March	payment	0.00			0.00		
	principal/interest						
April	payment	0.00			0.00		
	principal/interest						
May	payment	0.00			0.00		
	principal/interest						
June	payment	0.00			0.00		
	principal/interest						
July	payment	0.00			0.00		
	principal/interest						
August	payment	0.00			0.00		
	principal/interest						
September	payment	0.00			0.00		
	principal/interest						
Total Payments as of Current Date							
	Total Payments	11,102.96			0.00		
	Principal		6,190.71			0.00	
	Interest			4,912.25			0.00
Balance as of Current Period							
		302,159.44			302,159.44		

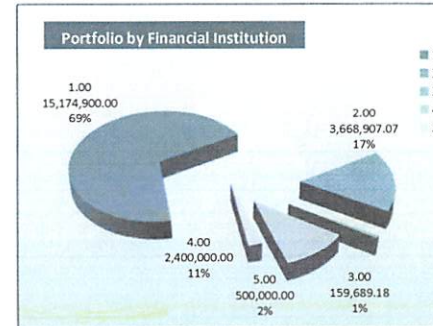
GILLESPIE COUNTY, TEXAS

Portfolio Asset Summary by Investment Type As of December 31, 2017 Of funds Managed by County Treasurer Office

Financial Institution Account / Investment Type	Cash Balances As Of December 31, 2017	
Security State Bank & Trust County Depository		
Checking Accounts		
General ... multi-fund account	1.01	
COB 2001, GOB Series 2010 ... Interest & Sinking	1.00	
County Attorney Hot Check Fund	15,227.05	
Appellate Judicial ... CLOSED	0.00	
Justice of Peace No 1	62,300.44	
Justice of Peace No 2	25,546.61	
County Clerk Operating	78,368.38	
District Clerk Operating	96,731.53	
GOB Series 2013 ... Jail Project	1.00	
GOB Series 2013 ... Interest & Sinking	1.00	278,178.02
Sweep Accounts		
General ... multi-fund account	12,845,673.22	
GOB Series 2013 ... Jail Project	35,280.83	
COB 2001, GOB Series 2010 ... Interest & Sinking	66,183.07	
GOB Series 2013 ... Interest & Sinking	299,584.86	13,246,721.98
Certificate of Deposit .. General Fund (10.)		
02.11.2018 maturity	100,000.00	
05.02.2018 maturity	100,000.00	
02.28.2018 maturity	100,000.00	
10.29.2018 maturity	100,000.00	
03.04.2018 maturity	250,000.00	
04.01.2018 maturity	500,000.00	
09.01.2019 maturity	500,000.00	1,650,000.00 \$ 15,174,900.00
TexPool Investment Service for Public Funds		
Investment Pool		
General ... multi-fund account	3,528,886.64	
Interest & Sinking	719.65	
District Clerk Holding In Trust	17,234.56	
County Clerk Holding In Trust	122,066.22	
GOB Series 2013 ... Jail Project	0.00	3,668,907.07 \$ 3,668,907.07



Portfolio by Investment Type As of December 31, 2017	
278,178.02	Checking Accounts
4,550,000.00	Certificates of Deposit
3,828,596.25	Investment Pools ... Investment Service for Public Funds
13,246,721.98	Sweep Accounts
\$ 21,903,496.25	Total



Portfolio by Financial Institution As of December 31, 2017	
15,174,900.00	Security State Bank & Trust
3,668,907.07	TexPool
159,689.18	Texas Class
2,400,000.00	Texas Regional Bank
500,000.00	Multi-Bank Securities ... broker
\$ 21,903,496.25	Total

GILLESPIE COUNTY, TEXAS

Portfolio Asset Summary by Investment Type
 As of December 31, 2017
 Of funds Managed by County Treasurer Office

Financial Institution Account / Investment Type	Cash Balances As Of December 31, 2017		
Texas Class			
Investment Service for Public Funds			
Investment Pool			
GOB Series 2013 ... Jail Project	159,689.18	159,689.18	\$ 159,689.18
Texas Regional Bank			
Certificate of Deposit .. General Fund (10.)			
08.07.2019 maturity	100,000.00		
02.11.2018 maturity	100,000.00		
01.02.2018 maturity	100,000.00		
07.19.2018 maturity	100,000.00		
03.07.2018 maturity	100,000.00		
08.07.2019 maturity	100,000.00		
09.07.2019 maturity	100,000.00		
05.28.2018 maturity	100,000.00		
05.28.2018 maturity	100,000.00		
07.02.2019 maturity	100,000.00		
08.02.2019 maturity	100,000.00		
09.02.2019 maturity	100,000.00		
04.18.2018 maturity	100,000.00		
08.22.2019 maturity	100,000.00		
01.30.2018 maturity	100,000.00		
01.30.2018 maturity	100,000.00		
03.04.2018 maturity	100,000.00		
04.01.2018 maturity	100,000.00		
09.01.2019 maturity	100,000.00		
04.01.2018 maturity	100,000.00		
04.01.2018 maturity	100,000.00		
04.15.2018 maturity	100,000.00		
06.01.2018 maturity	100,000.00		
06.15.2018 maturity	100,000.00	2,400,000.00	\$ 2,400,000.00
Multi-Bank Securities ... broker			
Certificate of Deposit .. General Fund (10.)			
12.07.2019 maturity	250,000.00		
12.15.2019 maturity	250,000.00	500,000.00	\$ 500,000.00
Total			\$21,903,496.25

GILLESPIE COUNTY, TEXAS

Portfolio Asset Summary vs. Security Holdings
 As of December 31, 2017

For Funds Held by the County Treasurer and All Fee Offices

Financial Institution Account / Investment Type	Cash Balances as of December 31, 2017		Financial Institution Pledge / Security Holdings
Security State Bank & Trust (SSB&T) County Depository	Account Balances		Pledge / Security Holdings
County Treasurer Managed Accounts			
Checking Accounts			
General Checking ... multi-fund account	1.01		
COB Series 2001, GORefunding 2010 ... Interest & Sinking	1.00		
County Attorney Hot Check Fund	15,227.05		
Appellate Judicial ... CLOSED	0.00		
Justice of Peace No 1	62,300.44		
Justice of Peace No 2	25,546.61		
County Clerk Operating	78,368.38		
District Clerk Operating	96,731.53		
GOB Series 2013 ... Jail Project	1.00		
GOB Series 2013 ... Interest & Sinking	1.00	278,178.02	
Sweep Accounts			
General ... multi-fund account	12,845,673.22		
GOB Series 2013 ... Jail Project	35,280.83		
COB Series 2001, GORefunding 2010 ... Interest & Sinking	66,183.07		
GOB Series 2013 ... Interest & Sinking	299,584.86	13,246,721.98	
County Treasurer Managed Investments			
Certificates of Deposit .. General Fund (10.)			
02.11.2018 maturity	100,000.00		
05.02.2018 maturity	100,000.00		
02.28.2018 maturity	100,000.00		
10.29.2018 maturity	100,000.00		
03.04.2018 maturity	250,000.00		
04.01.2018 maturity	500,000.00		
09.01.2019 maturity	500,000.00	1,650,000.00	

GILLESPIE COUNTY, TEXAS

Portfolio Asset Summary vs. Security Holdings
As of December 31, 2017

For Funds Held by the County Treasurer and All Fee Offices

Financial Institution Account / Investment Type	Cash Balances as of December 31, 2017		Financial Institution Pledge / Security Holdings
Security State Bank & Trust County Depository	Account Balances		Pledge / Security Holdings
Tax Assessor-Collector Managed Accounts ... new accounts effective 01.01.2017			
Checking Accounts			
TA-C Operating Account	79,650.87		
TxP&WL	4,422.96		
MVD	98,083.93		
MVD Sales Tax	200,632.68		
MVD Title	2,560.13		
Road & Bridge Fee	5,225.63	390,576.20	
Tax Assessor-Collector Managed Accounts ... old accounts			
Checking Accounts			
TA-C Operating Account	23,603.90		
TxP&WL	551.41		
MVD	0.00		
MVD Sales Tax	863.20		
City of Fredericksburg Ad Valorem	88.95		
MVD Title	0.00		
Road & Bridge Fee	6,092.18		
Fredericksburg ISD Ad Valorem	7,590.13		
Escrow (Ad Valorem Property)	33.84		
VIT (Vehicle Inventory Tax) Escrow	1,571.98		
Harper ISD Ad Valorem	15.73		
Gillespie County WCID Ad Valorem	0.05		
Doss CCSD Ad Valorem	0.00		
Stonewall WCID Ad Valorem	0.00		
Hill Country Underground WCD Ad Valorem	0.00		
Gillespie County Ad Valorem	104.93	40,516.30	
TAC Total	431,092.50		

GILLESPIE COUNTY, TEXAS

Portfolio Asset Summary vs. Security Holdings
 As of December 31, 2017

For Funds Held by the County Treasurer and All Fee Offices

Financial Institution Account / Investment Type	Cash Balances as of December 31, 2017		Financial Institution Pledge / Security Holdings
Security State Bank & Trust County Depository	Account Balances		Pledge / Security Holdings
County Clerk Managed Account			
Checking Account			
County Clerk Escrow	46,522.48	46,522.48	
Sheriff Managed Account			
Checking Account			
Sheriff Bail Bond Account	89,050.00		
Sheriff Inmate	17,988.54		
Sherif Commissary	9,950.63	116,989.17	
District Clerk Managed Account			
Checking Account			
District Clerk Trust	385,509.82	385,509.82	
			21,168,444.52 SSB&T Pledged Securities .current face
			21,779,441.26 SSB&T Pledged Securities .book value
			21,900,395.93 SSB&T Pledged Securities .fair value
			250,000.00 FDIC Coverage / Demand Deposits @ SSB&T
			250,000.00 FDIC Coverage / Time Deposits @ SSB&T
		\$ 16,155,013.97	\$ 22,400,395.93

GILLESPIE COUNTY, TEXAS

Portfolio Asset Summary vs. Security Holdings
 As of December 31, 2017

For Funds Held by the County Treasurer and All Fee Offices

Financial Institution Account / Investment Type	Cash Balances as of December 31, 2017			Financial Institution Pledge / Security Holdings
TexPool	Account Balances			Pledge / Security Holdings
Investment Service for Public Funds				
County Treasurer Managed Investments				
Investment Pool Accounts				
General ... multi-fund account	3,528,886.64			
Interest & Sinking - COB Series 2001/GOB Series 2010	719.65			
District Clerk Holding	17,234.56			
County Clerk Holding	122,066.22			
GOB Series 2013 ... Jail Project	0.00	\$ 3,668,907.07	\$ 3,668,907.07	3,668,907.07
				Net Asset Value ... TexPool seeks to maintain a net asset value of \$1.00 (+/- 0.005 allowable) and is designed to be used for investments of funds which may be needed at any time. December 31, 2017, net asset value 0.99992

Financial Institution Account / Investment Type	Cash Balances as of December 31, 2017			Financial Institution Pledge / Security Holdings
Texas Class	Account Balances			Pledge / Security Holdings
Investment Service for Public Funds				
County Treasurer Managed Investments				
Investment Pool Account				
GOB Series 2013 ... Jail Project	159,689.18	\$ 159,689.18	\$ 159,689.18	159,689.18
				Net Asset Value ... Texas Class seeks to maintain a net asset value of \$1.00 (+/- 0.005 allowable) and is designed to be used for investments of funds which may be needed at any time. December 31, 2017, net asset value 1.00

GILLESPIE COUNTY, TEXAS

Portfolio Asset Summary vs. Security Holdings
As of December 31, 2017

For Funds Held by the County Treasurer and All Fee Offices

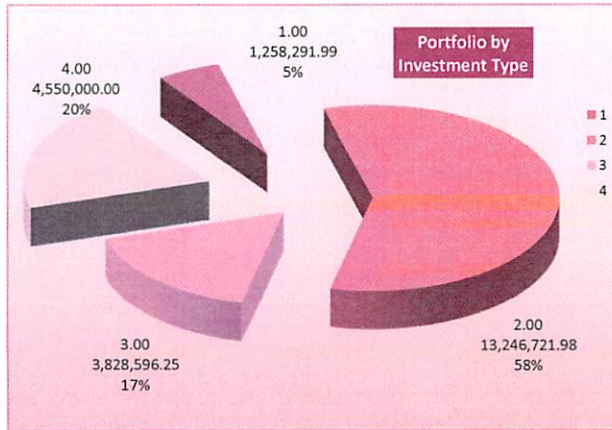
Financial Institution Account / Investment Type	Cash Balances as of December 31, 2017				Financial Institution Pledge / Security Holdings
Texas Regional Bank (TRB)	Account Balances				Pledge / Security Holdings
County Treasurer Managed Investments					
Certificates of Deposit .. General Fund (10.)					
08.07.2019 maturity	100,000.00				
02.11.2018 maturity	100,000.00				
01.02.2018 maturity	100,000.00				
07.19.2018 maturity	100,000.00				
03.07.2018 maturity	100,000.00				
08.07.2019 maturity	100,000.00				
09.07.2019 maturity	100,000.00				
05.28.2018 maturity	100,000.00				
05.28.2018 maturity	100,000.00				
07.02.2019 maturity	100,000.00				
08.02.2019 maturity	100,000.00				
09.02.2019 maturity	100,000.00				
04.18.2018 maturity	100,000.00				
08.22.2019 maturity	100,000.00				
01.30.2018 maturity	100,000.00				
01.30.2018 maturity	100,000.00				
03.04.2018 maturity	100,000.00				
04.01.2018 maturity	100,000.00				
09.01.2019 maturity	100,000.00				
04.01.2018 maturity	100,000.00			3,595,000.00	TRB Pledged Securities..original face
04.01.2018 maturity	100,000.00			2,276,869.49	TRB Pledged Securities..par
04.15.2018 maturity	100,000.00			2,422,419.16	TRB Pledged Securities..book value
06.01.2018 maturity	100,000.00			2,360,018.58	TRB Pledged Securities..market value
06.15.2018 maturity	100,000.00	2,400,000.00	\$ 2,400,000.00	\$ 2,610,018.58	250,000.00 FDIC Coverage @ TRB
Multi-Bank Securities ... Broker					
Account Balances				Pledge / Security Holdings	
County Treasurer Managed Investments					
Certificates of Deposit .. General Fund (10.)					
12.07.2019 maturity	250,000.00			250,000.00	FDIC Coverage
12.15.2017 maturity	250,000.00	500,000.00	\$ 500,000.00	\$ 500,000.00	250,000.00 FDIC Coverage

GILLESPIE COUNTY, TEXAS

Portfolio Asset Summary vs. Security Holdings
As of December 31, 2017

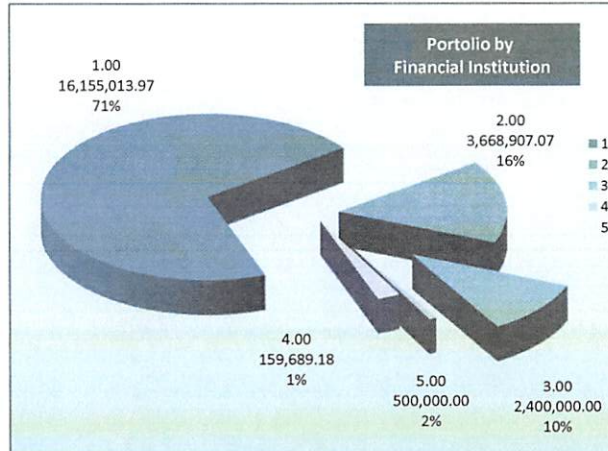
For Funds Held by the County Treasurer and All Fee Offices

Financial Institution Account / Investment Type	Cash Balances as of December 31, 2017	Financial Institution Pledge / Security Holdings
Total Assets	As Of December 31, 2017 \$ 22,883,610.22	Total Securities
	\$ 29,339,010.76	As Of December 31, 2017



Portfolio by Investment Type
As of December 31, 2017

1	1,258,291.99	Checking Accounts
2	13,246,721.98	Sweep Accounts
3	3,828,596.25	Investment Pools - Public Funds Investment Service
4	4,550,000.00	Certificates of Deposit
\$ 22,883,610.22		Total



Portfolio by Financial Institution
As of December 31, 2017

1	16,155,013.97	Security State Bank & Trust
2	3,668,907.07	TexPool
3	2,400,000.00	Texas Regional Bank
4	159,689.18	Texas Class
4	500,000.00	Multi-Bank Securities ... broker
\$ 22,883,610.22		Total

GILLESPIE COUNTY, TEXAS

Portfolio Asset Summary vs. Security Holdings
As of December 31, 2017

For Funds Held by the County Treasurer and All Fee Offices

Financial Institution Account / Investment Type	Cash Balances as of December 31, 2017	Financial Institution Pledge / Security Holdings
--	--	---

Deposit and Investment Risk Disclosure
<p>General Statement ... The County's approach to investments of county funds. Investment strategies are built on cash flow versus fund name. County funds are predominantly invested in certificates of deposit and Investment Pools ... investment service(s) for public funds. Depository interest-bearing checking accounts are used more as clearing accounts than a type of investment. Sweep accounts ... the General Checking Account (multi-fund account) ... interest-bearing, with a one dollar (\$1.00) threshold ... is attached to a sweep account with a \$25,000.00 required minimum balance. This holds the same for the GOB Series 2013 Project Account ... it is interest-bearing, with a one dollar (\$1.00) threshold ... and is attached to a sweep account with a \$25,000.00 required minimum balance. The same for COB2001/Ref2010 I&S and GOB2013 I&S.</p> <p>Custodial Risk .. All deposits/investments with any banking institution are collateralized over 100%, all collateral (exclusive FDIC coverage) is placed with a third party that is not a depository of the County, and collateral is pledged to Gillespie County.</p> <p>Interest Rate Risk .. The County does not have a formal investment policy that limits investment maturities as a means of managing its exposure to fair value losses arising from changing interest rates. At December 31, 2017, the County had no investments other than those in an investment pool that would be effected. Certificates of Deposit are normally held at maximum two year maturities or less and maturity dates are staggered. CD's are originally invested for periods of less or over a year to optimize a staggered portfolio. SSB&T & TRB CD's are held at face values with interests paid to the County monthly. Broker CD's are held at face values with interests remitted to the County as paid.</p> <p>Credit Risk .. At December 31, 2017, the County has no investments in commercial paper, corporate bonds, mutual funds. At December 31, 2017, TexPool was rated AAAm by Standard & Poor's. At December 31, 2017, Texas Class was rated AAAm by Standard & Poor's.</p> <p>Concentration of Credit Risk .. The County does not place any limit on the amount the County may invest with any type of investment or issuer. However, the County endeavors to diversify and monitors any concerns of concentrations with any one issuer or investment type At December 31, 2017, the County had its assets/investments invested by investment type 16.7307 % in investment pools 19.8832 % in certificate of deposit(s) 5.4987 % in checking, money market, passbook accounts 57.8874 % in sweep accounts which are tied to the overnight bank lending rate At December 31, 2017, the County had its assets/investments invested by issuer 16.0329 % in TexPool 70.5964 % in Security State Bank & Trust 10.4679 % in Texas Regional Bank 0.6978 % in Texas Class 2.1850 % in Multi-Bank Securities ... broker</p>

**FY2017-2018
Gillespie County, Texas
County Treasurer Monthly Financial Statement
All Funds Managed by County Treasurer**



For Period Ended December 31, 2017

**Laura Lundquist, CCT, CIO
Gillespie County Treasurer**

Maintenance & Operating, COB & GOB Operating, COB & GOB I&S, Special Revenue, Special Revenue..Grants, Trust and Agency							
Month To Date	11.30.2017 Cash Balance	Receipts	Disbursements	Allocations	FY2018 Adjustments	FY2017 Adjustments	12.31.2017 Cash Balance
Maintenance & Operating (M&O)	17,530,884.66	2,593,744.72	1,662,950.07				18,461,679.31
COB2001	194,745.36	454.42					195,199.78
and GOB2013 Operating							
COB 2001/Ref2010 I&S	221,117.29	184,262.04					405,379.33
and GOB I&S							
Special Revenue	1,835,092.91	40,845.20	16,962.83				1,858,975.28
Special Revenue ... Grants	15.18						15.18
Trust and Agency	615,900.65	38,521.68	4,698.86				649,723.47
Totals	20,397,756.05	2,857,828.06	1,684,611.76	0.00	0.00	0.00	21,570,972.35
County Funds							

Year To Date	09.30.2017 Cash Balance	Receipts	Disbursements	Allocations	FY2018 Adjustments	FY2017 Adjustments	12.31.2017 Cash Balance
Maintenance & Operating (M&O)	17,022,457.46	6,083,582.91	4,644,361.06				18,461,679.31
COB2001	290,749.68	971.96	96,521.86				195,199.78
and GOB2013 Operating							
COB 2001/Ref2010 I&S	74,884.22	331,245.11	750.00				405,379.33
and GOB I&S							
Special Revenue	1,899,141.29	230,840.53	271,006.54				1,858,975.28
Special Revenue ... Grants	15.18						15.18
Trust and Agency	597,784.58	162,913.90	110,975.01				649,723.47
Totals	19,885,032.41	6,809,554.41	5,123,614.47	0.00	0.00	0.00	21,570,972.35
County Funds							

Clerks of the Courts Trust Funds							
Month To Date	11.30.2017 Cash Balance	Receipts	Disbursements	Allocations	FY2018 Adjustments	FY2017 Adjustments	12.31.2017 Cash Balance
District Clerk Trust	17,217.37	17.19					17,234.56
County Clerk Trust	121,944.34	121.88					122,066.22
Totals	139,161.71	139.07	0.00	0.00	0.00	0.00	139,300.78
Clerk Trusts							

Year To Date	09.30.2017 Cash Balance	Receipts	Disbursements	Allocations	FY2018 Adjustments	FY2017 Adjustments	12.31.2017 Cash Balance
District Clerk Trust	17,187.45	47.11					17,234.56
County Clerk Trust	121,732.48	333.74					122,066.22
Totals	138,919.93	380.85	0.00	0.00	0.00	0.00	139,300.78
Clerk Trusts							

Respectfully submitted,

Laura Lundquist, CCT, CIO
Gillespie County Treasurer

The State of Texas, County of Gillespie

Before me, the undersigned authority, this day personally appeared Laura Lundquist, County Treasurer, to me well known, who, being duly sworn, desposes and says that the above and foregoing report is true and correct.

Witness my hand and seal of this office, this _____ day of _____, _____ A.D.

County Clerk
County of Gillespie, State of Texas

Compared, examined, and accepted in open Commissioners Court this _____ day of _____, _____ A.D.

County Judge

Commissioner Pct No 1

Commissioner Pct No 2

Commissioner Pct No 3

Commissioner Pct No 4