



FY2017-2018

GILLESPIE COUNTY, TEXAS

COUNTY TREASURER MONTHLY FINANCIAL REPORT

For The Period Ended

November 30, 2017

Unaudited

LAURA LUNDQUIST, CCT, CIO

GILLESPIE COUNTY TREASURER

1. Cash/Investment Balances All Funds
For Period Ended November 30, 2017
2. Statement of Receipts, Disbursements, Electronic Funds Transfers, Payroll,
Interfund Allocations, Adjustments, and Investments All Funds
Month to Date by Fund
3. Statement of Receipts, Disbursements, Electronic Funds Transfers, Payroll,
Interfund Allocations, Adjustments, and Investments All Funds
Fiscal Year to Date by Fund
4. Statement of Maintenance & Operating Funds
FY2005 through November 30, 2017
General Fund
Road & Bridge Funds ... County Wide, Precinct No 1, Precinct No 2, Precinct No 3, Precinct No 4
5. Fund Cash/Investment Balance Comparison by Fiscal Year by Fund
Active and Inactive Funds
FY2004 through November 30, 2017
6. Overall Cash/Investment Balance Comparison by Month
FY1985 through November 30, 2017
7. County Sales Tax ... Effective January 01, 1988
Allocation Summary of Sales Tax Receipts
1988 through November 30, 2017
8. Hotel Occupancy Tax (HOT) ... Effective January 01, 2007
Summary of HOT Receipts and Expenditures
For the Period of January 01, 2007 through November 30, 2017
9. Certificates of Obligation Bonds ... Interest & Sinking
Statement of Bond Redemptions & Interest Payment Schedule
GO Refunding Bonds, Series 2010
Refunding of COB Series 2001, Post Office & Clinic Building Properties
10. General Obligation Bonds ... Interest & Sinking
Statement of Bond Redemptions & Interest Payment Schedule
GOB Series 2013, Jail Construction Project



11. Lease / Purchase Finance Capital Equipment
Statement of Principal & Interest Payment Schedule
Road & Bridge Departments – Contract No 6451, September.2013
 - o Countywide
 - o Precinct No 1
 - o Precinct No 2
 - o Precinct No 3
 - o Precinct No 4

12. Lease / Purchase Finance Capital Equipment
Statement of Principal & Interest Payment Schedule
Road & Bridge Departments – Contract No 7756, June.2017
 - o Countywide
 - o Precinct No 1
 - o Precinct No 2
 - o Precinct No 3
 - o Precinct No 4

13. Public Property Finance ... Law Enforcement Radio System Upgrade
Statement of Principal & Interest Payment Schedule
Sheriff Office --- Contract No 6774, October.2014

14. District Clerk Trust Funds ... Statement of Holding in Trust Funds As Managed by County Treasurer
As of November 30, 2017

15. County Clerk Trust Funds ... Statement of Holding in Trust Funds As Managed by County Treasurer
As of November 30, 2017

16. Investment Performance Summary ... Certificate(s) of Deposit
As of November 30, 2017

17. County Treasurer Portfolio Asset Summary by Investment Type
As of November 30, 2017

18. County Portfolio Asset Summary vs Security Holdings
As of November 30, 2017

19. Detailed Listing of Receipts to All Funds
For November.2017

20. Detailed Listing of Disbursements from All Funds
For November.2017

21. Detailed Listing of Electronic Funds Transfers from All Funds
For November.2017

22. Detailed Listing of Interfund Allocations to/from All Funds
For November.2017

23. Detailed Listing of Payroll Distribution All Funds
For November.2017

24. Financial Summary Recap Affidavit
As of November 30, 2017

GILLESPIE COUNTY, TEXAS
Cash and Investment Balances
All Funds Managed by County Treasurer
For Period Ended November 30, 2017

FUNDS LISTING BY CATEGORY

GENERAL and ROAD & BRIDGE FUNDS

Maintenance & Operating Funds

General Fund	14,593,688.56
Road & Bridge Funds ...	
County Wide	1,500,825.29
Precinct No 1	300,214.00
Precinct No 2	416,108.04
Precinct No 3	346,890.63
Precinct No 4	<u>373,158.14</u>
Sub-total Road & Bridge Funds	2,937,196.10

CASH and INVESTMENTS

17,530,884.66

SPECIAL REVENUE FUNDS

Law Library	2,525.61	
Lateral Road ...		
Precinct No 1	6,658.22	
Precinct No 2	6,683.26	
Precinct No 3	6,658.21	
Precinct No 4	6,658.22	
Sub-total Lateral Road Funds	26,657.91	
Probate ...		
Training	4,771.77	
Guardianship Program	32,208.70	
Sub-total Probate Funds	36,980.47	
Court Reporter Service	509.11	
County Records Management	39,674.63	
County Clerk Records Management	127,426.58	
Sheriff Forfeiture	48,217.64	
Sheriff Abandoned Vehicle	1,218.72	
Sheriff Equitable Sharing	1,219.18	
Justice Court Bldg Security	9,718.14	
Courthouse Security	36,783.74	
District Clerk Records Management	10,703.03	
County & District Court Technology	24,872.02	
Occupancy Tax	608,023.14	
Pretrial Intervention	137,525.71	
Justice Court Technology	131,159.01	
Airport Operating	570,877.53	
LEOSE Training--Sheriff	4,176.82	
LEOSE Training--Constable No 1	9,385.42	
LEOSE Training--Constable No 2	7,331.75	
Tax Assessor - M V I	<u>106.75</u>	
		<u>1,835,092.91</u>

SPECIAL REVENUE FUNDS ... GRANTS

Grants ... General, Energy Efficiency	0.00	
Grants ... Law Enforcement, Emergency Services P25 Compliant Radio	0.00	
PML Loan Star Library	0.00	
PML PAC-Pug	0.00	
Airport Capital Project Grant	<u>15.18</u>	<u>15.18</u>

GILLESPIE COUNTY, TEXAS
Cash and Investment Balances
All Funds Managed by County Treasurer
For Period Ended November 30, 2017

FUNDS LISTING BY CATEGORY (continued)			
CERTIFICATES OF OBLIGATION BONDS and GENERAL OBLIGATION BONDS			
...			
Operating Accounts			
GOB Series 2013 ... Jail Project	194,745.36	<u>194,745.36</u>	
CERTIFICATES OF OBLIGATION BONDS and GENERAL OBLIGATION BONDS			
...			
Interest & Sinking Accounts			
COB Series 2001/GOB Refunding Series 2010 ... Interest & Sinking	45,217.81		
GOB Series 2013 ... Interest & Sinking	<u>175,899.48</u>	<u>221,117.29</u>	
TRUST and AGENCY FUNDS			
Criminal Justice	1,563.00		
Waste Water (State Fee)	570.00		
County Attorney Hot Check	12,232.77		
McDermott (PML)	111,624.98		
Breiten (PML)	192,340.90		
Justice Of The Peace No. 1	59,785.47		
Justice Of The Peace No. 2	27,177.72		
Appellate Judicial System	1.55		
Alternative Dispute Resolution	0.00		
Unclaimed Monies	56,823.79		
County Clerk Operating	83,841.87		
District Clerk Operating	69,938.60	<u>615,900.65</u>	<u>20,397,756.05</u>
FUNDS PENDING RELEASE			
Check(s) pending release	0.00		
EFT(s) pending release	<u>0.00</u>	<u>0.00</u>	<u>0.00</u>
CHANGE FUNDS			
General Fund (F.10) ... cash provider to various offices	2,980.00		
Sheriff Seizure Fund (F.30)	2,000.00		
County Attorney Hot Check Fund (F.80)	<u>50.00</u>	<u>5,030.00</u>	<u>5,030.00</u>

GILLESPIE COUNTY, TEXAS
Cash and Investment Balances
All Funds Managed by County Treasurer
For Period Ended November 30, 2017

FUNDS LISTING BY CATEGORY (continued)			
UNALLOCATED MONIES			
Checking Accounts			
Justice of Peace No 1 Checking .. credit card payment pending	1,420.00		
Justice of Peace No 1 Checking .. transfer pending	110.00		
Justice of Peace No 2 Checking ... unaccountable funds from 02.28.1999 ... date check book was turned over to County Treasurer	(98.56)		
Justice of Peace No 2 Checking .. credit card payment pending	324.00		
Justice of Peace No 2 Checking .. credit card reversal pending	110.00		
Justice of Peace No 2 Checking .. credit card payment pending	0.00		
General Checking .. payroll direct deposit of 11.30.2017 posted financial 12.01.2017	(181,589.04)		
District Clerk Checking .. credit card payment pending	364.00		
District Clerk Checking ... e-file correction	(511.25)		
County Attorney Hot Check Checking...	0.00		
COB 2001/REF 2010 Checking ... interfund loan to GOB 2013	0.00		
GOB 2013 Project Checking ... interfund loan from COB2001	0.00		
County Clerk Checking ... State Comptroller funds pending	16.00		
County Clerk Checking .. credit card transfer pending	0.00		
County Clerk Checking ... e-file correction	(532.00)		
County Clerk Checking .. credit card payment pending	0.00		
County Clerk Checking .. credit card payment pending-online copy	0.00		
County Clerk Checking ... IPP payment pending	0.00		
County Clerk Checking ... credit card payment pulled twice	10.00		
		<u>(180,376.85)</u>	
Investment Pools ... Investment Service For Public Funds			
TexPool ... General (multi-fund)	0.00		
TexPool ... COB Series 2001/GOB Series 2010 Interest & Sinking	0.00		
TexPool ... GOB Series 2013 Jail Project	0.00		
Texas Class ... GOB Series 2013 Jail Project	<u>0.00</u>	<u>0.00</u>	
Other Unallocated Funds			
none reported	<u>0.00</u>	<u>0.00</u>	<u>(180,376.85)</u>
			20,222,409.20

GILLESPIE COUNTY, TEXAS
Cash and Investment Balances
All Funds Managed by County Treasurer
For Period Ended November 30, 2017

CHECKING and INVESTMENT ACCOUNTS			
CHECKING ACCOUNTS			
GENERAL OPERATING ... Interest Bearing Checking	1.00		
Cash On Hand	0.00		
Deposit In Process	3,258.06		
Deposit In Process	15.00		
Online Transfer ... COB2001/Ref2010 I&S	(9,181.76)		
Online Transfer ... GOB 2013 I&S	(52,314.45)		
Online Transfer ... FY2017 year end adjustment, funds moved 12.06.2017	2,209.20		
Outstanding Financial Checks	(283,297.73)		
Outstanding Payroll Checks	(1,259.08)		
Check(s) pending release	<u>0.00</u>	<u>(340,569.76)</u>	
GENERAL OPERATING ... Interest Bearing Sweep Account			
Sweep of General Operating Checking	<u>12,312,533.43</u>	<u>12,312,533.43</u>	
COB Series 2001 / GOREfuding Series 2010 INTEREST & SINKING Checking			
Cash On Hand	0.00		
Online Transfer ... from General Fund	9,181.76		
Online Transfer ... to GOB Series 2013	0.00		
Outstanding Checks	<u>0.00</u>	<u>9,182.76</u>	
COB Series 2001 / GOREfuding Series 2010 INTEREST & SINKING ...			
Interest Bearing Sweep Account			
Sweep of General Operating Checking	<u>35,316.09</u>	<u>35,316.09</u>	
COUNTY ATTORNEY HOT CHECK ... Interest Bearing Checking			
Cash On Hand	0.00		
Deposit In Process	0.00		
Online Transfer	0.00		
Outstanding Checks	<u>(2,555.42)</u>	<u>12,232.77</u>	
JUSTICE OF THE PEACE No 1 ... Interest Bearing Checking			
Cash On Hand	0.00		
Deposit In Process	782.00		
Online Transfer ... to General Checking	0.00		
Outstanding Checks	<u>(4,671.80)</u>	<u>61,315.47</u>	

GILLESPIE COUNTY, TEXAS
Cash and Investment Balances
All Funds Managed by County Treasurer
For Period Ended November 30, 2017

CHECKING and INVESTMENT ACCOUNTS (continued)			
CHECKING ACCOUNTS ... Continued			
JUSTICE OF THE PEACE No 2 ... Interest Bearing Checking	27,871.05		
Cash On Hand	0.00		
Deposit In Process	62.51		
Deposit In Process	0.00		
Online Transfer	0.00		
Outstanding Checks	(420.40)	<u>27,513.16</u>	
COUNTY CLERK ... Interest Bearing Checking	81,427.61		
Cash On Hand	0.00		
Deposit In Process	1,181.50		
Deposit In Process	332.00		
Deposit In Process	829.00		
Deposit In Process	116.00		
Online Transfer ... to General Checking	0.00		
Outstanding Checks ... checks outstanding prior to 10/01/2009	(108.50)		
Outstanding Checks ... outstanding checks post 09/30/2009	(441.74)	<u>83,335.87</u>	
DISTRICT CLERK ... Interest Bearing Checking	86,215.41		
Cash On Hand	0.00		
Deposit In Process	773.50		
Deposit In Process	0.00		
Online Transfer ...	0.00		
Outstanding Checks ... checks outstanding prior to 10/01/2009	(4,361.86)		
Outstanding Checks ... outstanding checks post 09/30/2009	(12,835.70)	<u>69,791.35</u>	
GOB SERIES 2013 - Jail Project ... Interest Bearing Checking	1.00		
Cash On Hand	0.00		
Online Transfer ... FY2017 year end adjustment, funds moved 12/06/2017	(2,209.20)		
Deposit In Process	0.00		
Outstanding Checks	<u>0.00</u>	(2,208.20)	
GOB SERIES 2013 - Jail Project ... Interest Bearing Sweep Account			
Sweep of GOB 2013 Jail Project Checking	<u>37,454.49</u>	<u>37,454.49</u>	
GOB SERIES 2013 - Interest & Sinking ... Interest Bearing Checking	1.00		
Cash On Hand	0.00		
Online Transfer ... from General Fund	52,314.45		
Online Transfer ... from COB 2001	0.00		
Online Transfer	0.00		
Outstanding Checks	<u>0.00</u>	<u>52,315.45</u>	
GOB SERIES 2013 - Interest & Sinking ... Interest Bearing Sweep Account			
Sweep of GOB 2013 Interest & Sinking Sweep	<u>123,584.03</u>	<u>123,584.03</u>	<u>12,481,796.91</u>

GILLESPIE COUNTY, TEXAS
Cash and Investment Balances
All Funds Managed by County Treasurer
For Period Ended November 30, 2017

CHECKING and INVESTMENT ACCOUNTS (continued)

TIME CERTIFICATE OF DEPOSIT(s)

All General Fund (10.) Investments

Texas Regional Bank ... formerly Blanco National Bank

TRB CD paid monthly .. 08.07.2019 maturity	100,000.00	
TRB CD paid monthly .. 02.11.2018 maturity	100,000.00	
TRB CD paid monthly .. 01.02.2018 maturity	100,000.00	
TRB CD paid monthly .. 07.19.2018 maturity	100,000.00	
TRB CD paid monthly .. 03.07.2018 maturity	100,000.00	
TRB CD paid monthly .. 08.07.2019 maturity	100,000.00	
TRB CD paid monthly .. 09.01.2019 maturity	100,000.00	
TRB CD paid monthly .. 05.28.2018 maturity	100,000.00	
TRB CD paid monthly .. 05.28.2018 maturity	100,000.00	
TRB CD paid monthly .. 07.02.2019 maturity	100,000.00	
TRB CD paid monthly .. 08.02.2019 maturity	100,000.00	
TRB CD paid monthly .. 12.02.2017 maturity	100,000.00	
TRB CD paid monthly .. 04.18.2018 maturity	100,000.00	
TRB CD paid monthly .. 08.22.2019 maturity	100,000.00	
TRB CD paid monthly .. 01.30.2018 maturity	100,000.00	
TRB CD paid monthly .. 01.30.2018 maturity	100,000.00	
TRB CD paid monthly .. 03.04.2018 maturity	100,000.00	
TRB CD paid monthly .. 04.01.2018 maturity	100,000.00	
TRB CD paid monthly .. 12.01.2017 maturity	100,000.00	
TRB CD paid monthly .. 04.01.2018 maturity	100,000.00	
TRB CD paid monthly .. 04.01.2018 maturity	100,000.00	
TRB CD paid monthly .. 04.15.2018 maturity	100,000.00	
TRB CD paid monthly .. 06.01.2018 maturity	100,000.00	
TRB CD paid monthly .. 06.15.2018 maturity	<u>100,000.00</u>	<u>2,400,000.00</u>

Security State Bank & Trust (County Depository)

SSB&T CD paid monthly .. 02.11.2018 maturity	100,000.00		
SSB&T CD paid monthly .. 05.02.2018 maturity	100,000.00		
SSB&T CD paid monthly .. 02.28.2018 maturity	100,000.00		
SSB&T CD paid monthly .. 10.29.2018 maturity	100,000.00		
SSB&T CD paid monthly .. 03.04.2018 maturity	250,000.00		
SSB&T CD paid monthly .. 04.01.2018 maturity	500,000.00		
SSB&T CD paid monthly .. 09.01.2019 maturity	500,000.00	<u>1,650,000.00</u>	<u>4,050,000.00</u>

GILLESPIE COUNTY, TEXAS
Cash and Investment Balances
All Funds Managed by County Treasurer
For Period Ended November 30, 2017

CHECKING and INVESTMENT ACCOUNTS (continued)				
INVESTMENT POOLS ... Investment Service For Public Funds				
TexPool				
GENERAL ... Multi-Fund Account	3,525,364.26			
Deposit In Process	0.00			
Monies In Transit	<u>0.00</u>	<u>3,525,364.26</u>		
COB SERIES 2001/GORefunding SERIES 2010 ... Interest & Sinking	718.96			
Deposit In Process	0.00			
Monies In Transit	<u>0.00</u>		<u>718.96</u>	
GOB SERIES 2013 ... Jail Project	0.00			
Deposit In Process	0.00			
Monies In Transit	<u>0.00</u>		<u>0.00</u>	
<small>TexPool sub-total</small>			<u>3,526,083.22</u>	
Texas Class				
GOB SERIES 2013 ... Jail Project	159,499.07			
Deposit In Process	0.00			
Monies In Transit	<u>0.00</u>	<u>159,499.07</u>	<u>3,685,582.29</u>	
CHANGE FUNDS				
Under General Fund (F.10)				
Tax Office ... Teller Drawers (4)	1,180.00			
Tax Office ... Office Administration	0.00			
County Clerk	100.00			
District Clerk	100.00			
Justice of Peace No 1	200.00			
Justice of Peace No 2	200.00			
Pioneer Memorial Library	100.00			
Sheriff ... Administration	50.00			
Sheriff ... Jail Operations	50.00			
County Treasurer	1,000.00			
County Warehouse	<u>0.00</u>		<u>2,980.00</u>	
Under Sheriff Seizure (F.30)				
Sheriff ... Administrative Office	<u>2,000.00</u>		<u>2,000.00</u>	
Under County Attorney Hot Check (F.80)				
County Attorney	<u>50.00</u>		<u>50.00</u>	<u>5,030.00</u>
				20,222,409.20

GILLESPIE COUNTY, TEXAS

Cash and Investment Balances All Funds Managed by County Treasurer

For Period Ended November 30, 2017

DISTRICT CLERK HOLDING				
HOLDING ACCOUNT (s)	CASH and INVESTMENTS			
holding account(s)	<u>17,217.37</u>	<u>17,217.37</u>	<u>17,217.37</u>	<u>17,217.37</u>
INVESTMENT POOLS ... Investment Service For Public Funds				
TEXPOOL ... DISTRICT CLERK HOLDING	17,217.37			
Deposit In Process	0.00			
Monies In Transit	<u>0.00</u>	<u>17,217.37</u>	<u>17,217.37</u>	<u>17,217.37</u>

COUNTY CLERK HOLDING				
HOLDING ACCOUNT (s)	CASH and INVESTMENTS			
holding account(s)	<u>121,944.34</u>	<u>121,944.34</u>	<u>121,944.34</u>	<u>121,944.34</u>
INVESTMENT POOLS ... Investment Service For Public Funds				
TEXPOOL ... COUNTY CLERK HOLDING	121,944.34			
Deposit In Process	0.00			
Monies In Transit	<u>0.00</u>	<u>121,944.34</u>	<u>121,944.34</u>	<u>121,944.34</u>

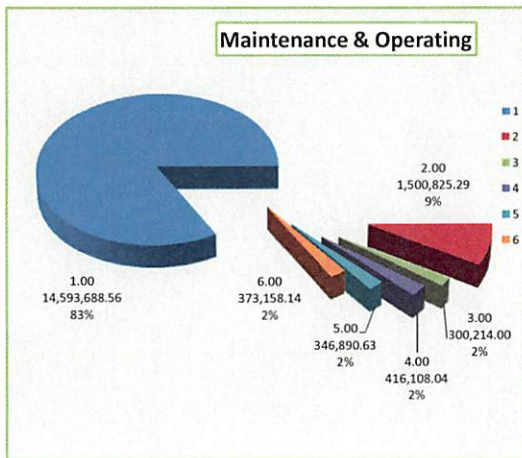


Laura Lundquist, CCT, CIO
 Gillespie County Treasurer
 Gillespie County, Texas

GILLESPIE COUNTY, TEXAS
STATEMENT OF
Receipts, Disbursements, Electronic Funds Transfers, Payroll, Interfund Allocations, Adjustments, and Time Investments
of County Funds Managed by County Treasurer

For the Period Ended November 30, 2017

For Current Account Period	Cash Balance as of 10.31.2017	Receipts	Disbursements	Electronic Fund Transfers	Payroll	Total Disbursements	Interfund Allocations In	Interfund Allocations Out	FY2018 Adjustments	FY2017 YE Adjustments	Cash Balances as of 11.30.2017	Time Investments	Adjusted Cash Balance as of 11.30.2017	For Current Account Period
GENERAL and ROAD & BRIDGE ... Maintenance & Operating Funds														
F10 General	14,127,108.31	1,805,153.44	753,744.56	267,190.89	317,637.74	1,338,573.19					14,593,688.56	4,050,000.00	10,543,688.56	F10 General
Road & Bridge Funds														
F15 County Wide	947,608.89	564,488.49	10,504.09		768.00	11,272.09					1,500,825.29		1,500,825.29	F15 County Wide
F16 Precinct No 1	211,739.36	113,855.00	5,920.43		19,459.93	25,380.36					300,214.00		300,214.00	F16 Precinct No 1
F17 Precinct No 2	258,782.03	180,247.76	7,031.37		15,890.38	22,921.75					416,108.04		416,108.04	F17 Precinct No 2
F18 Precinct No 3	268,382.88	113,907.20	16,517.58		18,881.87	35,399.45					346,890.63		346,890.63	F18 Precinct No 3
F19 Precinct No 4	283,731.35	113,923.70	6,759.38		17,737.53	24,496.91					373,158.14		373,158.14	F19 Precinct No 4
Sub-Total R&B	1,970,244.51	1,086,422.15	46,732.85	0.00	72,737.71	119,470.56	0.00	0.00	0.00	0.00	2,937,196.10	0.00	2,937,196.10	Sub-Total R&B
Sub-Totals General / Road & Bridge ... Maintenance & Operating Funds	16,097,352.82	2,891,575.59	800,477.41	267,190.89	390,375.45	1,458,043.75	0.00	0.00	0.00	0.00	17,530,884.66	4,050,000.00	13,480,884.66	Sub-Totals General / Road & Bridge ... Maintenance & Operating Funds



Maintenance & Operating Cash Balances by Fund As of November 30, 2017

1	14,593,688.56	General Fund
2	1,500,825.29	F15 County Wide
3	300,214.00	F16 Precinct No 1
4	416,108.04	F17 Precinct No 2
5	346,890.63	F18 Precinct No 3
6	373,158.14	F19 Precinct No 4
\$	17,530,884.66	

GILLESPIE COUNTY, TEXAS
STATEMENT OF
Receipts, Disbursements, Electronic Funds Transfers, Payroll, Interfund Allocations, Adjustments, and Time Investments
of County Funds Managed by County Treasurer

For the Period Ended November 30, 2017

For Current Account Period	Cash Balance as of 10.31.2017	Receipts	Disbursements	Electronic Fund Transfers	Payroll	Total Disbursements	Interfund Allocations In	Interfund Allocations Out	FY2018 Adjustments	FY2017 YE Adjustments	Cash Balances as of 11.30.2017	Time Investments	Adjusted Cash Balance as of 11.30.2017	For Current Account Period
SPECIAL REVENUE														
F20 Law Library	5,696.61		3,171.00			3,171.00					2,525.61		2,525.61	F20 Law Library
F21 Lateral Road Precinct Depts														F21 Lateral Road Precinct Depts
Precinct No 1	6,658.22					0.00					6,658.22		6,658.22	Precinct No 1
Precinct No 2	6,683.26					0.00					6,683.26		6,683.26	Precinct No 2
Precinct No 3	6,658.21					0.00					6,658.21		6,658.21	Precinct No 3
Precinct No 4	6,658.22					0.00					6,658.22		6,658.22	Precinct No 4
F24 Probate														F24 Probate
Training	4,771.77					0.00					4,771.77		4,771.77	Training
Guardianship Program	32,208.70					0.00					32,208.70		32,208.70	Guardianship Program
F25 Court Reporter Service	585.11		76.00			76.00					509.11		509.11	F25 Court Reporter Service
F28 County Records Mgmt	39,674.63					0.00					39,674.63		39,674.63	F28 County Records Mgmt
F29 County Clerk Records Mgmt	129,311.05				1,884.47	1,884.47					127,426.58		127,426.58	F29 County Clerk Records Mgmt
F30 Sheriff Forfeiture	46,767.38	1,917.85	467.60			467.60					48,217.64		48,217.64	F30 Sheriff Forfeiture
F93 Sheriff Abandoned Vehicle	1,217.53	1.19				0.00					1,218.72		1,218.72	F93 Sheriff Abandoned Vehicle
F31 Justice Court Bldg Security	9,718.14					0.00					9,718.14		9,718.14	F31 Justice Court Bldg Security
F32 Courthouse Security	36,783.74					0.00					36,783.74		36,783.74	F32 Courthouse Security
F34 District Clerk Records Mgmt	10,703.03					0.00					10,703.03		10,703.03	F34 District Clerk Records Mgmt
F35 County & District Courts Technology	24,872.02					0.00					24,872.02		24,872.02	F35 County & District Courts Technology
F36 Occupancy Tax	573,517.63	34,505.51				0.00					608,023.14		608,023.14	F36 Occupancy Tax
F37 Pretrial Intervention	137,025.71	500.00				0.00					137,525.71		137,525.71	F37 Pretrial Intervention
F51 Justice Court Technology	131,159.01					0.00					131,159.01		131,159.01	F51 Justice Court Technology
F72 Airport Operating	574,222.61	9,371.34	6,057.53		6,658.89	12,716.42					570,877.53		570,877.53	F72 Airport Operating
F78 LEOSE -Sheriff	4,176.82					0.00					4,176.82		4,176.82	F78 LEOSE -Sheriff
F79 LEOSE- Constable 1	9,385.42					0.00					9,385.42		9,385.42	F79 LEOSE- Constable 1
F82 LEOSE-Constable 2	7,331.75					0.00					7,331.75		7,331.75	F82 LEOSE-Constable 2
F81 Tax Assessor-M V I	106.75					0.00					106.75		106.75	F81 Tax Assessor-M V I
F40 Sheriff Equitable Sharing	1,217.99	1.19				0.00					1,219.18		1,219.18	F40 Sheriff Equitable Sharing
Sub-Totals Special Revenue	1,807,111.31	46,297.09	9,772.13	0.00	8,543.36	18,315.49	0.00	0.00	0.00	0.00	1,835,092.91	0.00	1,835,092.91	Sub-Totals Special Revenue

GILLESPIE COUNTY, TEXAS
STATEMENT OF
Receipts, Disbursements, Electronic Funds Transfers, Payroll, Interfund Allocations, Adjustments, and Time Investments
of County Funds Managed by County Treasurer

For the Period Ended November 30, 2017

For Current Account Period	Cash Balance as of 10.31.2017	Receipts	Disbursements	Electronic Fund Transfers	Payroll	Total Disbursements	Interfund Allocations In	Interfund Allocations Out	FY2018 Adjustments	FY2017 YE Adjustments	Cash Balances as of 11.30.2017	Time Investments	Adjusted Cash Balance as of 11.30.2017	For Current Account Period
----------------------------	-------------------------------	----------	---------------	---------------------------	---------	---------------------	--------------------------	---------------------------	--------------------	-----------------------	--------------------------------	------------------	--	----------------------------

SPECIAL REVENUE ... GRANTS														
F11 Grants ... General - Energy Efficiency	0.00					0.00					0.00		0.00	F11 Grants ... General - Energy Efficiency
F11 Grants ... Law Enforcement, Emergency Services P25 Compliant Radio	0.00					0.00					0.00		0.00	F11 Grants ... Law Enforcement, Emergency Services P25 Compliant Radio
F54 PML ... Loan Star Grant	0.00					0.00					0.00		0.00	F54 PML ... Loan Star Grant
F54 PML ... PAC-HUG Grant	0.00					0.00					0.00		0.00	F54 PML ... PAC-HUG Grant
F71 Airport Capital Project Grant	15.18					0.00					15.18		15.18	F71 Airport Capital Project Grant
Sub-Totals Special Revenue .. Grants	15.18	0.00	0.00	0.00	0.00	0.00	0.00	0.00	0.00	0.00	15.18	0.00	15.18	Sub-Totals Special Revenue .. Grants

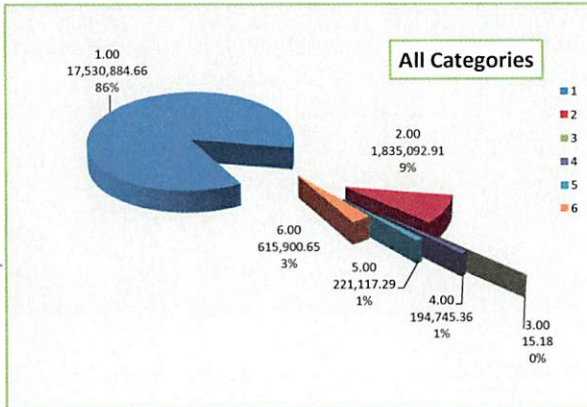
CERTIFICATES OF OBLIGATION BONDS and GENERAL OBLIGATION BONDS ... Project Operating Accounts														
F61 GOB Series 2013 ... Jail Project	194,536.97	208.39				0.00					194,745.36		194,745.36	F61 GOB Series 2013 ... Jail Project
Sub-Totals COB ... GOB Operating	194,536.97	208.39	0.00	0.00	0.00	0.00	0.00	0.00	0.00	0.00	194,745.36	0.00	194,745.36	Sub-Totals COB ... GOB Operating

CERTIFICATES OF OBLIGATION BONDS and GENERAL OBLIGATION BONDS ... Interest & Sinking Accounts														
F62 GOB Series 2013 ... Interest & Sinking	51,628.50	122,209.76				0.00					173,838.26		173,838.26	F62 GOB Series 2013 ... Interest & Sinking
F53 COB Series 2001 / GOB Refunding Series 2013 ... Interest & Sinking	26,582.64	21,446.39		750.00		750.00					47,279.03		47,279.03	F53 COB Series 2001 / GOB Refunding Series 2013 ... Interest & Sinking
Sub-Totals COB ... GOB I&S	78,211.14	143,656.15	0.00	750.00	0.00	750.00	0.00	0.00	0.00	0.00	221,117.29	0.00	221,117.29	Sub-Totals COB ... GOB I&S

GILLESPIE COUNTY, TEXAS
STATEMENT OF
Receipts, Disbursements, Electronic Funds Transfers, Payroll, Interfund Allocations, Adjustments, and Time Investments
of County Funds Managed by County Treasurer

For the Period Ended November 30, 2017

For Current Account Period	Cash Balance as of 10.31.2017	Receipts	Disbursements	Electronic Fund Transfers	Payroll	Total Disbursements	Interfund Allocations In	Interfund Allocations Out	FY2018 Adjustments	FY2017 YE Adjustments	Cash Balances as of 11.30.2017	Time Investments	Adjusted Cash Balance as of 11.30.2017	For Current Account Period
TRUST and AGENCY														
F22 Criminal Justice	840.00	723.00				0.00					1,563.00		1,563.00	F22 Criminal Justice
F27 Waste Water	360.00	210.00				0.00					570.00		570.00	F27 Waste Water
F80 County Attorney Hot Check	11,621.02	2,148.98	1,537.23			1,537.23					12,232.77		12,232.77	F80 County Attorney Hot Check
F89 McDermott (PML)	111,516.21	108.77				0.00					111,624.98		111,624.98	F89 McDermott (PML)
F92 Breiten (PML)	193,718.44	188.23	1,565.77			1,565.77					192,340.90		192,340.90	F92 Breiten (PML)
F85 Justice Of Peace 1	35,645.44	26,247.33	2,107.30			2,107.30					59,785.47		59,785.47	F85 Justice Of Peace 1
F86 Justice Of Peace 2	17,304.90	10,257.82	385.00			385.00					27,177.72		27,177.72	F86 Justice Of Peace 2
F83 Appellate Judicial	1,875.67		1,874.12			1,874.12					1.55		1.55	F83 Appellate Judicial
F84 Alternative Dispute Resolution	2,554.86		2,554.86			2,554.86					0.00		0.00	F84 Alternative Dispute Resolution
F90 Unclaimed Monies	57,075.87		252.08			252.08					56,823.79		56,823.79	F90 Unclaimed Monies
F94 County Clerk Operating	45,533.96	38,307.91				0.00					83,841.87		83,841.87	F94 County Clerk Operating
F95 District Clerk Operating	48,743.48	21,195.12	0.00			0.00					69,938.60		69,938.60	F95 District Clerk Operating
Sub-Totals Trust and Agency	526,789.85	99,387.16	10,276.36	0.00	0.00	10,276.36	0.00	0.00	0.00	0.00	615,900.65	0.00	615,900.65	Sub-Totals Trust and Agency
TOTALS ALL FUNDS	18,704,017.27	3,181,124.38	820,525.90	267,940.89	398,918.81	1,487,385.60	0.00	0.00	0.00	0.00	20,397,756.05	4,050,000.00	16,347,756.05	TOTALS ALL FUNDS



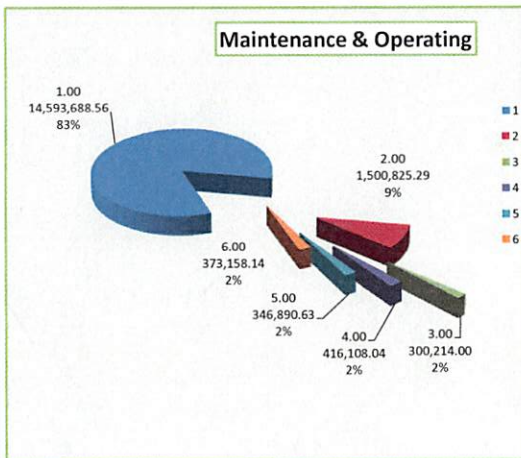
Cash Balances by Category
As of November 30, 2017

17,530,884.66	Maintenance & Operating
1,835,092.91	Special Revenue
15.18	Special Revenue ... Grants
194,745.36	Certificates of Obligation Bonds & General Obligation Bonds ... Project Operating
221,117.29	Certificates of Obligation Bonds & General Obligation Bonds ... Interest & Sinking
615,900.65	Trust and Agency
\$ 20,397,756.05	

**GILLESPIE COUNTY, TEXAS
STATEMENT OF
Receipts, Disbursements, Electronic Funds Transfers, Payroll, Interfund Allocations, Adjustments, and Time Investments
of County Funds Managed by County Treasurer**

Fiscal Year to Date as of Period Ended November 30, 2017

For Current Account Period	Cash Balance as of 09.30.2017	Receipts	Disbursements	Electronic Fund Transfers	Payroll	Total Disbursements	Interfund Allocations In	Interfund Allocations Out	FY2018 Adjustments	FY2017 YE Adjustments	Cash Balances as of 11.30.2017	Time Investments	Adjusted Cash Balance as of 11.30.2017	For Current Account Period
GENERAL and ROAD & BRIDGE ... Maintenance & Operating Funds													GENERAL and ROAD & BRIDGE ... Maintenance & Operating Funds	
F10 General	14,923,536.00	2,302,930.19	1,473,177.76	530,310.66	629,289.21	2,632,777.63					14,593,688.56	4,050,000.00	10,543,688.56	F10 General
Road & Bridge Funds													Road & Bridge Funds	
F15 County Wide	883,328.50	644,834.98	25,034.76		2,303.43	27,338.19					1,500,825.29		1,500,825.29	F15 County Wide
F16 Precinct No 1	297,118.95	117,791.39	74,198.64		40,497.70	114,696.34					300,214.00		300,214.00	F16 Precinct No 1
F17 Precinct No 2	306,581.79	192,855.07	50,223.07		33,105.75	83,328.82					416,108.04		416,108.04	F17 Precinct No 2
F18 Precinct No 3	307,349.83	117,171.50	41,420.18		36,210.52	77,630.70					346,890.63		346,890.63	F18 Precinct No 3
F19 Precinct No 4	304,542.39	114,255.06	13,039.71		32,599.60	45,639.31					373,158.14		373,158.14	F19 Precinct No 4
Sub-Total R&B	2,098,921.46	1,196,908.00	203,916.36	0.00	144,717.00	348,633.36	0.00	0.00	0.00	0.00	2,937,196.10	0.00	2,937,196.10	Sub-Total R&B
Sub-Totals General / Road & Bridge ... Maintenance & Operating Funds	17,022,457.46	3,489,838.19	1,677,094.12	530,310.66	774,006.21	2,981,410.99	0.00	0.00	0.00	0.00	17,530,884.66	4,050,000.00	13,480,884.66	Sub-Totals General / Road & Bridge ... Maintenance & Operating Funds



1	14,593,688.56	General Fund
2	1,500,825.29	F15 County Wide
3	300,214.00	F16 Precinct No 1
4	416,108.04	F17 Precinct No 2
5	346,890.63	F18 Precinct No 3
6	373,158.14	F19 Precinct No 4
\$ 17,530,884.66		

GILLESPIE COUNTY, TEXAS
STATEMENT OF
Receipts, Disbursements, Electronic Funds Transfers, Payroll, Interfund Allocations, Adjustments, and Time Investments
of County Funds Managed by County Treasurer

Fiscal Year to Date as of Period Ended November 30, 2017

For Current Account Period	Cash Balance as of 09.30.2017	Receipts	Disbursements	Electronic Fund Transfers	Payroll	Total Disbursements	Interfund Allocations In	Interfund Allocations Out	FY2018 Adjustments	FY2017 YE Adjustments	Cash Balances as of 11.30.2017	Time Investments	Adjusted Cash Balance as of 11.30.2017	For Current Account Period
SPECIAL REVENUE														
F20 Law Library	4,240.37	1,960.24	3,675.00			3,675.00					2,525.61		2,525.61	F20 Law Library
F21 Lateral Road Precinct Depts														F21 Lateral Road Precinct Depts
Precinct No 1	0.00	6,658.22				0.00					6,658.22		6,658.22	Precinct No 1
Precinct No 2	25.04	6,658.22				0.00					6,683.26		6,683.26	Precinct No 2
Precinct No 3	0.00	6,658.21				0.00					6,658.21		6,658.21	Precinct No 3
Precinct No 4	0.00	6,658.22				0.00					6,658.22		6,658.22	Precinct No 4
F24 Probate														F24 Probate
Training	4,720.77	51.00				0.00					4,771.77		4,771.77	Training
Guardianship Program	31,868.70	340.00				0.00					32,208.70		32,208.70	Guardianship Program
F25 Court Reporter Service	0.00	585.11	76.00			76.00					509.11		509.11	F25 Court Reporter Service
F28 County Records Mgmt	45,077.07	1,148.32	6,550.76			6,550.76					39,674.63		39,674.63	F28 County Records Mgmt
F29 County Clerk Records Mgmt	156,542.49	5,017.63	30,437.44		3,696.10	34,133.54					127,426.58		127,426.58	F29 County Clerk Records Mgmt
F30 Sheriff Forfeiture	46,716.11	1,969.13	467.60			467.60					48,217.64		48,217.64	F30 Sheriff Forfeiture
F93 Sheriff Abandoned Vehicle	1,216.20	2.52				0.00					1,218.72		1,218.72	F93 Sheriff Abandoned Vehicle
F31 Justice Court Bldg Security	9,531.27	186.87				0.00					9,718.14		9,718.14	F31 Justice Court Bldg Security
F32 Courthouse Security	35,318.46	1,465.28				0.00					36,783.74		36,783.74	F32 Courthouse Security
F34 District Clerk Records Mgmt	10,483.00	220.03				0.00					10,703.03		10,703.03	F34 District Clerk Records Mgmt
F35 County & District Courts Technology	24,373.70	498.32				0.00					24,872.02		24,872.02	F35 County & District Courts Technology
F36 Occupancy Tax	682,484.17	109,101.97	183,563.00			183,563.00					608,023.14		608,023.14	F36 Occupancy Tax
F37 Pretrial Intervention	136,525.71	1,000.00				0.00					137,525.71		137,525.71	F37 Pretrial Intervention
F51 Justice Court Technology	130,407.55	751.46				0.00					131,159.01		131,159.01	F51 Justice Court Technology
F72 Airport Operating	557,393.28	39,062.06	12,344.78		13,233.03	25,577.81					570,877.53		570,877.53	F72 Airport Operating
F78 LEOSE -Sheriff	4,176.82					0.00					4,176.82		4,176.82	F78 LEOSE -Sheriff
F79 LEOSE- Constable 1	9,385.42					0.00					9,385.42		9,385.42	F79 LEOSE- Constable 1
F82 LEOSE-Constable 2	7,331.75					0.00					7,331.75		7,331.75	F82 LEOSE-Constable 2
F81 Tax Assessor-M V I	106.75					0.00					106.75		106.75	F81 Tax Assessor-M V I
F40 Sheriff Equitable Sharing	1,216.66	2.52				0.00					1,219.18		1,219.18	F40 Sheriff Equitable Sharing
Sub-Totals Special Revenue	1,899,141.29	189,995.33	237,114.58	0.00	16,929.13	254,043.71	0.00	0.00	0.00	0.00	1,835,092.91	0.00	1,835,092.91	Sub-Totals Special Revenue

GILLESPIE COUNTY, TEXAS
STATEMENT OF
Receipts, Disbursements, Electronic Funds Transfers, Payroll, Interfund Allocations, Adjustments, and Time Investments
of County Funds Managed by County Treasurer

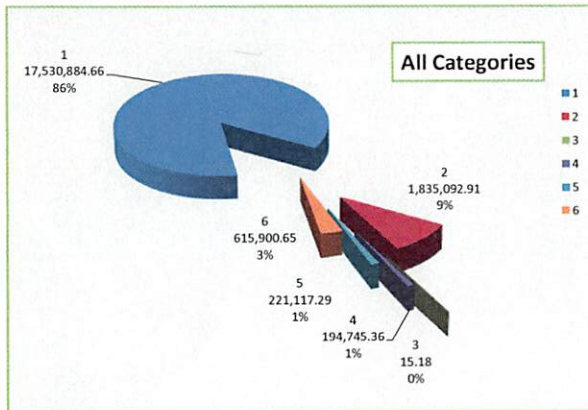
Fiscal Year to Date as of Period Ended November 30, 2017

For Current Account Period	Cash Balance as of 09.30.2017	Receipts	Disbursements	Electronic Fund Transfers	Payroll	Total Disbursements	Interfund Allocations In	Interfund Allocations Out	FY2018 Adjustments	FY2017 YE Adjustments	Cash Balances as of 11.30.2017	Time Investments	Adjusted Cash Balance as of 11.30.2017	For Current Account Period
SPECIAL REVENUE ... GRANTS														
F11 Grants ... General - Energy Efficiency	0.00					0.00					0.00		0.00	F11 Grants ... General - Energy Efficiency
F11 Grants ... Law Enforcement, Emergency Services P25 Compliant Radio	0.00					0.00					0.00		0.00	F11 Grants ... Law Enforcement, Emergency Services P25 Compliant Radio
F54 PML ... Loan Star Grant	0.00					0.00					0.00		0.00	F54 PML ... Loan Star Grant
F54 PML ... PAC-HUG Grant	0.00					0.00					0.00		0.00	F54 PML ... PAC-HUG Grant
F71 Airport Capital Project Grant	15.18					0.00					15.18		15.18	F71 Airport Capital Project Grant
Sub-Totals Special Revenue ... Grants	15.18	0.00	0.00	0.00	0.00	0.00	0.00	0.00	0.00	0.00	15.18	0.00	15.18	Sub-Totals Special Revenue ... Grants
CERTIFICATES OF OBLIGATION BONDS and GENERAL OBLIGATION BONDS ... Project Operating Accounts														
F61 GOB Series 2013 ... Jail Project	290,749.68	517.54	96,521.86			96,521.86					194,745.36		194,745.36	F61 GOB Series 2013 ... Jail Project
Sub-Totals COB ... GOB Operating	290,749.68	517.54	96,521.86	0.00	0.00	96,521.86	0.00	0.00	0.00	0.00	194,745.36	0.00	194,745.36	Sub-Totals COB ... GOB Operating
CERTIFICATES OF OBLIGATION BONDS and GENERAL OBLIGATION BONDS ... Interest & Sinking Accounts														
F62 GOB Series 2013 ... Interest & Sinking	50,995.65	124,903.83				0.00					175,899.48		175,899.48	F62 GOB Series 2013 ... Interest & Sinking
F53 COB Series 2001 / GOB Refunding Series 2013 ... Interest & Sinking	23,888.57	22,079.24		750.00		750.00					45,217.81		45,217.81	F53 COB Series 2001 / GOB Refunding Series 2013 ... Interest & Sinking
Sub-Totals COB ... GOB I&S	74,884.22	146,983.07	0.00	750.00	0.00	750.00	0.00	0.00	0.00	0.00	221,117.29	0.00	221,117.29	Sub-Totals COB ... GOB I&S

GILLESPIE COUNTY, TEXAS
STATEMENT OF
Receipts, Disbursements, Electronic Funds Transfers, Payroll, Interfund Allocations, Adjustments, and Time Investments
of County Funds Managed by County Treasurer

Fiscal Year to Date as of Period Ended November 30, 2017

For Current Account Period	Cash Balance as of 09.30.2017	Receipts	Disbursements	Electronic Fund Transfers	Payroll	Total Disbursements	Interfund Allocations In	Interfund Allocations Out	FY2018 Adjustments	FY2017 YE Adjustments	Cash Balances as of 11.30.2017	Time Investments	Adjusted Cash Balance as of 11.30.2017	For Current Account Period
TRUST and AGENCY														
F22 Criminal Justice	68,042.58	23,337.46	402.43	89,414.61		89,817.04					1,563.00		1,563.00	F22 Criminal Justice
F27 Waste Water	970.00	420.00	820.00			820.00					570.00		570.00	F27 Waste Water
F80 County Attorney Hot Check	11,062.68	3,097.19	1,927.10			1,927.10					12,232.77		12,232.77	F80 County Attorney Hot Check
F89 McDermott (PML)	111,393.96	231.02				0.00					111,624.98		111,624.98	F89 McDermott (PML)
F92 Breiten (PML)	193,950.78	400.60	2,010.48			2,010.48					192,340.90		192,340.90	F92 Breiten (PML)
F85 Justice Of Peace 1	33,951.11	30,799.32	4,964.96			4,964.96					59,785.47		59,785.47	F85 Justice Of Peace 1
F86 Justice Of Peace 2	17,004.83	10,583.99	411.10			411.10					27,177.72		27,177.72	F86 Justice Of Peace 2
F83 Appellate Judicial	1,594.08	281.59	1,874.12			1,874.12					1.55		1.55	F83 Appellate Judicial
F84 Alternative Dispute Resolution	1,935.00	619.86	2,554.86			2,554.86					0.00		0.00	F84 Alternative Dispute Resolution
F90 Unclaimed Monies	57,075.87		252.08			252.08					56,823.79		56,823.79	F90 Unclaimed Monies
F94 County Clerk Operating	56,542.95	27,417.33	118.41			118.41					83,841.87		83,841.87	F94 County Clerk Operating
F95 District Clerk Operating	44,260.74	27,203.86	1,526.00			1,526.00					69,938.60		69,938.60	F95 District Clerk Operating
Sub-Totals Trust and Agency	597,784.58	124,392.22	16,861.54	89,414.61	0.00	106,276.15	0.00	0.00	0.00	0.00	615,900.65	0.00	615,900.65	Sub-Totals Trust and Agency
TOTALS ALL FUNDS	19,885,032.41	3,951,726.35	2,027,592.10	620,475.27	790,935.34	3,439,002.71	0.00	0.00	0.00	0.00	20,397,756.05	4,050,000.00	16,347,756.05	TOTALS ALL FUNDS



17,530,884.66	Maintenance & Operating
1,835,092.91	Special Revenue
15.18	Special Revenue ... Grants
194,745.36	Certificates of Obligation Bonds & General Obligation Bonds ... Project Operating
221,117.29	Certificates of Obligation Bonds & General Obligation Bonds ... Interest & Sinking
615,900.65	Trust and Agency
\$ 20,397,756.05	

**FY2017-2018
GILLESPIE COUNTY, TEXAS
STATEMENT OF
Fund Cash/ Investment Balances of All County Funds Managed By County Treasurer**

FUND DESCRIPTION ACTIVE FUNDS		FY2018	FY2017	FY2016	FY2015	FY2014	FY2013	FY2012	FY2011	FY2010	FY2009	FY2008	FY2007	FY2006	FY2005	
		As of 11.30.2017							As Of Fiscal Year Ending Date							
GENERAL and ROAD & BRIDGE Maintenance & Operating																
F10	General Fund															
	All Departments	14,593,688.56	14,923,536.00	12,334,694.04	10,425,972.66	9,427,791.73	7,929,967.87	6,382,410.44	7,099,577.50	8,058,141.42	9,262,263.41	8,857,295.99	7,871,493.01	6,391,051.39	4,764,571.70	
Road & Bridge																
F15	County Wide	1,500,825.29	883,328.50	348,372.04	341,842.65	378,620.01	285,411.34	269,007.62	247,933.84	231,323.63	415,645.89	590,087.10	266,135.87	214,879.76	325,631.63	
F16	Precinct No 1	300,214.00	297,118.95	299,702.39	268,572.55	241,992.22	241,285.37	245,176.66	314,264.01	419,950.01	310,192.73	159,578.97	288,106.85	214,159.86	146,948.45	
F17	Precinct No 2	416,108.04	306,581.79	306,892.17	267,713.97	250,708.69	263,049.77	258,790.65	290,025.28	437,336.83	225,655.61	238,217.17	214,371.88	129,291.12	143,620.74	
F18	Precinct No 3	346,890.63	307,349.83	298,810.08	268,676.90	143,588.42	266,091.82	255,513.57	302,798.14	356,974.50	189,553.20	94,153.92	261,697.98	131,482.78	89,710.29	
F19	Precinct No 4	373,158.14	304,542.39	298,831.13	269,015.94	228,968.64	296,509.28	242,510.97	296,473.77	334,265.94	297,466.40	205,119.63	294,441.60	144,424.27	87,076.99	
	Road & Bridge Sub-Totals	2,937,196.10	2,098,921.46	1,552,607.81	1,415,822.01	1,243,877.98	1,352,347.58	1,270,999.47	1,451,495.04	1,779,850.91	1,438,513.83	1,287,156.79	1,324,754.18	834,237.79	792,988.10	
Sub-Totals																
General and Road & Bridge Maintenance & Operating		17,530,884.66	17,022,457.46	13,887,301.85	11,841,794.67	10,671,669.71	9,282,315.45	7,653,409.91	8,551,072.54	9,837,992.33	10,700,777.24	10,144,452.78	9,196,247.19	7,225,289.18	5,557,559.80	

**FY2017-2018
GILLESPIE COUNTY, TEXAS
STATEMENT OF
Fund Cash/ Investment Balances of All County Funds Managed By County Treasurer**

FUND DESCRIPTION ACTIVE FUNDS		FY2018	FY2017	FY2016	FY2015	FY2014	FY2013	FY2012	FY2011	FY2010	FY2009	FY2008	FY2007	FY2006	FY2005	
		As of 11.30.2017					As Of Fiscal Year Ending Date									
SPECIAL REVENUE																
F20	Law Library	2,525.61	4,240.37	2,467.24	7,760.46	13,480.79	22,378.86	28,338.91	39,192.23	43,400.98	41,852.55	42,419.59	40,079.68	36,066.66	31,284.42	
F21	Lateral Road Precinct Depts											31,328.62	18,897.94	0.00	12,377.05	
	Precinct No 1	6,658.22	0.00	13,291.39	6,633.18	0.00	0.00	0.00	0.00	0.00	0.00					
	Precinct No 2	6,683.26	25.04	25.04	0.00	0.00	0.00	0.00	0.00	0.00	0.00					
	Precinct No 3	6,658.21	0.00	6,658.22	0.00	0.00	0.00	0.00	0.00	0.00	0.00					
	Precinct No 4	6,658.22	0.00	0.00	0.00	0.00	0.00	0.00	0.00	0.00	0.00					
F24	Probate Fund															
	Training	4,771.77	4,720.77	4,299.77	4,572.06	4,124.42	4,478.28	3,863.76	4,145.00	3,616.94	3,996.51	3,568.10	3,645.71	3,765.83	3,195.83	
	Guardianship Program	32,208.70	31,868.70	28,228.70	25,200.92	22,216.48	19,143.76	15,277.64	12,092.87	8,595.01	5,109.40	2,328.98				
F25	Court Reporter Service	509.11	0.00	3,248.11	467.33	236.68	2,457.15	772.43	531.72	3,586.72	3,925.99	4,749.95	4,047.90	5,121.28	5,477.58	
F28	County Records Mgt	39,674.63	45,077.07	69,004.06	91,506.18	83,503.81	75,768.96	68,085.54	60,798.05	85,746.02	83,499.27	78,601.53	67,393.03	58,717.22	51,017.76	
F29	County Clerk Rcds Mgt	127,426.58	156,542.49	117,867.78	103,515.09	86,517.49	60,025.77	49,201.97	50,654.52	68,198.97	73,472.48	70,443.27	82,242.00	72,150.57	72,669.38	
F30	Sheriff Forfeiture	48,217.64	46,716.11	41,956.71	37,627.93	15,712.92	15,899.44	11,441.71	7,858.55	9,611.45	9,686.21	7,929.49	7,672.56	7,249.58	5,649.05	
F93	Sheriff Abandoned Vehicle	1,218.72	1,216.20	1,206.15	1,201.61	1,199.37	1,197.57	1,195.50	1,193.43	1,191.12	1,188.59					
F31	Justice Court Bldg Security	9,718.14	9,531.27	31,719.70	29,522.59	27,149.25	24,171.38	21,074.90	18,274.01	14,515.70	10,916.77	7,584.19	4,002.12	1,179.63		
F32	Courthouse Security	36,783.74	35,318.46	17,774.07	2,097.39	12,630.03	44,053.70	71,743.76	102,026.09	130,994.24	144,526.10	135,480.79	121,098.83	107,026.56	97,568.68	
F34	Distist Clerk Records Mgmnt	10,703.03	10,483.00	8,791.19	7,114.22	5,630.28	5,335.50	3,698.05	5,990.38	4,439.59	2,786.99	1,052.78	1,379.12	3,360.24	2,440.00	
F35	County & District Courts Technolog	24,872.02	24,373.70	20,360.61	16,756.67	13,523.64	11,667.87	8,337.60	5,132.39	1,816.93						
F36	Occupacy Tax	608,023.14	682,484.17	608,412.96	538,177.10	447,100.78	390,614.91	338,673.95	308,813.75	320,237.64	317,065.36	247,888.90	119,121.10	0.00		
F37	Pretrial Intervention	137,525.71	136,525.71	127,525.71	123,025.71	123,025.71	122,525.71	114,790.71	66,662.71	28,926.64	13,800.00	7,300.00				
F51	Justice Court Technology	131,159.01	130,407.55	121,167.37	112,119.89	102,554.58	90,599.26	78,070.58	74,024.21	58,891.29	45,290.75	33,688.80	21,166.16	9,714.42	4,805.84	
F72	Airport Operating	570,877.53	557,393.28	952,258.99	1,037,772.61	598,769.47	573,788.08	89,165.48	23,728.30	11,341.82	73,880.94	31,324.65	16,738.96	39,251.50	24,529.76	
F78	LEOSE-Sheriff	4,176.82	4,176.82	5,436.41	4,028.28	2,058.58	0.00	1,126.08	4,026.08	2,976.21	7,014.12	5,446.60	4,467.33	3,818.12	2,074.71	
F79	LEOSE-Constable 1	9,385.42	9,385.42	8,702.83	8,038.15	7,379.00	6,728.73	6,728.73	6,748.73	6,086.06	5,498.36	4,837.67	4,167.79	3,560.06	2,890.67	
F82	LEOSE-Constable 2	7,331.75	7,331.75	6,649.16	5,984.48	6,105.88	5,455.61	5,455.61	5,455.61	5,537.84	5,421.92	4,761.23	4,091.35	3,785.87	3,116.48	
F81	Tax Assessor M V I	106.75	106.75	106.75	106.75	106.75	106.75	106.75	95.92	73.66	73.66	0.00	2,290.79	2,178.41	1,833.73	
F40	Sheriff Equitable Sharing	1,219.18	1,216.66	1,206.61	1,202.07	1,200.17										
	Sub-Totals															
	Special Revenue	1,835,092.91	1,899,141.29	2,198,365.53	2,164,430.67	1,574,226.08	1,476,397.29	917,149.66	797,444.55	809,784.83	849,005.97	720,735.14	522,502.37	356,945.95	320,930.94	

**FY2017-2018
GILLESPIE COUNTY, TEXAS
STATEMENT OF
Fund Cash/ Investment Balances of All County Funds Managed By County Treasurer**

FUND DESCRIPTION ACTIVE FUNDS	FY2018	FY2017	FY2016	FY2015	FY2014	FY2013	FY2012	FY2011	FY2010	FY2009	FY2008	FY2007	FY2006	FY2005
----------------------------------	--------	--------	--------	--------	--------	--------	--------	--------	--------	--------	--------	--------	--------	--------

As of 11.30.2017

As Of Fiscal Year Ending Date

SPECIAL REVENUE ... GRANTS														
F11	Grants ... General - Energy Efficient	0.00	0.00	0.00	0.00	0.00	0.00	38.98						
F11	Grants ... Law Enforcement, Emergency Services P25 Compliant Radio	0.00	0.00	0.00	0.00	75,248.14	(78,346.14)	0.00						
F54	PML...Loan Star Grant	0.00	0.00	258.39	258.39	258.39	258.39	258.39	254.04	345.29	522.91	293.50	65.12	28.36
F54	PML...PAC-HUG Grant	0.00	0.00	211.40	211.40	211.40	211.40	211.40	211.40	211.06	209.40	6,634.72	6,307.45	
F71	Airport Capital Project Grant	15.18	15.18	15.18	15.18	15.18	11,795.25							
	Sub-Totals	15.18	15.18	484.97	484.97	75,733.11	(66,081.10)	469.79	508.77	465.44	556.35	732.31	6,928.22	6,372.57
	Special Revenue ... Grants	15.18	15.18	484.97	484.97	75,733.11	(66,081.10)	469.79	508.77	465.44	556.35	732.31	6,928.22	6,372.57

CERTIFICATES OF OBLIGATION BONDS and GENERAL OBLIGATION BONDS Operating Accounts														
F61	GOB Series 2013 ... Jail Project	194,745.36	290,749.68	290,019.50	491,873.19	5,249,856.00	13,952,401.46							
	Sub-Totals	194,745.36	290,749.68	290,019.50	491,873.19	5,249,856.00	13,952,401.46	0.00	0.00	0.00	0.00	0.00	0.00	0.00
	COB ... GOB Operating	194,745.36	290,749.68	290,019.50	491,873.19	5,249,856.00	13,952,401.46	0.00	0.00	0.00	0.00	0.00	0.00	0.00

CERTIFICATES OF OBLIGATION BONDS and GENERAL OBLIGATION BONDS Interest & Sinking Accounts														
F62	GOB Series 2013 ... Interest & Sinking	175,899.48	50,995.65	367,170.78	176,091.44	186,733.10	33,431.94							
F53	COB Series 2001 / GOB Refunding Series 2013 ... Interest & Sinking	45,217.81	23,888.57	60,224.16	22,393.57	30,914.07	37,851.74	30,199.42	28,061.84	2,624.28	8,069.04	82,110.37	95,558.09	31,073.48
	Sub-Totals	221,117.29	74,884.22	427,394.94	198,485.01	217,647.17	71,283.68	30,199.42	28,061.84	2,624.28	8,069.04	82,110.37	95,558.09	31,073.48
	COB ... GOB I&S	221,117.29	74,884.22	427,394.94	198,485.01	217,647.17	71,283.68	30,199.42	28,061.84	2,624.28	8,069.04	82,110.37	95,558.09	31,073.48

**FY2017-2018
GILLESPIE COUNTY, TEXAS
STATEMENT OF
Fund Cash/ Investment Balances of All County Funds Managed By County Treasurer**

FUND DESCRIPTION ACTIVE FUNDS		FY2018	FY2017	FY2016	FY2015	FY2014	FY2013	FY2012	FY2011	FY2010	FY2009	FY2008	FY2007	FY2006	FY2005
		As of 11.30.2017				As Of Fiscal Year Ending Date									
TRUST and AGENCY															
F22	Criminal Justice	1,563.00	68,042.58	54,932.91	54,332.95	56,439.35	62,059.07	51,843.04	61,241.11	72,063.98	65,435.27	86,647.15	71,204.17	56,514.01	47,492.20
F27	Waste Water	570.00	970.00	730.00	650.00	610.00	500.00	660.00	450.00	630.00	590.00	910.00	300.00	2,500.00	1,090.00
F80	County Attorney Hot Check	12,232.77	11,062.68	7,577.51	11,784.05	11,142.69	17,676.23	21,388.16	14,191.24	6,555.71	23,288.36	13,177.74	8,791.79	9,641.14	9,240.53
F89	McDermott (PML)	111,624.98	111,393.96	110,471.53	138,721.86	144,339.67	145,002.86	144,748.09	155,460.28	157,606.59	157,267.26	155,991.94	150,937.08	143,185.65	138,423.71
F92	Breiten (PML)	192,340.90	193,950.78	201,971.34	207,231.35	213,777.98	232,518.32	242,104.78	263,175.02	295,903.52	295,266.14	292,871.78	283,381.35	374,330.42	416,034.73
F85	Justice Peace No 1	59,785.47	33,951.11	35,430.40	39,391.40	36,196.17	38,870.87	32,802.78	31,544.44	42,704.30	27,861.46	32,606.50	31,714.74	31,364.72	20,388.07
F86	Justice Peace No 2	27,177.72	17,004.83	15,777.64	16,066.07	25,655.83	23,579.31	23,495.92	25,400.31	30,650.37	26,998.27	29,161.96	34,657.77	22,634.54	22,782.46
F83	Appellate Judicial	1.55	1,594.08	1,156.16	777.34	703.81	1,315.45	1,354.03	1,180.92	1,181.94	1,075.75	1,547.53	1,154.53	1,161.47	819.50
F84	Alternative Dispute	0.00	1,935.00	1,857.31	2,195.50	720.00	1,796.86	1,493.98	2,087.71	1,840.22	1,664.85	1,697.66	2,052.55	2,024.68	6,530.00
F90	Unclaimed Monies	56,823.79	57,075.87	57,058.39	54,211.45	55,949.27	50,746.77	48,698.94	47,544.20	47,757.66	46,394.14	43,344.41	36,840.41	5,213.28	4,961.20
F94	County Clerk Operating	83,841.87	56,542.95	54,774.79	42,645.44	43,947.02	33,039.61	38,409.66	32,375.08	41,376.98					
F95	District Clerk Operating	69,938.60	44,260.74	48,925.35	71,669.36	86,979.66	41,113.16	41,651.53	48,532.38	47,975.16					
	Sub-Totals Trust & Agency	615,900.65	597,784.58	590,663.33	639,676.77	676,461.45	648,218.51	648,650.91	683,182.69	746,246.43	645,841.50	657,956.67	621,034.39	648,569.91	667,762.40
TOTALS ALL ACTIVE FUNDS		20,397,756.05	19,885,032.41	17,394,230.12	15,336,745.28	18,465,593.52	25,364,535.29	9,249,879.69	10,060,270.39	11,397,113.31	12,204,250.10	11,605,987.27	10,442,270.26	8,268,251.09	6,569,541.83
		FY2018 As of 11.30.2017				FY2017 As Of Fiscal Year Ending Date									

**FY2017-2018
GILLESPIE COUNTY, TEXAS
STATEMENT OF
Fund Cash/ Investment Balances of All County Funds Managed By County Treasurer**

FUND DESCRIPTION INACTIVE FUNDS	FY2018	FY2017	FY2016	FY2015	FY2014	FY2013	FY2012	FY2011	FY2010	FY2009	FY2008	FY2007	FY2006	FY2005
------------------------------------	--------	--------	--------	--------	--------	--------	--------	--------	--------	--------	--------	--------	--------	--------

As of 11.30.2017

As Of Fiscal Year Ending Date

INACTIVE FUNDS															
F99	Light Up The Block				0.00	3.48	3.48	3.48	3.48	3.48	73.05	90.54	47.76	0.00	0.00
F87	Flora Eckert							0.00	0.00	2,633.35	4,511.42	6,484.28	6,274.17	5,951.99	5,682.06
F49	Homeland Security (2)							0.00	0.00	0.00	0.00	0.00	0.00	0.00	0.00
F50	Homeland Security							0.00	0.00	0.00	0.00	0.00	100.00	0.00	0.00
F88	Krikorian							0.00	0.00	28,000.00	26,700.71	25,835.51	25,117.93	24,942.10	0.00
F38	Intoxication/Drug Court							0.00	0.00	0.00	869.40				
F33	Graffiti Eradication							0.00	0.00	0.00	0.00	0.00	0.00	0.00	0.00
F52	COB Series 2001							0.00	0.00	0.00	0.00	0.00	0.00	0.00	0.00
F--	County Court Records Archive...									0.00	0.00	0.00	0.00	0.00	0.00
F55	TIF Grant														
F56	1997 TCHCA-Fbg														
F74	Airport Economic														
F60	Post Office Certificates														
F26	Historical Commission														
F57	Harper-1996TCDP														
F58	Stonewall Grant #2														
F59	Stonewall Grant #1														
F91	DWI Educational														
F73	Airport Master														
F14	Internal Inventory														
TOTALS ALL INACTIVE FUNDS		0.00	0.00	0.00	0.00	0.00	0.00	0.00	0.00	2,633.35	32,511.42	34,054.39	32,109.68	31,169.92	30,624.16

TOTALS ALL FUNDS		20,397,756.05	19,885,032.41	17,394,230.12	15,336,745.28	18,465,593.52	25,364,535.29	9,249,879.69	10,060,270.39	11,399,746.66	12,236,761.52	11,640,041.66	10,474,379.94	8,299,421.01	6,600,165.99
		FY2018	FY2017	FY2016	FY2015	FY2014	FY2013	FY2012	FY2011	FY2010	FY2009	FY2008	FY2007	FY2006	FY2005
		As Of Fiscal Year Ending Date													
		As of 11.30.2017													

GILLESPIE COUNTY, TEXAS
STATEMENT OF
Maintenance & Operating Accounts

	FY2018 as of 11.30.2017	FY2017	FY2016	FY2015	FY2014	FY2013	FY2012	FY2011	FY2010	FY2009	FY2008	FY2007	FY2006	FY2005	FY2004
	As Of Fiscal Year Ending Date														
GENERAL and ROAD & BRIDGE Maintenance & Operating	Revenues Inclusive Interfund Allocations														
General M&O															
F10 General Fund	2,302,930.19	17,407,529.76	15,277,118.38	14,328,862.53	12,755,375.08	12,660,309.58	10,657,906.95	10,270,640.00	10,012,774.28	10,028,550.21	9,924,012.18	9,490,558.36	8,835,351.86	7,552,137.53	6,694,818.95
General Fund Over/(Under) Prior Period	(15,104,599.57)	2,130,411.38	948,255.85	1,573,487.45	95,065.50	2,002,402.63	387,266.95	257,865.72	(15,775.93)	104,538.03	433,453.82	655,206.50	1,283,214.33	857,318.58	
General Fund Cumulative Change for Periods Shown	(5,249,207.34)	10,712,710.81	8,582,299.43	7,634,043.58	6,060,556.13	5,965,490.63	3,963,088.00	3,575,821.05	3,317,955.33	3,333,731.26	3,229,193.23	2,795,739.41	2,140,532.91	857,318.58	
Road & Bridge M&O															
F15 County Wide	644,834.98	3,410,602.12	2,689,183.71	2,505,423.71	2,340,392.13	2,406,186.26	2,332,689.79	2,238,480.99	2,655,743.60	2,455,013.90	2,407,977.22	1,729,457.34	1,503,999.95	1,460,739.18	1,603,469.90
F16 Precinct No 1	117,791.39	736,562.93	672,953.29	553,250.36	562,311.15	535,823.96	495,287.80	435,659.70	744,672.18	777,666.49	466,454.42	389,503.85	464,726.41	353,441.58	363,007.70
F17 Precinct No 2	192,855.07	646,573.28	559,516.98	501,916.42	470,090.32	458,483.76	393,971.07	360,599.55	696,129.62	488,100.77	437,920.95	414,722.93	340,778.11	382,243.78	249,193.16
F18 Precinct No 3	117,171.50	657,870.65	573,953.02	835,249.40	653,606.04	774,237.93	893,200.46	815,249.25	827,083.23	773,976.99	580,570.58	415,908.20	451,128.21	381,907.46	446,687.99
F19 Precinct No 4	<u>114,255.06</u>	<u>571,413.50</u>	<u>586,899.98</u>	<u>518,659.61</u>	<u>444,169.11</u>	<u>503,497.57</u>	<u>395,510.13</u>	<u>490,546.26</u>	<u>554,193.35</u>	<u>558,733.58</u>	<u>486,036.38</u>	<u>388,009.34</u>	<u>303,825.62</u>	<u>350,971.44</u>	<u>248,722.06</u>
Sub-Total R&B	1,186,908.00	6,023,022.48	5,082,506.98	4,914,499.50	4,470,568.75	4,678,229.48	4,510,659.25	4,340,535.75	5,477,821.98	5,053,491.73	4,378,959.55	3,337,601.66	3,064,458.50	2,929,303.44	3,111,080.81
Road & Bridge Over/(Under) Prior Period	(4,836,114.48)	940,515.50	168,007.48	443,930.75	(207,660.73)	167,570.23	170,123.50	(1,137,286.23)	424,330.25	674,532.18	1,041,357.89	273,143.16	135,155.06	(181,777.37)	
Road & Bridge Cumulative Change for Periods Shown	(1,742,395.44)	2,911,941.67	1,971,426.17	1,803,418.69	1,359,487.94	1,567,148.67	1,399,578.44	1,229,454.94	2,366,741.17	1,942,410.92	1,267,878.74	226,520.85	(46,622.31)	(181,777.37)	
Overall Totals															
General / Road & Bridge M&O	3,489,838.19	23,430,552.24	20,359,625.36	19,243,362.03	17,225,943.83	17,338,539.06	15,168,566.20	14,611,175.75	15,490,596.26	15,082,041.94	14,302,971.73	12,828,160.02	11,899,810.36	10,481,440.97	9,805,899.76
Overall Over/(Under) Prior Period	(19,940,714.05)	3,070,926.88	1,116,263.33	2,017,418.20	(112,595.23)	2,169,972.86	557,390.45	(879,420.51)	408,554.32	779,070.21	1,474,811.71	928,349.66	1,418,369.39	675,541.21	
Overall Cumulative Change for Periods Shown	(6,991,602.78)	13,624,652.48	10,553,725.60	9,437,462.27	7,420,044.07	7,532,639.30	5,362,666.44	4,805,275.99	5,684,696.50	5,276,142.18	4,497,071.97	3,022,260.25	2,093,910.60	675,541.21	

GILLESPIE COUNTY, TEXAS
STATEMENT OF
Maintenance & Operating Accounts

	FY2018 as of 11.30.2017	FY2017	FY2016	FY2015	FY2014	FY2013	FY2012	FY2011	FY2010	FY2009	FY2008	FY2007	FY2006	FY2005	FY2004
	As Of Fiscal Year Ending Date														
GENERAL and ROAD & BRIDGE Maintenance & Operating	Expenditures Inclusive Interfund Allocations and Adjustments														
General M&O															
F10 General Fund	2,632,777.63	14,818,687.80	13,368,397.00	13,330,681.60	11,257,551.22	11,112,752.15	11,375,074.01	11,229,203.92	11,216,896.27	9,623,582.79	8,938,209.20	8,010,116.74	7,208,872.17	7,187,414.03	6,314,580.06
General Fund Over/(Under) Prior Period	(12,185,910.17)	1,450,290.80	37,715.40	2,073,130.38	144,799.07	(262,321.86)	145,870.09	12,307.65	1,593,313.48	685,373.59	928,092.46	801,244.57	21,458.14	872,833.97	
General Fund Cumulative Change for Periods Shown	(4,554,636.40)	8,504,107.74	7,053,816.94	7,016,101.54	4,942,971.16	4,798,172.09	5,060,493.95	4,914,623.86	4,902,316.21	3,309,002.73	2,523,629.14	1,695,536.68	894,292.11	872,833.97	
Road & Bridge M&O															
F15 County Wide	27,338.19	2,875,645.66	2,682,654.32	2,542,201.07	2,247,183.46	2,389,782.54	2,311,616.01	2,221,870.78	2,840,065.86	2,629,455.11	2,084,025.99	1,678,201.23	1,614,751.82	1,644,613.21	1,436,802.68
F16 Precinct No 1	114,696.34	739,146.37	641,823.45	526,670.03	561,604.30	539,715.25	564,375.15	541,345.70	634,914.90	627,052.73	594,982.30	315,556.86	397,515.00	365,672.92	340,012.45
F17 Precinct No 2	83,328.82	646,883.66	520,338.78	484,911.14	482,431.40	454,224.64	425,205.70	507,911.10	484,448.40	500,662.33	414,075.66	329,642.17	355,107.73	325,596.47	313,286.90
F18 Precinct No 3	77,630.70	649,330.90	543,819.84	710,160.92	776,109.44	763,659.68	940,485.03	869,425.61	659,661.93	678,577.71	748,114.64	285,693.00	409,355.72	362,931.51	504,242.39
F19 Precinct No 4	<u>45,639.31</u>	<u>565,702.24</u>	<u>557,084.79</u>	<u>478,612.31</u>	<u>511,709.75</u>	<u>449,499.26</u>	<u>449,472.93</u>	<u>528,338.43</u>	<u>517,393.81</u>	<u>466,386.81</u>	<u>575,358.35</u>	<u>237,952.01</u>	<u>246,478.54</u>	<u>297,748.19</u>	<u>298,140.85</u>
Sub-Total R&B	348,633.36	5,476,708.83	4,945,721.18	4,742,555.47	4,579,038.35	4,596,881.37	4,691,154.82	4,668,891.62	5,136,484.90	4,902,134.69	4,416,556.94	2,847,085.27	3,023,208.81	2,996,562.30	2,892,485.27
Road & Bridge Over/(Under) Prior Period	(5,128,075.47)	530,987.65	203,165.71	163,517.12	(17,843.02)	(94,273.45)	22,263.20	(467,593.28)	234,350.21	485,577.75	1,569,471.67	(176,123.54)	26,646.51	104,077.03	
Road & Bridge Cumulative Change for Periods Shown	(2,647,928.94)	2,584,223.56	2,053,235.91	1,850,070.20	1,686,553.08	1,704,396.10	1,798,669.55	1,776,406.35	2,243,999.63	2,009,649.42	1,524,071.67	(45,400.00)	130,723.54	104,077.03	
Overall Totals General / Road & Bridge M&O	2,981,410.99	20,295,396.63	18,314,118.18	18,073,237.07	15,836,589.57	15,709,633.52	16,066,228.83	15,898,095.54	16,353,381.17	14,525,717.48	13,354,766.14	10,857,202.01	10,232,080.98	10,183,976.33	9,207,065.33
Overall Over/(Under) Prior Period	(17,313,985.64)	1,981,278.45	240,881.11	2,236,647.50	126,956.05	(356,595.31)	168,133.29	(455,285.63)	1,827,663.69	1,170,951.34	2,497,564.13	625,121.03	48,104.65	976,911.00	
Overall Cumulative Change for Periods Shown	(7,202,565.34)	11,088,331.30	9,107,052.85	8,866,171.74	6,629,524.24	6,502,568.19	6,859,163.50	6,691,030.21	7,146,315.84	5,318,652.15	4,147,700.81	1,650,136.68	1,025,015.65	976,911.00	

Includes FY2014 year end adjustment
of \$75,248.14 from F11 Grants, Law
Enforcement

GILLESPIE COUNTY, TEXAS
STATEMENT OF
Maintenance & Operating Accounts

	FY2018 as of 11.30.2017	FY2017	FY2016	FY2015	FY2014	FY2013	FY2012	FY2011	FY2010	FY2009	FY2008	FY2007	FY2006	FY2005	FY2004
	As Of Fiscal Year Ending Date														
GENERAL and ROAD & BRIDGE Maintenance & Operating	Net Change for Periods Shown Revenues Less Expenditures Inclusive Interfund Allocations and Adjustments														
General M&O															
F10 General Fund	(329,847.44)	2,588,841.96	1,908,721.38	998,180.93	1,497,823.86	1,547,557.43	(717,167.06)	(958,563.92)	(1,204,121.99)	404,967.42	985,802.98	1,480,441.62	1,626,479.69	364,723.50	380,238.89
General Fund Over/(Under) Prior Period	(2,918,689.40)	680,120.58	910,540.45	(499,642.93)	(49,733.57)	2,264,724.49	241,396.86	245,558.07	(1,609,089.41)	(580,835.56)	(494,638.64)	(146,038.07)	1,261,756.19	(15,515.39)	
General Fund Cumulative Change for Periods Shown	(694,570.94)	2,208,603.07	1,528,482.49	617,942.04	1,117,584.97	1,167,318.54	(1,097,405.95)	(1,338,802.81)	(1,584,360.88)	24,728.53	605,564.09	1,100,202.73	1,246,240.80	(15,515.39)	
Road & Bridge M&O															
F15 County Wide	617,496.79	534,956.46	6,529.39	(36,777.36)	93,208.67	16,403.72	21,073.78	16,610.21	(184,322.26)	(174,441.21)	323,951.23	51,256.11	(110,751.87)	(183,874.03)	366,667.22
F16 Precinct No 1	3,095.05	(2,583.44)	31,129.84	26,580.33	706.85	(3,891.29)	(69,087.35)	(105,686.00)	109,757.28	150,613.76	(128,527.88)	73,946.99	67,211.41	(12,231.34)	22,995.25
F17 Precinct No 2	109,526.25	(310.38)	39,178.20	17,005.28	(12,341.08)	4,259.12	(31,234.63)	(147,311.55)	211,681.22	(12,561.56)	23,845.29	85,080.76	(14,329.62)	56,647.31	(64,093.74)
F18 Precinct No 3	39,540.80	8,539.75	30,133.18	125,088.48	(122,503.40)	10,578.25	(47,284.57)	(54,176.36)	167,421.30	95,399.28	(167,544.06)	130,215.20	41,772.49	18,975.95	(57,554.40)
F19 Precinct No 4	<u>68,615.75</u>	<u>5,711.26</u>	<u>29,815.19</u>	<u>40,047.30</u>	<u>(67,540.64)</u>	<u>53,998.31</u>	<u>(53,962.80)</u>	<u>(37,792.17)</u>	<u>36,799.54</u>	<u>92,346.77</u>	<u>(89,321.97)</u>	<u>150,017.33</u>	<u>57,347.28</u>	<u>53,223.25</u>	<u>(49,418.79)</u>
Sub-Total R&B	838,274.64	546,313.65	136,785.80	171,944.03	(108,469.60)	81,348.11	(180,495.57)	(328,355.87)	341,337.08	151,357.04	(37,597.39)	490,516.39	41,249.69	(67,258.86)	218,595.54
Road & Bridge Over/(Under) Prior Period	291,960.99	409,527.85	(35,158.23)	280,413.63	(189,817.71)	261,843.68	147,860.30	(669,692.95)	189,980.04	188,954.43	(528,113.78)	449,266.70	108,508.55	(285,854.40)	
Road & Bridge Cumulative Change for Periods Shown	905,533.50	327,718.11	(81,809.74)	(46,651.51)	(327,065.14)	(137,247.43)	(399,091.11)	(546,951.41)	122,741.54	(67,238.50)	(256,192.93)	271,920.85	(177,345.85)	(285,854.40)	
Overall Totals General / Road & Bridge M&O	508,427.20	3,135,155.61	2,045,507.18	1,170,124.96	1,389,354.26	1,628,905.54	(897,662.63)	(1,286,919.79)	(862,784.91)	556,324.46	948,205.59	1,970,958.01	1,667,729.38	297,464.64	598,834.43
Overall Over/(Under) Prior Period	(2,626,728.41)	1,089,648.43	875,382.22	(219,229.30)	(239,551.28)	2,526,568.17	389,257.16	(424,134.88)	(1,419,109.37)	(391,881.13)	(1,022,752.42)	303,228.63	1,370,264.74	(301,369.79)	
Overall Cumulative Change for Periods Shown	210,962.56	2,536,321.18	1,446,672.75	571,290.53	790,519.83	1,030,071.11	(1,496,497.06)	(1,885,754.22)	(1,461,619.34)	(42,509.97)	349,371.16	1,372,123.58	1,068,894.95	(301,369.79)	

GILLESPIE COUNTY, TEXAS
STATEMENT OF
Maintenance & Operating Accounts

	FY2018 as of 11.30.2017	FY2017	FY2016	FY2015	FY2014	FY2013	FY2012	FY2011	FY2010	FY2009	FY2008	FY2007	FY2006	FY2005	FY2004
	As Of Fiscal Year Ending Date														
GENERAL and ROAD & BRIDGE Maintenance & Operating	Cash Balances														
General M&O															
F10 General Fund	14,593,688.56	14,923,536.00	12,334,694.04	10,425,972.66	9,427,791.73	7,929,967.87	6,382,410.44	7,099,577.50	8,058,141.42	9,262,263.41	8,857,295.99	7,871,493.01	6,391,051.39	4,764,571.70	4,399,848.20
General Fund Over/(Under) Prior Period	(329,847.44)	2,588,841.96	1,908,721.38	998,180.93	1,497,823.86	1,547,557.43	(717,167.06)	(958,563.92)	(1,204,121.99)	404,967.42	985,802.98	1,480,441.62	1,626,479.69	364,723.50	
General Fund Cumulative Change for Periods Shown	9,829,116.86	10,523,687.80	7,934,845.84	6,026,124.46	5,027,943.53	3,530,119.67	1,982,562.24	2,699,729.30	3,658,293.22	4,862,415.21	4,457,447.79	3,471,644.61	1,991,203.19	364,723.50	
Road & Bridge M&O															
F15 County Wide	1,500,825.29	883,328.50	348,372.04	341,842.65	378,620.01	285,411.34	269,007.62	247,933.84	231,323.63	415,645.89	590,087.10	266,135.87	214,879.76	325,631.63	509,505.66
F16 Precinct No 1	300,214.00	297,118.95	299,702.39	268,572.55	241,992.22	241,285.37	245,176.66	314,264.01	419,950.01	310,192.73	159,578.97	288,106.65	214,159.66	146,948.45	159,179.79
F17 Precinct No 2	416,108.04	306,581.79	306,892.17	267,713.97	250,708.69	263,049.77	258,790.65	290,025.28	437,336.83	225,655.61	238,217.17	214,371.88	129,291.12	143,620.74	86,973.43
F18 Precinct No 3	346,890.63	307,349.83	298,810.08	268,676.90	143,588.42	266,091.82	255,513.57	302,798.14	356,974.50	189,553.20	94,153.92	261,697.98	131,482.78	89,710.29	70,734.34
F19 Precinct No 4	<u>373,158.14</u>	<u>304,542.39</u>	<u>298,831.13</u>	<u>269,015.94</u>	<u>228,968.64</u>	<u>296,509.28</u>	<u>242,510.97</u>	<u>296,473.77</u>	<u>334,265.94</u>	<u>297,466.40</u>	<u>205,119.63</u>	<u>294,441.60</u>	<u>144,424.27</u>	<u>87,076.99</u>	<u>33,853.74</u>
Sub-Total R&B	2,937,196.10	2,098,921.46	1,552,607.81	1,415,822.01	1,243,877.98	1,352,347.58	1,270,999.47	1,451,495.04	1,779,850.91	1,438,513.83	1,287,156.79	1,324,754.18	834,237.79	792,988.10	860,246.96
Road & Bridge Over/(Under) Prior Period	838,274.64	546,313.65	136,785.80	171,944.03	(108,469.60)	81,348.11	(180,495.57)	(328,355.87)	341,337.08	151,357.04	(37,597.39)	490,516.39	41,249.69	(67,258.86)	
Road & Bridge Cumulative Change for Periods Shown	2,144,208.00	1,238,674.50	692,360.85	555,575.05	383,631.02	492,100.62	410,752.51	591,248.08	919,603.95	578,266.87	426,909.83	464,507.22	(26,009.17)	(67,258.86)	
Overall Totals General / Road & Bridge M&O	17,530,884.66	17,022,457.46	13,887,301.85	11,841,794.67	10,671,669.71	9,282,315.45	7,653,409.91	8,551,072.54	9,837,992.33	10,700,777.24	10,144,452.78	9,196,247.19	7,225,289.18	5,557,559.80	5,260,095.16
Overall Over/(Under) Prior Period	508,427.20	3,135,155.61	2,045,507.18	1,170,124.96	1,389,354.26	1,628,905.54	(897,662.63)	(1,286,919.79)	(862,784.91)	566,324.46	948,205.59	1,970,958.01	1,667,729.38	297,464.64	
Overall Cumulative Change for Periods Shown	11,973,324.86	11,762,362.30	8,627,206.69	6,581,699.51	5,411,574.55	4,022,220.29	2,393,314.75	3,290,977.38	4,577,897.17	5,440,682.08	4,884,357.62	3,936,152.03	1,965,194.02	297,464.64	

**GILLESPIE COUNTY, TEXAS
STATEMENT OF
Fund Cash/Investment Balances of County Funds
Managed by County Treasurer**

Reporting Period for Maintenance & Operating, COB/GOB Operating & I&S, Special Revenue, Special Revenue..Grants, Trust and Agency	FY2018	FY2017	FY2016	FY2015	FY2014	FY2013	FY2012	FY2011	FY2010	FY2009	FY2008	FY2007	FY2006	FY2005	FY2004	FY2003
October	18,704,017.27	16,272,543.01	14,616,600.12	17,978,164.94	25,230,555.83	8,816,582.93	9,537,268.92	10,782,786.00	11,614,108.61	10,952,885.50	9,958,440.67	7,952,494.30	6,412,175.43	5,710,864.59	5,339,657.00	5,562,776.43
November	20,397,756.05	16,757,237.98	14,967,969.47	17,265,750.38	24,953,535.22	8,890,316.88	9,228,798.73	10,570,060.92	11,537,538.96	10,498,889.31	10,152,409.10	8,025,261.13	6,492,254.19	5,815,771.82	5,220,602.83	5,513,508.58
December		18,910,143.59	17,966,511.65	18,099,680.09	26,637,026.05	11,373,696.92	10,169,466.12	11,532,479.69	12,910,952.83	11,682,933.59	10,684,794.29	8,972,555.93	7,597,535.16	6,569,101.79	5,773,095.57	6,725,293.46
January		23,410,597.59	21,039,628.80	21,177,485.65	28,516,107.73	13,685,971.08	13,393,446.13	14,318,444.26	15,498,047.87	14,366,261.90	13,481,253.20	11,165,036.24	9,488,659.54	8,523,475.25	7,456,134.19	7,390,382.57
February		25,511,306.05	22,828,117.19	22,683,610.22	29,162,422.51	14,892,438.88	14,337,413.69	15,203,602.68	15,956,038.21	15,735,998.80	14,555,820.37	12,335,852.17	10,433,012.87	9,341,225.17	8,739,837.04	8,067,857.08
March		24,727,851.29	22,133,022.22	21,915,869.23	28,011,622.33	14,353,262.89	13,961,224.66	14,605,425.43	15,787,975.99	15,568,191.69	14,421,603.69	12,279,235.33	10,316,847.09	9,342,261.49	8,166,505.99	7,877,519.02
April		24,068,056.00	21,311,930.04	19,863,672.60	26,965,965.28	14,036,410.76	13,204,240.38	14,182,107.24	14,911,731.87	15,332,630.30	14,171,385.04	12,168,084.51	10,225,221.29	9,153,636.99	7,706,537.20	7,632,850.74
May		23,610,457.32	20,969,598.11	19,534,757.94	25,202,625.86	13,381,534.31	12,853,474.81	13,180,018.23	14,443,624.89	14,826,308.29	13,675,832.00	11,856,634.81	10,019,168.98	9,181,379.67	7,645,857.66	7,396,585.22
June		22,729,570.69	20,190,779.78	18,530,454.23	23,610,769.72	27,806,922.21	11,927,636.15	12,450,284.14	13,583,948.59	14,202,648.08	13,175,542.95	11,508,032.29	9,433,093.74	8,832,285.06	7,186,622.71	7,107,557.40
July		22,152,987.55	19,259,464.27	17,462,407.18	21,673,344.14	26,973,808.70	11,234,719.43	11,652,419.87	13,105,834.49	13,620,954.46	12,336,729.42	11,412,064.22	9,030,022.51	8,376,255.12	6,807,050.38	6,620,898.14
August		21,125,668.08	18,177,957.02	16,349,354.15	19,928,413.83	25,790,313.41	10,192,089.49	11,033,361.48	12,483,092.82	12,578,256.55	11,932,892.72	10,883,175.64	8,667,571.59	7,898,769.17	6,509,004.74	5,964,701.17
September		19,885,032.41	17,394,230.12	15,336,745.28	18,465,597.00	25,364,538.77	9,249,883.17	10,060,273.87	11,399,750.14	12,236,834.57	11,640,132.20	10,474,427.70	8,299,421.01	6,600,165.99	5,886,940.47	5,731,396.90
FY Monthly Average	19,550,886.66	21,596,787.63	19,237,984.07	18,849,829.32	24,863,165.46	17,113,816.48	11,607,473.47	12,464,271.98	13,602,720.44	13,466,899.42	12,515,569.64	10,752,737.86	8,867,915.28	7,945,432.68	6,869,820.48	6,799,277.23
Current Reported Month and Fiscal Year To Date																
Over / (Under)																
Same Month Prior Year	3,640,518.07															
Prior Fiscal Year End	512,723.64	2,490,802.29	2,057,484.84	(3,128,851.72)	(6,898,941.77)	16,114,655.60	(810,390.70)	(1,339,476.27)	(837,084.43)	596,702.37	1,165,704.50	2,175,006.69	1,699,255.02	713,225.52	155,543.57	76,650.28

GOB Series 2013, Jail Construction Project, bond funding accounted for sudden increase in balance

GILLESPIE COUNTY, TEXAS
STATEMENT OF
Fund Cash/Investment Balances of County Funds
Managed by County Treasurer

FY2002	FY2001	FY2000	FY1999	FY1998	FY1997	FY1996	FY1995	FY1994	FY1993	FY1992	FY1991	F1990	FY1989	FY1988	FY1987	FY1986	FY1985	Monthly Average All Years	Reporting Period for Maintenance & Operating, COB/GOB Operating & I&S, Special Revenue, Special Revenue..Grants, Trust and Agency
<div style="border: 1px solid black; padding: 5px; width: fit-content;"> COB Series 2001 bond net initial revenues \$2,467,509.10 </div>																			
5,033,726.92	4,347,101.24	4,138,349.94	2,869,048.51	2,322,043.99	1,853,442.32	1,554,442.37	1,968,633.68	1,677,992.97	1,738,021.70	1,766,907.01	1,656,979.55	1,479,994.82	1,489,873.32	773,740.58	785,053.51	551,992.07	792,093.37	6,536,511.16	October
4,915,333.89	4,073,098.62	3,944,234.24	2,806,697.13	2,267,658.80	1,738,403.49	1,588,939.20	2,054,228.71	1,872,272.98	1,664,926.42	1,867,311.17	1,738,597.34	1,603,024.84	1,422,802.33	793,137.76	666,242.80	494,761.58	623,030.66	6,542,422.46	November
5,464,922.96	4,553,826.12	4,285,123.56	3,467,225.42	2,370,460.19	2,015,412.36	1,553,702.23	2,102,455.14	2,004,156.61	1,927,643.72	2,009,086.57	2,071,100.64	1,749,440.24	1,522,220.64	794,004.97	638,401.65	515,396.75	592,516.53	6,825,526.15	December
6,921,671.85	5,917,064.54	5,211,901.34	4,747,606.42	3,294,281.32	2,843,260.54	2,472,762.49	2,546,555.58	2,422,956.29	2,234,617.11	2,447,087.69	2,241,349.45	2,187,618.39	1,886,694.05	1,176,726.03	895,393.31	987,264.23	911,641.21	8,310,829.81	January
7,169,069.03	6,421,291.43	5,911,367.71	5,322,878.29	3,993,869.93	3,407,005.87	2,960,651.56	2,960,114.57	2,786,604.82	2,577,390.38	2,873,613.36	2,643,751.97	2,515,707.05	2,279,290.31	1,697,770.08	1,530,430.47	1,707,926.04	1,288,936.99	9,085,824.93	February
6,846,516.10	6,255,513.63	5,804,576.79	5,276,473.40	3,867,713.74	3,383,796.71	2,916,434.18	2,701,020.25	2,817,055.25	2,446,335.40	2,811,958.62	2,589,532.80	2,424,636.02	2,300,423.71	1,879,466.93	1,572,385.72	1,654,964.77	1,261,996.19	8,856,946.02	March
6,879,522.09	6,165,584.41	5,611,303.40	5,147,026.03	3,856,248.10	3,370,510.51	2,844,956.24	2,603,667.16	2,814,731.50	2,446,965.20	2,846,044.26	2,647,946.48	2,446,382.46	2,354,485.13	1,884,438.19	1,647,314.57	1,771,308.72	1,360,124.93	8,594,939.99	April
6,758,604.54	5,872,305.69	5,597,496.54	5,145,729.29	3,729,564.69	3,275,787.89	2,651,158.09	2,420,785.62	2,795,038.54	2,614,500.86	2,664,830.17	2,595,986.23	2,402,307.66	2,282,817.61	1,897,795.66	1,472,593.18	1,691,409.95	1,210,356.42	8,328,997.78	May
6,426,986.33	5,398,788.82	5,229,130.33	4,896,201.25	3,531,314.01	2,987,283.92	2,535,222.99	2,084,641.35	2,586,555.11	2,371,095.71	2,474,786.80	2,436,392.72	2,319,796.07	2,217,931.41	1,815,598.58	1,439,656.15	1,651,635.17	1,129,347.73	8,357,833.70	June
6,217,837.20	4,751,943.98	5,019,100.05	4,695,468.93	3,445,413.11	2,962,321.73	2,375,375.37	2,030,459.33	2,324,665.35	2,086,490.66	2,166,748.69	2,373,369.73	2,247,875.53	2,067,556.08	1,770,363.23	1,314,952.63	1,548,746.47	998,709.28	7,942,919.92	July
5,922,921.90	4,309,221.50	4,875,181.07	4,508,722.39	3,369,985.56	2,786,747.61	2,218,481.28	1,819,617.83	2,263,605.13	2,029,973.96	2,078,961.54	2,158,156.49	1,995,691.66	1,950,450.56	1,733,930.99	1,181,205.11	1,466,150.68	824,648.71	7,485,099.27	August
5,654,746.62	4,084,176.41	4,575,232.89	4,394,094.37	3,208,449.92	2,590,681.06	2,098,133.77	1,584,937.70	2,069,733.13	1,872,419.95	1,917,213.24	2,014,947.50	1,766,243.49	1,643,269.78	1,541,576.26	770,951.77	839,823.87	671,522.07	7,009,803.74	September
6,184,321.62	5,179,159.70	5,016,916.49	4,439,764.29	3,273,083.61	2,767,887.83	2,314,188.31	2,239,759.74	2,369,613.97	2,167,531.76	2,327,045.76	2,264,009.24	2,094,893.19	1,951,484.58	1,479,879.11	1,159,548.41	1,240,115.03	972,077.01		
1,570,570.21	(491,056.48)	181,138.52	1,185,644.45	617,768.86	492,547.29	513,196.07	(484,795.43)	197,313.18	(44,793.29)	(97,734.26)	248,704.01	122,973.71	101,693.52	770,624.49	(68,872.10)	168,301.80			

NOTE: Rollback Election held April 05, 1986 ... rollback passed

Gillespie County, Texas
Hotel Occupancy Tax ... Quarterly Recaps
As of Period Ending November 30, 2017

	Collection/Remittance Period	Collections		Disbursements		Cash Balance
		HOT & P&I Interest Earnings	Convention & Visitors Bureau	Organizations etc		
FY2018	3rd Quarter 2018					
	2nd Quarter 2018					
	1st Quarter 2018					608,023.14
	4th Quarter 2017		107,631.36	183,563.00	(1,470.61)	608,023.14
FY2017	3rd Quarter 2017		151,155.95			682,484.17
	Sub-Total	76,694.92	258,787.31	183,563.00	(1,470.61)	
	2nd Quarter 2017		130,827.26	166,071.00	131,648.00	531,328.22
	1st Quarter 2017		143,907.88		(755.93)	698,219.96
FY2016	4th Quarter 2016		111,214.19	166,071.00		553,556.15
	3rd Quarter 2016		142,319.44			608,412.96
	Sub-Total	65,234.70	528,268.77	332,142.00	130,892.07	
	2nd Quarter 2016		124,466.03	150,829.00	120,000.00	466,093.52
FY2015	1st Quarter 2016		128,625.32			612,456.49
	4th Quarter 2015		96,483.07	150,829.00		483,831.17
	3rd Quarter 2015		115,558.26		(881.94)	538,177.10
	Sub-Total	44,356.62	465,132.68	301,658.00	119,118.06	
FY2014	2nd Quarter 2015		120,944.22	127,742.50	118,000.00	421,736.90
	1st Quarter 2015		122,937.00			546,535.18
	4th Quarter 2014		104,239.90	127,742.50		423,598.18
	3rd Quarter 2014		120,711.31			447,100.78
FY2013	Sub-Total	95,347.43	468,832.43	255,485.00	118,000.00	
	2nd Quarter 2014		95,362.58	111,163.00	120,000.00	326,389.47
	1st Quarter 2014		92,050.01			462,189.89
	4th Quarter 2013		90,687.97	111,163.00		370,139.88
FY2012	3rd Quarter 2013		82,776.94			390,614.91
	Sub-Total	18,551.50	360,877.50	222,326.00	120,000.00	
	2nd Quarter 2013		82,927.36	96,357.50	80,000.00	307,837.97
	1st Quarter 2013		102,188.41			401,268.11
FY2011	4th Quarter 2012		56,763.25	96,357.50		299,079.70
	3rd Quarter 2012		69,377.43			338,673.95
	Sub-Total	38,541.45	311,256.45	192,715.00	80,000.00	
	2nd Quarter 2012		76,505.61	84,193.50	11,000.00	269,296.52
FY2010	1st Quarter 2012		67,043.98		69,000.00	287,984.41
	4th Quarter 2011		63,485.70	84,193.50		289,940.43
	3rd Quarter 2011		62,766.18			310,648.23
	Sub-Total	21,414.47	269,801.47	168,387.00	80,000.00	
	2nd Quarter 2011		60,050.07	80,530.57		247,882.05
	1st Quarter 2011		61,473.10		80,000.00	268,362.55
	4th Quarter 2010		47,182.38	80,530.57		286,889.45
	3rd Quarter 2010		67,036.85			320,237.64
	Sub-Total	(5,318.74)	235,742.40	161,061.14	80,000.00	

Gillespie County, Texas
Hotel Occupancy Tax ... Quarterly Recaps
As of Period Ending November 30, 2017

	Collection/Remittance Period	Collections		Disbursements		Cash Balance
		HOT & P&I Interest Earnings	Convention & Visitors Bureau	Organizations etc		
FY2010	2nd Quarter 2010		47,363.32	82,089.00	61,500.00	253,200.79
	1st Quarter 2010		67,910.43			349,426.47
	4th Quarter 2009		46,539.68	82,089.00		281,516.04
	3rd Quarter 2009		63,672.15			317,065.36
	Sub-Total	(192.42)	225,485.58	164,178.00	61,500.00	
FY2009	2nd Quarter 2009		55,182.22			253,393.21
	1st Quarter 2009		68,196.40	80,854.20		198,210.99
	4th Quarter 2008		43,834.09	80,854.20		210,868.79
	3rd Quarter 2008		75,474.18		15,000.00	247,888.90
	Sub-Total	65,978.49	242,686.89	161,708.40	15,000.00	
FY2008	2nd Quarter 2008		52,205.02	100,000.00		187,414.72
	1st Quarter 2008		62,603.17			235,209.70
	4th Quarter 2007		53,485.43			172,606.53
	3rd Quarter 2007		61,352.43			119,121.10
	Sub-Total	129,646.05	229,646.05	100,000.00	0.00	
FY2007	2nd Quarter 2007		57,271.57			57,768.67
	1st Quarter 2007		497.10	0.00	0.00	497.10
	Sub-Total	57,768.67	57,768.67	0.00	0.00	
	Sub-Total			2,243,223.54	803,039.52	
Totals All Years		Revenues	3,654,286.20			
		Expenditures		3,046,263.06	Net Cash Effect	608,023.14

GILLESPIE COUNTY, TEXAS

GOB Series 2010 Refunding Bonds ... December.2010
 Post COB Series 2001 ... September.2001

Bond Redemptions & Interest Payment Schedule
 February.2011 through February.2021

	Year 1	Year 2	Year 3	Year 4	Year 5	Year 6	Year 7	Year 8	Year 9	Year 10	Year 11	
	2011	2012	2013	2014	2015	2016	2017	2018	2019	2020	2021	
Actual Balance At Year Start	1,839,134.46	1,779,647.50	1,603,672.50	1,429,447.50	1,247,370.00	1,067,992.50	891,727.50	714,050.00				Actual Balance At Year Start
February bonds interest	35,000.00 6,079.46	140,000.00 18,407.50	140,000.00 17,567.50	150,000.00 16,657.50	150,000.00 15,420.00	150,000.00 13,957.50	155,000.00 12,307.50					bonds interest February
August bonds interest	0.00 18,407.50	0.00 17,567.50	0.00 16,657.50	0.00 15,420.00	0.00 13,957.50	0.00 12,307.50	0.00 10,370.00					bonds interest August
Total Remitted To Date	59,486.96	235,461.96	409,686.96	591,764.46	771,141.96	947,406.96	1,125,084.46	1,125,084.46	1,125,084.46	1,125,084.46	1,125,084.46	Total Remitted To Date
Actual Balance To Date	1,779,647.50	1,603,672.50	1,429,447.50	1,247,370.00	1,067,992.50	891,727.50	714,050.00	714,050.00				Actual Balance To Date
Projected Pymnt Per Year	59,486.96	175,975.00	174,225.00	182,077.50	179,377.50	176,265.00	177,677.50	178,540.00	178,865.00	178,670.00	177,975.00	Projected Pymnt Per Year
Projected Balance At Year End	1,779,647.50	1,603,672.50	1,429,447.50	1,247,370.00	1,067,992.50	891,727.50	714,050.00	535,510.00	356,645.00	177,975.00	0.00	Projected Balance At Year End

\$1,988,356.26	COB Series 2001 Debt Service on Refunded Bonds	\$1,590,000.00	Principal	\$1,590,000.00	Series 2010 Sources of Funds..Proceeds of Bonds
\$1,839,134.46	GOB Series 2010 Refunded Bonds	\$249,134.46	interest	\$38,746.50	Cost of Issuance
\$149,221.80	Net savings	\$1,839,134.46	GOB Series 2010, Refunding Bonds	\$1,551,253.50	Deposit to Escrow

Original Certificates of Obligation Bonds Series 2001 payments started February 2002
 Series 2010 Refunding ... Interest and Bond Redemptions due February of each year starting February of 2011
 Series 2010 Refunding ... Interest only due August of each year starting August of 2011

GILLESPIE COUNTY, TEXAS

GOB Series 2013 ... Jail Project

**Bond Redemptions Interest Payment Schedule
February.2014 through February.2033**

Schedule Bond Redemption & Interest Payment		Initial Receipt of Bonds June.2013	Year 1 2014	Year 2 2015	Year 3 2016	Year 4 2017	Year 5 2018	Year 6 2019	Year 7 2020	Year 8 2021	Year 9 2022	Year 10 2023
Projected Balances At Year Start		20,429,713.00	20,429,713.00	19,408,475.00	18,387,525.00	17,367,275.00	16,347,925.00	15,324,725.00	14,300,875.00	13,279,650.00	12,256,300.00	11,234,800.00
February	bonds	0.00	395,000.00	530,000.00	540,000.00	550,000.00	565,000.00	580,000.00	595,000.00	620,000.00	645,000.00	670,000.00
	interest	0.00	378,113.00	248,125.00	242,825.00	237,425.00	231,925.00	226,275.00	217,575.00	208,650.00	194,700.00	181,800.00
August	bonds	0.00	0.00	0.00	0.00	0.00	0.00	0.00	0.00	0.00	0.00	0.00
	interest	0.00	248,125.00	242,825.00	237,425.00	231,925.00	226,275.00	217,575.00	208,650.00	194,700.00	181,800.00	168,400.00
Projected Total Remittance		0.00	1,021,238.00	2,042,188.00	3,062,438.00	4,081,788.00	5,104,988.00	6,128,838.00	7,150,063.00	8,173,413.00	9,194,913.00	10,215,113.00
Project Balances At Year End		20,429,713.00	19,408,475.00	18,387,525.00	17,367,275.00	16,347,925.00	15,324,725.00	14,300,875.00	13,279,650.00	12,256,300.00	11,234,800.00	10,214,600.00
Bonds Issued June.2014												
Principal and Interest payments due February of each year starting February of 2014												
Interest only payments due August of each year starting August of 2014												

Outstanding Tax Secured Debt		Initial Receipt of Bonds June.2013	Year 1 2014	Year 2 2015	Year 3 2016	Year 4 2017	Year 5 2018	Year 6 2019	Year 7 2020	Year 8 2021	Year 9 2022	Year 10 2023
Balances At Year Start		20,429,713.00	20,429,713.00	19,408,475.50	18,387,525.50	17,367,275.50	16,347,925.50					
February	bonds	0.00	395,000.00	530,000.00	540,000.00	550,000.00						
	interest	0.00	378,112.50	248,125.00	242,825.00	237,425.00						
August	bonds	0.00	0.00	0.00	0.00	0.00						
	interest	0.00	248,125.00	242,825.00	237,425.00	231,925.00						
Total Annual Remittances		0.00	1,021,237.50	1,020,950.00	1,020,250.00	1,019,350.00	0.00					
Total Remittances To Date		0.00	1,021,237.50	2,042,187.50	3,062,437.50	4,081,787.50	4,081,787.50					

GILLESPIE COUNTY, TEXAS

GOB Series 2013 ... Jail Project

**Bond Redemptions Interest Payment Schedule
February.2014 through February.2033**

Schedule Bond Redemption & Interest Payment		Year 11 2024	Year 12 2025	Year 13 2026	Year 14 2027	Year 15 2028	Year 16 2029	Year 17 2030	Year 18 2031	Year 19 2032	Year 20 2033
Projected Balances At Year Start		10,214,600.00	9,191,800.00	8,172,500.00	7,152,800.00	6,129,000.00	5,107,400.00	4,084,300.00	3,061,100.00	2,039,200.00	1,020,000.00
February	bonds	700,000.00	725,000.00	755,000.00	790,000.00	820,000.00	855,000.00	890,000.00	925,000.00	960,000.00	1,000,000.00
	interest	168,400.00	154,400.00	139,900.00	124,800.00	109,000.00	92,600.00	75,500.00	57,700.00	39,200.00	20,000.00
August	bonds	0.00	0.00	0.00	0.00	0.00	0.00	0.00	0.00	0.00	0.00
	interest	154,400.00	139,900.00	124,800.00	109,000.00	92,600.00	75,500.00	57,700.00	39,200.00	20,000.00	0.00
		1,022,800.00	1,019,300.00	1,019,700.00	1,023,800.00	1,021,600.00	1,023,100.00	1,023,200.00	1,021,900.00	1,019,200.00	1,020,000.00
Projected Total Remittance		11,237,913.00	12,257,213.00	13,276,913.00	14,300,713.00	15,322,313.00	16,345,413.00	17,368,613.00	18,390,513.00	19,409,713.00	20,429,713.00
Project Balances At Year End		9,191,800.00	8,172,500.00	7,152,800.00	6,129,000.00	5,107,400.00	4,084,300.00	3,061,100.00	2,039,200.00	1,020,000.00	0.00
Bonds Issued June.2014											
Principal and Interest payments due February of each year starting February of 2014											
Interest only payments due August of each year starting August of 2014											

Outstanding Tax Secured Debt		Year 11 2024	Year 12 2025	Year 13 2026	Year 14 2027	Year 15 2028	Year 16 2029	Year 17 2030	Year 18 2031	Year 19 2032	Year 20 2033
Balances At Year Start											
February	bonds										
	interest										
August	bonds										
	interest										
Total Annual Remittances											
Total Remittances To Date											

GILLESPIE COUNTY, TEXAS
Capital Assets Lease/Purchase ... Contract 6451, September.2013
Road & Bridge Departments

PROJECTED Payments

PROJECTED Payments	FY2016			FY2017			FY2018			FY2019		
	Total Payment	Principal	Interest	Total Payment	Principal	Interest	Total Payment	Principal	Interest	Total Payment	Principal	Interest
Balance At Year Start	198,399.52			135,747.04			73,094.56			10,442.08		
October payment	5,221.04			5,221.04			5,221.04			5,221.04		
principal/interest		4,622.79	598.25		4,803.90	417.14		4,992.12	28.92		5,187.70	33.34
November payment	5,221.04			5,221.04			5,221.04			5,221.04		
principal/interest		4,637.62	583.42		4,819.31	401.73		5,008.13	212.91		5,204.37	16.67
December payment	5,221.04			5,221.04			5,221.04					
principal/interest		4,652.49	568.55		4,834.77	386.27		5,024.20	196.84			
January payment	5,221.04			5,221.04			5,221.04					
principal/interest		4,667.42	553.62		4,850.28	370.76		5,040.31	180.73			
February payment	5,221.04			5,221.04			5,221.04					
principal/interest		4,682.39	538.65		4,865.84	355.20		5,056.48	164.56			
March payment	5,221.04			5,221.04			5,221.04					
principal/interest		4,697.41	523.63		4,881.45	339.59		5,072.70	148.34			
April payment	5,221.04			5,221.04			5,221.04					
principal/interest		4,712.48	508.56		4,897.11	323.93		5,088.97	132.07			
May payment	5,221.04			5,221.04			5,221.04					
principal/interest		4,727.59	493.45		4,912.82	308.22		5,105.30	115.74			
June payment	5,221.04			5,221.04			5,221.04					
principal/interest		4,742.76	478.28		4,928.57	292.47		5,121.67	99.37			
July payment	5,221.04			5,221.04			5,221.04					
principal/interest		4,757.97	463.07		4,944.38	276.66		5,138.10	82.94			
August payment	5,221.04			5,221.04			5,221.04					
principal/interest		4,773.23	447.81		4,960.24	260.80		5,154.58	66.46			
September payment	5,221.04			5,221.04			5,221.04					
principal/interest		4,788.54	432.50		4,976.16	244.88		5,171.12	49.92			
Total Proposed Payments Per Year												
Total Payments	62,652.48			62,652.48			62,652.48			10,442.08		
Principal		56,462.69			58,674.83			60,973.68			10,392.07	
Interest			6,189.79			3,977.65			1,478.80			50.01
Projected Balance Year End												
		135,747.04			73,094.56			10,442.08			0.00	

GILLESPIE COUNTY, TEXAS
Capital Assets Lease/Purchase ... Contract 6451, September.2013
Road & Bridge Departments

ACTUAL Payments

ACTUAL Payments	FY2016			FY2017			FY2018			FY2019		
	Total Payment	Principal	Interest	Total Payment	Principal	Interest	Total Payment	Principal	Interest	Total Payment	Principal	Interest
Balance At Year Start	#####			135,758.04			67,884.52					
October	payment	5,221.04		5,221.04			5,221.04					
	principal/interest		4,637.62	583.42	4,803.90	417.14	5,008.13	212.91				
November	payment	5,220.04		5,221.04			5,221.04					
	principal/interest		4,652.49	567.55	4,819.31	401.73	5,024.20	196.84				
December	payment	5,221.04		5,221.04								
	principal/interest		4,667.42	553.62	4,819.31	401.73						
January	payment	5,221.04		10,442.08								
	principal/interest		4,682.39	538.65	9,716.12	725.96						
February	payment	5,221.04		5,221.04								
	principal/interest		4,697.41	523.63	4,881.45	339.59						
March	payment	5,221.04		5,221.04								
	principal/interest		4,712.48	508.56	4,897.10	323.94						
April	payment	5,221.04		5,221.04								
	principal/interest		4,727.59	493.45	4,912.82	308.22						
May	payment	5,221.04		5,221.04								
	principal/interest		4,742.76	478.28	4,928.57	292.47						
June	payment	5,221.04		5,221.04								
	principal/interest		4,757.97	463.07	4,944.38	276.66						
July	payment	5,221.04		5,221.04								
	principal/interest		4,773.23	447.81	4,960.25	260.79						
August	payment	5,221.04		5,221.04								
	principal/interest		4,788.54	432.50	4,976.16	244.88						
September	payment	0.00		5,221.04								
	principal/interest		0.00	0.00	4,992.12	228.92						
Total Payments as of Current Date												
	Total Payments	57,430.44		67,873.52			10,442.08					
	Principal		51,839.90		63,651.49		10,032.33					
	Interest			5,590.54		4,222.03		409.75				
Balance as of Current Period												
		135,758.04		67,884.52			57,442.44					

GILLESPIE COUNTY, TEXAS
Capital Assets Lease/Purchase ... Contract 7756, June.2017
Road & Bridge Departments

PROJECTED Payments

PROJECTED Payments	FY2017			FY2018			FY2019			FY2020			FY2021			FY2022		
	Total Payment	Principal	Interest	Total Payment	Principal	Interest	Total Payment	Principal	Interest	Total Payment	Principal	Interest	Total Payment	Principal	Interest	Total Payment	Principal	Interest
Balance At Year Start	665,051.40			631,798.83			498,788.55			365,778.27			232,767.99			99,757.71		
October	payment			11,084.19			11,084.19			11,084.19			11,084.19			11,084.19		
	principal/interest				9,273.41	1,810.78		9,628.26	1,455.93		9,996.69	1,087.50		10,379.21	704.98		10,776.38	307.81
November	payment			11,084.19			11,084.19			11,084.19			11,084.19			11,084.19		
	principal/interest				9,302.48	1,781.71		9,658.44	1,425.75		10,028.02	1,056.17		10,411.75	672.44		10,810.15	274.04
December	payment			11,084.19			11,084.19			11,084.19			11,084.19			11,084.19		
	principal/interest				9,331.63	1,752.56		9,688.71	1,395.48		10,059.45	1,024.74		10,444.38	639.81		10,844.03	240.16
January	payment			11,084.19			11,084.19			11,084.19			11,084.19			11,084.19		
	principal/interest				9,360.88	1,723.31		9,719.08	1,365.11		10,090.98	993.21		10,477.11	607.08		10,878.02	206.17
February	payment			11,084.19			11,084.19			11,084.19			11,084.19			11,084.19		
	principal/interest				9,390.22	1,693.97		9,749.54	1,334.65		10,122.61	961.58		10,509.95	574.24		10,912.11	172.08
March	payment			11,084.19			11,084.19			11,084.19			11,084.19			11,084.19		
	principal/interest				9,419.65	1,664.54		9,780.09	1,304.10		10,154.33	929.86		10,542.89	541.30		10,946.31	137.88
April	payment			11,084.19			11,084.19			11,084.19			11,084.19			11,084.19		
	principal/interest				9,449.17	1,635.02		9,810.75	1,273.44		10,186.16	898.03		10,575.93	508.26		10,980.62	103.57
May	payment			11,084.19			11,084.19			11,084.19			11,084.19			11,084.19		
	principal/interest				9,478.79	1,605.40		9,841.50	1,242.69		10,218.08	866.11		10,609.08	475.11		11,015.04	69.15
June	payment			11,084.19			11,084.19			11,084.19			11,084.19			11,084.19		
	principal/interest				9,508.50	1,575.69		9,872.34	1,211.85		10,250.11	834.08		10,642.33	441.86		11,049.42	34.77
July	payme	11,084.19		11,084.19			11,084.19			11,084.19			11,084.19					
	principal/interest		6,036.90	5,047.29			9,538.30	1,545.89		9,903.28	1,180.91		10,282.23	801.96		10,675.68	408.51	
August	payme	11,084.19		11,084.19			11,084.19			11,084.19			11,084.19					
	principal/interest		9,215.56	1,868.63			9,568.19	1,516.00		9,934.32	1,149.87		10,314.46	769.73		10,709.14	375.05	
September	payme	11,084.19		11,084.19			11,084.19			11,084.19			11,084.19					
	principal/interest		9,244.44	1,839.75			9,598.18	1,486.01		9,965.46	1,118.73		10,346.79	737.40		10,742.71	341.48	
Total Proposed Payments Per Year																		
Total Payments	33,252.57			133,010.28			133,010.28			133,010.28			133,010.28			99,757.71		
Principal		24,496.90		113,219.40			117,551.77			122,049.91			126,720.16			98,212.08		
Interest			8,755.67		19,790.88		15,458.51			10,960.37			6,290.12			1,545.63		
Projected Balance Year End																		
		631,798.83		498,788.55			365,778.27			232,767.99			99,757.71			0.00		

GILLESPIE COUNTY, TEXAS
 Capital Assets Lease/Purchase ... Contract 7756, June.2017
 Road & Bridge Departments

ACTUAL Payments

ACTUAL Payments	FY2017			FY2018		
	Total Payment	Principal	Interest	Total Payment	Principal	Interest
Balance At Year Start	665,051.40			631,798.83		
October payment				11,084.19		
principal/interest					9,273.41	1,810.78
November payment				11,084.19		
principal/interest					9,302.47	1,781.72
December payment						
principal/interest						
January payment						
principal/interest						
February payment						
principal/interest						
March payment						
principal/interest						
April payment						
principal/interest						
May payment						
principal/interest						
June payment						
principal/interest						
July payment	11,084.19					
principal/interest		6,036.90	5,047.29			
August payment	11,084.19					
principal/interest		9,215.56	1,868.63			
September payment	11,084.19					
principal/interest		9,244.44	1,839.75			
Total Payments as of Current Date						
Total Payments	33,252.57			22,168.38		
Principal		24,496.90			#####	
Interest			8,755.67			3,592.50
Balance as of Current Period						
				631,798.83		609,630.45

GILLESPIE COUNTY, TEXAS
Public Property Finance ... Contract 6774, October 24, 2014
Sheriff Office ... Law Enforcement Radio System Upgrade

PROJECTED Payments

PROJECTED Payments	FY2017			FY2018			FY2019			FY2020			FY2021			FY2022			FY2023			FY2024			FY2025					
	Total Payment	Principal	Interest	Total Payment	Principal	Interest	Total Payment	Principal	Interest	Total Payment	Principal	Interest	Total Payment	Principal	Interest	Total Payment	Principal	Interest	Total Payment	Principal	Interest	Total Payment	Principal	Interest	Total Payment	Principal	Interest			
Balance Year Start	554,260.91			485,692.55			417,124.19			348,555.83			279,987.47			211,419.11			142,850.75			74,282.39			5,714.03					
October payment	5,714.03			5,714.03			5,714.03			5,714.03			5,714.03			5,714.03			5,714.03			5,714.03			5,714.03			5,714.03		
principal/interest	4,291.13	1,422.90		4,445.88	1,268.15		4,606.21	1,107.82		4,772.32	941.71		4,944.43	769.60		5,122.74	591.29		5,307.48	406.55		5,498.88	215.15		5,696.97	17.06				
November payment	5,714.03			5,714.03			5,714.03			5,714.03			5,714.03			5,714.03			5,714.03			5,714.03								
principal/interest	4,303.81	1,410.22		4,459.02	1,255.01		4,619.83	1,094.20		4,786.43	927.60		4,959.04	754.99		5,137.88	576.15		5,323.17	390.88		5,515.14	198.89							
December payment	5,714.03			5,714.03			5,714.03			5,714.03			5,714.03			5,714.03			5,714.03			5,714.03								
principal/interest	4,316.54	1,397.49		4,472.21	1,241.82		4,633.49	1,080.54		4,800.58	913.45		4,973.71	740.32		5,153.07	560.96		5,338.91	375.12		5,531.45	182.58							
January payment	5,714.03			5,714.03			5,714.03			5,714.03			5,714.03			5,714.03			5,714.03			5,714.03								
principal/interest	4,329.30	1,384.73		4,485.43	1,228.60		4,647.19	1,066.84		4,814.78	899.25		4,988.41	725.62		5,168.31	545.72		5,354.69	359.34		5,547.80	166.23							
February payment	5,714.03			5,714.03			5,714.03			5,714.03			5,714.03			5,714.03			5,714.03			5,714.03								
principal/interest	4,342.10	1,371.93		4,498.69	1,215.34		4,660.93	1,053.10		4,829.01	885.02		5,003.16	710.87		5,183.59	530.44		5,370.53	343.50		5,564.20	149.83							
March payment	5,714.03			5,714.03			5,714.03			5,714.03			5,714.03			5,714.03			5,714.03			5,714.03								
principal/interest	4,354.94	1,359.09		4,511.99	1,202.04		4,674.71	1,039.32		4,843.29	870.74		5,017.95	696.08		5,198.92	515.11		5,386.41	327.62		5,580.65	133.38							
April payment	5,714.03			5,714.03			5,714.03			5,714.03			5,714.03			5,714.03			5,714.03			5,714.03								
principal/interest	4,367.82	1,346.21		4,525.33	1,188.70		4,688.53	1,025.50		4,857.61	856.42		5,032.79	681.24		5,214.29	499.74		5,402.33	311.70		5,597.15	116.88							
May payment	5,714.03			5,714.03			5,714.03			5,714.03			5,714.03			5,714.03			5,714.03			5,714.03								
principal/interest	4,380.73	1,333.30		4,538.71	1,175.32		4,702.39	1,011.64		4,871.97	842.06		5,047.67	666.36		5,229.71	484.32		5,418.30	295.73		5,613.70	100.33							
June payment	5,714.03			5,714.03			5,714.03			5,714.03			5,714.03			5,714.03			5,714.03			5,714.03								
principal/interest	4,393.68	1,320.35		4,552.13	1,161.90		4,716.30	997.73		4,886.38	827.65		5,062.60	651.43		5,245.17	468.86		5,434.32	279.71		5,630.30	83.73							
July payment	5,714.03			5,714.03			5,714.03			5,714.03			5,714.03			5,714.03			5,714.03			5,714.03								
principal/interest	4,406.67	1,307.36		4,565.59	1,148.44		4,730.24	983.79		4,900.83	813.20		5,077.56	636.47		5,260.68	453.35		5,450.39	263.64		5,646.95	67.08							
August payment	5,714.03			5,714.03			5,714.03			5,714.03			5,714.03			5,714.03			5,714.03			5,714.03								
principal/interest	4,419.70	1,294.33		4,579.09	1,134.94		4,744.23	969.80		4,915.32	798.71		5,092.58	621.45		5,276.23	437.80		5,466.51	247.52		5,663.65	50.38							
September payment	5,714.03			5,714.03			5,714.03			5,714.03			5,714.03			5,714.03			5,714.03			5,714.03								
principal/interest	4,432.77	1,281.26		4,592.63	1,121.40		4,758.25	955.78		4,929.85	784.18		5,107.63	606.40		5,291.83	422.20		5,482.67	231.36		5,680.39	33.64							
Total Proposed Payments Per Year	68,568.36			68,568.36			68,568.36			68,568.36			68,568.36			68,568.36			68,568.36			68,568.36			5,714.03					
Principal	52,339.19			54,226.70			56,182.30			58,208.37			60,307.53			62,482.42			64,735.71			67,070.26			5,696.97					
Interest	16,229.17			14,341.66			12,386.06			10,359.99			8,260.83			6,085.94			3,832.65			1,498.10			17.06					
Projected Balance Year End	485,692.55			417,124.19			348,555.83			279,987.47			211,419.11			142,850.75			74,282.39			5,714.03			0.00					

GILLESPIE COUNTY, TEXAS
Public Property Finance ... Contract 6774, October 24, 2014
Sheriff Office ... Law Enforcement Radio System Upgrade

ACTUAL Payments

ACTUAL Payments	FY2016			FY2017			FY2018		
	Total Payment	Principal	Interest	Total Payment	Principal	Interest	Total Payment	Principal	Interest
Balance Year Start	623,572.07			555,003.71			486,435.35		
October payment	5,714.03			5,714.03			5,714.03		
principal/interest		4,141.76	1,572.27		4,291.13	1,422.90		4,445.88	1,268.15
November payment	5,714.03			5,714.03			5,714.03		
principal/interest		4,154.01	1,560.02		4,303.81	1,410.22		4,459.02	1,255.01
December payment	5,714.03			5,714.03					
principal/interest		4,166.29	1,547.74		4,316.54	1,397.49			
January payment	5,714.03			5,714.03					
principal/interest		4,178.61	1,535.42		4,329.30	1,384.73			
February payment	5,714.03			5,714.03					
principal/interest		4,190.96	1,523.07		4,342.10	1,371.93			
March payment	5,714.03			5,714.03					
principal/interest		4,203.35	1,510.68		4,354.94	1,359.09			
April payment	5,714.03			5,714.03					
principal/interest		4,215.78	1,498.25		4,367.82	1,346.21			
May payment	5,714.03			5,714.03					
principal/interest		4,228.25	1,485.78		4,380.73	1,333.30			
June payment	5,714.03			5,714.03					
principal/interest		4,240.75	1,473.28		4,393.68	1,320.35			
July payment	5,714.03			5,714.03					
principal/interest		4,253.29	1,460.74		4,406.67	1,307.36			
August payment	5,714.03			5,714.03					
principal/interest		4,265.86	1,448.17		4,419.70	1,294.33			
September payment	5,714.03			5,714.03					
principal/interest		4,278.48	1,435.55		4,432.77	1,281.26			
Total Payments Current Period									
Total Payments	68,568.36			68,568.36			11,428.06		
Principal		50,517.39			52,339.19			8,904.90	
Interest			18,050.97			16,229.17			2,523.16
Balance Current Period									
		555,003.71		486,435.35			475,007.29		

County of Gillespie
 District Clerk Bond / Trust Recap
 October 2017 - September 2018
 Funds Managed by County Treasurer

Cause Description	Cause No	Initial Investment Face Value	Prior Interest		Current Year Interest												Cause Description	Released Investments	Current Balances	Current Year Interest	Total Interest
			Adjusted Interest	TexPool Interest	TexPool Account																
					Oct.2017	Nov.2017	Dec.2017	Jan.2018	Feb.2018	Mar.2018	Apr.2018	May.2018	Jun.2018	Jul.2018	Aug.2018	Sep.2018					
Sonstegard / Curtis	2705	1,000.00	792.80	31.52	closed 05.2004transferred to District Clerk Acct 117												Sonstegard / Curtis	1,824.32			824.32
State v Montagnino	4073	10,000.00	43.82	171.08	closed 04.2004												State v Montagnino	10,214.90			214.90
State v Chow	4232	10,000.00		31.34	closed 05.2004transferred to District Clerk Acct 117												State v Chow	10,031.34			31.34
State v Loui	4233	10,000.00		25.50	closed 04.2004												State v Loui	10,025.50			25.50
State v Duecker	4261	20,000.00		33.03	closed 05.2004transferred to District Clerk Acct 117												State v Duecker	20,033.03			33.03
State v Duecker	4262	20,000.00		33.03	closed 05.2004transferred to District Clerk Acct 117												State v Duecker	20,033.03			33.03
Wheatcraft v Meier	6978	500.00	236.07	167.65	0.79	0.78												905.49	1.57	405.49	
Munsell Meier v Robinson	7227	1,000.00	390.71	254.33	closed 03.11.2008												Munsell Meier v Robinson	1,645.04			645.04
Pauls v Bird	8623	500.00	77.66	131.73	0.62	0.61													710.62	1.23	210.62
Pruitt v Danes	8764	1,000.00	128.41	16.95	closed 02.2004												Pruitt v Danes	1,145.36			145.36
Damron (Investment)	8766	500.00		24.86	closed 10.2005												Damron (Investment)	524.86			24.86
Tin Star Ranch	9411	500.00	5.37	32.96	closed 02.03.2006												Tin Star Ranch	538.33			38.33
Hearne & Phillips	9461	100.00	1.07	23.04	0.11	0.11													124.33	0.22	24.33
Haggard v Schroeder	9666	500.00	1.19	114.24	0.54	0.53													616.50	1.07	116.50
Staats v Tonn	9752	1,000.00		17.85	closed 12.2003												Staats v Tonn	1,017.85			17.85
Silver Deer v Senkbeil	10010	100.00		21.79	0.11	0.11													122.01	0.22	22.01
Ankem v Woods & Schmidt	10154	1,000.00		55.01	closed 03.06.2006												Ankem v Woods & Schmidt	1,055.01			55.01
Sledge v Jones	10370	1,000.00		202.54	1.05	1.04													1,204.63	2.09	204.63
Whitewood v Hartel	10373	100.00		20.30	0.11	0.10													120.51	0.21	20.51
Ballard v Keidel	10412	1,000.00		4.31	closed 12.2004												Ballard v Keidel	1,004.31			4.31
Parker/Roscoe L	10522	23,800.00		2,639.22	closed 07.12.2007												Parker/Roscoe L	26,439.22			2,639.22
Harris v Fourton (dba Silver Deer)	10779	1,000.00		163.48	1.02	1.01													1,165.51	2.03	165.51
Fonder v Salinas	10930	200.00		29.76	0.20	0.20													230.16	0.40	30.16
City of Fbg v Penick	10970	274,045.00		118.40	closed 09.21.2006												City of Fbg v Penick	274,163.40			118.40
A J Waight v LCRA	11042	250.00		1.06	closed 07.20.2006												A J Waight v LCRA	251.06			1.06
Jenschke v Friedrich	11228	1,000.00		15.72	closed 06.01.2007												Jenschke v Friedrich	1,015.72			15.72
Quest Oil v Wallen and B&B Oil	11259	1,000.00		74.17	closed 03.24.2011												Quest Oil v Wallen and B&B Oil	1,074.17			74.17
Cornerstone v Parker	11336	1,000.00		63.26	0.93	0.92													1,065.11	1.85	65.11
Irwin vs Irwin	11399	303,022.74		3,310.61	closed 06.07.2011												Irwin vs Irwin	306,333.35			3,310.61
Herb Venture v Varney	11703	250.00		6.62	0.22	0.22													257.06	0.44	7.06
Dolezal vs Dolezal	11812	1,000.00		7.95	closed 10.2012												Dolezal vs Dolezal	1,007.95			7.95

County of Gillespie
 District Clerk Bond / Trust Recap
 October 2017 - September 2018
 Funds Managed by County Treasurer

Cause Description	Cause No	Initial Investment Face Value	Prior Interest		Current Year Interest												Cause Description	Released Investments	Current Balances	Current Year Interest	Total Interest	
			Adjusted Interest	TexPool Interest	TexPool Account																	
					Oct. 2017	Nov. 2017	Dec. 2017	Jan. 2018	Feb. 2018	Mar. 2018	Apr. 2018	May. 2018	Jun. 2018	Jul. 2018	Aug. 2018	Sep. 2018						
Bredemus and J&B Cheese v Just Prause & Thompson v Bierschwale	11877	1,000.00		19.74	0.89	0.88												Bredemus and J&B Cheese v Just		1,021.51	1.77	21.51
Rutherford v Rather & Kamp	11897	100.00		1.90	0.09	0.09												Rutherford v Rather & Kamp		102.08	0.18	2.08
Querner v Lester	11904	100.00		1.90	0.09	0.09												Querner v Lester	1,009.14			9.14
TexHillCo EmployeesC.U. vs Beckmann	11928A	1,000.00		9.14	closed 06.26.2017													TexHillCo EmployeesC.U. vs Beckmann	100.05			0.05
Fulton v Coleman	12195	100.00		0.05	closed 01.19.2010													Fulton v Coleman		508.94	0.89	8.94
IBT Int v Grammer	12209	500.00		8.05	0.45	0.44												IBT Int v Grammer		115,130.48		130.48
Ferrell vs Hall, Executor Estate of Klein, Deceased	12228	115,000.00		130.48	closed 06.2014													Ferrell vs Hall, Executor Estate of Klein, Deceased		500.60		0.60
Baby vs Doggett	12369	500.00		0.60	closed 12.27.2010													Baby vs Doggett		400.35		0.35
Cover v Chase Bank	12603	400.00		0.35	closed 02.14.2012													Cover v Chase Bank		101.28	0.18	1.28
Balero v Federal Home Mortgage	12964	100.00		1.10	0.09	0.09												Balero v Federal Home Mortgage		253.43	0.44	3.43
LCRA vs TRT Ranch	13025	250.00		2.99	0.22	0.22												LCRA vs TRT Ranch	949,545.58			45.58
LCRA vs Oehler	13119	949,500.00		45.58	closed 09.10.2013													LCRA vs Oehler		195,009.36		9.36
LCRA vs Wahrmund	13120	195,000.00		9.36	closed 09.10.2013													LCRA vs Wahrmund		177,008.49		8.49
Collins, Estate of Smith v Bank of America	13121	177,000.00		8.49	closed 09.10.2013													Collins, Estate of Smith v Bank of America		506.72	0.88	6.72
Whatley, et al vs Live Springs, et al	13203	500.00		5.84	0.44	0.44												Whatley, et al vs Live Springs, et al		506.49	0.88	6.49
Bruce Kneese vs New York Life Insurance and Annuity Corp, et	13291	500.00		5.61	0.44	0.44												Bruce Kneese vs New York Life Insurance and Annuity Corp, et al		951.47		0.30
Hampton vs Spornhauer	13320	951.17	opened 03.03.2014	0.30	closed 03.05.2015													Hampton vs Spornhauer		2,025.90	3.52	25.90
Kerville Professional Properties LTD ... vs Friendship Village Owner's Asn, Inc ...	13343	2,000.00		22.38	1.77	1.75												Kerville Professional Properties LTD ... vs Friendship Village Owner's Asn, Inc ...	0.00			0.00
In the Matter of the Marriage of Roxanne L Pennington & Gerard M Pennington and In the Interest of Sarah Pennington & Matthew Pennington, Children	13640		per District Clerk ... case settled ... awaiting court order to release ... 03.03.2014 ... LL															In the Matter of the Marriage of Roxanne L Pennington & Gerard M Pennington and In the Interest of Sarah Pennington & Matthew Pennington, Children				
Berry vs Cardash	13683	500.00	opened 03.03.2014	5.25	0.44	0.44												Berry vs Cardash		506.13	0.88	6.13
Berry vs Cardash ... TRO	13859	500,984.49	opened 09.11.2014	159.13	closed 2015.06.11													Berry vs Cardash ... TRO		501,143.62		159.13
Roscoe L Parker Guardianship	13859TRC	5,000.00	opened 09.11.2014	52.09	4.43	4.36												Roscoe L Parker Guardianship		5,060.88	8.79	60.88
State v Farmer	10522(a)	7,500.00		587.17	closed 07.12.2007													State v Farmer	8,087.17			587.17
State v Farmer	3870A	4,000.00		67.71	closed 05.2004transferred to District Clerk Acct 117													State v Farmer		4,572.49		572.49
State v Farmer	3870B	1,000.00		19.89	closed 05.2004transferred to District Clerk Acct 117													State v Farmer		1,148.08		148.08
Damron (trust)	8766(A)	26,278.61		92.83	closed 01.2005													Damron (trust)		26,371.44		92.83
Totals		2,676,132.01		2,308.07	9,101.44	15.05	14.87	0.00	0.00	0.00	0.00	0.00	0.00	0.00	0.00	0.00	0.00	Totals	2,670,354.07	17,217.37	29.92	11,439.43

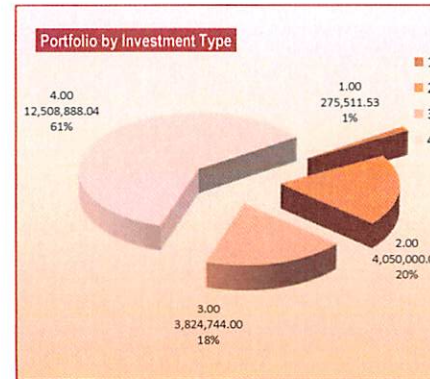
**County of Gillespie
County Clerk Holding Account Recap
October 2017 -September 2018
Funds Managed by County Treasurer**

Cause	Investment Face Value	Prior Interest Adjusted Interest	Current Year Interest TexPool Account												Cause	Released Investment	Current Balances	Total Interest FY2018			
			Interest	Oct. 2017	Nov. 2017	Dec. 2017	Jan. 2018	Feb. 2018	Mar. 2018	Apr. 2018	May. 2018	Jun. 2018	Jul. 2018	Aug. 2018					Sep. 2018		
Cause 9145 Doyle/Michael J Guardianship additional funds added July.2013 of \$682.40 to original face of \$119,517.83 or \$120,200.23 principal	120,200.23	1,532.25	106.67	105.19														Cause 9145 Doyle/Michael J Guardianship additional funds added July.2013 of \$682.40 to original face of \$119,517.83 or \$120,200.23 principal	0.00	121,944.34	211.86
Cause 8132 Roscoe L Parker	7,500.00	97.71	04.2006 account closed ... case transferred to District Court												Cause 8132 Roscoe L Parker	7,597.71	0.00				
Cause 8321 David Eugene Reynolds	100,000.00	11,872.07	closed 07.14.2008												Cause 8321 David Eugene Reynolds	111,872.07	0.00				
Investment Totals	107,500.00	0.00	13,502.03	106.67	105.19	0.00	0.00	0.00	0.00	0.00	0.00	0.00	0.00	0.00	0.00	0.00	0.00	Investment Totals	119,469.78	121,944.34	211.86

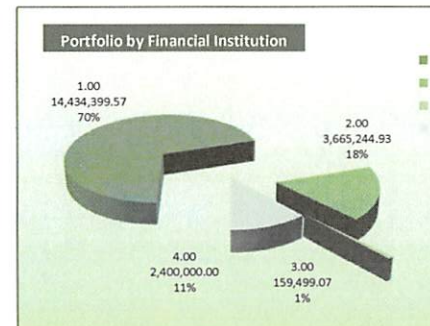
GILLESPIE COUNTY, TEXAS

Portfolio Asset Summary by Investment Type As of November 30, 2017 Of funds Managed by County Treasurer Office

Financial Institution Account / Investment Type	Cash Balances As Of November 30, 2017	
Security State Bank & Trust County Depository		
Checking Accounts		
General ... multi-fund account	1.00	
COB 2001, GOB Series 2010 ... Interest & Sinking	1.00	
County Attorney Hot Check Fund	14,788.19	
Appellate Judicial ... CLOSED	0.00	
Justice of Peace No 1	65,205.27	
Justice of Peace No 2	27,871.05	
County Clerk Operating	81,427.61	
District Clerk Operating	86,215.41	
GOB Series 2013 ... Jail Project	1.00	
GOB Series 2013 ... Interest & Sinking	1.00	275,511.53
Sweep Accounts		
General ... multi-fund account	12,312,533.43	
GOB Series 2013 ... Jail Project	37,454.49	
COB 2001, GOB Series 2010 ... Interest & Sinking	35,316.09	
GOB Series 2013 ... Interest & Sinking	123,584.03	12,508,888.04
Certificate of Deposit .. General Fund (10.)		
02.11.2018 maturity	100,000.00	
05.02.2018 maturity	100,000.00	
02.28.2018 maturity	100,000.00	
10.29.2018 maturity	100,000.00	
03.04.2018 maturity	250,000.00	
04.01.2018 maturity	500,000.00	
09.01.2019 maturity	500,000.00	1,650,000.00 \$ 14,434,399.57
TexPool Investment Service for Public Funds		
Investment Pool		
General ... multi-fund account	3,525,364.26	
Interest & Sinking	718.96	
District Clerk Holding In Trust	17,217.37	
County Clerk Holding In Trust	121,944.34	
GOB Series 2013 ... Jail Project	0.00	3,665,244.93 \$ 3,665,244.93



Portfolio by Investment Type As of November 30, 2017	
275,511.53	Checking Accounts
4,050,000.00	Certificates of Deposit
3,824,744.00	Investment Pools ... Investment Service for Public Funds
<u>12,508,888.04</u>	Sweep Accounts
\$ 20,659,143.57	Total



Portfolio by Financial Institution As of November 30, 2017	
14,434,399.57	Security State Bank & Trust
3,665,244.93	TexPool
159,499.07	Texas Class
<u>2,400,000.00</u>	Texas Regional Bank
\$ 20,659,143.57	Total

GILLESPIE COUNTY, TEXAS

Portfolio Asset Summary by Investment Type As of November 30, 2017 Of funds Managed by County Treasurer Office

Financial Institution Account / Investment Type	Cash Balances As Of November 30, 2017		
Texas Class			
Investment Service for Public Funds			
Investment Pool			
GOB Series 2013 ... Jail Project	159,499.07	159,499.07	\$ 159,499.07
Texas Regional Bank			
Certificate of Deposit .. General Fund (10.)			
08.07.2019 maturity	100,000.00		
02.11.2018 maturity	100,000.00		
01.02.2018 maturity	100,000.00		
07.19.2018 maturity	100,000.00		
03.07.2018 maturity	100,000.00		
08.07.2019 maturity	100,000.00		
09.01.2019 maturity	100,000.00		
05.28.2018 maturity	100,000.00		
05.28.2018 maturity	100,000.00		
07.02.2019 maturity	100,000.00		
08.02.2019 maturity	100,000.00		
12.02.2017 maturity	100,000.00		
04.18.2018 maturity	100,000.00		
08.22.2019 maturity	100,000.00		
01.30.2018 maturity	100,000.00		
01.30.2018 maturity	100,000.00		
03.04.2018 maturity	100,000.00		
04.01.2018 maturity	100,000.00		
12.01.2017 maturity	100,000.00		
04.01.2018 maturity	100,000.00		
04.01.2018 maturity	100,000.00		
04.15.2018 maturity	100,000.00		
06.01.2018 maturity	100,000.00		
06.15.2018 maturity	100,000.00	2,400,000.00	\$ 2,400,000.00
Total			\$20,659,143.57

GILLESPIE COUNTY, TEXAS

Portfolio Asset Summary vs. Security Holdings
 As of November 30, 2017

For Funds Held by the County Treasurer and All Fee Offices

Financial Institution Account / Investment Type	Cash Balances as of November 30, 2017		Financial Institution Pledge / Security Holdings
Security State Bank & Trust (SSB&T) County Depository	Account Balances		Pledge / Security Holdings
County Treasurer Managed Accounts			
Checking Accounts			
General Checking ... multi-fund account	1.00		
COB Series 2001, GORefunding 2010 ... Interest & Sinking	1.00		
County Attorney Hot Check Fund	14,788.19		
Appellate Judicial ... CLOSED	0.00		
Justice of Peace No 1	65,205.27		
Justice of Peace No 2	27,871.05		
County Clerk Operating	81,427.61		
District Clerk Operating	86,215.41		
GOB Series 2013 ... Jail Project	1.00		
GOB Series 2013 ... Interest & Sinking	1.00	275,511.53	
Sweep Accounts			
General ... multi-fund account	12,312,533.43		
GOB Series 2013 ... Jail Project	37,454.49		
COB Series 2001, GORefunding 2010 ... Interest & Sinking	35,316.09		
GOB Series 2013 ... Interest & Sinking	123,584.03	12,508,888.04	
County Treasurer Managed Investments			
Certificates of Deposit .. General Fund (10.)			
02.11.2018 maturity	100,000.00		
05.02.2018 maturity	100,000.00		
02.28.2018 maturity	100,000.00		
10.29.2018 maturity	100,000.00		
03.04.2018 maturity	250,000.00		
04.01.2018 maturity	500,000.00		
09.01.2019 maturity	500,000.00	1,650,000.00	

GILLESPIE COUNTY, TEXAS

Portfolio Asset Summary vs. Security Holdings
As of November 30, 2017

For Funds Held by the County Treasurer and All Fee Offices

Financial Institution Account / Investment Type	Cash Balances as of November 30, 2017		Financial Institution Pledge / Security Holdings
Security State Bank & Trust County Depository	Account Balances		Pledge / Security Holdings
Tax Assessor-Collector Managed Accounts ... new accounts effective 01.01.2017			
Checking Accounts			
TA-C Operating Account	64,813.48		
TxP&WL	2,252.32		
MVD	111,078.94		
MVD Sales Tax	132,806.92		
MVD Title	2,565.15		
Road & Bridge Fee	<u>6,224.70</u>	<u>319,741.51</u>	
Tax Assessor-Collector Managed Accounts ... old accounts			
Checking Accounts			
TA-C Operating Account	23,602.96		
TxP&WL	551.39		
MVD	0.00		
MVD Sales Tax	863.17		
City of Fredericksburg Ad Valorem	88.95		
MVD Title	0.00		
Road & Bridge Fee	6,091.93		
Fredericksburg ISD Ad Valorem	7,590.13		
Escrow (Ad Valorem Property)	33.84		
VIT (Vehicle Inventory Tax) Escrow	1,571.92		
Harper ISD Ad Valorem	15.73		
Gillespie County WCID Ad Valorem	0.05		
Doss CCSD Ad Valorem	0.00		
Stonewall WCID Ad Valorem	0.00		
Hill Country Underground WCD Ad Valorem	0.00		
Gillespie County Ad Valorem	<u>104.93</u>	<u>40,515.00</u>	
TAC Total	360,256.51		

GILLESPIE COUNTY, TEXAS

Portfolio Asset Summary vs. Security Holdings
As of November 30, 2017

For Funds Held by the County Treasurer and All Fee Offices

Financial Institution Account / Investment Type	Cash Balances as of November 30, 2017		Financial Institution Pledge / Security Holdings
Security State Bank & Trust County Depository	Account Balances		Pledge / Security Holdings
County Clerk Managed Account			
Checking Account			
County Clerk Escrow	47,351.48	47,351.48	
Sheriff Managed Account			
Checking Account			
Sheriff Bail Bond Account	88,050.00		
Sheriff Inmate	15,309.52		
Sheriff Commissary	9,950.63	113,310.15	
District Clerk Managed Account			
Checking Account			
District Clerk Trust	385,509.82	385,509.82	
			21,226,067.47 SSB&T Pledged Securities..current face
			21,854,920.62 SSB&T Pledged Securities..book value
			22,102,552.90 SSB&T Pledged Securities..fair value
			250,000.00 FDIC Coverage / Demand Deposits @ SSB&T
			250,000.00 FDIC Coverage / Time Deposits @ SSB&T
		\$ 15,340,827.53	\$ 22,602,552.90

GILLESPIE COUNTY, TEXAS

Portfolio Asset Summary vs. Security Holdings
 As of November 30, 2017

For Funds Held by the County Treasurer and All Fee Offices

Financial Institution Account / Investment Type	Cash Balances as of November 30, 2017			Financial Institution Pledge / Security Holdings
TexPool	Account Balances			Pledge / Security Holdings
Investment Service for Public Funds				
County Treasurer Managed Investments				
Investment Pool Accounts				
General ... multi-fund account	3,525,364.26			
Interest & Sinking - COB Series 2001/GOB Series 2010	718.96			
District Clerk Holding	17,217.37			
County Clerk Holding	121,944.34			
GOB Series 2013 ... Jail Project	0.00	\$ 3,665,244.93	\$ 3,665,244.93	3,665,244.93
Net Asset Value ... TexPool seeks to maintain a net asset value of \$1.00 (+/- 0.005 allowable) and is designed to be used for investments of funds which may be needed at any time. November 30, 2017, net asset value 0.99991				

Financial Institution Account / Investment Type	Cash Balances as of November 30, 2017			Financial Institution Pledge / Security Holdings
Texas Class	Account Balances			Pledge / Security Holdings
Investment Service for Public Funds				
County Treasurer Managed Investments				
Investment Pool Account				
GOB Series 2013 ... Jail Project	159,329.13	\$ 159,329.13	\$ 159,329.13	159,329.13
Net Asset Value ... Texas Class seeks to maintain a net asset value of \$1.00 (+/- 0.005 allowable) and is designed to be used for investments of funds which may be needed at any time. November 30, 2017, net asset value 1.00				

GILLESPIE COUNTY, TEXAS

Portfolio Asset Summary vs. Security Holdings
 As of November 30, 2017

For Funds Held by the County Treasurer and All Fee Offices

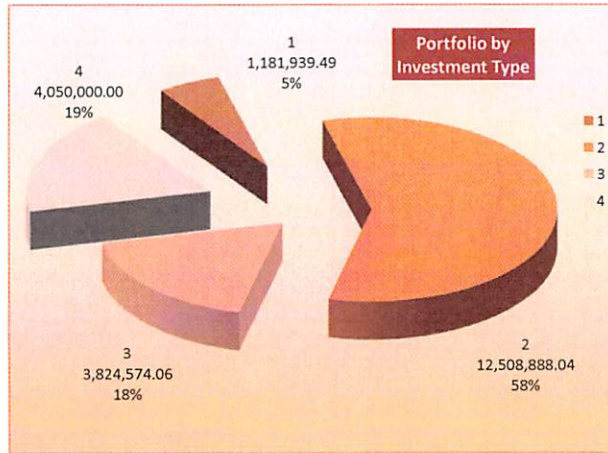
Financial Institution Account / Investment Type	Cash Balances as of November 30, 2017			Financial Institution Pledge / Security Holdings
Texas Regional Bank (TRB)	Account Balances			Pledge / Security Holdings
County Treasurer Managed Investments				
Certificates of Deposit .. General Fund (10.)				
08.07.2019 maturity	100,000.00			
02.11.2018 maturity	100,000.00			
01.02.2018 maturity	100,000.00			
07.19.2018 maturity	100,000.00			
03.07.2018 maturity	100,000.00			
08.07.2019 maturity	100,000.00			
09.01.2019 maturity	100,000.00			
05.28.2018 maturity	100,000.00			
05.28.2018 maturity	100,000.00			
07.02.2019 maturity	100,000.00			
08.02.2019 maturity	100,000.00			
12.02.2017 maturity	100,000.00			
04.18.2018 maturity	100,000.00			
08.22.2019 maturity	100,000.00			
01.30.2018 maturity	100,000.00			
01.30.2018 maturity	100,000.00			
03.04.2018 maturity	100,000.00			
04.01.2018 maturity	100,000.00			
12.01.2017 maturity	100,000.00			
04.01.2018 maturity	100,000.00			3,595,000.00 TRB Pledged Securities..original face
04.01.2018 maturity	100,000.00			2,309,924.87 TRB Pledged Securities..par
04.15.2018 maturity	100,000.00			2,458,335.18 TRB Pledged Securities..book value
06.01.2018 maturity	100,000.00			2,404,246.52 TRB Pledged Securities..market value
06.15.2018 maturity	100,000.00	2,400,000.00	\$ 2,400,000.00	\$ 2,654,246.52 250,000.00 FDIC Coverage @ BNB

GILLESPIE COUNTY, TEXAS

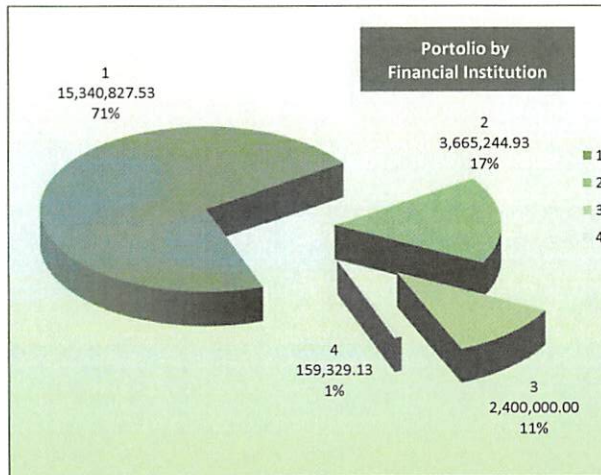
Portfolio Asset Summary vs. Security Holdings
 As of November 30, 2017

For Funds Held by the County Treasurer and All Fee Offices

Financial Institution Account / Investment Type	Cash Balances as of November 30, 2017	Financial Institution Pledge / Security Holdings
Total Assets	As Of November 30, 2017 \$ 21,565,401.59	Total Securities
		As Of November 30, 2017 \$ 29,081,373.48



Investment Type	Amount	Description
1	1,181,939.49	Checking Accounts
2	12,508,888.04	Sweep Accounts
3	3,824,574.06	Investment Pools ... Public Funds Investment Service
4	4,050,000.00	Certificates of Deposit
Total	\$ 21,565,401.59	



Financial Institution	Amount	Description
1	15,340,827.53	Security State Bank & Trust
2	3,665,244.93	TexPool
3	2,400,000.00	Texas Regional Bank
4	159,329.13	Texas Class
Total	\$ 21,565,401.59	

GILLESPIE COUNTY, TEXAS

Portfolio Asset Summary vs. Security Holdings
 As of November 30, 2017

For Funds Held by the County Treasurer and All Fee Offices

Financial Institution Account / Investment Type	Cash Balances as of November 30, 2017	Financial Institution Pledge / Security Holdings
--	--	---

**Deposit and Investment
 Risk Disclosure**

General Statement ... The County's approach to investments of county funds.
 Investment strategies are built on cash flow versus fund name. County funds are predominantly invested in certificates of deposit and Investment Pools ... investment service(s) for public funds.
 Depository interest-bearing checking accounts are used more as clearing accounts than a type of investment.
 Sweep accounts ... the General Checking Account (multi-fund account) ... interest-bearing, with a one dollar (\$1.00) threshold ... is attached to a sweep account with a \$25,000.00 required minimum balance. This holds the same for the GOB Series 2013 Project Account ... it is interest-bearing, with a one dollar (\$1.00) threshold ... and is attached to a sweep account with a \$25,000.00 required minimum balance. The same for COB2001/Ref2010 I&S and GOB2013 I&S.

Custodial Risk .. All deposits/investments with any banking institution are collateralized over 100%, all collateral (exclusive FDIC coverage) is placed with a third party that is not a depository of the County, and collateral is pledged to Gillespie County.

Interest Rate Risk .. The County does not have a formal investment policy that limits investment maturities as a means of managing its exposure to fair value losses arising from changing interest rates.
 At November 30, 2017, the County had no investments other than those in an investment pool that would be effected.
 Certificates of Deposit are normally held at maximum two year maturities or less and maturity dates are staggered.
 CD's are originally invested for periods of less or over a year to optimize a staggered portfolio.
 SSB&T & TRB CD's are held at face values with interests paid to the County monthly.

Credit Risk .. At November 30, 2017, the County has no investments
 in commercial paper, corporate bonds, mutual funds.
 At November 30, 2017, TexPool was rated
 AAAM by Standard & Poor's.
 At November 30, 2017, Texas Class was rated
 AAAM by Standard & Poor's.

Concentration of Credit Risk .. The County does not place any limit on the amount the County may invest with any type of investment or issuer. However, the County endeavors to diversify and monitors any concerns of concentrations with any one issuer or investment type
 At November 30, 2017, the County had its assets/investments invested by investment type
 17.7348 % in investment pools
 18.7801 % in certificate of deposit(s)
 5.4807 % in checking, money market, passbook accounts
 58.0044 % in sweep accounts which are tied to the overnight bank lending rate
 At November 30, 2017, the County had its assets/investments invested by issuer
 16.9960 % in TexPool
 71.1363 % in Security State Bank & Trust
 11.1289 % in Texas Regional Bank
 0.7388 % in Texas Class

**FY2017-2018
Gillespie County, Texas
County Treasurer Monthly Financial Statement
All Funds Managed by County Treasurer**



For Period Ended October 31, 2017

**Laura Lundquist, CCT, CIO
Gillespie County Treasurer**


Maintenance & Operating, COB & GOB Operating, COB & GOB I&S, Special Revenue, Special Revenue..Grants, Trust and Agency							
Month	10.31.2017				FY2018	FY2017	11.30.2017
To Date	Cash Balance	Receipts	Disbursements	Allocations	Adjustments	Adjustments	Cash Balance
Maintenance & Operating (M&O)	16,097,352.82	2,891,575.59	1,458,043.75				17,530,884.66
COB2001	194,536.97	208.39					194,745.36
and GOB2013 Operating							
COB 2001/Ref2010 I&S	78,211.14	143,656.15	750.00				221,117.29
and GOB I&S							
Special Revenue	1,807,111.31	46,297.09	18,315.49				1,835,092.91
Special Revenue ... Grants	15.18						15.18
Trust and Agency	526,789.85	99,387.16	10,276.36				615,900.65
Totals	18,704,017.27	3,181,124.38	1,487,385.60	0.00	0.00	0.00	20,397,756.05
County Funds							

Clerks of the Courts Trust Funds							
Year	09.30.2017				FY2018	FY2017	11.30.2017
To Date	Cash Balance	Receipts	Disbursements	Allocations	Adjustments	Adjustments	Cash Balance
Maintenance & Operating (M&O)	17,022,457.46	3,489,838.19	2,981,410.99				17,530,884.66
COB2001	290,749.68	517.54	96,521.86				194,745.36
and GOB2013 Operating							
COB 2001/Ref2010 I&S	74,884.22	146,983.07	750.00				221,117.29
and GOB I&S							
Special Revenue	1,899,141.29	189,995.33	254,043.71				1,835,092.91
Special Revenue ... Grants	15.18						15.18
Trust and Agency	597,784.58	124,392.22	106,276.15				615,900.65
Totals	19,885,032.41	3,951,726.35	3,439,002.71	0.00	0.00	0.00	20,397,756.05
County Funds							

Clerks of the Courts Trust Funds							
Month	10.31.2017				FY2018	FY2017	11.30.2017
To Date	Cash Balance	Receipts	Disbursements	Allocations	Adjustments	Adjustments	Cash Balance
District Clerk Trust	17,202.50	14.87					17,217.37
County Clerk Trust	121,839.15	105.19					121,944.34
Totals	139,041.65	120.06	0.00	0.00	0.00	0.00	139,161.71
Clerk Trusts							

Clerks of the Courts Trust Funds							
Year	09.30.2017				FY2018	FY2017	11.30.2017
To Date	Cash Balance	Receipts	Disbursements	Allocations	Adjustments	Adjustments	Cash Balance
District Clerk Trust	17,187.45	29.92					17,217.37
County Clerk Trust	121,732.48	211.86					121,944.34
Totals	138,919.93	241.78	0.00	0.00	0.00	0.00	139,161.71
Clerk Trusts							

Respectfully submitted,


 Laura Lundquist, cct, cio
 Gillespie County Treasurer

The State of Texas, County of Gillespie

Before me, the undersigned authority, this day personally appeared Laura Lundquist, County Treasurer, to me well known, who, being duly sworn, desposes and says that the above and foregoing report is true and correct.

Witness my hand and seal of this office, this _____ day of _____, _____ A.D.

 County Clerk
 County of Gillespie, State of Texas

Compared, examined, and accepted in open Commissioners Court this _____ day of _____, _____ A.D.

 County Judge

 Commissioner Pct No 1

 Commissioner Pct No 2

 Commissioner Pct No 3

 Commissioner Pct No 4