



FY2016-2017

GILLESPIE COUNTY, TEXAS

COUNTY TREASURER MONTHLY FINANCIAL REPORT

For The Period Ended

August 31, 2017

Unaudited

LAURA LUNDQUIST, CCT, CIO
GILLESPIE COUNTY TREASURER

1. Cash/Investment Balances All Funds
For Period Ended August 31, 2017
2. Statement of Receipts, Disbursements, Electronic Funds Transfers, Payroll,
Interfund Allocations, Adjustments, and Investments All Funds
Month to Date by Fund
3. Statement of Receipts, Disbursements, Electronic Funds Transfers, Payroll,
Interfund Allocations, Adjustments, and Investments All Funds
Fiscal Year to Date by Fund
4. Statement of Maintenance & Operating Funds
FY2005 through August 31, 2017
General Fund
Road & Bridge Funds ... County Wide, Precinct No 1, Precinct No 2, Precinct No 3, Precinct No 4
5. Fund Cash/Investment Balance Comparison by Fiscal Year by Fund
Active and Inactive Funds
FY2004 through August 31, 2017
6. Overall Cash/Investment Balance Comparison by Month
FY1985 through August 31, 2017
7. County Sales Tax ... Effective January 01, 1988
Allocation Summary of Sales Tax Receipts
1988 through August 31, 2017

Statement of Repayment of Erroneous Receipt of Sales Tax
1997 through September 30, 2016 ... Paid Off FY2016
8. Hotel Occupancy Tax (HOT) ... Effective January 01, 2007
Summary of HOT Receipts and Expenditures
For the Period of January 01, 2007 through August 31, 2017
9. Certificates of Obligation Bonds ... Interest & Sinking
Statement of Bond Redemptions & Interest Payment Schedule
GO Refunding Bonds, Series 2010
Refunding of COB Series 2001, Post Office & Clinic Building Properties



10. General Obligation Bonds ... Interest & Sinking
Statement of Bond Redemptions & Interest Payment Schedule
GOB Series 2013, Jail Construction Project
11. Lease / Purchase Finance Capital Equipment
Statement of Principal & Interest Payment Schedule
Road & Bridge Departments – Contract No 6451, December.2013
 - o Countywide
 - o Precinct No 1
 - o Precinct No 2
 - o Precinct No 3
 - o Precinct No 4
12. Lease / Purchase Finance Capital Equipment
Statement of Principal & Interest Payment Schedule
Road & Bridge Departments – Contract No, August.2017
 - o Countywide
 - o Precinct No 1
 - o Precinct No 2
 - o Precinct No 3
 - o Precinct No 4
13. Public Property Finance ... Law Enforcement Radio System Upgrade
Statement of Principal & Interest Payment Schedule
Sheriff Office --- Contract No 6774, November.2014
14. District Clerk Trust Funds ... Statement of Holding in Trust Funds As Managed by County Treasurer
As of August 31, 2017
15. County Clerk Trust Funds ... Statement of Holding in Trust Funds As Managed by County Treasurer
As of August 31, 2017
16. Investment Performance Summary ... Certificate(s) of Deposit
As of August 31, 2017
17. County Treasurer Portfolio Asset Summary by Investment Type
As of August 31, 2017
18. County Portfolio Asset Summary vs Security Holdings
As of August 31, 2017
19. Detailed Listing of Receipts to All Funds
For August.2017
20. Detailed Listing of Disbursements from All Funds
For August.2017
21. Detailed Listing of Electronic Funds Transfers from All Funds
For August.2017
22. Detailed Listing of Interfund Allocations to/from All Funds
For August.2017
23. Detailed Listing of Payroll Distribution All Funds
For August.2017
24. Financial Summary Recap Affidavit
As of August 31, 2017

GILLESPIE COUNTY, TEXAS

Cash and Investment Balances All Funds Managed by County Treasurer

For Period Ended August 31, 2017

FUNDS LISTING BY CATEGORY

GENERAL and ROAD & BRIDGE FUNDS

Maintenance & Operating Funds

General Fund	15,668,992.62
Road & Bridge Funds ...	
County Wide	1,372,769.83
Precinct No 1	264,313.59
Precinct No 2	193,145.26
Precinct No 3	332,269.69
Precinct No 4	<u>291,620.43</u>
Sub-total Road & Bridge Funds	2,454,118.80

CASH and INVESTMENTS

18,123,111.42

SPECIAL REVENUE FUNDS

Law Library	2,037.87
Lateral Road ...	
Precinct No 1	6,658.22
Precinct No 2	6,683.25
Precinct No 3	6,658.22
Precinct No 4	6,658.22
Sub-total Lateral Road Funds	26,657.91

Probate ...

Training	4,615.77
Guardianship Program	31,168.70
Sub-total Probate Funds	35,784.47

Court Reporter Service	10.61
County Records Management	78,263.41
County Clerk Records Management	153,423.46
Sheriff Forfeiture	46,668.68
Sheriff Abandoned Vehicle	1,214.97
Sheriff Equitable Sharing	1,215.43
Justice Court Bldg Security	33,509.47
Courthouse Security	32,005.48
District Clerk Records Management	10,208.00
County & District Court Technology	23,739.70
Occupancy Tax	677,926.35
Pretrial Intervention	136,025.71
Justice Court Technology	128,482.32
Airport Operating	566,440.73
LEOSE Training--Sheriff	8,776.82
LEOSE Training--Constable No 1	9,385.42
LEOSE Training--Constable No 2	7,331.75
Tax Assessor - M V I	<u>106.75</u>

1,979,215.31

SPECIAL REVENUE FUNDS ... GRANTS

Grants ... General, Energy Efficiency	0.00
Grants ... Law Enforcement, Emergency Services P25 Compliant Radio	0.00
PML Loan Star Library	258.39
PML PAC-Pug	211.40
Airport Capital Project Grant	<u>15.18</u>

484.97

GILLESPIE COUNTY, TEXAS

**Cash and Investment Balances
 All Funds Managed by County Treasurer**

For Period Ended August 31, 2017

FUNDS LISTING BY CATEGORY (continued)			
CERTIFICATES OF OBLIGATION BONDS			
and			
GENERAL OBLIGATION BONDS			
...			
Operating Accounts			
GOB Series 2013 ... Jail Project	<u>292,660.57</u>	<u>292,660.57</u>	
CERTIFICATES OF OBLIGATION BONDS			
and			
GENERAL OBLIGATION BONDS			
...			
Interest & Sinking Accounts			
COB Series 2001/GOB Refunding Series 2010 ... Interest & Sinking	23,445.75		
GOB Series 2013 ... Interest & Sinking	<u>48,858.41</u>	<u>72,304.16</u>	
TRUST and AGENCY FUNDS			
Criminal Justice	2,167.51		
Waste Water (State Fee)	790.00		
County Attorney Hot Check	10,192.67		
McDermott (PML)	111,280.87		
Breiten (PML)	193,753.86		
Justice Of The Peace No. 1	77,572.26		
Justice Of The Peace No. 2	30,576.42		
Appellate Judicial System	1,167.86		
Alternative Dispute Resolution	735.00		
Unclaimed Monies	57,075.87		
County Clerk Operating	114,730.30		
District Clerk Operating	57,849.03	<u>657,891.65</u>	<u>21,125,668.08</u>
FUNDS PENDING RELEASE			
Check(s) pending release	0.00		
EFT(s) pending release	<u>0.00</u>	<u>0.00</u>	<u>0.00</u>
CHANGE FUNDS			
General Fund (F.10) ... cash provider to various offices	3,000.00		
Sheriff Seizure Fund (F.30)	2,000.00		
County Attorney Hot Check Fund (F.80)	<u>50.00</u>	<u>5,050.00</u>	<u>5,050.00</u>

GILLESPIE COUNTY, TEXAS

**Cash and Investment Balances
 All Funds Managed by County Treasurer**

For Period Ended August 31, 2017

FUNDS LISTING BY CATEGORY (continued)				
UNALLOCATED MONIES				
Checking Accounts				
Justice of Peace No 1 Checking ... credit card payment pending	1,010.00			
Justice of Peace No 1 Checking ... transfer pending	0.00			
Justice of Peace No 2 Checking ... unaccountable funds from 02.28.1999 ... date check book was turned over to County Treasurer	(98.56)			
Justice of Peace No 2 Checking ... credit card payment pending	324.00			
Justice of Peace No 2 Checking ... credit card reversal pending	110.00			
Justice of Peace No 2 Checking ... credit card payment pending	610.00			
General Checking...	0.00			
District Clerk Checking ... credit card payment pending	262.00			
County Attorney Hot Check Checking...	0.00			
COB 2001/REF 2010 Checking ... interfund loan to GOB 2013	(2,376.91)			
GOB 2013 Project Checking ... interfund loan from COB2001	2,376.91			
County Clerk Checking ... credit card payment pending	740.00			
			<u>2,957.44</u>	
Investment Pools ... Investment Service For Public Funds				
TexPool ... General	0.00			
TexPool ... COB Series 2001/GOB Series 2010 Interest & Sinking	0.00			
TexPool ... GOB Series 2013 Jail Project	0.00			
Texas Class ... GOB Series 2013 Jail Project	0.00		<u>0.00</u>	
Other Unallocated Funds				
none reported	0.00		<u>0.00</u>	
			<u>2,957.44</u>	21,133,675.52

GILLESPIE COUNTY, TEXAS

Cash and Investment Balances All Funds Managed by County Treasurer

For Period Ended August 31, 2017

CHECKING and INVESTMENT ACCOUNTS			
CHECKING ACCOUNTS			
GENERAL OPERATING ... Interest Bearing Checking	4,511.95		
Cash On Hand	0.00		
Deposit In Process	23,936.36		
Deposit In Process	15.00		
Deposit In Process	76.44		
Deposit In Process	72.00		
Online Transfer ... COB2001/Ref2010 I&S	0.00		
Online Transfer ... GOB 2013 I&S	0.00		
Online Transfer ...	0.00		
Outstanding Financial Checks	(140,055.09)		
Outstanding Payroll Checks	(3,605.33)		
Check(s) pending release	0.00	(115,048.67)	
GENERAL OPERATING ... Interest Bearing Sweep Account			
Sweep of General Operating Checking	13,018,526.38	13,018,526.38	
COB Series 2001 / GORefuding Series 2010 INTEREST & SINKING Checking	1.00		
Cash On Hand	0.00		
Online Transfer ... from General Fund	0.00		
Online Transfer	0.00		
Outstanding Checks	0.00	1.00	
COB Series 2001 / GORefuding Series 2010 INTEREST & SINKING ...			
Interest Bearing Sweep Account			
Sweep of General Operating Checking	25,104.52	25,104.52	
COUNTY ATTORNEY HOT CHECK ... Interest Bearing Checking	13,857.85		
Cash On Hand	0.00		
Deposit In Process	0.00		
Online Transfer	0.00		
Outstanding Checks	(3,665.18)	10,192.67	
JUSTICE OF THE PEACE No 1 ... Interest Bearing Checking	80,985.36		
Cash On Hand	0.00		
Deposit In Process	1,443.00		
Online Transfer ... to General Checking	0.00		
Outstanding Checks	(3,846.10)	78,582.26	

GILLESPIE COUNTY, TEXAS

Cash and Investment Balances All Funds Managed by County Treasurer

For Period Ended August 31, 2017

CHECKING and INVESTMENT ACCOUNTS <small>(continued)</small>			
CHECKING ACCOUNTS ... Continued			
JUSTICE OF THE PEACE No 2 ... Interest Bearing Checking	32,076.16		
Cash On Hand	0.00		
Deposit In Process	0.00		
Online Transfer	0.00		
Outstanding Checks	<u>(554.30)</u>	<u>31,521.86</u>	
COUNTY CLERK ... Interest Bearing Checking	113,788.99		
Cash On Hand	0.00		
Deposit In Process	2,102.00		
Deposit In Process	27.00		
Deposit In Process	0.00		
Online Transfer ... to General Checking	0.00		
Outstanding Checks...checks outstanding prior to 10.01.2009	<u>(108.50)</u>		
Outstanding Checks...outstanding checks post 09.30.2009	<u>(339.19)</u>	<u>115,470.30</u>	
DISTRICT CLERK ... Interest Bearing Checking	75,726.09		
Cash On Hand	0.00		
Deposit In Process	338.00		
Deposit In Process	0.00		
Online Transfer ...	0.00		
Outstanding Checks...checks outstanding prior to 10.01.2009	<u>(4,361.86)</u>		
Outstanding Checks...outstanding checks post 09.30.2009	<u>(13,591.20)</u>	<u>58,111.03</u>	
GOB SERIES 2013 - Jail Project ... Interest Bearing Checking	1.00		
Cash On Hand	0.00		
Online Transfer	0.00		
Deposit In Process	0.00		
Outstanding Checks	<u>0.00</u>	<u>1.00</u>	
GOB SERIES 2013 - Jail Project ... Interest Bearing Sweep Account			
Sweep of GOB 2013 Jail Project Checking	<u>37,321.50</u>	<u>37,321.50</u>	
GOB SERIES 2013 - Interest & Sinking ... Interest Bearing Checking	1.00		
Cash On Hand	0.00		
Online Transfer ... from General Fund	0.00		
Online Transfer	0.00		
Online Transfer	0.00		
Outstanding Checks	<u>0.00</u>	<u>1.00</u>	
GOB SERIES 2013 - Interest & Sinking ... Interest Bearing Sweep Account			
Sweep of GOB 2013 Interest & Sinking Sweek	<u>46,480.50</u>	<u>46,480.50</u>	<u>13,306,265.35</u>

GILLESPIE COUNTY, TEXAS

Cash and Investment Balances All Funds Managed by County Treasurer

For Period Ended August 31, 2017

CHECKING and INVESTMENT ACCOUNTS (continued)

TIME CERTIFICATE OF DEPOSIT(s)

All General Fund (10.) Investments

Texas Regional Bank ... formerly Blanco National Bank

TRB CD paid monthly .. 11.07.2017 maturity	100,000.00	
TRB CD paid monthly .. 02.11.2018 maturity	100,000.00	
TRB CD paid monthly .. 01.02.2018 maturity	100,000.00	
TRB CD paid monthly .. 07.19.2018 maturity	100,000.00	
TRB CD paid monthly .. 03.07.2018 maturity	100,000.00	
TRB CD paid monthly .. 09.07.2017 maturity	100,000.00	
TRB CD paid monthly .. 10.07.2017 maturity	100,000.00	
TRB CD paid monthly .. 05.28.2018 maturity	100,000.00	
TRB CD paid monthly .. 05.28.2018 maturity	100,000.00	
TRB CD paid monthly .. 07.02.2019 maturity	100,000.00	
TRB CD paid monthly .. 11.02.2017 maturity	100,000.00	
TRB CD paid monthly .. 12.02.2017 maturity	100,000.00	
TRB CD paid monthly .. 04.18.2018 maturity	100,000.00	
TRB CD paid monthly .. 11.22.2017 maturity	100,000.00	
TRB CD paid monthly .. 01.30.2018 maturity	100,000.00	
TRB CD paid monthly .. 01.30.2018 maturity	100,000.00	
TRB CD paid monthly .. 03.05.2018 maturity	100,000.00	
TRB CD paid monthly .. 04.01.2018 maturity	100,000.00	
TRB CD paid monthly .. 12.01.2017 maturity	100,000.00	
TRB CD paid monthly .. 04.01.2018 maturity	100,000.00	
TRB CD paid monthly .. 04.01.2018 maturity	100,000.00	
TRB CD paid monthly .. 04.15.2018 maturity	100,000.00	
TRB CD paid monthly .. 06.01.2018 maturity	100,000.00	
TRB CD paid monthly .. 06.15.2018 maturity	<u>100,000.00</u>	<u>2,400,000.00</u>

Security State Bank & Trust (County Depository)

SSB&T CD paid monthly .. 02.11.2018 maturity	100,000.00	
SSB&T CD paid monthly .. 05.02.2018 maturity	100,000.00	
SSB&T CD paid monthly .. 02.28.2018 maturity	100,000.00	
SSB&T CD paid monthly .. 10.29.2017 maturity	100,000.00	
SSB&T CD paid monthly .. 03.04.2018 maturity	250,000.00	
SSB&T CD paid monthly .. 04.01.2018 maturity	500,000.00	
SSB&T CD paid monthly .. 10.01.2017 maturity	500,000.00	<u>1,650,000.00</u>
		<u>4,050,000.00</u>

GILLESPIE COUNTY, TEXAS

Cash and Investment Balances All Funds Managed by County Treasurer

For Period Ended August 31, 2017

CHECKING and INVESTMENT ACCOUNTS <small>(continued)</small>				
INVESTMENT POOLS ... Investment Service For Public Funds				
TexPool				
GENERAL ... Multi-Fund Account	3,516,304.96			
Deposit In Process	0.00			
Monies In Transit	<u>0.00</u>	<u>3,516,304.96</u>		
COB SERIES 2001/GORefunding SERIES 2010 ... Interest & Sinking	717.14			
Deposit In Process	0.00			
Monies In Transit	<u>0.00</u>	<u>717.14</u>		
GOB SERIES 2013 ... Jail Project	0.00			
Deposit In Process	0.00			
Monies In Transit	<u>0.00</u>	<u>0.00</u>		
TexPool sub-total			<u>3,517,022.10</u>	
Texas Class				
GOB SERIES 2013 ... Jail Project	255,338.07			
Deposit In Process	0.00			
Monies In Transit	<u>0.00</u>	<u>255,338.07</u>	<u>3,772,360.17</u>	
CHANGE FUNDS				
Under General Fund (F.10)				
Tax Office ... Teller Drawers (4)	1,200.00			
Tax Office ... Office Administration	0.00			
County Clerk	100.00			
District Clerk	100.00			
Justice of Peace No 1	200.00			
Justice of Peace No 2	200.00			
Pioneer Memorial Library	100.00			
Sheriff ... Administration	50.00			
Sheriff ... Jail Operations	50.00			
County Treasurer	1,000.00			
County Warehouse	<u>0.00</u>	<u>3,000.00</u>		
Under Sheriff Seizure (F.30)				
Sheriff ... Administrative Office	<u>2,000.00</u>	<u>2,000.00</u>		
Under County Attorney Hot Check (F.80)				
County Attorney	<u>50.00</u>	<u>50.00</u>	<u>5,050.00</u>	21,133,675.52


GILLESPIE COUNTY, TEXAS

**Cash and Investment Balances
 All Funds Managed by County Treasurer**

For Period Ended August 31, 2017

DISTRICT CLERK HOLDING				
HOLDING ACCOUNT (s)		CASH and INVESTMENTS		
holding account(s)	<u>17,173.17</u>	<u>17,173.17</u>	<u>17,173.17</u>	<u>17,173.17</u>
INVESTMENT POOLS ... Investment Service For Public Funds				
TEXPOOL ... DISTRICT CLERK HOLDING	17,173.17			
Deposit In Process	0.00			
Monies In Transit	<u>0.00</u>	<u>17,173.17</u>	<u>17,173.17</u>	<u>17,173.17</u>

COUNTY CLERK HOLDING				
HOLDING ACCOUNT (s)		CASH and INVESTMENTS		
holding account(s)	<u>121,630.94</u>	<u>121,630.94</u>	<u>121,630.94</u>	<u>121,630.94</u>
INVESTMENT POOLS ... Investment Service For Public Funds				
TEXPOOL ... COUNTY CLERK HOLDING	121,630.94			
Deposit In Process	0.00			
Monies In Transit	<u>0.00</u>	<u>121,630.94</u>	<u>121,630.94</u>	<u>121,630.94</u>



 Laura Lundquist, cert. clt
 Gillespie County Treasurer
 Gillespie County, Texas

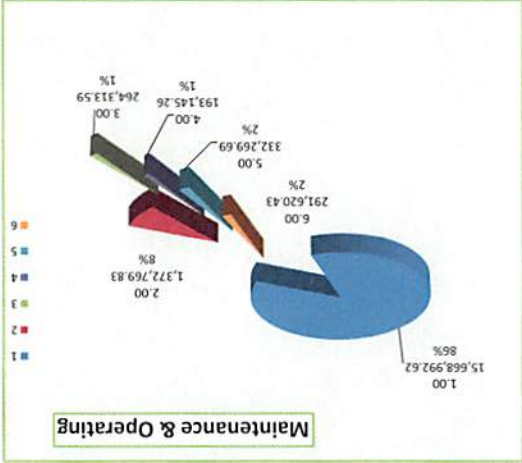
STATEMENT OF
GILCHRIST COUNTY, TEXAS
Receipts, Disbursements, Electronic Funds Transfers, Payroll, Interfund Allocations, Adjustments, and Time Investments
of County Funds Managed by County Treasurer
For the Period Ended August 31, 2017

Cash	Balance as of 07/31/2017	Receipts	Disbursements	Electronic Fund Transfers	Payroll	Total Disbursements	Interfund Allocations In	Interfund Allocations Out	Adjustments FY2017	Adjustments YE as of 08/31/2017	Cash Balances as of 08/31/2017	Time Investments as of 08/31/2017	Adjusted Cash Balance as of 08/31/2017	For Current Account Period
------	--------------------------	----------	---------------	---------------------------	---------	---------------------	--------------------------	---------------------------	--------------------	---------------------------------	--------------------------------	-----------------------------------	--	----------------------------

GENERAL AND ROAD & BRIDGE ... Maintenance & Operating Funds														
F10 General	16,406,280.38	421,575.86	544,692.21	318,509.22	295,662.19	1,158,863.62			15,668,992.62	4,050,000.00	11,618,992.62	F10 General	15,668,992.62	
Road & Bridge Funds	2,250,276.76	38,260.53	10,923.45		2,844.01	13,767.46	900,000.00		1,372,769.83		1,372,769.83	F15 County Wide	1,372,769.83	
F16 Precinct No 1	102,020.71	7,993.42	39,973.06		16,777.48	56,750.54	211,050.00		264,313.59		264,313.59	F16 Precinct No 1	264,313.59	
F17 Precinct No 2	22,722.99	2,177.73	26,142.77		15,242.69	41,385.46	211,590.00		193,145.26		193,145.26	F17 Precinct No 2	193,145.26	
F18 Precinct No 3	126,423.71	368.30	19,943.10		21,179.22	41,122.32	246,600.00		332,269.69		332,269.69	F18 Precinct No 3	332,269.69	
F19 Precinct No 4	181,829.09	322.14	104,669.27		16,621.53	121,290.80	230,760.00		291,620.43	2,454,118.80	291,620.43	F19 Precinct No 4	291,620.43	
Sub-Total R&B	2,683,273.26	45,162.12	201,651.65		72,664.93	274,316.56	900,000.00		0.00	0.00	2,454,118.80	Sub-Total R&B	2,454,118.80	
Sub-Totals	19,089,653.64	466,737.98	746,343.86	318,509.22	368,327.12	1,433,180.20	900,000.00	900,000.00	0.00	18,123,111.42	4,050,000.00	14,073,111.42	Sub-Totals	15,668,992.62
General / Road & Bridge ... Maintenance & Operating Funds														

Maintenance & Operating
Cash Balances by Fund
As of August 31, 2017

General Fund	15,668,992.62
F15 County Wide	1,372,769.83
F16 Precinct No 1	264,313.59
F17 Precinct No 2	193,145.26
F18 Precinct No 3	332,269.69
F19 Precinct No 4	291,620.43
	18,123,111.42



GILLESPIE COUNTY, TEXAS
STATEMENT OF
Receipts, Disbursements, Electronic Funds Transfers, Payroll, Interfund Allocations, Adjustments, and Time Investments
of County Funds Managed by County Treasurer

For the Period Ended August 31, 2017

For Current Account Period	Cash Balance as of 07.31.2017	Receipts	Disbursements	Electronic Fund Transfers	Payroll	Total Disbursements	Interfund Allocations In	Interfund Allocations Out	FY2017 Adjustments	FY2016 YE Adjustments	Cash Balances as of 08.31.2017	Time Investments	Adjusted Cash Balance as of 08.31.2017	For Current Account Period
SPECIAL REVENUE														
F20 Law Library	3,892.87		1,855.00			1,855.00					2,037.87		2,037.87	F20 Law Library
F21 Lateral Road Precinct Depts														F21 Lateral Road Precinct Depts
Precinct No 1	6,658.22					0.00					6,658.22		6,658.22	Precinct No 1
Precinct No 2	6,683.25					0.00					6,683.25		6,683.25	Precinct No 2
Precinct No 3	6,658.22					0.00					6,658.22		6,658.22	Precinct No 3
Precinct No 4	6,658.22					0.00					6,658.22		6,658.22	Precinct No 4
F24 Probate														F24 Probate
Training	4,228.24	387.53				0.00					4,615.77		4,615.77	Training
Guardianship Program	31,168.70					0.00					31,168.70		31,168.70	Guardianship Program
F25 Court Reporter Service	2,666.11		2,655.50			2,655.50					10.61		10.61	F25 Court Reporter Service
F28 County Records Mgmt	78,263.41					0.00					78,263.41		78,263.41	F28 County Records Mgmt
F29 County Clerk Records Mgmt	162,937.79		7,756.28		1,758.05	9,514.33					153,423.46		153,423.46	F29 County Clerk Records Mgmt
F30 Sheriff Forfeiture	47,819.40	49.28	1,200.00			1,200.00					46,668.68		46,668.68	F30 Sheriff Forfeiture
F93 Sheriff Abandoned Vehicle	1,213.69	1.28				0.00					1,214.97		1,214.97	F93 Sheriff Abandoned Vehicle
F31 Justice Court Bldg Security	33,509.47					0.00					33,509.47		33,509.47	F31 Justice Court Bldg Security
F32 Courthouse Security	32,005.48					0.00					32,005.48		32,005.48	F32 Courthouse Security
F34 District Clerk Records Mgmt	10,208.00					0.00					10,208.00		10,208.00	F34 District Clerk Records Mgmt
F35 County & District Courts Technology	23,739.70					0.00					23,739.70		23,739.70	F35 County & District Courts Technology
F36 Occupancy Tax	598,099.09	79,827.26				0.00					677,926.35		677,926.35	F36 Occupancy Tax
F37 Pretrial Intervention	135,025.71	1,000.00				0.00					136,025.71		136,025.71	F37 Pretrial Intervention
F51 Justice Court Technology	128,482.32					0.00					128,482.32		128,482.32	F51 Justice Court Technology
F72 Airport Operating	579,192.83	11,903.06	18,219.87		6,435.29	24,655.16					566,440.73		566,440.73	F72 Airport Operating
F78 LEOSE -Sheriff	8,776.82					0.00					8,776.82		8,776.82	F78 LEOSE -Sheriff
F79 LEOSE- Constable 1	9,385.42					0.00					9,385.42		9,385.42	F79 LEOSE- Constable 1
F82 LEOSE-Constable 2	7,331.75					0.00					7,331.75		7,331.75	F82 LEOSE-Constable 2
F81 Tax Assessor-M V I	106.75					0.00					106.75		106.75	F81 Tax Assessor-M V I
F40 Sheriff Equitable Sharing	1,214.15	1.28				0.00					1,215.43		1,215.43	F40 Sheriff Equitable Sharing
Sub-Totals Special Revenue	1,925,925.61	93,169.69	31,686.65	0.00	8,193.34	39,879.99	0.00	0.00	0.00	0.00	1,979,215.31	0.00	1,979,215.31	Sub-Totals Special Revenue

GILLESPIE COUNTY, TEXAS
STATEMENT OF
Receipts, Disbursements, Electronic Funds Transfers, Payroll, Interfund Allocations, Adjustments, and Time Investments
of County Funds Managed by County Treasurer

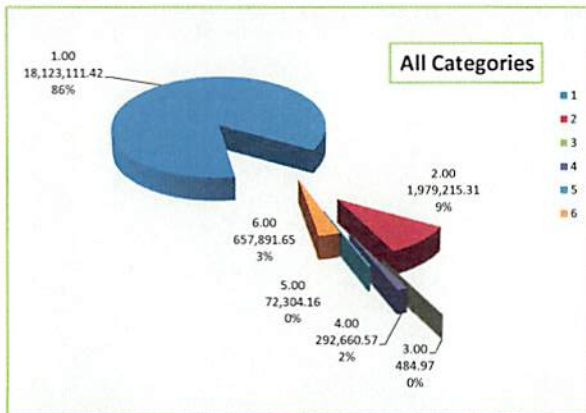
For the Period Ended August 31, 2017

For Current Account Period	Cash Balance as of 07.31.2017	Receipts	Disbursements	Electronic Fund Transfers	Payroll	Total Disbursements	Interfund Allocations In	Interfund Allocations Out	FY2017 Adjustments	FY2016 YE Adjustments	Cash Balances as of 08.31.2017	Time Investments	Adjusted Cash Balance as of 08.31.2017	For Current Account Period
SPECIAL REVENUE ... GRANTS														
F11 Grants ... General - Energy Efficiency	0.00					0.00					0.00		0.00	F11 Grants ... General - Energy Efficiency
F11 Grants ... Law Enforcement, Emergency Services P25 Compliant Radio	0.00					0.00					0.00		0.00	F11 Grants ... Law Enforcement, Emergency Services P25 Compliant Radio
F54 PML ... Loan Star Grant	258.39					0.00					258.39		258.39	F54 PML ... Loan Star Grant
F54 PML ... PAC-HUG Grant	211.40					0.00					211.40		211.40	F54 PML ... PAC-HUG Grant
F71 Airport Capital Project Grant	15.18					0.00				0.00	15.18		15.18	F71 Airport Capital Project Grant
Sub-Totals Special Revenue ... Grants	484.97	0.00	0.00	0.00	0.00	0.00	0.00	0.00	0.00	0.00	484.97	0.00	484.97	Sub-Totals Special Revenue ... Grants
CERTIFICATES OF OBLIGATION BONDS and GENERAL OBLIGATION BONDS ... Project Operating Accounts														
F61 GOB Series 2013 ... Jail Project	292,355.17	305.40				0.00					292,660.57		292,660.57	F61 GOB Series 2013 ... Jail Project
Sub-Totals COB ... GOB Operating	292,355.17	305.40	0.00	0.00	0.00	0.00	0.00	0.00	0.00	0.00	292,660.57	0.00	292,660.57	Sub-Totals COB ... GOB Operating
CERTIFICATES OF OBLIGATION BONDS and GENERAL OBLIGATION BONDS ... Interest & Sinking Accounts														
F62 GOB Series 2013 ... Interest & Sinking	277,161.23	3,822.18		232,125.00		232,125.00					48,858.41		48,858.41	F62 GOB Series 2013 ... Interest & Sinking
F53 COB Series 2001 / GOB Refunding Series 2013 ... Interest & Sinking	33,046.51	769.24		10,370.00		10,370.00					23,445.75		23,445.75	F53 COB Series 2001 / GOB Refunding Series 2013 ... Interest & Sinking
Sub-Totals COB ... GOB I&S	310,207.74	4,591.42	0.00	242,495.00	0.00	242,495.00	0.00	0.00	0.00	0.00	72,304.16	0.00	72,304.16	Sub-Totals COB ... GOB I&S

**GILLESPIE COUNTY, TEXAS
STATEMENT OF
Receipts, Disbursements, Electronic Funds Transfers, Payroll, Interfund Allocations, Adjustments, and Time Investments
of County Funds Managed by County Treasurer**

For the Period Ended August 31, 2017

For Current Account Period	Cash Balance as of 07.31.2017	Receipts	Disbursements	Electronic Fund Transfers	Payroll	Total Disbursements	Interfund Allocations In	Interfund Allocations Out	FY2017 Adjustments	FY2016 YE Adjustments	Cash Balances as of 08.31.2017	Time Investments	Adjusted Cash Balance as of 08.31.2017	For Current Account Period
TRUST and AGENCY														
F22 Criminal Justice	1,177.51	990.00				0.00					2,167.51		2,167.51	F22 Criminal Justice
F27 Waste Water	550.00	240.00				0.00					790.00		790.00	F27 Waste Water
F80 County Attorney Hot Check	10,911.12	1,953.44	2,671.89			2,671.89					10,192.67		10,192.67	F80 County Attorney Hot Check
F89 McDermott (PML)	111,163.36	117.51				0.00					111,280.87		111,280.87	F89 McDermott (PML)
F92 Breiten (PML)	193,549.27	204.59				0.00					193,753.86		193,753.86	F92 Breiten (PML)
F85 Justice Of Peace 1	43,144.97	37,888.19	3,460.90			3,460.90					77,572.26		77,572.26	F85 Justice Of Peace 1
F86 Justice Of Peace 2	13,399.80	17,366.62	190.00			190.00					30,576.42		30,576.42	F86 Justice Of Peace 2
F83 Appellate Judicial	1,166.93	0.93				0.00					1,167.86		1,167.86	F83 Appellate Judicial
F84 Alternative Dispute Resolution	2,695.00		1,960.00			1,960.00					735.00		735.00	F84 Alternative Dispute Resolution
F90 Unclaimed Monies	57,075.87					0.00					57,075.87		57,075.87	F90 Unclaimed Monies
F94 County Clerk Operating	56,446.04	58,284.26				0.00					114,730.30		114,730.30	F94 County Clerk Operating
F95 District Clerk Operating	43,180.55	19,347.48	4,679.00			4,679.00					57,849.03		57,849.03	F95 District Clerk Operating
Sub-Totals Trust and Agency	534,460.42	136,393.02	12,961.79	0.00	0.00	12,961.79	0.00	0.00	0.00	0.00	657,891.65	0.00	657,891.65	Sub-Totals Trust and Agency
TOTALS ALL FUNDS	22,152,987.55	701,197.51	790,992.30	561,004.22	376,520.46	1,728,516.98	900,000.00	900,000.00	0.00	0.00	21,125,668.08	4,050,000.00	17,075,668.08	TOTALS ALL FUNDS

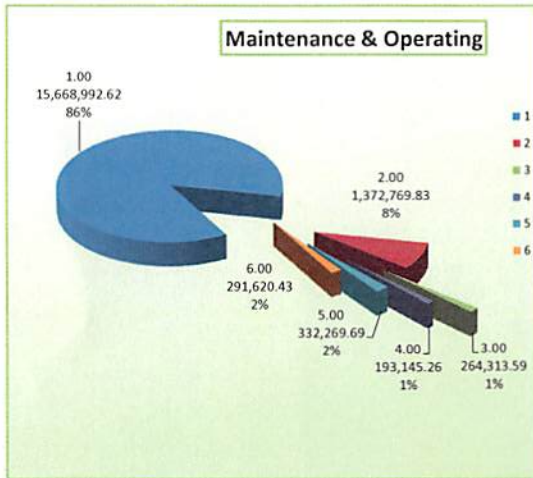


18,123,111.42	Maintenance & Operating
1,979,215.31	Special Revenue
484.97	Special Revenue ... Grants
292,660.57	Certificates of Obligation Bonds & General Obligation Bonds ... Project Operating
72,304.16	Certificates of Obligation Bonds & General Obligation Bonds ... Interest & Sinking
657,891.65	Trust and Agency
\$ 21,125,668.08	

GILLESPIE COUNTY, TEXAS
STATEMENT OF
Receipts, Disbursements, Electronic Funds Transfers, Payroll, Interfund Allocations, Adjustments, and Time Investments
of County Funds Managed by County Treasurer

Fiscal Year to Date as of Period Ended August 31, 2017

For Current Account Period	Cash Balance as of 09.30.2016	Receipts	Disbursements	Electronic Fund Transfers	Payroll	Total Disbursements	Interfund Allocations In	Interfund Allocations Out	FY2017 Adjustments	FY2016 YE Adjustments	Cash Balances as of 08.31.2017	Time Investments	Adjusted Cash Balance as of 08.31.2017	For Current Account Period
GENERAL and ROAD & BRIDGE ... Maintenance & Operating Funds														GENERAL and ROAD & BRIDGE ... Maintenance & Operating Funds
F10 General	12,334,694.04	16,953,410.23	6,991,762.65	3,063,326.00	3,563,447.55	13,618,536.20			(575.45)		15,668,992.62	4,050,000.00	11,618,992.62	F10 General
Road & Bridge Funds														Road & Bridge Funds
F15 County Wide	348,372.04	3,338,056.61	479,701.14		33,957.68	513,658.82		1,800,000.00			1,372,769.83		1,372,769.83	F15 County Wide
F16 Precinct No 1	299,702.39	78,395.87	336,782.62		199,102.05	535,884.67	422,100.00				264,313.59		264,313.59	F16 Precinct No 1
F17 Precinct No 2	306,892.17	85,222.09	420,125.58		202,023.42	622,149.00	423,180.00				193,145.26		193,145.26	F17 Precinct No 2
F18 Precinct No 3	298,810.08	32,487.83	249,400.65		242,827.57	492,228.22	493,200.00				332,269.69		332,269.69	F18 Precinct No 3
F19 Precinct No 4	298,831.13	81,245.83	351,775.86		198,200.67	549,976.53	461,520.00				291,620.43		291,620.43	F19 Precinct No 4
Sub-Total R&B	1,552,607.81	3,615,408.23	1,837,785.85	0.00	876,111.39	2,713,897.24	1,800,000.00	1,800,000.00	0.00	0.00	2,454,118.80	0.00	2,454,118.80	Sub-Total R&B
Sub-Totals General / Road & Bridge ... Maintenance & Operating Funds														Sub-Totals General / Road & Bridge ... Maintenance & Operating Funds
	13,887,301.85	20,568,818.46	8,829,548.50	3,063,326.00	4,439,558.94	16,332,433.44	1,800,000.00	1,800,000.00	(575.45)	0.00	18,123,111.42	4,050,000.00	14,073,111.42	



Maintenance & Operating Cash Balances by Fund As of August 31, 2017

15,668,992.62	General Fund
1,372,769.83	F15 County Wide
264,313.59	F16 Precinct No 1
193,145.26	F17 Precinct No 2
332,269.69	F18 Precinct No 3
291,620.43	F19 Precinct No 4
\$ 18,123,111.42	

**STATEMENT OF
GILLESPIE COUNTY, TEXAS
Receipts, Disbursements, Electronic Funds Transfers, Payroll, Interfund Allocations, Adjustments, and Time Investments
of County Funds Managed by County Treasurer**

Fiscal Year to Date as of Period Ended August 31, 2017

For Current Account Period	Balance as of	Receipts	Disbursements	Electronic Fund Transfers	Payroll	Total Disbursements	In Interfund Allocations	In Interfund Allocations	Interfund Allocations Out	Adjustments FY2017	FY2016 YE Adjustments	Balance as of	Time Investments	Cash Balance as of	For Current Account Period
	09/30/2016											08/31/2017		Adjusted	08/31/2017

SPECIAL REVENUE															
F20 Law Library	2,467.24	13,615.00	14,044.37			14,044.37						2,037.87		2,037.87	
F21 Lateral Road Precinct															
Dep'ts															
Precinct No 1	13,291.39	6,658.22	13,291.39			13,291.39						6,658.22		6,658.22	
Precinct No 2	25.04	6,658.21				6,658.21						6,683.25		6,683.25	
Precinct No 3	6,658.22	6,658.22	6,658.22			6,658.22						6,658.22		6,658.22	
Precinct No 4	0.00	6,658.22				6,658.22						6,658.22		6,658.22	
F24 Probate															
Training	4,299.77	828.53	512.53			512.53						4,615.77		4,615.77	
Guardianship Program	28,228.70	2,940.00	2,940.00			2,940.00						31,168.70		31,168.70	
F25 Court Reporter	3,248.11	3,525.00	6,762.50			6,762.50						10.61		10.61	
F28 County Records Mgmt	69,004.06	9,259.35										78,263.41		78,263.41	
F29 County Clerk Records Mgmt	117,867.78	58,785.00	7,784.15		15,445.17	23,229.32						153,423.46		153,423.46	
F30 Sheriff Forfeiture	41,956.71	2,465.75	7,177.72			2,465.75						46,668.68		46,668.68	
F33 Sheriff Abandoned Vehicle	1,206.15	8.82				8.82						1,214.97		1,214.97	
F30 Sheriff Forfeiture	41,956.71	2,465.75	7,177.72			2,465.75						46,668.68		46,668.68	
F31 Justice Court Bldg Security	31,719.70	1,789.77				1,789.77						33,509.47		33,509.47	
F32 Courthouse Security	17,774.07	14,231.87	0.46			0.46						32,005.48		32,005.48	
F34 District Clerk Records Mgmt	8,791.19	1,416.81				1,416.81						10,208.00		10,208.00	
F34 District Clerk Records	10,208.00											10,208.00		10,208.00	
F35 County & District Courts Technology	20,360.61	3,379.09				3,379.09						23,739.70		23,739.70	
F36 Occupancy Tax	608,412.96	534,670.07	465,156.68			465,156.68						677,926.35		677,926.35	
F37 Pretrial Intervention	127,525.71	8,500.00				8,500.00						136,025.71		136,025.71	
F51 Justice Court Technology	121,167.37	7,314.95				7,314.95						128,482.32		128,482.32	
F72 Airport Operating	952,258.99	200,578.38	509,323.65		77,072.99	586,396.64						566,440.73		566,440.73	
F78 LEOSE - Sheriff	5,436.41	3,340.41				3,340.41						8,776.82		8,776.82	
F79 LEOSE- Constable 1	8,702.83	682.59				682.59						9,385.42		9,385.42	
F82 LEOSE-Constable 2	6,649.16	682.59				682.59						7,331.75		7,331.75	
F81 Tax Assessor-M V I	1,206.61	106.75				106.75						1,215.43		1,215.43	
F40 Sheriff Equitable Sharing	1,206.61	8.82				8.82						1,215.43		1,215.43	
Sub-Totals	2,198,365.53	1,025,999.70	1,118,517.86	0.00	92,518.16	1,118,517.86	0.00	0.00	0.00	0.00	0.00	1,979,215.31	0.00	1,979,215.31	0.00
Sub-Totals	1,979,215.31	1,979,215.31	0.00	0.00	0.00	0.00	0.00	0.00	0.00	0.00	0.00	1,979,215.31	0.00	1,979,215.31	0.00
Special Revenue	1,979,215.31	1,979,215.31	0.00	0.00	0.00	0.00	0.00	0.00	0.00	0.00	0.00	1,979,215.31	0.00	1,979,215.31	0.00

GILLESPIE COUNTY, TEXAS
STATEMENT OF
Receipts, Disbursements, Electronic Funds Transfers, Payroll, Interfund Allocations, Adjustments, and Time Investments
of County Funds Managed by County Treasurer

Fiscal Year to Date as of Period Ended August 31, 2017

For Current Account Period	Cash Balance as of 09.30.2016	Receipts	Disbursements	Electronic Fund Transfers	Payroll	Total Disbursements	Interfund Allocations In	Interfund Allocations Out	FY2017 Adjustments	FY2016 YE Adjustments	Cash Balances as of 08.31.2017	Time Investments	Adjusted Cash Balance as of 08.31.2017	For Current Account Period
----------------------------	-------------------------------	----------	---------------	---------------------------	---------	---------------------	--------------------------	---------------------------	--------------------	-----------------------	--------------------------------	------------------	--	----------------------------

SPECIAL REVENUE ... GRANTS														
F11 Grants ... General - Energy Efficiency	0.00					0.00					0.00		0.00	F11 Grants ... General - Energy Efficiency
F11 Grants ... Law Enforcement, Emergency Services P25 Compliant Radio	0.00					0.00					0.00		0.00	F11 Grants ... Law Enforcement, Emergency Services P25 Compliant Radio
F54 PML .. Loan Star Grant	258.39					0.00					258.39		258.39	F54 PML .. Loan Star Grant
F54 PML .. PAC-HUG Grant	211.40					0.00					211.40		211.40	F54 PML .. PAC-HUG Grant
F71 Airport Capital Project Grant	15.18					0.00				0.00	15.18		15.18	F71 Airport Capital Project Grant
Sub-Totals Special Revenue ... Grants	484.97	0.00	0.00	0.00	0.00	0.00	0.00	0.00	0.00	0.00	484.97	0.00	484.97	Sub-Totals Special Revenue ... Grants

CERTIFICATES OF OBLIGATION BONDS and GENERAL OBLIGATION BONDS ... Project Operating Accounts														
F61 GOB Series 2013 ... Jail Project	290,019.50	2,641.07				0.00					292,660.57		292,660.57	F61 GOB Series 2013 ... Jail Project
Sub-Totals COB ... GOB Operating	290,019.50	2,641.07	0.00	0.00	0.00	0.00	0.00	0.00	0.00	0.00	292,660.57	0.00	292,660.57	Sub-Totals COB ... GOB Operating


CERTIFICATES OF OBLIGATION BONDS and GENERAL OBLIGATION BONDS ... Interest & Sinking Accounts														
F62 GOB Series 2013 ... Interest & Sinking	367,170.78	701,437.63				1,019,750.00					48,858.41		48,858.41	F62 GOB Series 2013 ... Interest & Sinking
F53 COB Series 2001 / GOB Refunding Series 2013 ... Interest & Sinking	60,224.16	141,649.09	750.00			177,677.50					23,445.75		23,445.75	F53 COB Series 2001 / GOB Refunding Series 2013 ... Interest & Sinking
Sub-Totals COB ... GOB I&S	427,394.94	843,086.72	750.00	1,197,427.50	0.00	1,198,177.50	0.00	0.00	0.00	0.00	72,304.16	0.00	72,304.16	Sub-Totals COB ... GOB I&S

GILLESPIE COUNTY, TEXAS
STATEMENT OF
Receipts, Disbursements, Electronic Funds Transfers, Payroll, Interfund Allocations, Adjustments, and Time Investments
of County Funds Managed by County Treasurer

Fiscal Year to Date as of Period Ended August 31, 2017

For Current Account Period	Cash Balance as of 09.30.2016	Receipts	Disbursements	Electronic Fund Transfers	Payroll	Total Disbursements	Interfund Allocations In	Interfund Allocations Out	FY2017 Adjustments	FY2016 YE Adjustments	Cash Balances as of 08.31.2017	Time Investments	Adjusted Cash Balance as of 08.31.2017	For Current Account Period
TRUST and AGENCY														
F22 Criminal Justice	54,932.91	251,721.03	2,059.51	302,426.92		304,486.43					2,167.51		2,167.51	F22 Criminal Justice
F27 Waste Water	730.00	2,380.00	2,320.00			2,320.00					790.00		790.00	F27 Waste Water
F80 County Attorney Hot Check	7,577.51	34,171.92	31,556.76			31,556.76					10,192.67		10,192.67	F80 County Attorney Hot Check
F89 McDermott (PML)	110,471.53	809.34				0.00					111,280.87		111,280.87	F89 McDermott (PML)
F92 Breiten (PML)	201,971.34	1,424.86	9,738.21			9,738.21			95.87		193,753.86		193,753.86	F92 Breiten (PML)
F85 Justice Of Peace 1	35,430.40	174,451.27	132,309.41			132,309.41					77,572.26		77,572.26	F85 Justice Of Peace 1
F88 Justice Of Peace 2	15,777.64	100,918.57	86,119.79			86,119.79					30,576.42		30,576.42	F88 Justice Of Peace 2
F83 Appellate Judicial	1,156.16	1,948.48	1,936.78			1,936.78					1,167.86		1,167.86	F83 Appellate Judicial
F84 Alternative Dispute Resolution	1,857.31	4,980.00	6,102.31			6,102.31					735.00		735.00	F84 Alternative Dispute Resolution
F90 Unclaimed Monies	57,058.39	26.00	8.52			8.52					57,075.87		57,075.87	F90 Unclaimed Monies
F94 County Clerk Operating	54,774.79	323,323.89	263,368.38			263,368.38					114,730.30		114,730.30	F94 County Clerk Operating
F95 District Clerk Operating	48,925.35	96,950.02	88,026.34			88,026.34					57,849.03		57,849.03	F95 District Clerk Operating
Sub-Totals Trust and Agency	590,663.33	993,105.38	623,546.01	302,426.92	0.00	925,972.93	0.00	0.00	95.87	0.00	657,691.65	0.00	657,691.65	Sub-Totals Trust and Agency

TOTALS ALL FUNDS	17,394,230.12	23,307,019.27	10,479,844.21	4,563,180.42	4,532,077.10	19,676,101.73	1,800,000.00	1,800,000.00	(479.58)	0.00	21,125,668.08	4,050,000.00	17,075,668.08	TOTALS ALL FUNDS
------------------	---------------	---------------	---------------	--------------	--------------	---------------	--------------	--------------	----------	------	---------------	--------------	---------------	------------------



**FY2016-2017
GILLESPIE COUNTY, TEXAS
STATEMENT OF
Fund Cash/ Investment Balances of All County Funds Managed By County Treasurer**

FUND DESCRIPTION ACTIVE FUNDS		FY2017	FY2016	FY2015	FY2014	FY2013	FY2012	FY2011	FY2010	FY2009	FY2008	FY2007	FY2006	FY2005
		As of 08.31.2017	As Of Fiscal Year Ending Date											
GENERAL and ROAD & BRIDGE Maintenance & Operating														
F10	General Fund													
	All Departments	15,668,992.62	12,334,694.04	10,425,972.66	9,427,791.73	7,929,967.87	6,382,410.44	7,099,577.50	8,058,141.42	9,262,263.41	8,857,295.99	7,871,493.01	6,391,051.39	4,764,571.70
Road & Bridge														
F15	County Wide	1,372,769.83	348,372.04	341,842.65	378,620.01	285,411.34	269,007.62	247,933.84	231,323.63	415,645.89	590,087.10	266,135.87	214,879.76	325,631.63
F16	Precinct No 1	264,313.59	299,702.39	268,572.55	241,992.22	241,285.37	245,176.66	314,264.01	419,950.01	310,192.73	159,578.97	288,106.85	214,159.86	146,948.45
F17	Precinct No 2	193,145.26	306,892.17	267,713.97	250,708.69	263,049.77	258,790.65	290,025.28	437,336.83	225,655.61	238,217.17	214,371.88	129,291.12	143,620.74
F18	Precinct No 3	332,269.69	298,810.08	268,676.90	143,588.42	266,091.82	255,513.57	302,798.14	356,974.50	189,553.20	94,153.92	261,697.98	131,482.78	89,710.29
F19	Precinct No 4	291,620.43	298,831.13	269,015.94	228,968.64	296,509.28	242,510.97	296,473.77	334,265.94	297,466.40	205,119.63	294,441.60	144,424.27	87,076.99
	Road & Bridge Sub-Totals	2,454,118.80	1,552,607.81	1,415,822.01	1,243,877.98	1,352,347.58	1,270,999.47	1,451,495.04	1,779,850.91	1,438,513.83	1,287,156.79	1,324,754.18	834,237.79	792,988.10
Sub-Totals General and Road & Bridge Maintenance & Operating		18,123,111.42	13,887,301.85	11,841,794.67	10,671,669.71	9,282,315.45	7,653,409.91	8,551,072.54	9,837,992.33	10,700,777.24	10,144,452.78	9,196,247.19	7,225,289.18	5,557,559.80

**FY2016-2017
GILLESPIE COUNTY, TEXAS
STATEMENT OF
Fund Cash/ Investment Balances of All County Funds Managed By County Treasurer**

FUND DESCRIPTION ACTIVE FUNDS		FY2017	FY2016	FY2015	FY2014	FY2013	FY2012	FY2011	FY2010	FY2009	FY2008	FY2007	FY2006	FY2005
As Of Fiscal Year Ending Date														
SPECIAL REVENUE														
F20	Law Library	2,037.87	2,467.24	7,760.46	13,480.79	22,378.86	28,338.91	39,192.23	43,400.98	41,852.55	42,419.59	40,079.68	36,066.66	31,284.42
F21	Lateral Road Precinct Depts										31,328.62	18,897.94	0.00	12,377.05
	Precinct No 1	6,658.22	13,291.39	6,633.18	0.00	0.00	0.00	0.00	0.00	0.00				
	Precinct No 2	6,683.25	25.04	0.00	0.00	0.00	0.00	0.00	0.00	0.00				
	Precinct No 3	6,658.22	6,658.22	0.00	0.00	0.00	0.00	0.00	0.00	0.00				
	Precinct No 4	6,658.22	0.00	0.00	0.00	0.00	0.00	0.00	0.00	0.00				
F24	Probate Fund													
	Training	4,615.77	4,299.77	4,572.06	4,124.42	4,478.28	3,863.76	4,145.00	3,616.94	3,996.51	3,568.10	3,645.71	3,765.83	3,195.83
	Guardianship Program	31,168.70	28,228.70	25,200.92	22,216.48	19,143.76	15,277.64	12,092.87	8,595.01	5,109.40	2,328.98			
F25	Court Reporter Service	10.61	3,248.11	467.33	236.68	2,457.15	772.43	531.72	3,586.72	3,925.99	4,749.95	4,047.90	5,121.28	5,477.58
F28	County Records Mgt	78,263.41	69,004.06	91,506.18	83,503.81	75,768.96	68,085.54	60,798.05	85,746.02	83,499.27	78,601.53	67,393.03	58,717.22	51,017.76
F29	County Clerk Rcds Mgt	153,423.46	117,867.78	103,515.09	86,517.49	60,025.77	49,201.97	50,654.52	68,198.97	73,472.48	70,443.27	82,242.00	72,150.57	72,669.38
F30	Sheriff Forfeiture	46,668.68	41,956.71	37,627.93	15,712.92	15,899.44	11,441.71	7,858.55	9,611.45	9,686.21	7,929.49	7,672.56	7,249.58	5,649.05
F93	Sheriff Abandoned Vehicle	1,214.97	1,206.15	1,201.61	1,199.37	1,197.57	1,195.50	1,193.43	1,191.12	1,188.59				
F31	Justice Court Bldg Security	33,509.47	31,719.70	29,522.59	27,149.25	24,171.38	21,074.90	18,274.01	14,515.70	10,916.77	7,584.19	4,002.12	1,179.63	
F32	Courthouse Security	32,005.48	17,774.07	2,097.39	12,630.03	44,053.70	71,743.76	102,026.09	130,994.24	144,526.10	135,480.79	121,098.83	107,026.56	97,568.68
F34	Distist Clerk Records Mgmnt	10,208.00	8,791.19	7,114.22	5,630.28	5,335.50	3,698.05	5,990.38	4,439.59	2,786.99	1,052.78	1,379.12	3,360.24	2,440.00
F35	County & District Courts Technology	23,739.70	20,360.61	16,756.67	13,523.64	11,667.87	8,337.60	5,132.39	1,816.93					
F36	Occupacy Tax	677,926.35	608,412.96	538,177.10	447,100.78	390,614.91	338,673.95	308,813.75	320,237.64	317,065.36	247,888.90	119,121.10	0.00	
F37	Pretrial Intervention	136,025.71	127,525.71	123,025.71	123,025.71	122,525.71	114,790.71	66,662.71	28,926.64	13,800.00	7,300.00			
F51	Justice Court Technology	128,482.32	121,167.37	112,119.89	102,554.58	90,599.26	78,070.58	74,024.21	58,891.29	45,290.75	33,688.80	21,166.16	9,714.42	4,805.84
F72	Airport Operating	566,440.73	952,258.99	1,037,772.61	598,769.47	573,788.08	89,165.48	23,728.30	11,341.82	73,880.94	31,324.65	16,738.96	39,251.50	24,529.76
F78	LEOSE-Sheriff	8,776.82	5,436.41	4,028.28	2,058.58	0.00	1,126.08	4,026.08	2,976.21	7,014.12	5,446.60	4,467.33	3,818.12	2,074.71
F79	LEOSE-Constable 1	9,385.42	8,702.83	8,038.15	7,379.00	6,728.73	6,728.73	6,748.73	6,086.06	5,498.36	4,837.67	4,167.79	3,560.06	2,890.67
F82	LEOSE-Constable 2	7,331.75	6,649.16	5,984.48	6,105.88	5,455.61	5,455.61	5,455.61	5,537.84	5,421.92	4,761.23	4,091.35	3,785.87	3,116.48
F81	Tax Assessor M V I	106.75	106.75	106.75	106.75	106.75	106.75	95.92	73.66	73.66	0.00	2,290.79	2,178.41	1,833.73
F40	Sheriff Equitable Sharing	1,215.43	1,206.61	1,202.07	1,200.17									
	Sub-Totals													
	Special Revenue	1,979,215.31	2,198,365.53	2,164,430.67	1,574,226.08	1,476,397.29	917,149.66	797,444.55	809,784.83	849,005.97	720,735.14	522,502.37	356,945.95	320,930.94

**FY2016-2017
GILLESPIE COUNTY, TEXAS
STATEMENT OF
Fund Cash/ Investment Balances of All County Funds Managed By County Treasurer**

FUND DESCRIPTION ACTIVE FUNDS	FY2017	FY2016	FY2015	FY2014	FY2013	FY2012	FY2011	FY2010	FY2009	FY2008	FY2007	FY2006	FY2005
----------------------------------	--------	--------	--------	--------	--------	--------	--------	--------	--------	--------	--------	--------	--------

As Of Fiscal Year Ending Date

SPECIAL REVENUE ... GRANTS													
F11	Grants ... General - Energy Efficiency	0.00	0.00	0.00	0.00	0.00	0.00	38.98					
F11	Grants ... Law Enforcement, Emergency Services P25 Compliant Radio	0.00	0.00	0.00	75,248.14	(78,346.14)	0.00						
F54	PML...Loan Star Grant	258.39	258.39	258.39	258.39	258.39	258.39	258.39	254.04	345.29	522.91	293.50	65.12
F54	PML...PAC-HUG Grant	211.40	211.40	211.40	211.40	211.40	211.40	211.40	211.40	211.06	209.40	6,634.72	6,307.45
F71	Airport Capital Project Grant	15.18	15.18	15.18	15.18	11,795.25							
Sub-Totals													
Special Revenue ... Grants		484.97	484.97	484.97	75,733.11	(66,081.10)	469.79	508.77	465.44	556.35	732.31	6,928.22	6,372.57

CERTIFICATES OF OBLIGATION BONDS and GENERAL OBLIGATION BONDS Operating Accounts													
F61	GOB Series 2013 ... Jail Project	292,660.57	290,019.50	491,873.19	5,249,856.00	13,952,401.46							
Sub-Totals													
COB ... GOB Operating		292,660.57	290,019.50	491,873.19	5,249,856.00	13,952,401.46	0.00	0.00	0.00	0.00	0.00	0.00	0.00

CERTIFICATES OF OBLIGATION BONDS and GENERAL OBLIGATION BONDS Interest & Sinking Accounts													
F62	GOB Series 2013 ... Interest & Sinking	48,858.41	367,170.78	176,091.44	186,733.10	33,431.94							
F53	COB Series 2001 / GOB Refunding Series 2013 ... Interest & Sinking	23,445.75	60,224.16	22,393.57	30,914.07	37,851.74	30,199.42	28,061.84	2,624.28	8,069.04	82,110.37	95,558.09	31,073.48
Sub-Totals													
COB ... GOB I&S		72,304.16	427,394.94	198,485.01	217,647.17	71,283.68	30,199.42	28,061.84	2,624.28	8,069.04	82,110.37	95,558.09	31,073.48

**FY2016-2017
GILLESPIE COUNTY, TEXAS
STATEMENT OF
Fund Cash/ Investment Balances of All County Funds Managed By County Treasurer**

FUND DESCRIPTION ACTIVE FUNDS	FY2017	FY2016	FY2015	FY2014	FY2013	FY2012	FY2011	FY2010	FY2009	FY2008	FY2007	FY2006	FY2005
----------------------------------	--------	--------	--------	--------	--------	--------	--------	--------	--------	--------	--------	--------	--------

As Of Fiscal Year Ending Date

TRUST and AGENCY														
F22	Criminal Justice	2,167.51	54,932.91	54,332.95	56,439.35	62,059.07	51,843.04	61,241.11	72,063.98	65,435.27	86,647.15	71,204.17	56,514.01	47,492.20
F27	Waste Water	790.00	730.00	650.00	610.00	500.00	660.00	450.00	630.00	590.00	910.00	300.00	2,500.00	1,090.00
F80	County Attorney Hot Check	10,192.67	7,577.51	11,784.05	11,142.69	17,676.23	21,388.16	14,191.24	6,555.71	23,288.36	13,177.74	8,791.79	9,641.14	9,240.53
F89	McDermott (PML)	111,280.87	110,471.53	138,721.86	144,339.67	145,002.86	144,748.09	155,460.28	157,606.59	157,267.26	155,991.94	150,937.08	143,185.65	138,423.71
F92	Breiten (PML)	193,753.86	201,971.34	207,231.35	213,777.98	232,518.32	242,104.78	263,175.02	295,903.52	295,266.14	292,871.78	283,381.35	374,330.42	416,034.73
F85	Justice Peace No 1	77,572.26	35,430.40	39,391.40	36,196.17	38,870.87	32,802.78	31,544.44	42,704.30	27,861.46	32,606.50	31,714.74	31,364.72	20,388.07
F86	Justice Peace No 2	30,576.42	15,777.64	16,066.07	25,655.83	23,579.31	23,495.92	25,400.31	30,650.37	26,998.27	29,161.96	34,657.77	22,634.54	22,782.46
F83	Appellate Judicial	1,167.86	1,156.16	777.34	703.81	1,315.45	1,354.03	1,180.92	1,181.94	1,075.75	1,547.53	1,154.53	1,161.47	819.50
F84	Alternative Dispute	735.00	1,857.31	2,195.50	720.00	1,796.86	1,493.98	2,087.71	1,840.22	1,664.85	1,697.66	2,052.55	2,024.68	6,530.00
F90	Unclaimed Monies	57,075.87	57,058.39	54,211.45	55,949.27	50,746.77	48,698.94	47,544.20	47,757.66	46,394.14	43,344.41	36,840.41	5,213.28	4,961.20
F94	County Clerk Operating	114,730.30	54,774.79	42,645.44	43,947.02	33,039.61	38,409.66	32,375.08	41,376.98					
F95	District Clerk Operating	57,849.03	48,925.35	71,669.36	86,979.66	41,113.16	41,651.53	48,532.38	47,975.16					
Sub-Totals Trust & Agency		657,891.65	590,663.33	639,676.77	676,461.45	648,218.51	648,650.91	683,182.69	746,246.43	645,841.50	657,956.67	621,034.39	648,569.91	667,762.40

TOTALS ALL ACTIVE FUNDS														
		21,125,668.08	17,394,230.12	15,336,745.28	18,465,593.52	25,364,535.29	9,249,879.69	10,060,270.39	11,397,113.31	12,204,250.10	11,605,987.27	10,442,270.26	8,268,251.09	6,569,541.83
		FY2017	FY2016	FY2015	FY2014	FY2013	FY2012	FY2011	FY2010	FY2009	FY2008	FY2007	FY2006	FY2005

As Of Fiscal Year Ending Date

**FY2016-2017
GILLESPIE COUNTY, TEXAS
STATEMENT OF
Fund Cash/ Investment Balances of All County Funds Managed By County Treasurer**

FUND DESCRIPTION INACTIVE FUNDS	FY2017	FY2016	FY2015	FY2014	FY2013	FY2012	FY2011	FY2010	FY2009	FY2008	FY2007	FY2006	FY2005
------------------------------------	--------	--------	--------	--------	--------	--------	--------	--------	--------	--------	--------	--------	--------

As of 08.31.2017

As Of Fiscal Year Ending Date

INACTIVE FUNDS														
F99	Light Up The Block			0.00	3.48	3.48	3.48	3.48	3.48	73.05	90.54	47.76	0.00	0.00
F87	Flora Eckert						0.00	0.00	2,633.35	4,511.42	6,484.28	6,274.17	5,951.99	5,682.06
F49	Homeland Security (2)						0.00	0.00	0.00	0.00	0.00	0.00	0.00	0.00
F50	Homeland Security						0.00	0.00	0.00	0.00	0.00	100.00	0.00	
F88	Krikorian						0.00	0.00	28,000.00	26,700.71	25,835.51	25,117.93	24,942.10	
F38	Intoxication/Drug Court						0.00	0.00	0.00	869.40				
F33	Graffiti Eradication						0.00	0.00	0.00	0.00	0.00	0.00	0.00	0.00
F52	COB Series 2001						0.00	0.00	0.00	0.00	0.00	0.00	0.00	0.00
F--	County Court Records Archive...								0.00	0.00	0.00	0.00	0.00	0.00
F55	TIF Grant													
F56	1997 TCHCA-Fbg													
F74	Airport Economic													
F60	Post Office Certificates													
F26	Historical Commission													
F57	Harper-1996TCDP													
F58	Stonewall Grant #2													
F59	Stonewall Grant #1													
F91	DWI Educational													
F73	Airport Master													
F14	Internal Inventory													
TOTALS ALL INACTIVE FUNDS		0.00	0.00	0.00	0.00	0.00	0.00	0.00	2,633.35	32,511.42	34,054.39	32,109.68	31,169.92	30,624.16

TOTALS ALL FUNDS	21,125,668.08	17,394,230.12	15,336,745.28	18,465,593.52	25,364,535.29	9,249,879.69	10,060,270.39	11,399,746.66	12,236,761.52	11,640,041.66	10,474,379.94	8,299,421.01	6,600,165.99
	FY2017	FY2016	FY2015	FY2014	FY2013	FY2012	FY2011	FY2010	FY2009	FY2008	FY2007	FY2006	FY2005
	As of 08.31.2017						As Of Fiscal Year Ending Date						

GILLESPIE COUNTY, TEXAS
STATEMENT OF
Maintenance & Operating Accounts

	FY2017 as of 08.31.2017	FY2016	FY2015	FY2014	FY2013	FY2012	FY2011	FY2010	FY2009	FY2008	FY2007	FY2006	FY2005	FY2004
	As Of Fiscal Year Ending Date													
	Revenues Inclusive Interfund Allocations													
GENERAL and ROAD & BRIDGE Maintenance & Operating														
General M&O														
F10 General Fund	16,953,410.23	15,277,118.38	14,328,862.53	12,755,375.08	12,660,309.58	10,657,906.95	10,270,640.00	10,012,774.28	10,028,550.21	9,924,012.18	9,490,558.36	8,835,351.86	7,552,137.53	6,694,818.95
General Fund Over/(Under) Prior Period	1,676,291.85	948,255.85	1,573,487.45	95,065.50	2,002,402.63	387,266.95	257,865.72	(15,775.93)	104,538.03	433,453.82	655,206.50	1,283,214.33	857,318.58	
General Fund Cumulative Change for Periods Shown	10,258,591.28	8,582,299.43	7,634,043.58	6,060,556.13	5,965,490.63	3,963,068.00	3,575,821.05	3,317,955.33	3,333,731.26	3,228,193.23	2,795,739.41	2,140,532.91	857,318.58	
Road & Bridge M&O														
F15 County Wide	3,338,056.61	2,689,183.71	2,505,423.71	2,340,392.13	2,406,186.26	2,332,689.79	2,238,480.99	2,655,743.60	2,455,013.90	2,407,977.22	1,729,457.34	1,503,999.95	1,460,739.18	1,803,469.90
F16 Precinct No 1	500,495.87	672,953.29	553,250.36	562,311.15	535,823.96	495,287.80	435,659.70	744,672.18	777,666.49	466,454.42	389,503.85	464,726.41	353,441.58	363,007.70
F17 Precinct No 2	508,402.09	559,516.98	501,916.42	470,090.32	458,483.76	393,971.07	360,599.65	696,129.62	488,100.77	437,920.95	414,722.93	340,778.11	382,243.78	249,193.16
F18 Precinct No 3	525,687.83	573,953.02	835,249.40	653,606.04	774,237.93	893,200.46	815,249.25	827,083.23	773,976.99	580,570.58	415,908.20	451,128.21	381,907.46	446,687.99
F19 Precinct No 4	542,765.83	566,899.98	518,659.61	444,169.11	503,497.57	395,510.13	490,546.26	554,193.35	558,733.58	486,036.38	388,009.34	303,825.82	350,971.44	248,722.06
Sub-Total R&B	5,415,408.23	5,082,505.98	4,914,459.50	4,470,568.75	4,678,229.48	4,510,659.26	4,340,535.75	5,477,821.98	5,053,491.73	4,378,959.55	3,337,601.66	3,064,458.50	2,909,303.44	3,111,060.81
Road & Bridge Over/(Under) Prior Period	332,901.25	168,007.48	443,930.75	(207,660.73)	167,570.23	170,123.50	(1,137,286.23)	424,330.25	674,532.18	1,041,357.89	273,143.16	135,155.06	(181,777.37)	
Road & Bridge Cumulative Change for Periods Shown	2,304,327.42	1,971,426.17	1,803,418.69	1,359,487.94	1,567,148.67	1,399,578.44	1,229,454.94	2,366,741.17	1,942,410.92	1,267,878.74	226,520.65	(46,622.31)	(181,777.37)	
Overall Totals General / Road & Bridge M&O	22,368,818.46	20,359,625.36	19,243,362.03	17,225,943.83	17,338,539.06	15,168,566.20	14,611,175.75	15,490,596.26	15,082,041.94	14,302,971.73	12,828,160.02	11,899,810.36	10,481,440.97	9,805,899.76
Overall Over/(Under) Prior Period	2,009,193.10	1,116,263.33	2,017,418.20	(112,595.23)	2,169,972.86	557,390.45	(879,420.51)	408,554.32	779,070.21	1,474,811.71	928,349.66	1,418,369.39	675,541.21	
Overall Cumulative Change for Periods Shown	12,562,918.70	10,553,725.60	9,437,462.27	7,420,044.07	7,532,639.30	5,362,666.44	4,805,275.99	5,684,696.50	5,276,142.18	4,497,071.97	3,022,260.26	2,093,910.60	675,541.21	

GILLESPIE COUNTY, TEXAS
STATEMENT OF
Maintenance & Operating Accounts

	FY2016	FY2016	FY2015	FY2014	FY2013	FY2012	FY2011	FY2010	FY2009	FY2008	FY2007	FY2006	FY2005	FY2004
	as of 08.31.2017													
	As Of Fiscal Year Ending Date													
GENERAL and														
ROAD & BRIDGE														
Maintenance & Operating														
General M&O														
F10 General Fund	13,619,111.65	13,368,397.00	13,330,681.60	11,257,551.22	11,112,752.15	11,375,074.01	11,229,203.92	11,216,896.27	9,623,582.79	8,938,209.20	8,010,116.74	7,208,872.17	7,187,414.03	6,314,580.06
General Fund	250,714.65	37,715.40	2,073,130.38	144,799.07	(262,321.86)	145,870.09	12,307.65	1,593,313.48	685,373.59	928,092.46	801,244.57	21,458.14	872,833.97	
Over/(Under) Prior Period														
General Fund Cumulative Change for Periods Shown	7,304,531.59	7,053,816.94	7,016,101.54	4,942,971.16	4,798,172.09	5,060,493.95	4,914,623.86	4,902,316.21	3,309,002.73	2,623,629.14	1,695,538.68	894,292.11	872,833.97	
Expenditures														
Inclusive Interfund Allocations and Adjustments														
Includes FY2014 year end adjustment of \$75,248.14 from F11 Grants, Law Enforcement														
Road & Bridge M&O														
F15 County Wide	2,313,658.82	2,682,654.32	2,542,201.07	2,247,183.46	2,389,782.54	2,311,616.01	2,221,870.78	2,840,065.86	2,629,455.11	2,084,025.99	1,678,201.23	1,614,751.82	1,644,613.21	1,436,802.68
F16 Precinct No 1	535,884.67	641,823.45	526,670.03	561,604.30	539,715.25	564,375.15	541,345.70	634,914.90	627,052.73	594,982.30	315,556.86	397,515.00	365,672.92	340,012.45
F17 Precinct No 2	622,149.00	520,338.78	484,911.14	482,431.40	454,224.64	425,205.70	507,911.10	484,448.40	500,662.33	414,075.66	329,642.17	355,107.73	325,596.47	313,266.90
F18 Precinct No 3	492,228.22	543,819.84	710,160.92	776,109.44	763,659.68	940,485.03	869,425.61	659,661.93	678,577.71	748,114.64	285,693.00	409,355.72	362,931.51	504,242.39
F19 Precinct No 4	549,976.53	557,084.79	478,612.31	511,709.75	449,492.26	449,472.93	528,338.43	517,393.81	466,386.81	575,358.35	237,992.01	246,478.54	297,748.19	298,140.85
Sub-Total R&B	4,513,897.24	4,945,721.18	4,742,555.47	4,579,038.35	4,566,881.37	4,691,154.82	4,668,891.62	5,136,484.90	4,902,134.69	4,416,555.94	2,847,085.27	3,023,208.81	2,996,562.30	2,892,485.27
Road & Bridge	(431,823.94)	203,165.71	163,517.12	(17,843.02)	(94,273.45)	22,263.20	(467,593.28)	234,350.21	485,577.75	1,569,471.67	(176,123.54)	26,646.51	104,077.03	
Over/(Under) Prior Period														
Road & Bridge Cumulative Change for Periods Shown	1,621,411.97	2,053,235.91	1,850,070.20	1,866,553.08	1,704,396.10	1,798,669.55	1,776,406.35	2,243,999.63	2,009,649.42	1,524,071.67	(45,400.00)	130,723.54	104,077.03	
Overall Totals														
General / Road & Bridge	18,133,008.89	18,314,118.18	18,073,237.07	15,836,589.57	15,709,633.52	16,066,228.83	15,898,095.54	16,353,381.17	14,525,717.48	13,354,766.14	10,857,202.01	10,232,080.98	10,183,976.33	9,207,065.33
M&O	(181,109.29)	240,881.11	2,236,647.50	126,956.05	(356,595.31)	168,133.29	(455,285.63)	1,827,663.69	1,170,951.34	2,497,564.13	625,121.03	48,104.65	976,911.00	
Over/(Under) Prior Period														
Overall Cumulative Change for Periods Shown	8,925,843.56	9,107,052.85	8,666,171.74	6,629,524.24	6,502,568.19	6,859,163.50	6,691,030.21	7,146,315.84	5,318,652.15	4,147,700.81	1,650,136.68	1,025,015.65	976,911.00	

GILLESPIE COUNTY, TEXAS
STATEMENT OF
Maintenance & Operating Accounts

	FY2017 as of 08.31.2017	FY2016	FY2015	FY2014	FY2013	FY2012	FY2011	FY2010	FY2009	FY2008	FY2007	FY2006	FY2005	FY2004
	As Of Fiscal Year Ending Date													
GENERAL and ROAD & BRIDGE Maintenance & Operating	Net Change for Periods Shown Revenues Less Expenditures Inclusive Interfund Allocations and Adjustments													
General M&O														
F10 General Fund	3,334,298.58	1,908,721.38	998,180.93	1,497,823.86	1,547,557.43	(717,167.06)	(958,563.92)	(1,204,121.99)	404,967.42	985,802.98	1,480,441.62	1,626,479.69	364,723.50	380,238.89
General Fund Over/(Under) Prior Period	1,425,577.20	910,540.45	(499,642.93)	(49,733.57)	2,264,724.49	241,396.86	245,558.07	(1,609,089.41)	(580,835.56)	(494,638.64)	(146,038.07)	1,261,756.19	(15,515.39)	
General Fund Cumulative Change for Periods Shown	2,954,059.69	1,528,482.49	617,942.04	1,117,584.97	1,167,318.54	(1,097,405.95)	(1,338,802.81)	(1,584,360.88)	24,728.53	605,564.09	1,100,202.73	1,246,240.80	(15,515.39)	
Road & Bridge M&O														
F15 County Wide	1,024,397.79	6,529.39	(36,777.36)	93,208.67	16,403.72	21,073.78	16,610.21	(184,322.26)	(174,441.21)	323,951.23	51,256.11	(110,751.87)	(183,874.03)	366,667.22
F16 Precinct No 1	(35,388.80)	31,129.84	26,580.33	706.85	(3,891.29)	(69,087.35)	(105,686.00)	109,757.28	150,613.76	(128,527.88)	73,946.99	67,211.41	(12,231.34)	22,995.25
F17 Precinct No 2	(113,746.91)	39,178.20	17,005.28	(12,341.08)	4,259.12	(31,234.63)	(147,311.55)	211,681.22	(12,561.56)	23,845.29	85,080.76	(14,329.62)	56,647.31	(64,093.74)
F18 Precinct No 3	33,459.61	30,133.18	125,088.48	(122,503.40)	10,578.25	(47,284.57)	(54,176.36)	167,421.30	95,399.28	(167,544.06)	130,215.20	41,772.49	18,975.95	(57,554.40)
F19 Precinct No 4	<u>(7,210.70)</u>	<u>29,815.19</u>	<u>40,047.30</u>	<u>(67,540.64)</u>	<u>53,998.31</u>	<u>(53,962.80)</u>	<u>(37,792.17)</u>	<u>36,799.54</u>	<u>92,346.77</u>	<u>(89,321.97)</u>	<u>150,017.33</u>	<u>57,347.28</u>	<u>53,223.25</u>	<u>(49,418.79)</u>
Sub-Total R&B	901,510.99	136,785.80	171,944.03	(108,469.60)	81,348.11	(180,495.57)	(328,355.87)	341,337.08	151,357.04	(37,597.39)	490,516.39	41,249.69	(67,258.86)	218,595.54
Road & Bridge Over/(Under) Prior Period	764,725.19	(35,158.23)	280,413.63	(189,817.71)	261,843.68	147,860.30	(669,692.95)	189,980.04	188,954.43	(528,113.78)	449,266.70	108,508.55	(285,854.40)	
Road & Bridge Cumulative Change for Periods Shown	682,915.45	(81,809.74)	(46,651.51)	(327,065.14)	(137,247.43)	(399,091.11)	(546,951.41)	122,741.54	(67,238.50)	(256,192.93)	271,920.85	(177,345.85)	(285,854.40)	
Overall Totals General / Road & Bridge M&O	4,235,809.57	2,045,507.18	1,170,124.96	1,389,354.26	1,628,905.54	(897,662.63)	(1,286,919.79)	(862,784.91)	556,324.46	948,205.59	1,970,958.01	1,667,729.38	297,464.64	598,834.43
Overall Over/(Under) Prior Period	2,190,302.39	875,382.22	(219,229.30)	(239,551.28)	2,526,568.17	389,257.16	(424,134.88)	(1,419,109.37)	(391,881.13)	(1,022,752.42)	303,228.63	1,370,264.74	(301,369.79)	
Overall Cumulative Change for Periods Shown	3,636,975.14	1,446,672.75	571,290.53	790,519.83	1,030,071.11	(1,496,497.06)	(1,885,754.22)	(1,461,619.34)	(42,509.97)	349,371.16	1,372,123.58	1,068,894.95	(301,369.79)	

GILLESPIE COUNTY, TEXAS
STATEMENT OF
Maintenance & Operating Accounts

	FY2017	FY2016	FY2015	FY2014	FY2013	FY2012	FY2011	FY2010	FY2009	FY2008	FY2007	FY2006	FY2005	FY2004
GENERAL and ROAD & BRIDGE Maintenance & Operating														
F10 General Fund	15,668,992.62	12,334,694.04	10,425,972.66	9,427,791.73	7,929,967.87	6,382,410.44	7,099,577.50	8,058,141.42	9,262,263.41	8,857,295.99	7,871,493.01	6,391,051.39	4,764,571.70	4,399,848.20
General Fund	15,668,992.62	12,334,694.04	10,425,972.66	9,427,791.73	7,929,967.87	6,382,410.44	7,099,577.50	8,058,141.42	9,262,263.41	8,857,295.99	7,871,493.01	6,391,051.39	4,764,571.70	4,399,848.20
General Fund	3,334,298.58	1,908,721.38	998,180.93	1,497,823.86	1,547,557.43	(717,167.06)	(958,563.92)	(1,204,121.99)	404,967.42	985,802.98	1,480,441.62	1,626,479.69	364,723.50	
Over/(Under) Prior Period	3,334,298.58	1,908,721.38	998,180.93	1,497,823.86	1,547,557.43	(717,167.06)	(958,563.92)	(1,204,121.99)	404,967.42	985,802.98	1,480,441.62	1,626,479.69	364,723.50	
General Fund	11,269,144.42	7,934,845.84	6,026,124.46	5,027,943.53	3,530,119.67	1,982,562.24	2,699,729.30	3,658,293.22	4,862,415.21	4,457,447.79	3,471,644.81	1,991,203.19	364,723.50	
Cumulative Change for Periods Shown	11,269,144.42	7,934,845.84	6,026,124.46	5,027,943.53	3,530,119.67	1,982,562.24	2,699,729.30	3,658,293.22	4,862,415.21	4,457,447.79	3,471,644.81	1,991,203.19	364,723.50	
Sub-Total R&B	2,454,118.80	1,552,607.81	1,415,822.01	1,243,877.98	1,352,347.58	1,270,999.47	1,451,495.04	1,438,513.83	1,287,156.79	1,324,754.18	834,237.79	792,988.10	860,246.96	
F15 County Wide	1,372,769.83	348,372.04	341,842.65	378,620.01	285,411.34	269,007.62	247,933.84	231,323.63	415,645.89	590,087.10	266,135.87	214,879.76	325,631.63	509,505.66
F16 Precinct No 1	264,313.59	299,702.39	268,572.55	241,992.22	241,285.37	245,176.66	314,264.01	419,950.01	310,192.73	159,578.97	288,106.85	214,159.86	146,948.45	159,179.79
F17 Precinct No 2	193,145.26	306,892.17	267,713.97	250,708.69	263,049.77	258,790.65	290,025.28	437,336.83	225,655.61	238,217.17	214,371.88	129,291.12	143,620.74	86,973.43
F18 Precinct No 3	332,269.69	298,810.08	268,676.90	143,588.42	266,091.82	255,513.57	302,798.14	366,974.50	189,553.20	94,153.92	261,697.98	131,482.78	89,710.29	70,734.34
F19 Precinct No 4	291,620.43	298,831.13	269,015.94	228,968.64	296,509.28	242,510.97	296,473.77	334,265.94	297,466.40	205,119.63	294,441.60	144,424.27	87,076.99	33,853.74
Road & Bridge M&O	1,372,769.83	348,372.04	341,842.65	378,620.01	285,411.34	269,007.62	247,933.84	231,323.63	415,645.89	590,087.10	266,135.87	214,879.76	325,631.63	509,505.66
Road & Bridge	901,510.99	136,785.80	171,944.03	(108,469.60)	81,348.11	(180,495.57)	(328,355.87)	341,337.08	151,357.04	(37,597.39)	490,516.39	41,249.69	(67,258.86)	
Over/(Under) Prior Period	901,510.99	136,785.80	171,944.03	(108,469.60)	81,348.11	(180,495.57)	(328,355.87)	341,337.08	151,357.04	(37,597.39)	490,516.39	41,249.69	(67,258.86)	
Road & Bridge	1,593,871.84	692,360.85	555,575.05	383,631.02	492,100.62	410,752.51	591,248.08	919,603.95	578,266.87	426,909.83	464,507.22	(26,009.17)	(67,258.86)	
Cumulative Change for Periods Shown	1,593,871.84	692,360.85	555,575.05	383,631.02	492,100.62	410,752.51	591,248.08	919,603.95	578,266.87	426,909.83	464,507.22	(26,009.17)	(67,258.86)	
Overall Totals	18,123,111.42	13,887,301.85	11,841,794.67	10,671,669.71	9,282,315.45	7,653,409.91	8,551,072.54	9,837,992.33	10,700,777.24	10,144,452.78	9,196,247.19	7,225,289.18	5,557,559.80	5,260,095.16
General / Road & Bridge M&O	18,123,111.42	13,887,301.85	11,841,794.67	10,671,669.71	9,282,315.45	7,653,409.91	8,551,072.54	9,837,992.33	10,700,777.24	10,144,452.78	9,196,247.19	7,225,289.18	5,557,559.80	5,260,095.16
Over/(Under) Prior Period	4,235,809.57	2,045,507.18	1,170,124.96	1,389,354.26	1,628,905.54	(897,662.63)	(1,286,919.79)	(662,784.91)	556,324.46	948,205.59	1,970,958.01	1,667,729.38	297,464.64	
Overall	4,235,809.57	2,045,507.18	1,170,124.96	1,389,354.26	1,628,905.54	(897,662.63)	(1,286,919.79)	(662,784.91)	556,324.46	948,205.59	1,970,958.01	1,667,729.38	297,464.64	
Over/(Under) Prior Period	12,883,016.26	8,627,208.69	6,581,699.51	5,411,574.55	4,022,220.29	2,393,314.75	3,290,977.38	4,577,897.17	5,440,682.08	4,884,357.62	3,936,152.03	1,965,194.02	297,464.64	
Cumulative Change for Periods Shown	12,883,016.26	8,627,208.69	6,581,699.51	5,411,574.55	4,022,220.29	2,393,314.75	3,290,977.38	4,577,897.17	5,440,682.08	4,884,357.62	3,936,152.03	1,965,194.02	297,464.64	

As Of Fiscal Year Ending Date

as of
08.31.2017

GILLESPIE COUNTY, TEXAS
STATEMENT OF
Fund Cash/Investment Balances of County Funds
Managed by County Treasurer

Reporting Period for Maintenance & Operating, COB/GOB Operating & I&S, Special Revenue, Special Revenue..Grants, Trust and Agency	FY2017	FY2016	FY2015	FY2014	FY2013	FY2012	FY2011	FY2010	FY2009	FY2008	FY2007	FY2006	FY2005	FY2004	FY2003	FY2002
October	16,272,543.01	14,616,600.12	17,978,164.94	25,230,555.83	8,816,582.93	9,537,288.92	10,782,786.00	11,614,108.61	10,952,885.50	9,958,440.67	7,952,494.30	6,412,175.43	5,710,864.59	5,339,657.00	5,562,776.43	5,033,726.92
November	16,757,237.98	14,967,969.47	17,265,750.38	24,953,535.22	8,890,316.88	9,228,798.73	10,570,060.92	11,537,538.96	10,498,889.31	10,152,409.10	8,025,261.13	6,492,254.19	5,815,771.82	5,220,602.83	5,513,508.58	4,915,333.89
December	18,910,143.59	17,966,511.65	18,099,680.09	26,637,026.05	11,373,696.92	10,169,466.12	11,532,479.69	12,910,952.83	11,682,933.59	10,684,794.29	8,972,555.93	7,597,535.16	6,569,101.79	5,773,095.57	6,725,293.46	5,464,922.96
January	23,410,597.59	21,039,628.80	21,177,485.65	28,516,107.73	13,685,971.08	13,393,446.13	14,318,444.26	15,498,047.87	14,366,261.90	13,481,253.20	11,165,036.24	9,488,659.54	8,523,475.25	7,456,134.19	7,390,382.57	6,921,671.85
February	25,511,306.05	22,828,117.19	22,683,610.22	29,162,422.51	14,892,438.88	14,337,413.69	15,203,602.68	15,956,038.21	15,735,998.80	14,555,820.37	12,335,852.17	10,433,012.87	9,341,225.17	8,739,837.04	8,067,857.08	7,169,069.03
March	24,727,851.29	22,133,022.22	21,915,869.23	28,011,622.33	14,353,262.89	13,961,224.66	14,605,425.43	15,787,975.99	15,568,191.69	14,421,603.69	12,279,235.33	10,316,847.09	9,342,261.49	8,166,505.99	7,877,519.02	6,846,516.10
April	24,068,056.00	21,311,930.04	19,863,672.60	26,965,965.28	14,036,410.76	13,204,240.38	14,182,107.24	14,911,731.87	15,332,630.30	14,171,385.04	12,168,084.51	10,225,221.29	9,153,636.99	7,706,537.20	7,632,850.74	6,879,522.09
May	23,610,457.32	20,969,598.11	19,534,757.94	25,202,625.86	13,381,534.31	12,853,474.81	13,180,018.23	14,443,624.89	14,826,308.29	13,675,832.00	11,856,634.81	10,019,168.98	9,181,379.67	7,645,857.66	7,396,585.22	6,758,604.54
June	22,729,570.69	20,190,779.78	18,530,454.23	23,610,769.72	27,806,922.21	11,927,636.15	12,450,284.14	13,583,948.59	14,202,648.08	13,175,542.95	11,508,032.29	9,433,093.74	8,832,285.06	7,186,622.71	7,107,557.40	6,426,986.33
July	22,152,987.55	19,259,464.27	17,462,407.18	21,673,344.14	26,973,808.70	11,234,719.43	11,652,419.87	13,105,834.49	13,620,954.46	12,336,729.42	11,412,064.22	9,030,022.51	8,376,255.12	6,807,050.38	6,620,898.14	6,217,837.20
August	21,125,668.08	18,177,957.02	16,349,354.15	19,928,413.83	25,790,313.41	10,192,089.49	11,033,361.48	12,483,092.82	12,578,256.55	11,932,892.72	10,883,175.64	8,667,571.59	7,898,769.17	6,509,004.74	5,964,701.17	5,922,921.90
September		17,394,230.12	15,336,745.28	18,465,597.00	25,364,538.77	9,249,883.17	10,060,273.87	11,399,750.14	12,236,834.57	11,640,132.20	10,474,427.70	8,299,421.01	6,600,165.99	5,886,940.47	5,731,396.90	5,654,746.62
					GOB Series 2013, Jail Construction Project, bond funding accounted for sudden increase in balance											
FY Monthly Average	21,752,401.74	19,237,984.07	18,849,829.32	24,863,165.46	17,113,816.48	11,607,473.47	12,464,271.98	13,602,720.44	13,466,899.42	12,515,569.64	10,752,737.86	8,867,915.28	7,945,432.68	6,869,820.48	6,799,277.23	6,184,321.62
Current Reported Month and Fiscal Year To Date																
Over / (Under)																
Same Month Prior Year	2,947,711.06															
Prior Fiscal Year End	3,731,437.96	2,057,484.84	(3,128,851.72)	(6,898,941.77)	16,114,655.60	(810,390.70)	(1,339,476.27)	(837,084.43)	596,702.37	1,165,704.50	2,175,006.69	1,699,255.02	713,225.52	155,543.57	76,650.28	1,570,570.21

GILLESPIE COUNTY, TEXAS
STATEMENT OF
Fund Cash/Investment Balances of County Funds
Managed by County Treasurer

FY2001	FY2000	FY1999	FY1998	FY1997	FY1996	FY1995	FY1994	FY1993	FY1992	FY1991	FY1990	FY1989	FY1988	FY1987	FY1986	FY1985	Month Average All Years	Reporting Period for Maintenance & Operating, COB/GOB Operating & I&S, Special Revenue, Grants, Trust and Agency
4,347,101.24	4,138,349.94	2,869,048.51	2,322,043.99	1,853,442.32	1,554,442.37	1,968,633.68	1,677,992.97	1,738,021.70	1,766,907.01	1,656,979.55	1,479,994.82	1,489,873.32	773,740.58	785,053.51	551,992.07	792,093.37	6,167,798.85	October
4,073,098.62	3,944,234.24	2,806,697.13	2,287,658.80	1,738,403.49	1,588,939.20	2,054,228.71	1,872,272.98	1,664,926.42	1,867,311.17	1,738,597.34	1,603,024.84	1,422,802.33	793,137.76	666,242.80	494,761.58	623,030.66	6,122,563.86	November
4,553,826.12	4,265,123.56	3,467,225.42	2,370,460.19	2,015,412.36	1,553,702.23	2,102,455.14	2,004,155.61	1,927,643.72	2,009,086.57	2,071,100.64	1,749,440.24	1,522,220.64	794,004.97	638,401.65	515,396.75	552,516.53	6,825,526.15	December
5,917,064.54	5,211,901.34	4,747,606.42	3,294,281.32	2,843,260.54	2,472,762.49	2,546,555.68	2,422,956.29	2,234,617.11	2,447,087.69	2,241,349.45	2,187,618.39	1,886,694.05	1,176,726.03	895,393.31	987,264.23	911,641.21	8,310,829.81	January
6,421,291.43	5,911,367.71	5,322,878.29	3,993,869.93	3,407,005.87	2,960,651.56	2,960,114.57	2,786,604.82	2,577,390.38	2,873,613.36	2,643,751.97	2,515,707.05	2,279,290.31	1,697,770.08	1,530,430.47	1,707,926.04	1,288,936.99	9,085,824.93	February
6,255,513.63	5,804,576.79	5,276,473.40	3,867,713.74	3,383,796.71	2,916,434.18	2,701,020.25	2,817,055.25	2,446,335.40	2,811,958.62	2,589,532.80	2,424,636.02	2,300,423.71	1,879,466.93	1,572,385.72	1,654,964.77	1,261,996.19	8,856,946.02	March
6,165,584.41	5,611,303.40	5,147,026.03	3,856,248.10	3,370,510.51	2,844,956.24	2,603,667.16	2,814,731.50	2,446,965.20	2,846,044.26	2,647,946.48	2,446,382.46	2,354,485.13	1,884,438.19	1,647,314.57	1,771,308.72	1,360,124.63	8,594,939.99	April
5,872,305.69	5,597,496.54	5,145,729.29	3,729,564.69	3,275,787.89	2,651,158.09	2,420,785.62	2,795,038.54	2,614,500.86	2,664,830.17	2,595,986.23	2,402,307.66	2,282,817.61	1,897,795.66	1,472,593.18	1,691,409.95	1,210,356.42	8,328,997.78	May
5,398,788.82	5,229,190.33	4,866,201.25	3,531,314.01	2,987,283.92	2,535,222.99	2,084,641.35	2,586,555.11	2,371,095.71	2,474,786.80	2,436,392.72	2,319,796.07	2,217,931.41	1,815,698.58	1,439,666.15	1,551,635.17	1,129,347.73	8,357,833.70	June
4,751,943.98	5,019,100.05	4,695,468.93	3,445,413.11	2,962,321.73	2,375,375.37	2,030,459.33	2,324,665.35	2,086,490.66	2,166,748.69	2,373,369.73	2,247,875.53	2,067,556.08	1,770,363.23	1,314,952.63	1,548,746.47	998,709.28	7,942,919.92	July
4,309,221.50	4,875,181.07	4,508,722.39	3,369,985.56	2,786,747.61	2,218,481.28	1,819,617.83	2,263,605.13	2,029,973.96	2,078,961.54	2,158,156.49	1,995,691.66	1,950,450.68	1,733,930.99	1,181,205.11	1,468,150.68	824,648.71	7,485,089.27	August
4,084,176.41	4,575,232.89	4,394,094.37	3,208,449.92	2,590,681.06	2,088,133.77	1,584,937.70	2,069,733.13	1,872,419.95	1,917,213.24	2,014,947.50	1,766,243.49	1,643,289.78	1,541,576.26	770,951.77	839,823.87	671,522.07	6,607,452.84	September

COB Series 2001
bond final initial revenues
\$2,467,509.10

5,179,159.70	5,016,916.49	4,439,764.29	3,273,083.61	2,767,887.83	2,314,188.31	2,239,759.74	2,369,613.97	2,167,531.76	2,327,045.76	2,264,009.24	2,094,893.19	1,951,484.58	1,479,879.11	1,159,548.41	1,240,115.03	972,077.01		
(491,056.49)	181,138.52	1,185,644.45	617,768.86	492,547.29	513,196.07	(484,795.43)	197,313.18	(44,793.29)	(97,734.26)	248,704.01	122,973.71	101,693.52	770,624.49	(68,872.10)	188,301.80			

NOTE: Rollback election held
April 05, 1986 ... rollback passed

GILLESPIE COUNTY, TEXAS
COUNTY SALES TAX ALLOCATION SUMMARY

March 1988 through FY2017

Period Tax Allocation Received	Tax Collection Period Covered	FY1988	FY1989	FY1990	FY1991	FY1992	FY1993	FY1994	FY1995	FY1996	FY1997	FY1998	FY1999	FY2000	FY2001	FY2002	FY2003	FY2004	FY2005	
October	August	22,614.86	26,581.55	33,537.36	36,992.75	41,801.10	49,891.91	82,743.15	56,486.86	52,039.59	54,937.86	50,951.69	65,241.66	66,865.34	75,743.16	81,978.96	77,478.63	82,681.54		
November	September and 3rd Quarter	43,215.06	44,231.67	43,279.83	50,014.92	55,881.19	64,445.89	64,104.87	61,441.85	62,637.05	66,939.70	74,731.00	69,172.12	86,097.63	88,692.77	87,008.90	94,471.11	103,544.31		
December	October	24,372.61	27,072.59	27,183.79	32,965.97	49,151.47	46,769.97	46,349.36	49,676.22	60,611.06	60,993.07	70,326.26	85,955.47	70,180.00	82,667.48	77,782.13	84,302.14	87,745.88		
January	November	23,143.13	28,570.51	34,886.95	33,040.99	47,672.78	61,026.80	58,115.99	55,693.53	56,392.42	60,499.63	58,712.49	79,145.12	77,326.63	85,504.02	80,568.74	80,680.57	92,483.12		
February	December, 4th Quarter, Yearly	55,088.79	55,601.40	56,692.45	64,014.68	85,296.84	86,415.96	79,879.42	75,116.79	82,205.56	94,754.60	105,116.56	99,795.36	104,689.49	112,735.48	104,067.24	115,871.28	121,222.18		
March	January	10,048.12	19,376.35	22,842.31	27,786.80	30,546.86	42,841.80	37,823.28	44,989.12	55,964.23	49,941.44	54,150.75	58,367.91	72,738.72	61,652.97	77,471.73	65,204.25	71,784.27	85,739.86	
April	February	13,766.26	18,223.31	22,431.61	26,567.86	52,007.16	42,480.30	69,059.85	45,858.42	50,129.00	45,435.42	53,515.01	59,649.70	66,084.12	69,317.65	72,330.32	62,331.14	70,741.63	65,194.79	
May	March and 1st Quarter	37,630.57	41,151.11	44,480.87	46,655.96	31,203.05	66,318.77	57,489.64	64,876.89	62,424.84	71,468.21	69,091.17	91,409.71	96,441.51	93,043.82	94,505.94	93,443.25	102,949.16	112,599.80	
June	April	24,530.57	24,076.76	27,059.33	31,503.80	41,913.33	48,605.58	44,647.36	48,588.21	58,749.69	61,697.08	77,574.05	72,275.15	70,155.54	79,441.16	92,403.56	87,784.45	89,329.15	105,312.44	
July	May	20,139.41	24,953.23	27,959.52	34,719.01	43,922.13	49,464.53	48,368.42	50,605.85	54,962.82	57,092.55	64,608.17	59,958.51	76,576.31	87,695.36	89,767.62	86,277.93	82,641.66	94,818.82	
August	June and 2nd Quarter	46,170.12	46,397.69	50,886.17	50,868.66	58,425.43	73,116.78	67,507.13	66,689.81	59,548.35	72,612.17	84,456.60	98,754.28	91,921.77	118,409.57	90,669.86	95,008.16	113,562.54	120,028.46	
September	July	24,924.06	28,456.24	28,987.84	33,905.34	56,740.88	52,232.41	46,155.60	61,535.89	71,272.01	70,867.09	72,854.10	69,870.60	74,040.54	81,351.52	82,708.52	84,660.29	88,592.39	100,874.13	
Total Per Year		177,209.11	371,069.14	406,705.37	447,587.81	531,788.15	654,863.55	679,601.81	714,336.98	713,466.19	742,999.64	814,374.71	870,123.86	947,268.24	996,071.14	1,045,200.46	1,006,093.44	1,072,404.53	1,172,245.33	
Total All Years		177,209.11	548,278.25	954,983.62	1,402,571.43	1,934,359.58	2,589,223.13	3,268,824.94	3,983,161.92	4,696,628.11	5,439,627.75	6,254,002.46	7,124,126.32	8,071,394.56	9,067,465.70	10,112,666.16	11,118,759.60	12,191,164.13	13,363,409.46	
		\$ Inc / (Dec) Over Prior Year	193,860.03	35,636.23	40,882.44	84,200.34	123,075.40	24,738.26	34,735.17	(870.79)	29,533.45	71,375.07	55,749.15	77,144.38	48,802.90	49,129.32	(39,107.02)	66,311.09	99,840.80	
		% Inc / -Dec Over Prior Year	109.40%	9.60%	10.05%	18.81%	23.14%	3.78%	5.11%	-0.12%	4.14%	9.61%	6.85%	8.87%	5.15%	4.93%	-3.74%	6.59%	9.31%	
		Calendar Year Allocations	CY1987	CY1988	CY1989	CY1990	CY1991	CY1992	CY1993	CY1994	CY1995	CY1996	CY1997	CY1998	CY1999	CY2000	CY2001	CY2002	CY2003	CY2004
			0.00	267,411.64	378,752.42	412,820.54	463,560.47	558,648.27	669,137.56	711,691.42	690,744.53	719,148.96	750,582.57	827,513.03	894,484.16	950,041.96	1,020,031.58	1,044,865.04	1,015,577.33	1,090,124.38
		\$ Inc / (Dec) Over Prior Year		267,411.64	111,340.78	34,068.12	50,739.93	95,087.80	110,489.29	42,553.86	(20,946.89)	28,404.43	31,433.61	76,930.46	66,971.13	55,557.80	69,989.62	24,833.46	(29,287.71)	74,547.05

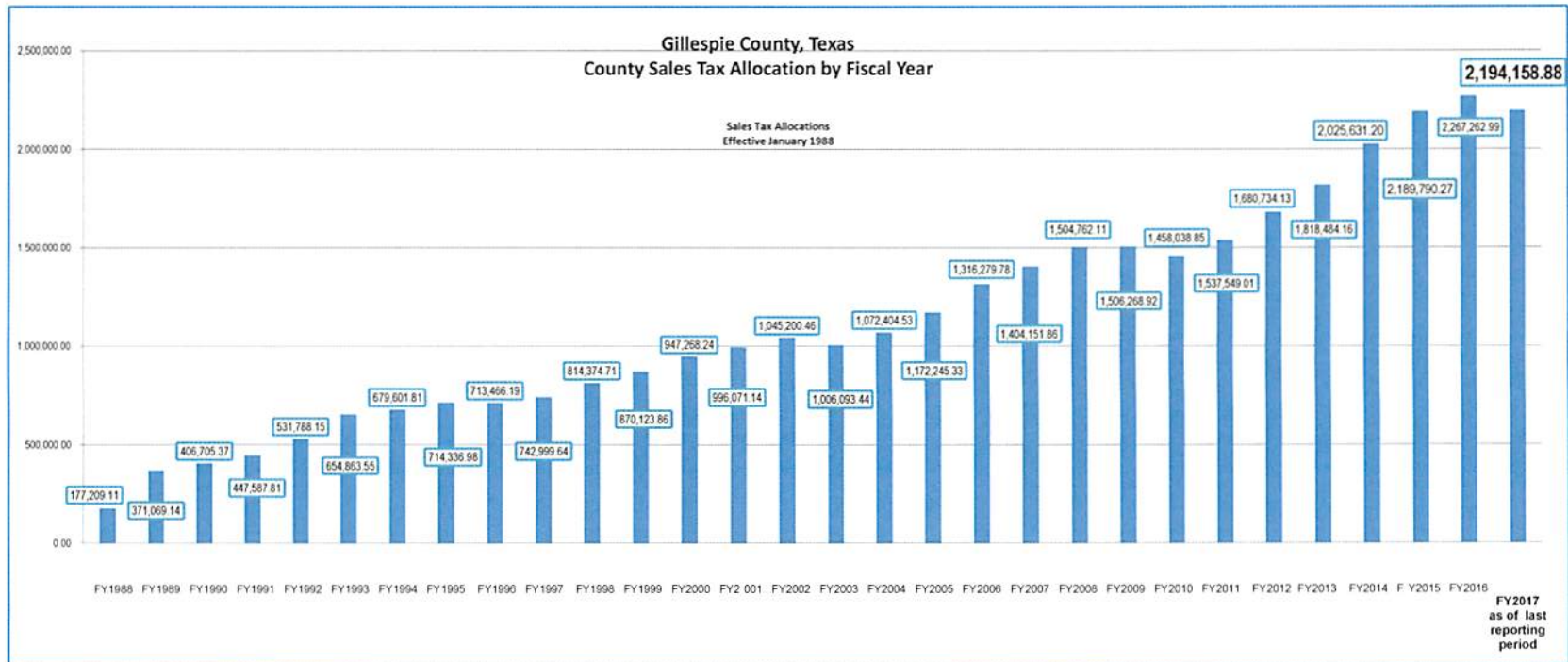
GILLESPIE COUNTY, TEXAS
COUNTY SALES TAX ALLOCATION SUMMARY

March 1988 through FY2017

FY2006	FY2007	FY2008	FY2009	FY2010	FY2011	FY2012	FY2013	FY2014	FY2015	FY2016	FY2017	Tax Collection Period Covered	Period Tax Allocation Received	Overall Average Per Month	FY2017 Over / (Under) Same Period FY2016	
															Month Of	YTD
95,196.86	108,167.81	115,258.59	118,217.21	102,116.77	112,243.87	125,892.57	141,081.58	146,138.99	157,617.68	147,646.21	169,840.22	August	October	86,137.38	22,194.01	22,194.01
110,963.24	122,702.26	130,133.07	134,938.43	123,352.45	139,931.32	131,441.01	134,815.56	165,928.20	184,365.11	192,079.08	196,293.03	September and 3rd Quarter	November	100,925.95	4,213.95	26,407.96
100,977.05	106,040.22	118,582.93	120,353.68	121,763.89	122,844.30	127,081.99	144,995.63	158,611.46	185,647.66	184,958.53	190,144.19	October	December	91,934.72	5,185.66	31,593.62
107,956.62	116,856.59	121,835.04	124,899.65	114,005.56	129,099.90	135,485.95	156,063.01	159,082.75	173,843.05	175,216.35	194,363.03	November	January	93,867.96	19,146.68	50,740.30
137,746.11	151,528.51	158,719.04	156,720.77	152,630.86	164,529.87	171,080.19	193,126.02	202,308.32	223,742.03	254,424.26	264,045.64	December, 4th Quarter, Yearly	February	128,591.92	9,621.38	60,361.68
89,543.91	88,396.24	99,481.19	98,684.79	90,364.94	97,024.18	107,810.68	120,617.71	136,428.71	141,523.60	150,478.20	160,281.99	January	March	75,663.56	9,803.79	70,165.47
87,212.18	92,872.45	104,111.05	99,616.55	93,204.34	92,537.54	118,975.35	134,236.14	146,805.07	146,886.39	161,767.10	178,713.30	February	April	78,735.37	16,946.20	87,111.67
125,621.99	132,335.88	133,405.05	141,709.49	148,772.69	153,252.45	177,882.27	187,322.27	195,085.16	203,013.55	239,591.23	227,716.89	March and 1st Quarter	May	111,429.77	(11,874.34)	75,237.33
109,484.20	113,117.58	133,410.60	129,041.03	127,995.46	129,743.30	144,969.57	152,170.48	189,564.70	184,387.61	187,272.86	201,849.53	April	June	96,287.80	14,576.67	89,814.00
112,088.28	119,846.83	122,196.26	117,201.96	116,809.95	125,153.69	140,436.50	154,274.37	165,319.97	187,207.85	181,228.88	198,574.38	May	July	93,162.36	17,345.50	107,159.50
130,749.36	138,119.40	142,780.87	136,001.87	141,909.04	153,274.75	160,837.54	148,661.30	187,789.04	216,770.81	212,661.23	212,336.68	June and 2nd Quarter	August	112,897.51	(324.55)	106,834.95
108,739.98	116,168.09	124,848.42	128,883.49	125,112.90	117,914.04	138,870.51	151,120.09	172,568.83	184,784.93	179,939.06		July	September	92,378.61		
NOTATION: sales tax allocation was reduced by an audit collection of \$25,072.31. Reflected by a Comprehensive audit showing a 2012 transaction(s) outside the City of Fredericksburg that was incorrectly reported. This also had a large impact upon the State's sales tax revenue... without audit adjustment, net to County would have been no less than \$173,876. 2013.08.08. LL														Annual Average As of Last Full Reporting Year	Over / (Under) Last Year	
1,316,279.78	1,404,151.86	1,504,762.11	1,506,268.92	1,458,038.85	1,537,549.01	1,680,764.13	1,818,484.16	2,025,631.20	2,189,790.27	2,267,262.99	2,194,158.88	Total Per Year		1,105,944.58	(73,104.11)	
14,679,689.24	16,083,841.10	17,588,603.21	19,094,872.13	20,552,910.98	22,090,459.99	23,771,224.12	25,589,708.28	27,615,339.48	29,805,129.75	32,072,392.74	34,266,551.62	Total All Years				
														Annual Average As of Last Full Reporting Year		
														\$ Inc / (Dec) Over Prior Year	74,644.78	
144,034.45	87,872.08	100,610.25	1,506.81	(48,230.07)	79,510.16	143,215.12	137,720.03	207,147.04	164,159.07	77,472.72	(73,104.11)					
12.29%	6.68%	7.17%	0.10%	-3.20%	5.45%	9.31%	8.19%	11.39%	8.10%	3.54%	-3.22%			% Inc / -Dec Over Prior Year		
CY2005	CY2006	CY2007	CY2008	CY2009	CY2010	CY2011	CY2012	CY2013	CY2014	CY2015	CY2016					
1,205,410.75	1,344,052.92	1,433,216.16	1,514,296.84	1,479,992.71	1,485,825.03	1,546,945.29	1,717,241.33	1,868,270.04	2,082,583.00	2,186,843.64	2,298,856.61					
115,286.37	138,642.17	89,163.24	81,080.68	(34,304.13)	5,832.32	61,120.26	170,296.04	151,028.71	214,312.96	104,260.64	112,012.97			\$ Inc / (Dec) Over Prior Calendar Year		

GILLESPIE COUNTY, TEXAS
 COUNTY SALES TAX ALLOCATION SUMMARY

March 1988 through FY2017



**GILLESPIE COUNTY, TEXAS
REPAYMENT OF ERRONEOUS RECEIPT OF SALES AND USE TAX**

**January 1997 Through October 2016
Paid Off September 2016**

	Year 1 1997	Year 2 1998	Year 3 1999	Year 4 2000	Year 5 2001	Year 6 2002	Year 7 2003	Year 8 2004	Year 9 2005	Year 10 2006	Year 11 2007	Year 12 2008	Year 13 2009	Year 14 2010	Year 15 2011	Year 16 2012	Year 17 2013	Year 18 2014	Year 19 2015	Year 20 2016	
Actual Balance At Year Start	211,870.02	201,276.54	190,653.06	180,089.58	169,496.10	158,902.62	148,309.14	137,715.66	127,122.18	116,528.70	105,935.22	95,341.74	84,748.26	74,154.78	63,561.30	52,967.82	42,374.34	31,780.86	21,187.38	10,593.90	
January	2,648.37	2,648.37	2,648.37	2,648.37	2,648.37	2,648.37	2,648.37	2,648.37	2,648.37	2,648.37	2,648.37	2,648.37	2,648.37	2,648.37	2,648.37	2,648.37	2,648.37	2,648.37	2,648.37	2,648.37	2,648.37
April	2,648.37	2,648.37	2,648.37	2,648.37	2,648.37	2,648.37	2,648.37	2,648.37	2,648.37	2,648.37	2,648.37	2,648.37	2,648.37	2,648.37	2,648.37	2,648.37	2,648.37	2,648.37	2,648.37	2,648.37	2,648.37
July	2,648.37	2,648.37	2,648.37	2,648.37	2,648.37	2,648.37	2,648.37	2,648.37	2,648.37	2,648.37	2,648.37	2,648.37	2,648.37	2,648.37	2,648.37	2,648.37	2,648.37	2,648.37	2,648.37	2,648.37	2,648.37
October	2,648.37	2,648.37	2,648.37	2,648.37	2,648.37	2,648.37	2,648.37	2,648.37	2,648.37	2,648.37	2,648.37	2,648.37	2,648.37	2,648.37	2,648.37	2,648.37	2,648.37	2,648.37	2,648.37	2,648.37	2,648.37
Total Remitted To Date	10,593.48	21,186.96	31,780.44	42,373.92	52,967.40	63,560.88	74,154.36	84,747.84	95,341.32	105,934.80	116,528.28	127,121.76	137,715.24	148,308.72	158,902.20	169,495.68	180,089.16	190,682.64	201,276.12	211,870.02	
Actual Balance To Date	201,276.54	190,653.06	180,089.58	169,496.10	158,902.62	148,309.14	137,715.66	127,122.18	116,528.70	105,935.22	95,341.74	84,748.26	74,154.78	63,561.30	52,967.82	42,374.34	31,780.86	21,187.38	10,593.90	(0.00)	
Projected Balance At Year End	201,276.54	190,653.06	180,089.58	169,496.10	158,902.62	148,309.14	137,715.66	127,122.18	116,528.70	105,935.22	95,341.74	84,748.26	74,154.78	63,561.30	52,967.82	42,374.34	31,780.86	21,187.38	10,593.90	0.00	

Gillespie County proposal of repayment (as outlined in letter of October 18, 1996) as accepted by State Comptroller ...
 Gillespie County will make 80 quarterly payments (due first of each month: January, April, July, and October)
 for 20 years beginning January 01, 1997:
 79 quarterly payments of \$2,648.37 each beginning on January 01, 1997 through July 01, 2016 and
 a final payment of \$2,648.79 on October 01, 2016 for a total of \$211,870.02.

Gillespie County, Texas
Hotel Occupancy Tax ... Quarterly Recaps
As of Period Ending August 31, 2017

	Collection/Remittance Period	Collections		Disbursements		Cash Balance	
		HOT & P&I Interest Earnings	Convention & Visitors Bureau	Organizations etc			
FY2017	3rd Quarter 2017		146,598.13			677,926.35	
	Sub-Total	146,598.13	146,598.13	0.00	0.00		
FY2016	2nd Quarter 2017		130,827.26	166,071.00	131,648.00	531,328.22	
	1st Quarter 2017		143,907.88		(755.93)	698,219.96	
	4th Quarter 2016		111,214.19	166,071.00		553,556.15	
	3rd Quarter 2016		142,319.44			608,412.96	
	Sub-Total	65,234.70	528,268.77	332,142.00	130,892.07		
FY2015	2nd Quarter 2016		124,466.03	150,829.00	120,000.00	466,093.52	
	1st Quarter 2016		128,625.32			612,456.49	
	4th Quarter 2015		96,483.07	150,829.00		483,831.17	
	3rd Quarter 2015		115,558.26		(881.94)	538,177.10	
	Sub-Total	44,356.62	465,132.68	301,658.00	119,118.06		
FY2014	2nd Quarter 2015		120,944.22	127,742.50	118,000.00	421,736.90	
	1st Quarter 2015		122,937.00			546,535.18	
	4th Quarter 2014		104,239.90	127,742.50		423,598.18	
	3rd Quarter 2014		120,711.31			447,100.78	
	Sub-Total	95,347.43	468,832.43	255,485.00	118,000.00		
FY2013	2nd Quarter 2014		95,362.58	111,163.00	120,000.00	326,389.47	
	1st Quarter 2014		92,050.01			462,189.89	
	4th Quarter 2013		90,687.97	111,163.00		370,139.88	
	3rd Quarter 2013		82,776.94			390,614.91	
	Sub-Total	18,551.50	360,877.50	222,326.00	120,000.00		
FY2012	2nd Quarter 2013		82,927.36	96,357.50	80,000.00	307,837.97	
	1st Quarter 2013		102,188.41			401,268.11	
	4th Quarter 2012		56,763.25	96,357.50		299,079.70	
	3rd Quarter 2012		69,377.43			338,673.95	
	Sub-Total	38,541.45	311,256.45	192,715.00	80,000.00		
FY2011	2nd Quarter 2012		76,505.61	84,193.50	11,000.00	269,296.52	
	1st Quarter 2012		67,043.98		69,000.00	287,984.41	
	4th Quarter 2011		63,485.70	84,193.50		289,940.43	
	3rd Quarter 2011		62,766.18			310,648.23	
	Sub-Total	21,414.47	269,801.47	168,387.00	80,000.00		
FY2010	2nd Quarter 2011		60,050.07	80,530.57		247,882.05	
	1st Quarter 2011		61,473.10		80,000.00	268,362.55	
	4th Quarter 2010		47,182.38	80,530.57		286,889.45	
	3rd Quarter 2010		67,036.85			320,237.64	
	Sub-Total	(5,318.74)	235,742.40	161,061.14	80,000.00		
FY2009	2nd Quarter 2010		47,363.32	82,089.00	61,500.00	253,200.79	
	1st Quarter 2010		67,910.43			349,426.47	
	4th Quarter 2009		46,539.68	82,089.00		281,516.04	
	3rd Quarter 2009		63,672.15			317,065.36	
	Sub-Total	(192.42)	225,485.58	164,178.00	61,500.00		
FY2008	2nd Quarter 2009		55,182.22			253,393.21	
	1st Quarter 2009		68,196.40	80,854.20		198,210.99	
	4th Quarter 2008		43,834.09	80,854.20		210,868.79	
	3rd Quarter 2008		75,474.18		15,000.00	247,888.90	
	Sub-Total	65,978.49	242,686.89	161,708.40	15,000.00		
FY2007	2nd Quarter 2008		52,205.02	100,000.00		187,414.72	
	1st Quarter 2008		62,603.17			235,209.70	
	4th Quarter 2007		53,485.43			172,606.53	
	3rd Quarter 2007		61,352.43			119,121.10	
	Sub-Total	129,646.05	229,646.05	100,000.00	0.00		
	2nd Quarter 2007		57,271.57			57,768.67	
	1st Quarter 2007		497.10	0.00	0.00	497.10	
	Sub-Total	57,768.67	57,768.67	0.00	0.00		
	Sub-Total			2,059,660.54	804,510.13		
Totals All Years		Revenues	3,542,097.02	Expenditures	2,864,170.67	Net Cash Effect	677,926.35

GILLESPIE COUNTY, TEXAS

GOB Series 2010 Refunding Bonds ... December.2010
 Post COB Series 2001 ... September.2001

Bond Redemptions & Interest Payment Schedule
 February.2011 through February.2021

	Year 1	Year 2	Year 3	Year 4	Year 5	Year 6	Year 7	Year 8	Year 9	Year 10	Year 11	
	2011	2012	2013	2014	2015	2016	2017	2018	2019	2020	2021	
Actual Balance At Year Start	1,839,134.46	1,779,647.50	1,603,672.50	1,429,447.50	1,247,370.00	1,067,992.50	891,727.50	714,050.00				Actual Balance At Year Start
February bonds interest	35,000.00	140,000.00	140,000.00	150,000.00	150,000.00	150,000.00	155,000.00					bonds February interest
August bonds interest	0.00	0.00	0.00	0.00	0.00	0.00	0.00					bonds August interest
Total Remitted To Date	59,486.96	235,461.96	409,686.96	591,764.46	771,141.96	947,406.96	1,125,084.46	1,125,084.46	1,125,084.46	1,125,084.46	1,125,084.46	Total Remitted To Date
Actual Balance To Date	1,779,647.50	1,603,672.50	1,429,447.50	1,247,370.00	1,067,992.50	891,727.50	714,050.00					Actual Balance To Date
Projected Pymnt Per Year	59,486.96	175,975.00	174,225.00	182,077.50	179,377.50	176,265.00	177,677.50	178,540.00	178,865.00	178,670.00	177,975.00	Projected Pymnt Per Year
Projected Balance At Year End	1,779,647.50	1,603,672.50	1,429,447.50	1,247,370.00	1,067,992.50	891,727.50	714,050.00	535,510.00	356,645.00	177,975.00	0.00	Projected Balance At Year End

\$1,988,356.26	COB Series 2001 Debt Service on Refunded Bonds	\$1,590,000.00	Principal	\$1,590,000.00	Series 2010 Sources of Funds..Proceeds of Bonds
\$1,839,134.46	GOB Series 2010 Refunded Bonds	\$249,134.46	interest	\$38,746.50	Cost of Issuance
\$149,221.80	Net savings	\$1,839,134.46	GOB Series 2010, Refunding Bonds	\$1,551,253.50	Deposit to Escrow

Original Certificates of Obligation Bonds Series 2001 payments started February 2002
 Series 2010 Refunding ... Interest and Bond Redemptions due February of each year starting February of 2011
 Series 2010 Refunding ... Interest only due August of each year starting August of 2011

GILLESPIE COUNTY, TEXAS

GOB Series 2013 ... Jail Project

Bond Redemptions Interest Payment Schedule
February.2014 through February.2033

Schedule Bond Redemption & Interest Payment		Initial Receipt of Bonds June.2013	Year 1 2014	Year 2 2015	Year 3 2016	Year 4 2017	Year 5 2018	Year 6 2019	Year 7 2020	Year 8 2021	Year 9 2022	Year 10 2023
Projected Balances At Year Start		20,429,713.00	20,429,713.00	19,408,475.00	18,387,525.00	17,367,275.00	16,347,925.00	15,324,725.00	14,300,875.00	13,279,650.00	12,256,300.00	11,234,800.00
February	bonds	0.00	395,000.00	530,000.00	540,000.00	550,000.00	565,000.00	580,000.00	595,000.00	620,000.00	645,000.00	670,000.00
	interest	0.00	378,113.00	248,125.00	242,825.00	237,425.00	231,925.00	226,275.00	217,575.00	208,650.00	194,700.00	181,800.00
August	bonds	0.00	0.00	0.00	0.00	0.00	0.00	0.00	0.00	0.00	0.00	0.00
	interest	0.00	248,125.00	242,825.00	237,425.00	231,925.00	226,275.00	217,575.00	208,650.00	194,700.00	181,800.00	168,400.00
		0.00	1,021,238.00	1,020,950.00	1,020,250.00	1,019,350.00	1,023,200.00	1,023,850.00	1,021,225.00	1,023,350.00	1,021,500.00	1,020,200.00
Projected Total Remittance		0.00	1,021,238.00	2,042,188.00	3,062,438.00	4,081,788.00	5,104,988.00	6,128,838.00	7,150,063.00	8,173,413.00	9,194,913.00	10,215,113.00
Project Balances At Year End		20,429,713.00	19,408,475.00	18,387,525.00	17,367,275.00	16,347,925.00	15,324,725.00	14,300,875.00	13,279,650.00	12,256,300.00	11,234,800.00	10,214,600.00
Bonds Issued June.2014												
Principal and Interest payments due February of each year starting February of 2014												
Interest only payments due August of each year starting August of 2014												

Outstanding Tax Secured Debt		Initial Receipt of Bonds June.2013	Year 1 2014	Year 2 2015	Year 3 2016	Year 4 2017	Year 5 2018	Year 6 2019	Year 7 2020	Year 8 2021	Year 9 2022	Year 10 2023
Balances At Year Start		20,429,713.00	20,429,713.00	19,408,475.50	18,387,525.50	17,367,275.50	16,347,925.50					
February	bonds	0.00	395,000.00	530,000.00	540,000.00	550,000.00						
	interest	0.00	378,112.50	248,125.00	242,825.00	237,425.00						
August	bonds	0.00	0.00	0.00	0.00	0.00						
	interest	0.00	248,125.00	242,825.00	237,425.00	231,925.00						
Total Annual Remittances		0.00	1,021,237.50	1,020,950.00	1,020,250.00	1,019,350.00						
Total Remittances To Date		0.00	1,021,237.50	2,042,187.50	3,062,437.50	4,081,787.50						

GILLESPIE COUNTY, TEXAS

GOB Series 2013 ... Jail Project

Bond Redemptions Interest Payment Schedule
February.2014 through February.2033

Schedule Bond Redemption & Interest Payment		Year 11	Year 12	Year 13	Year 14	Year 15	Year 16	Year 17	Year 18	Year 19	Year 20
		2024	2025	2026	2027	2028	2029	2030	2031	2032	2033
Projected Balances At Year Start		10,214,600.00	9,191,800.00	8,172,500.00	7,152,800.00	6,129,000.00	5,107,400.00	4,084,300.00	3,061,100.00	2,039,200.00	1,020,000.00
February	bonds	700,000.00	725,000.00	755,000.00	790,000.00	820,000.00	855,000.00	890,000.00	925,000.00	960,000.00	1,000,000.00
	interest	168,400.00	154,400.00	139,900.00	124,800.00	109,000.00	92,600.00	75,500.00	57,700.00	39,200.00	20,000.00
August	bonds	0.00	0.00	0.00	0.00	0.00	0.00	0.00	0.00	0.00	0.00
	interest	154,400.00	139,900.00	124,800.00	109,000.00	92,600.00	75,500.00	57,700.00	39,200.00	20,000.00	0.00
		1,022,800.00	1,019,300.00	1,019,700.00	1,023,800.00	1,021,600.00	1,023,100.00	1,023,200.00	1,021,900.00	1,019,200.00	1,020,000.00
Projected Total Remittance		11,237,913.00	12,257,213.00	13,276,913.00	14,300,713.00	15,322,313.00	16,345,413.00	17,368,613.00	18,390,513.00	19,409,713.00	20,429,713.00
Project Balances At Year End		9,191,800.00	8,172,500.00	7,152,800.00	6,129,000.00	5,107,400.00	4,084,300.00	3,061,100.00	2,039,200.00	1,020,000.00	0.00
Bonds Issued June.2014											
Principal and Interest payments due February of each year starting February of 2014											
Interest only payments due August of each year starting August of 2014											

Outstanding Tax Secured Debt		Year 11	Year 12	Year 13	Year 14	Year 15	Year 16	Year 17	Year 18	Year 19	Year 20
		2024	2025	2026	2027	2028	2029	2030	2031	2032	2033
Balances At Year Start											
February	bonds										
	interest										
August	bonds										
	interest										
Total Annual Remittances											
Total Remittances To Date											

GILLESPIE COUNTY, TEXAS
Capital Assets Lease/Purchase ... Contract 6451, September.2013
Road & Bridge Departments

PROJECTED Payments

PROJECTED Payments	FY2016			FY2017			FY2018			FY2019		
	Total Payment	Principal	Interest	Total Payment	Principal	Interest	Total Payment	Principal	Interest	Total Payment	Principal	Interest
Balance At Year Start	198,399.52			135,747.04			73,094.56			10,442.08		
October payment	5,221.04			5,221.04			5,221.04			5,221.04		
principal/interest	4,622.79	598.25		4,803.90	417.14		4,992.12	28.92		5,187.70	33.34	
November payment	5,221.04			5,221.04			5,221.04			5,221.04		
principal/interest	4,637.62	583.42		4,819.31	401.73		5,008.13	212.91		5,204.37	16.67	
December payment	5,221.04			5,221.04			5,221.04			5,221.04		
principal/interest	4,652.49	568.55		4,834.77	386.27		5,024.20	196.84				
January payment	5,221.04			5,221.04			5,221.04			5,221.04		
principal/interest	4,667.42	553.62		4,850.28	370.76		5,040.31	180.73				
February payment	5,221.04			5,221.04			5,221.04			5,221.04		
principal/interest	4,682.39	538.65		4,865.84	355.20		5,056.48	164.56				
March payment	5,221.04			5,221.04			5,221.04			5,221.04		
principal/interest	4,697.41	523.63		4,881.45	339.59		5,072.70	148.34				
April payment	5,221.04			5,221.04			5,221.04			5,221.04		
principal/interest	4,712.48	508.56		4,897.11	323.93		5,088.97	132.07				
May payment	5,221.04			5,221.04			5,221.04			5,221.04		
principal/interest	4,727.59	493.45		4,912.82	308.22		5,105.30	115.74				
June payment	5,221.04			5,221.04			5,221.04			5,221.04		
principal/interest	4,742.76	478.28		4,928.57	292.47		5,121.67	99.37				
July payment	5,221.04			5,221.04			5,221.04			5,221.04		
principal/interest	4,757.97	463.07		4,944.38	276.66		5,138.10	82.94				
August payment	5,221.04			5,221.04			5,221.04			5,221.04		
principal/interest	4,773.23	447.81		4,960.24	260.80		5,154.58	66.46				
September payment	5,221.04			5,221.04			5,221.04			5,221.04		
principal/interest	4,788.54	432.50		4,976.16	244.88		5,171.12	49.92				
Total Proposed Payments Per Year												
Total Payments	62,652.48			62,652.48			62,652.48			10,442.08		
Principal	56,462.69			58,674.83			60,973.68			10,392.07		
Interest		6,189.79			3,977.65			1,478.80			50.01	
Projected Balance Year End												
	135,747.04			73,094.56			10,442.08			0.00		

GILLESPIE COUNTY, TEXAS
Capital Assets Lease/Purchase ... Contract 6451, September.2013
Road & Bridge Departments

ACTUAL Payments

ACTUAL Payments	FY2016			FY2017			FY2018			FY2019		
	Total Payment	Principal	Interest	Total Payment	Principal	Interest	Total Payment	Principal	Interest	Total Payment	Principal	Interest
Balance At Year Start	193,188.48			135,758.04								
October payment	5,221.04			5,221.04								
principal/interest	4,637.62	583.42		4,803.90	417.14							
November payment	5,220.04			5,221.04								
principal/interest	4,652.49	567.55		4,819.31	401.73							
December payment	5,221.04			5,221.04								
principal/interest	4,667.42	553.62		4,834.77	386.27							
January payment	5,221.04			5,221.04			10,442.08					
principal/interest	4,682.39	538.65		4,850.28	370.76							
February payment	5,221.04			5,221.04			5,221.04					
principal/interest	4,697.41	523.63		4,865.84	355.20							
March payment	5,221.04			5,221.04			5,221.04					
principal/interest	4,712.48	508.56		4,881.45	339.59							
April payment	5,221.04			5,221.04			5,221.04					
principal/interest	4,727.59	493.45		4,897.11	323.93							
May payment	5,221.04			5,221.04			5,221.04					
principal/interest	4,742.76	478.28		4,912.82	308.22							
June payment	5,221.04			5,221.04			5,221.04					
principal/interest	4,757.97	463.07		4,928.57	292.47							
July payment	5,221.04			5,221.04			5,221.04					
principal/interest	4,773.23	447.81		4,944.38	276.66							
August payment	5,221.04			5,221.04			5,221.04					
principal/interest	4,788.54	432.50		4,960.24	260.80							
September payment	0.00											
principal/interest	0.00	0.00										
Total Payments as of Current Date												
Total Payments	57,430.44			62,652.48								
Principal	51,839.90			58,659.37								
Interest		5,590.54			3,993.11							
Balance as of Current Period												
	135,758.04			73,105.56								

GILLESPIE COUNTY, TEXAS
Capital Assets Lease/Purchase ... Contract, June, 2017
Road & Bridge Departments

PROJECTED	FY2017			FY2018			FY2019			FY2020			FY2021		
	Total Payment	Principal	Interest	Total Payment	Principal	Interest	Total Payment	Principal	Interest	Total Payment	Principal	Interest	Total Payment	Principal	Interest
Balance At Year Start	532,041.12			498,768.55			365,778.27			232,767.99			99,757.71		
October	11,084.19	11,084.19		11,084.19	11,084.19		11,084.19	11,084.19		11,084.19	11,084.19		11,084.19	11,084.19	
November	11,084.19	11,084.19		11,084.19	11,084.19		11,084.19	11,084.19		11,084.19	11,084.19		11,084.19	11,084.19	
December	11,084.19	11,084.19		11,084.19	11,084.19		11,084.19	11,084.19		11,084.19	11,084.19		11,084.19	11,084.19	
January	11,084.19	11,084.19		9,300.88	1,723.31	7,577.57	11,084.19	11,084.19		10,090.98	993.21	9,097.77	11,084.19	11,084.19	
February	11,084.19	11,084.19		9,390.22	1,693.97	7,696.25	11,084.19	11,084.19		10,122.61	961.58	9,161.03	11,084.19	11,084.19	
March	11,084.19	11,084.19		9,419.65	1,664.54	7,755.11	11,084.19	11,084.19		10,154.33	929.86	9,224.47	11,084.19	11,084.19	
April	11,084.19	11,084.19		9,449.17	1,635.02	7,814.15	11,084.19	11,084.19		10,166.16	899.03	9,267.13	11,084.19	11,084.19	
May	11,084.19	11,084.19		9,478.79	1,605.40	7,873.39	11,084.19	11,084.19		10,218.08	866.11	9,351.97	11,084.19	11,084.19	
June	11,084.19	11,084.19		9,508.50	1,575.69	7,932.81	11,084.19	11,084.19		10,250.11	834.08	9,416.03	11,084.19	11,084.19	
July	11,084.19	11,084.19		9,538.30	1,545.89	8,002.41	11,084.19	11,084.19		10,282.23	801.96	9,480.27	11,084.19	11,084.19	
August	11,084.19	11,084.19		9,568.19	1,516.00	8,052.19	11,084.19	11,084.19		10,314.46	769.73	9,544.73	11,084.19	11,084.19	
September	11,084.19	11,084.19		9,598.18	1,486.01	8,112.17	11,084.19	11,084.19		10,346.79	737.40	9,609.39	11,084.19	11,084.19	
Total Proposed Payments Per Year	33,252.57	24,496.90	8,755.67	133,010.28	113,219.40	19,790.88	133,010.28	117,551.77	15,458.51	122,049.91	10,960.37	109,960.37	99,757.71		

GILLESPIE COUNTY, TEXAS
Capital Assets Lease/Purchase ... Contract, June, 2017
Road & Bridge Departments

ACTUAL	FY2017		
Payments	Total Payment	Principal	Interest
Balance At Year Start			
October	11,084.19	11,084.19	
November	11,084.19	11,084.19	
December	11,084.19	11,084.19	
January	11,084.19	11,084.19	
February	11,084.19	11,084.19	
March	11,084.19	11,084.19	
April	11,084.19	11,084.19	
May	11,084.19	11,084.19	
June	11,084.19	11,084.19	
July	11,084.19	11,084.19	
August	11,084.19	11,084.19	
September	11,084.19	11,084.19	
Total Current Date	22,168.38	15,252.46	6,915.92

GILLESPIE COUNTY, TEXAS
Public Property Finance ... Contract 6774, October 24, 2014
Sheriff Office ... Law Enforcement Radio System Upgrade

ACTUAL Payments

ACTUAL Payments	FY2016			FY2017			FY2018		
	Total Payment	Principal	Interest	Total Payment	Principal	Interest	Total Payment	Principal	Interest
Balance Year Start	623,572.07		555,003.71						
October payment	5,714.03			5,714.03					
principal/interest		4,141.76	1,572.27		4,291.13	1,422.90			
November payment	5,714.03			5,714.03					
principal/interest		4,154.01	1,560.02		4,303.81	1,410.22			
December payment	5,714.03			5,714.03					
principal/interest		4,166.29	1,547.74		4,316.54	1,397.49			
January payment	5,714.03			5,714.03					
principal/interest		4,178.61	1,535.42		4,329.30	1,384.73			
February payment	5,714.03			5,714.03					
principal/interest		4,190.96	1,523.07		4,342.10	1,371.93			
March payment	5,714.03			5,714.03					
principal/interest		4,203.35	1,510.68		4,354.94	1,359.09			
April payment	5,714.03			5,714.03					
principal/interest		4,215.78	1,498.25		4,367.82	1,346.21			
May payment	5,714.03			5,714.03					
principal/interest		4,228.25	1,485.78		4,380.73	1,333.30			
June payment	5,714.03			5,714.03					
principal/interest		4,240.75	1,473.28		4,393.68	1,320.35			
July payment	5,714.03			5,714.03					
principal/interest		4,253.29	1,460.74		4,406.67	1,307.36			
August payment	5,714.03			5,714.03					
principal/interest		4,265.86	1,448.17	4,419.70	1,294.33				
September payment	5,714.03								
principal/interest		4,278.48	1,435.55						
Total Payments Current Period									
Total Payments	68,568.36		62,854.33						
Principal		50,517.39	47,906.42						
Interest			18,050.97		14,947.91				
Balance Current Period									
	555,003.71		492,149.38						

County of Gillespie
 District Clerk Bond / Trust Recap
 October 2015 - September 2017
 Funds Managed by County Treasurer

Cause No	Cause Description	Initial Investment Face Value	Prior Interest		Current Year Interest												Released Investments	Current Balances	Current Interest	Total Interest
			Adjusted	TePool	TePool	Interest	Oct-2015	Nov-2015	Dec-2015	Jan-2016	Feb-2016	Mar-2016	Apr-2016	May-2016	Jun-2016	Jul-2016				
2705	Sonstegard / Curtis	1,000.00	792.80	31.52	closed 05/2004/transferred to District Clerk Act 117													1,824.32	0.00	824.32
4073	State v Montagnino	10,000.00	43.82	171.08	closed 04/2004													10,214.90	0.00	214.90
4232	State v Chow	10,000.00		31.34	closed 05/2004/transferred to District Clerk Act 117													10,031.34	0.00	31.34
4233	State v Loui	10,000.00		25.50	closed 04/2004													10,025.50	0.00	25.50
4261	State v Ducker	20,000.00		33.03	closed 05/2004/transferred to District Clerk Act 117													20,033.03	0.00	33.03
4262	State v Ducker	20,000.00		33.03	closed 05/2004/transferred to District Clerk Act 117													20,033.03	0.00	33.03
6978	Wheatcraft v Meier	500.00	236.07	161.61	0.29	0.29	0.35	0.41	0.39	0.48	0.53	0.59	0.65	0.74	0.77			903.17	5.49	403.17
7227	Munseil Meier v Robinson	1,000.00	390.71	254.33	closed 03/11/2008												1,645.04	0.00	645.04	
8623	Pauls v Bird	500.00	77.66	126.86	0.23	0.23	0.27	0.32	0.30	0.37	0.41	0.46	0.51	0.58	0.60			708.80	4.28	208.80
8764	Fruitt v Danes	1,000.00	128.41	16.95	closed 02/2004												1,145.36	0.00	145.36	
8766	Dannon (Investment)	500.00		24.86	closed 10/2005												524.86	0.00	24.86	
9411	Tin Star Ranch	500.00	5.37	32.96	closed 02/03/2006												536.33	0.00	36.33	
9461	Hearne & Phillips	100.00	1.07	22.18	0.04	0.04	0.05	0.06	0.05	0.07	0.07	0.08	0.09	0.10	0.11			124.01	0.76	24.01
9666	Haggard v Schroeder	500.00	1.19	110.00	0.20	0.20	0.24	0.28	0.26	0.32	0.36	0.40	0.44	0.51	0.52			614.92	3.73	114.92
9752	Staats v Tonn	1,000.00		17.85	closed 12/2003												1,017.85	0.00	17.85	
10010	Silver Deer v Senkbell	100.00	0.04	20.95	0.04	0.04	0.05	0.06	0.05	0.06	0.07	0.08	0.09	0.10	0.10			121.69	0.74	21.69
10154	Ankern v Woods & Schmidt	1,000.00		55.01	closed 03/06/2006												1,055.01	0.00	55.01	
10370	Sledge v Jones	1,000.00	0.40	194.25	0.39	0.45	0.55	0.62	0.52	0.71	0.77	0.87	0.99	1.02				1,201.54	7.29	201.54
10373	Whitewood v Hattel	100.00	0.04	19.47	0.04	0.05	0.05	0.05	0.05	0.06	0.07	0.08	0.09	0.10	0.10			120.20	0.73	20.20
10412	Ballard v Keidel	1,000.00		4.31	closed 12/2004												1,004.31	0.00	4.31	
10522	Parker/Roscoe L	23,800.00		2,639.22	closed 07/12/2007												26,439.22	0.00	2,639.22	
10779	Harris v Fournon (dba Silver Deer)	1,000.00	0.39	155.43	0.38	0.44	0.53	0.61	0.51	0.68	0.75	0.84	0.96	0.99				1,162.51	7.08	162.51
10930	Fonder v Salinas	200.00		28.19	0.07	0.09	0.10	0.10	0.10	0.12	0.13	0.15	0.19	0.19				229.57	1.38	29.57
10970	City of Fbg v Penick	27,045.00		118.40	closed 09/21/2006												27,163.40	0.00	118.40	
11042	A J Waight v LCRA	250.00		1.06	closed 07/20/2006												251.06	0.00	1.06	
11228	Jenschke v Friedrich	1,000.00		15.72	closed 06/01/2007												1,015.72	0.00	15.72	
11259	Quest Oil v Wallen and B&B Oil	1,000.00		74.17	closed 03/24/2011												1,074.17	0.00	74.17	
11336	Comerstone v Parker	1,000.00	0.34	55.93	0.35	0.41	0.48	0.45	0.56	0.62	0.68	0.77	0.88	0.90				1,062.37	6.44	62.37
11399	Irwin vs Irwin	303,022.74		3,310.61	closed 06/07/2011												306,333.35	0.00	3,310.61	
11703	Herb Venture v Varney	250.00	0.08	4.85	0.08	0.10	0.12	0.11	0.13	0.15	0.17	0.19	0.21	0.22				256.41	1.56	6.41
11812	Doletz vs Doletz	1,000.00		7.95	closed 10/2012												1,007.95	0.00	7.95	

County of Gillespie
 District Clerk Bond / Trust Recap
 October 2016 - September 2017
 Funds Managed by County Treasurer

Cause Description	Cause No	Initial Investment	Prior Interest		Current Year Interest												Cause Description	Released	Current Balances	Current Interest	Total Interest
			Adjusted	TePool	Jan 2017	Feb 2017	Mar 2017	Apr 2017	May 2017	Jun 2017	Jul 2017	Aug 2017	Sep 2017								
Bredemus and J&B Cheese v Just	11877	1,000.00	12.71	0.34	0.33	0.39	0.46	0.43	0.54	0.59	0.66	0.74	0.84	0.86			1,018.89	0.18	18.89		
Frause & Thompson v Bierschwale	11897	100.00	1.21	0.03	0.03	0.04	0.05	0.04	0.05	0.06	0.07	0.07	0.08	0.09			101.82	0.61	1.82		
Rutherford v Rather & Kamp	11904	100.00	1.21	0.03	0.03	0.04	0.05	0.04	0.05	0.06	0.07	0.07	0.08	0.09			101.82	0.61	1.82		
Querner v Lester	11928A	1,000.00	4.78	0.34	0.33	0.39	0.45	0.43	0.52	0.60	0.66	0.63	0.66	0.63	0.66	1,009.14	0.00	4.36	9.14		
TextHillCo EmployeesC U vs Beckmann	12195	100.00	0.05	0.01	0.19	2010										100.05	0.00	0.00	0.05		
Fulton v Coleman	12209	500.00	4.53	0.16	0.17	0.20	0.23	0.22	0.27	0.30	0.33	0.37	0.42	0.43		507.63	3.10	7.03			
IBT Int v Grammer	12228	115,000.00	130.48	0.00	2014											115,130.48	0.00	0.00	130.48		
Ferrell vs Hall, Executor Estate of Klein, Deceased	12369	500.00	0.60	0.00	2010											500.60	0.00	0.00	0.60		
Baby vs Doggett	12603	400.00	0.35	0.00	2012											400.35	0.00	0.00	0.35		
Cover v Chase Bank	12964	100.00	0.41	0.03	0.03	0.04	0.05	0.04	0.05	0.06	0.07	0.07	0.08	0.09		101.02	0.61	1.02			
Balero v Federal Home Mortgage	13025	250.00	1.23	0.08	0.08	0.10	0.12	0.11	0.14	0.15	0.16	0.19	0.21	0.21		252.78	1.55	2.78			
LCRA vs TRT Ranch	13119	849,500.00	45.58	0.00	2013											849,545.58	0.00	45.58			
LCRA vs Oehler	13120	195,000.00	9.36	0.00	2013											195,009.36	0.00	9.36			
LCRA vs Wehrmund	13121	177,000.00	8.49	0.00	2013											177,008.49	0.00	8.49			
Collins, Estate of Smith v Bank of America	13203	500.00	2.34	0.16	0.16	0.20	0.23	0.22	0.27	0.29	0.33	0.37	0.42	0.43		505.42	3.08	5.42			
Whaley, et al vs Live Springs, et al	13291	500.00	2.11	0.16	0.16	0.20	0.23	0.22	0.27	0.29	0.33	0.37	0.42	0.43		505.19	3.08	5.19			
Bruce Kneese vs New York Life Insurance and Annuity Corp, et al	13320	951.17	0.30	0.00	2015											951.47	0.00	0.30			
Hampton vs Spohnauer	13343	2,000.00	8.45	0.66	0.66	0.77	0.87	0.92	1.06	1.18	1.30	1.45	1.65	1.71		2,020.89	12.23	20.89			
Kerrille Professional Properties LTD vs Friendship Village Owners Asn, Inc	13640	500.00	0.00	0.00	2014											0.00	0.00	0.00			
Owner's Asn, Inc vs Friendship Village LTD vs Friendship Village Owners Asn, Inc	13640	500.00	0.00	0.00	2014											0.00	0.00	0.00			
Mathew Pennington, Children the Interest of Sarah Pennington & Gerard M Pennington and in Roxanne L Pennington & Gerard M Pennington	13683	500.00	1.77	0.16	0.16	0.19	0.23	0.22	0.27	0.29	0.33	0.36	0.42	0.43		504.83	3.06	4.83			
Berry vs Cardash	13859	500.984.49	159.13	0.00	2015											501,143.62	0.00	159.13			
Berry vs Cardash TR0	13859TR0	5,000.00	17.24	1.64	1.66	1.92	2.31	2.19	2.65	2.95	3.25	3.65	4.15	4.28		5,047.89	30.65	47.89			
Roscoe L Parker Guardianship 10522(a)	10522(a)	7,500.00	587.17	0.00	2007											8,087.17	0.00	587.17			
State v Farmer	3870A	4,000.00	67.71	0.00	2004											4,572.49	0.00	572.49			
State v Farmer	3870B	1,000.00	19.89	0.00	2004											1,146.08	0.00	146.08			
Darron (Trust)	8766(A)	26,278.61	92.83	0.00	2005											26,371.44	0.00	92.83			
Totals		2,676,132.01	2,308.07	8,978.56	5.91	5.91	6.98	8.30	7.82	9.54	10.62	11.77	13.05	14.13	14.57	0.00	17,173.17	108.60	11,395.23		

County of Gillespie
County Clerk Holding Account Recap
 October 2016 -September 2017
 Funds Managed by County Treasurer

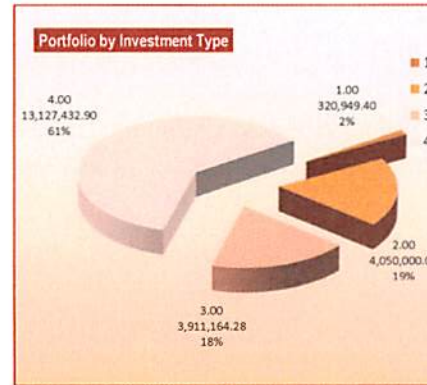
Cause	Investment Face	Value	Prior Interest		Current Year Interest												Released Investment	Current Balances	Total Interest
			Interest	Adjusted Interest	Oct.2016	Nov.2016	Dec.2016	Jan.2017	Feb.2017	Mar.2017	Apr.2017	May.2017	Jun.2017	Jul.2017	Aug.2017	Sep.2017			
Cause 9145 DoyleMichael J Guardianship additional funds added July 2013 of \$682.40 to original face of \$119,517.83 or \$120,200.23 principal	120,200.23	120,200.23	692.23	39.29	39.58	46.98	55.33	51.91	63.99	70.96	79.23	87.94	100.15	103.12	0.00	121,630.94	738.48		
Cause 8132 Roscoe L Parker	7,500.00	7,500.00	97.71	04-2006 account closed ... case transferred to District Court											7,597.71	0.00			
Cause 8321 David Eugene Reynolds	100,000.00	100,000.00	11,872.07	closed 07.14.2008											111,872.07	0.00			
Investment Totals	107,500.00	107,500.00	0.00	12,662.01	39.29	46.98	55.33	51.91	63.99	70.96	79.23	87.94	100.15	103.12	119,469.78	121,630.94	738.48		

GILLESPIE COUNTY, TEXAS

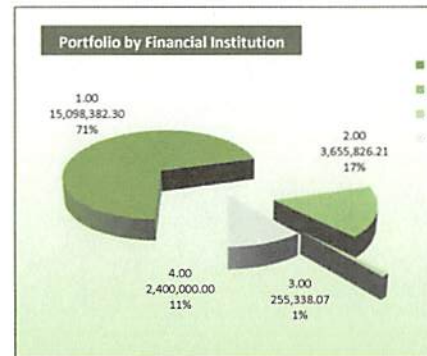
Portfolio Asset Summary By Investment Type

As of August 31, 2017
Of Funds Managed By County Treasurer Office

Financial Institution Account / Investment Type	Cash Balances As Of August 31, 2017	
Security State Bank & Trust County Depository		
Checking Accounts		
General ... multi-fund account	4,511.95	
COB 2001, GOB Series 2010 ... Interest & Sinking	1.00	
County Attorney Hot Check Fund	13,857.85	
Appellate Judicial ... CLOSED	0.00	
Justice of Peace No 1	80,985.36	
Justice of Peace No 2	32,076.16	
County Clerk Operating	113,788.99	
District Clerk Operating	75,726.09	
GOB Series 2013 ... Jail Project	1.00	
GOB Series 2013 ... Interest & Sinking	1.00	<u>320,949.40</u>
Sweep Accounts		
General ... multi-fund account	13,018,526.38	
GOB Series 2013 ... Jail Project	37,321.50	
COB 2001, GOB Series 2010 ... Interest & Sinking	25,104.52	
GOB Series 2013 ... Interest & Sinking	46,480.50	<u>13,127,432.90</u>
Certificate of Deposit .. General Fund (10.)		
paid monthly .. maturity 02.11.2018	100,000.00	
paid monthly .. maturity 05.02.2018	100,000.00	
paid monthly .. maturity 02.28.2018	100,000.00	
paid monthly .. maturity 10.29.2017	100,000.00	
paid monthly .. maturity 03.04.2018	250,000.00	
paid monthly .. maturity 04.01.2018	500,000.00	
CD Closed	0.00	
paid monthly .. maturity 10.01.2017	500,000.00	
CD Closed	0.00	<u>1,650,000.00</u> \$ 15,098,382.30
TexPool Investment Service for Public Funds		
Investment Pool		
General ... multi-fund account	3,516,304.96	
Interest & Sinking	717.14	
District Clerk Holding In Trust	17,173.17	
County Clerk Holding In Trust	121,630.94	
GOB Series 2013 ... Jail Project	0.00	<u>3,655,826.21</u> \$ 3,655,826.21



Portfolio by Investment Type As of August 31, 2017	
320,949.40	Checking Accounts
4,050,000.00	Certificates of Deposit
3,911,164.28	Investment Pools ... Investment Service for Public Funds
<u>13,127,432.90</u>	Sweep Accounts
\$ 21,409,546.58	Total



Portfolio by Financial Institution As of August 31, 2017	
15,098,382.30	Security State Bank & Trust
3,655,826.21	TexPool
255,338.07	Texas Class
<u>2,400,000.00</u>	Texas Regional Bank
\$ 21,409,546.58	Total

GILLESPIE COUNTY, TEXAS
Portfolio Asset Summary By Investment Type
As of August 31, 2017
Of Funds Managed By County Treasurer Office

Texas Class Investment Service for Public Funds Investment Pool	Financial Institution Account / Investment Type	Cash Balances As Of August 31, 2017
GOB Series 2013 ... Jail Project		255,338.07 \$ 255,338.07
Texas Regional Bank effective 2017.03 formerly Bilanco National Bank		
Certificate of Deposit .. General Fund (10.)		
paid monthly .. maturity 11.07.2017		100,000.00
paid monthly .. maturity 02.11.2018		100,000.00
paid monthly .. maturity 01.02.2018		100,000.00
paid monthly .. maturity 07.19.2018		100,000.00
paid monthly .. maturity 03.07.2018		100,000.00
paid monthly .. maturity 09.07.2017		100,000.00
paid monthly .. maturity 10.07.2017		100,000.00
paid monthly .. maturity 05.28.2018		100,000.00
paid monthly .. maturity 05.28.2018		100,000.00
paid monthly .. maturity 07.02.2019		100,000.00
paid monthly .. maturity 11.02.2017		100,000.00
paid monthly .. maturity 12.02.2017		100,000.00
paid monthly .. maturity 04.18.2018		100,000.00
paid monthly .. maturity 11.22.2017		100,000.00
paid monthly .. maturity 01.30.2018		100,000.00
paid monthly .. maturity 01.30.2018		100,000.00
paid monthly .. maturity 03.05.2018		100,000.00
paid monthly .. maturity 04.01.2018		100,000.00
paid monthly .. maturity 12.01.2017		100,000.00
paid monthly .. maturity 04.01.2018		100,000.00
paid monthly .. maturity 04.01.2018		100,000.00
paid monthly .. maturity 04.15.2018		100,000.00
paid monthly .. maturity 06.01.2018		100,000.00
paid monthly .. maturity 06.15.2018		100,000.00
Total		\$21,409,546.58

GILLESPIE COUNTY, TEXAS

Portfolio Asset Summary vs. Security Holdings
 As of August 31,2017

For Funds Held by the County Treasurer and All Fee Offices

Financial Institution Account / Investment Type	Cash Balances as of August 31,2017	Financial Institution Pledge / Security Holdings
Security State Bank & Trust (SSB&T) County Depository	Account Balances	Pledge / Security Holdings
County Treasurer Managed Accounts		
Checking Accounts		
General Checking ... multi-fund account	4,511.95	
COB Series 2001, GORefunding 2010 ... Interest & Sinking	1.00	
County Attorney Hot Check Fund	13,857.85	
Appellate Judicial ... CLOSED	0.00	
Justice of Peace No 1	80,985.36	
Justice of Peace No 2	32,076.16	
County Clerk Operating	113,788.99	
District Clerk Operating	75,726.09	
GOB Series 2013 ... Jail Project	1.00	
GOB Series 2013 ... Interest & Sinking	<u>1.00</u>	<u>320,949.40</u>
Sweep Accounts		
General ... multi-fund account	13,018,526.38	
GOB Series 2013 ... Jail Project	37,321.50	
COB Series 2001, GORefunding 2010 ... Interest & Sinking	25,104.52	
GOB Series 2013 ... Interest & Sinking	<u>46,480.50</u>	<u>13,127,432.90</u>
County Treasurer Managed Investments		
Certificates of Deposit .. General Fund (10.)		
paid monthly .. maturity 02.11.2018	100,000.00	
paid monthly .. maturity 05.02.2018	100,000.00	
paid monthly .. maturity 02.28.2018	100,000.00	
paid monthly .. maturity 10.29.2017	100,000.00	
paid monthly .. maturity 03.04.2018	250,000.00	
paid monthly .. maturity 04.01.2018	500,000.00	
CD Closed	0.00	
paid monthly .. maturity 10.01.2017	500,000.00	
CD Closed	<u>0.00</u>	<u>1,650,000.00</u>

GILLESPIE COUNTY, TEXAS

Portfolio Asset Summary vs. Security Holdings
 As of August 31,2017

For Funds Held by the County Treasurer and All Fee Offices

Financial Institution Account / Investment Type	Cash Balances as of August 31,2017		Financial Institution Pledge / Security Holdings
Security State Bank & Trust County Depository	Account Balances		Pledge / Security Holdings
Tax Assessor-Collector Managed Accounts ... new accounts effective 01.01.2017			
Checking Accounts			
TA-C Operating Account	26,701.44		
TxP&WL	10,128.50		
MVD	161,545.20		
MVD Sales Tax	165,703.68		
MVD Title	2,868.13		
Road & Bridge Fee	5,708.75	372,655.70	
Tax Assessor-Collector Managed Accounts ... old accounts			
Checking Accounts			
TA-C Operating Account	23,600.02		
TxP&WL	551.32		
MVD	0.00		
MVD Sales Tax	863.06		
City of Fredericksburg Ad Valorem	88.95		
MVD Title	0.00		
Road & Bridge Fee	6,091.14		
Fredericksburg ISD Ad Valorem	7,590.13		
Escrow (Ad Valorem Property)	33.84		
VIT (Vehicle Inventory Tax) Escrow	1,571.72		
Harper ISD Ad Valorem	15.73		
Gillespie County WCID Ad Valorem	0.05		
Doss CCSD Ad Valorem	0.00		
Stonewall WCID Ad Valorem	0.00		
Hill Country Underground WCD Ad Valorem	0.00		
Gillespie County Ad Valorem	104.93	40,510.89	
TAC Total	413,166.59		

GILLESPIE COUNTY, TEXAS

Portfolio Asset Summary vs. Security Holdings
As of August 31, 2017

For Funds Held by the County Treasurer and All Fee Offices

Financial Institution Account / Investment Type	Cash Balances as of August 31, 2017	Financial Institution Pledge / Security Holdings
Security State Bank & Trust County Depository		Pledge / Security Holdings
County Clerk Managed Account		
Checking Account		
County Clerk Escrow	42,572.48	42,572.48
Sheriff Managed Account		
Checking Account		
Sheriff Bail Bond Account	76,550.00	
Sheriff Inmate	20,180.86	
Sheriff Commissary	15,149.67	111,880.53
District Clerk Managed Account		
Checking Account		
District Clerk Trust	40,009.92	40,009.92
	\$ 15,706,011.72	\$ 23,006,580.05
		SSB&T Pledged Securities - current face SSB&T Pledged Securities - book value SSB&T Pledged Securities - fair value FDIC Coverage / Demand Deposits @ SSB&T FDIC Coverage / Time Deposits @ SSB&T
		21,389,988.50 22,071,353.73 22,506,580.05 250,000.00 250,000.00

GILLESPIE COUNTY, TEXAS

Portfolio Asset Summary vs. Security Holdings
 As of August 31, 2017

For Funds Held by the County Treasurer and All Fee Offices

Financial Institution Account / Investment Type	Cash Balances as of August 31, 2017			Financial Institution Pledge / Security Holdings
TexPool	Account Balances			Pledge / Security Holdings
Investment Service for Public Funds				
County Treasurer Managed Investments				
Investment Pool Accounts				
General ... multi-fund account	3,516,304.96			
Interest & Sinking - COB Series 2001/GOB Series 2010	717.14			
District Clerk Holding	17,173.17			
County Clerk Holding	121,630.94			
GOB Series 2013 ... Jail Project	0.00	\$ 3,655,826.21	\$ 3,655,826.21	3,655,826.21
Net Asset Value ... TexPool seeks to maintain a net asset value of \$1.00 (+/- 0.005 allowable) and is designed to be used for investments of funds which may be needed at any time. August 31, 2017, net asset value 1.00003				

Financial Institution Account / Investment Type	Cash Balances as of August 31, 2017			Financial Institution Pledge / Security Holdings
Texas Class	Account Balances			Pledge / Security Holdings
Investment Service for Public Funds				
County Treasurer Managed Investments				
Investment Pool Account				
GOB Series 2013 ... Jail Project	255,338.07	\$ 255,338.07	\$ 255,338.07	255,338.07
Net Asset Value ... Texas Class seeks to maintain a net asset value of \$1.00 (+/- 0.005 allowable) and is designed to be used for investments of funds which may be needed at any time. August 31, 2017, net asset value 1.00				

GILLESPIE COUNTY, TEXAS

Portfolio Asset Summary vs. Security Holdings
As of August 31,2017

For Funds Held by the County Treasurer and All Fee Offices

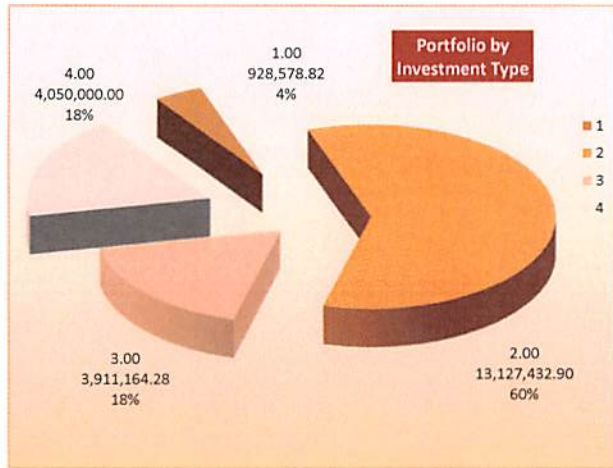
Financial Institution Account / Investment Type	Cash Balances as of August 31,2017			Financial Institution Pledge / Security Holdings
Texas Regional Bank (TRB)	Account Balances			Pledge / Security Holdings
County Treasurer Managed Investments				
Certificates of Deposit .. General Fund (10.)				
paid monthly .. maturity 11.07.2017	100,000.00			
paid monthly .. maturity 02.11.2018	100,000.00			
paid monthly .. maturity 01.02.2018	100,000.00			
paid monthly .. maturity 07.19.2018	100,000.00			
paid monthly .. maturity 03.07.2018	100,000.00			
paid monthly .. maturity 09.07.2017	100,000.00			
paid monthly .. maturity 10.07.2017	100,000.00			
paid monthly .. maturity 05.28.2018	100,000.00			
paid monthly .. maturity 05.28.2018	100,000.00			
paid monthly .. maturity 07.02.2019	100,000.00			
paid monthly .. maturity 11.02.2017	100,000.00			
paid monthly .. maturity 12.02.2017	100,000.00			
paid monthly .. maturity 04.18.2018	100,000.00			
paid monthly .. maturity 11.22.2017	100,000.00			
paid monthly .. maturity 01.30.2018	100,000.00			
paid monthly .. maturity 01.30.2018	100,000.00			
paid monthly .. maturity 03.05.2018	100,000.00			
paid monthly .. maturity 04.01.2018	100,000.00			
paid monthly .. maturity 12.01.2017	100,000.00			
paid monthly .. maturity 04.01.2018	100,000.00			
paid monthly .. maturity 04.01.2018	100,000.00			
paid monthly .. maturity 04.15.2018	100,000.00			
paid monthly .. maturity 06.01.2018	100,000.00			
paid monthly .. maturity 06.15.2018	100,000.00	2,400,000.00	\$ 2,400,000.00	\$ 2,759,522.56
				3,595,000.00 TRB Pledged Securities .original face
				2,393,923.08 TRB Pledged Securities .par
				2,550,006.47 TRB Pledged Securities .book value
				2,509,522.56 TRB Pledged Securities .market value
				250,000.00 FDIC Coverage @ BNB

GILLESPIE COUNTY, TEXAS

Portfolio Asset Summary vs. Security Holdings
As of August 31, 2017

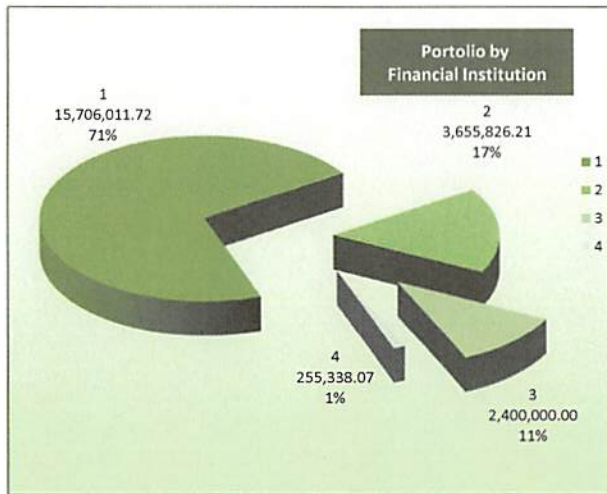
For Funds Held by the County Treasurer and All Fee Offices

Financial Institution Account / Investment Type	Cash Balances as of August 31, 2017	Financial Institution Pledge / Security Holdings
Total Assets	As Of August 31, 2017 \$ 22,017,176.00	Total Securities
	\$ 29,677,266.89	As Of August 31, 2017



**Portfolio by Investment Type
As of August 31, 2017**

1	928,578.82	Checking Accounts
2	13,127,432.90	Sweep Accounts
3	3,911,164.28	Investment Pools <small>Public Funds Investment Service</small>
4	4,050,000.00	Certificates of Deposit
\$ 22,017,176.00		Total



**Portfolio by Financial Institution
As of August 31, 2017**

1	15,706,011.72	Security State Bank & Trust
2	3,655,826.21	TexPool
3	2,400,000.00	Texas Regional Bank
4	255,338.07	Texas Class
\$ 22,017,176.00		Total

GILLESPIE COUNTY, TEXAS
Portfolio Asset Summary vs. Security Holdings
As of August 31, 2017

For Funds Held by the County Treasurer and All Fee Offices

Financial Institution Account / Investment Type	Cash Balances as of August 31, 2017
Financial Institution	Pledged / Security Holdings

Deposit and Investment																			
Risk Disclosure																			
General Statement ... The County's approach to investments of county funds, investment strategies are built on cash flow versus fund name. County funds are predominantly invested in certificates of deposit and Investment Pools ... investment service(s) for public funds.	Depository interest-bearing checking accounts are used more as clearing accounts than a type of investment. Sweep accounts ... the General Checking Account (multi-fund account) ... interest-bearing, with a one dollar (\$1.00) threshold ... is attached to a sweep account with a \$25,000.00 required minimum balance. This holds the same for the GOB Series 2013 Project Account ... it is interest-bearing, with a one dollar (\$1.00) threshold ... and is attached to a sweep account with a \$25,000.00 required minimum balance. The same for COB2001/Ret2010 I&S and GOB2013 I&S.																		
Custodial Risk ... All deposits/investments with any banking institution are collateralized over 100%.	all collateral (exclusive FDIC coverage) is placed with a third party that is not a depository of the County, and collateral is pledged to Gillespie County.																		
Interest Rate Risk ... The County does not have a formal investment policy that limits investment maturities as a means of managing its exposure to fair value losses arising from changing interest rates.	At August 31, 2017, the County had no investments other than those in an investment pool that would be effected.																		
Credit Risk ... At August 31, 2017, the County has no investments in commercial paper, corporate bonds, mutual funds.	At August 31, 2017, TexPool was rated AAAm by Standard & Poor's. At August 31, 2017, Texas Class was rated AAAm by Standard & Poor's.																		
Concentration of Credit Risk ... The County does not place any limit on the amount the County may invest with any type of investment or issuer.	Occasionally CD's are originally invested for periods of less or over a year to optimize a staggered portfolio. SSB&T & TRB CD's are held at face values with interests paid to the County monthly.																		
Concentration of Investment Type ... The County has investments with any one issuer or investment type	At August 31, 2017, the County had its assets/investments invested by investment type																		
	<table style="width: 100%; border-collapse: collapse;"> <tr> <td style="width: 50%;">17.7642 % in investment pools</td> <td style="width: 50%;"></td> </tr> <tr> <td>18.3947 % in certificate of deposit(s)</td> <td></td> </tr> <tr> <td>4.2175 % in checking, money market, passbook accounts</td> <td></td> </tr> <tr> <td>59.6236 % in sweep accounts which are tied to the overnight bank lending rate</td> <td></td> </tr> <tr> <td>At August 31, 2017, the County had its assets/investments invested by issuer</td> <td></td> </tr> <tr> <td>16.6044 % in TexPool</td> <td></td> </tr> <tr> <td>71.3353 % in Security State Bank & Trust</td> <td></td> </tr> <tr> <td>10.9006 % in Texas Regional Bank</td> <td></td> </tr> <tr> <td>1.1597 % in Texas Class</td> <td></td> </tr> </table>	17.7642 % in investment pools		18.3947 % in certificate of deposit(s)		4.2175 % in checking, money market, passbook accounts		59.6236 % in sweep accounts which are tied to the overnight bank lending rate		At August 31, 2017, the County had its assets/investments invested by issuer		16.6044 % in TexPool		71.3353 % in Security State Bank & Trust		10.9006 % in Texas Regional Bank		1.1597 % in Texas Class	
17.7642 % in investment pools																			
18.3947 % in certificate of deposit(s)																			
4.2175 % in checking, money market, passbook accounts																			
59.6236 % in sweep accounts which are tied to the overnight bank lending rate																			
At August 31, 2017, the County had its assets/investments invested by issuer																			
16.6044 % in TexPool																			
71.3353 % in Security State Bank & Trust																			
10.9006 % in Texas Regional Bank																			
1.1597 % in Texas Class																			

**FY2016-2017
Gillespie County, Texas
County Treasurer Monthly Financial Statement
All Funds Managed by County Treasurer**



For Period Ended August 31, 2017

**Laura Lundquist, CCT, CIO
Gillespie County Treasurer**

Maintenance & Operating, COB & GOB Operating, COB & GOB I&S, Special Revenue, Special Revenue..Grants, Trust and Agency							
Month To Date	07.31.2017 Cash Balance	Receipts	Disbursements	Allocations	FY2017 Adjustments	FY2016 Adjustments	08.31.2017 Cash Balance
Maintenance & Operating (M&O)	19,089,553.64	466,737.98	1,433,180.20				18,123,111.42
COB2001	292,355.17	305.40					292,660.57
and GOB2013 Operating							
COB 2001/Ref2010 I&S	310,207.74	4,591.42	242,495.00				72,304.16
and GOB I&S							
Special Revenue	1,925,925.61	93,169.69	39,879.99				1,979,215.31
Special Revenue ... Grants	484.97						484.97
Trust and Agency	534,460.42	136,393.02	12,961.79				657,891.65
Totals County Funds	22,152,987.55	701,197.51	1,728,516.98	0.00	0.00	0.00	21,125,668.08

Year To Date	09.30.2016 Cash Balance	Receipts	Disbursements	Allocations	FY2017 Adjustments	FY2016 Adjustments	08.31.2017 Cash Balance
Maintenance & Operating (M&O)	13,887,301.85	20,568,818.46	16,332,433.44		(575.45)		18,123,111.42
COB2001	290,019.50	2,641.07					292,660.57
and GOB2013 Operating							
COB 2001/Ref2010 I&S	427,394.94	843,086.72	1,198,177.50				72,304.16
and GOB I&S							
Special Revenue	2,198,365.53	899,367.64	1,118,517.86				1,979,215.31
Special Revenue ... Grants	484.97						484.97
Trust and Agency	590,663.33	993,105.38	925,972.93		95.87		657,891.65
Totals County Funds	17,394,230.12	23,307,019.27	19,575,101.73	0.00	(479.58)	0.00	21,125,668.08

Clerks of the Courts Trust Funds							
Month To Date	07.31.2017 Cash Balance	Receipts	Disbursements	Allocations	FY2017 Adjustments	FY2016 Adjustments	08.31.2017 Cash Balance
District Clerk Trust	17,158.60	14.57					17,173.17
County Clerk Trust	121,527.82	103.12					121,630.94
Totals Clerk Trusts	138,686.42	117.69	0.00	0.00	0.00	0.00	138,804.11

Year To Date	09.30.2016 Cash Balance	Receipts	Disbursements	Allocations	FY2017 Adjustments	FY2016 Adjustments	08.31.2017 Cash Balance
District Clerk Trust	18,073.71	108.60	1,009.14				17,173.17
County Clerk Trust	120,892.46	738.48					121,630.94
Totals Clerk Trusts	138,966.17	847.08	1,009.14	0.00	0.00	0.00	138,804.11

Respectfully submitted,

Laura Lundquist, CCT, CIO
Gillespie County Treasurer

The State of Texas, County of Gillespie

Before me, the undersigned authority, this day personally appeared Laura Lundquist, County Treasurer, to me well known, who, being duly sworn, desposes and says that the above and foregoing report is true and correct.

Witness my hand and seal of this office, this _____ day of _____, _____ A.D.

County Clerk
County of Gillespie, State of Texas

Compared, examined, and accepted in open Commissioners Court this _____ day of _____, _____ A.D.

County Judge

Commissioner Pct No 1

Commissioner Pct No 2

Commissioner Pct No 3

Commissioner Pct No 4