



**FY2016-2017**

**GILLESPIE COUNTY, TEXAS**

**COUNTY TREASURER MONTHLY FINANCIAL REPORT**

For The Period Ended  
July 31, 2017  
**Unaudited**

LAURA LUNDQUIST, CCT, CIO  
GILLESPIE COUNTY TREASURER

1. Cash/Investment Balances All Funds  
For Period Ended July 31, 2017
2. Statement of Receipts, Disbursements, Electronic Funds Transfers, Payroll,  
Interfund Allocations, Adjustments, and Investments All Funds  
Month to Date by Fund
3. Statement of Receipts, Disbursements, Electronic Funds Transfers, Payroll,  
Interfund Allocations, Adjustments, and Investments All Funds  
Fiscal Year to Date by Fund
4. Statement of Maintenance & Operating Funds  
FY2005 through July 31, 2017  
General Fund  
Road & Bridge Funds ... County Wide, Precinct No 1, Precinct No 2, Precinct No 3, Precinct No 4
5. Fund Cash/Investment Balance Comparison by Fiscal Year by Fund  
Active and Inactive Funds  
FY2004 through July 31, 2017
6. Overall Cash/Investment Balance Comparison by Month  
FY1985 through July 31, 2017
7. County Sales Tax ... Effective January 01, 1988  
Allocation Summary of Sales Tax Receipts  
1988 through July 31, 2017  
  
Statement of Repayment of Erroneous Receipt of Sales Tax  
1997 through September 30, 2016 ... Paid Off FY2016
8. Hotel Occupancy Tax (HOT) ... Effective January 01, 2007  
Summary of HOT Receipts and Expenditures  
For the Period of January 01, 2007 through July 31, 2017
9. Certificates of Obligation Bonds ... Interest & Sinking  
Statement of Bond Redemptions & Interest Payment Schedule  
GO Refunding Bonds, Series 2010  
Refunding of COB Series 2001, Post Office & Clinic Building Properties





10. General Obligation Bonds ... Interest & Sinking  
Statement of Bond Redemptions & Interest Payment Schedule  
GOB Series 2013, Jail Construction Project
11. Lease / Purchase Finance Capital Equipment  
Statement of Principal & Interest Payment Schedule  
Road & Bridge Departments – Contract No 6451, December.2013
  - o Countywide
  - o Precinct No 1
  - o Precinct No 2
  - o Precinct No 3
  - o Precinct No 4
12. Lease / Purchase Finance Capital Equipment  
Statement of Principal & Interest Payment Schedule  
Road & Bridge Departments – Contract No, July.2017
  - o Countywide
  - o Precinct No 1
  - o Precinct No 2
  - o Precinct No 3
  - o Precinct No 4
13. Public Property Finance ... Law Enforcement Radio System Upgrade  
Statement of Principal & Interest Payment Schedule  
Sheriff Office --- Contract No 6774, November.2014
14. District Clerk Trust Funds ... Statement of Holding in Trust Funds As Managed by County Treasurer  
As of July 31, 2017
15. County Clerk Trust Funds ... Statement of Holding in Trust Funds As Managed by County Treasurer  
As of July 31, 2017
16. Investment Performance Summary ... Certificate(s) of Deposit  
As of July 31, 2017
17. County Treasurer Portfolio Asset Summary by Investment Type  
As of July 31, 2017
18. County Portfolio Asset Summary vs Security Holdings  
As of July 31, 2017
19. Detailed Listing of Receipts to All Funds  
For July.2017
20. Detailed Listing of Disbursements from All Funds  
For July.2017
21. Detailed Listing of Electronic Funds Transfers from All Funds  
For July.2017
22. Detailed Listing of Interfund Allocations to/from All Funds  
For July.2017
23. Detailed Listing of Payroll Distribution All Funds  
For July.2017
24. Financial Summary Recap Affidavit  
As of July 31, 2017

## GILLESPIE COUNTY, TEXAS

### Cash and Investment Balances All Funds Managed by County Treasurer

For Period Ended July 31, 2017

FUNDS LISTING BY CATEGORY		
<p><b>GENERAL and ROAD &amp; BRIDGE FUNDS</b>                      Maintenance &amp; Operating Funds</p>		<p><b>CASH and INVESTMENTS</b></p>
<p>General Fund 16,406,280.38</p> <p>Road &amp; Bridge Funds ...</p> <p style="padding-left: 20px;">County Wide 2,250,276.76</p> <p style="padding-left: 20px;">Precinct No 1 102,020.71</p> <p style="padding-left: 20px;">Precinct No 2 22,722.99</p> <p style="padding-left: 20px;">Precinct No 3 126,423.71</p> <p style="padding-left: 20px;">Precinct No 4 <u>181,829.09</u></p> <p style="padding-left: 40px;">Sub-total Road &amp; Bridge Funds 2,683,273.26</p>		<p><u>19,089,553.64</u></p>
<p><b>SPECIAL REVENUE FUNDS</b></p>		
<p>Law Library 3,892.87</p> <p>Lateral Road ...</p> <p style="padding-left: 20px;">Precinct No 1 6,658.22</p> <p style="padding-left: 20px;">Precinct No 2 6,683.25</p> <p style="padding-left: 20px;">Precinct No 3 6,658.22</p> <p style="padding-left: 20px;">Precinct No 4 6,658.22</p> <p style="padding-left: 40px;">Sub-total Lateral Road Funds 26,657.91</p> <p>Probate ...</p> <p style="padding-left: 20px;">Training 4,228.24</p> <p style="padding-left: 20px;">Guardianship Program 31,168.70</p> <p style="padding-left: 40px;">Sub-total Probate Funds 35,396.94</p> <p>Court Reporter Service 2,666.11</p> <p>County Records Management 78,263.41</p> <p>County Clerk Records Management 162,937.79</p> <p style="padding-left: 20px;">Sheriff Forfeiture 47,819.40</p> <p style="padding-left: 20px;">Sheriff Abandoned Vehicle 1,213.69</p> <p style="padding-left: 20px;">Sheriff Equitable Sharing 1,214.15</p> <p style="padding-left: 20px;">Justice Court Bldg Security 33,509.47</p> <p style="padding-left: 20px;">Courthouse Security 32,005.48</p> <p>District Clerk Records Management 10,208.00</p> <p>County &amp; District Court Technology 23,739.70</p> <p style="padding-left: 20px;">Occupancy Tax 598,099.09</p> <p style="padding-left: 20px;">Pretrial Intervention 135,025.71</p> <p style="padding-left: 20px;">Justice Court Technology 128,482.32</p> <p style="padding-left: 20px;">Airport Operating 579,192.83</p> <p style="padding-left: 20px;">LEOSE Training--Sheriff 8,776.82</p> <p style="padding-left: 20px;">LEOSE Training--Constable No 1 9,385.42</p> <p style="padding-left: 20px;">LEOSE Training--Constable No 2 7,331.75</p> <p style="padding-left: 20px;">Tax Assessor - M V I <u>106.75</u></p>		<p><u>1,925,925.61</u></p>
<p><b>SPECIAL REVENUE FUNDS ... GRANTS</b></p>		
<p>Grants ... General, Energy Efficiency 0.00</p> <p>Grants ... Law Enforcement, Emergency Services P25 Compliant Radio 0.00</p> <p style="padding-left: 20px;">PML Loan Star Library 258.39</p> <p style="padding-left: 20px;">PML PAC-Pug 211.40</p> <p style="padding-left: 20px;">Airport Capital Project Grant <u>15.18</u></p>		<p><u>484.97</u></p>



**GILLESPIE COUNTY, TEXAS**  
**Cash and Investment Balances**  
**All Funds Managed by County Treasurer**  
**For Period Ended July 31, 2017**

FUNDS LISTING BY CATEGORY (continued)			
<b>CERTIFICATES OF OBLIGATION BONDS</b>			
and			
<b>GENERAL OBLIGATION BONDS</b>			
...			
<b>Operating Accounts</b>			
GOB Series 2013 ... Jail Project	<u>292,355.17</u>	<u>292,355.17</u>	
<b>CERTIFICATES OF OBLIGATION BONDS</b>			
and			
<b>GENERAL OBLIGATION BONDS</b>			
...			
<b>Interest &amp; Sinking Accounts</b>			
COB Series 2001/GOB Refunding Series 2010 ... Interest & Sinking	33,046.51		
GOB Series 2013 ... Interest & Sinking	<u>277,161.23</u>	<u>310,207.74</u>	
<b>TRUST and AGENCY FUNDS</b>			
Criminal Justice	1,177.51		
Waste Water (State Fee)	550.00		
County Attorney Hot Check	10,911.12		
McDermott (PML)	111,163.36		
Breiten (PML)	193,549.27		
Justice Of The Peace No. 1	43,144.97		
Justice Of The Peace No. 2	13,399.80		
Appellate Judicial System	1,166.93		
Alternative Dispute Resolution	2,695.00		
Unclaimed Monies	57,075.87		
County Clerk Operating	56,446.04		
District Clerk Operating	43,180.55	<u>534,460.42</u>	<u>22,152,987.55</u>
<b>FUNDS PENDING RELEASE</b>			
Check(s) pending release	0.00		
EFT(s) pending release	<u>0.00</u>	<u>0.00</u>	<u>0.00</u>
<b>CHANGE FUNDS</b>			
General Fund (F.10) ... cash provider to various offices	3,000.00		
Sheriff Seizure Fund (F.30)	1,750.00		
County Attorney Hot Check Fund (F.80)	<u>50.00</u>	<u>4,800.00</u>	<u>4,800.00</u>



## GILLESPIE COUNTY, TEXAS

### Cash and Investment Balances All Funds Managed by County Treasurer

For Period Ended July 31, 2017

FUNDS LISTING BY CATEGORY <small>(continued)</small>				
<b>UNALLOCATED MONIES</b>				
<b>Checking Accounts</b>				
Justice of Peace No 1 Checking...credit card payment pending	1,938.50			
Justice of Peace No 1 Checking...transfer pending	110.00			
Justice of Peace No 1 Checking...receipt correction pending	976.00			
Justice of Peace No 2 Checking...unaccountable funds from 02.28.1999 ... date check book was turned over to County Treasurer	(98.56)			
Justice of Peace No 2 Checking...credit card payment pending	324.00			
Justice of Peace No 2 Checking...credit card reversal pending	110.00			
Justice of Peace No 2 Checking...credit card payment pending	535.00			
Justice of Peace No 2 Checking...receipt correction pending	(976.00)			
Justice of Peace No 2 Checking...credit card reversal pending	20.00			
General Checking...	0.00			
District Clerk Checking...	0.00			
County Attorney Hot Check Checking...	0.00			
COB 2001/REF 2010 Checking ..	0.00			
GOB 2013 Project Checking ..	0.00			
County Clerk Checking...credit card payment pending	297.24			
County Clerk Checking...credit card reversal pending	0.00			
County Clerk Checking...State Comptroller payment pending	0.00			
County Clerk Checking...E-file payment processed	65.00	<u>3,301.18</u>		
<b>Investment Pools ... Investment Service For Public Funds</b>				
TexPool ... General	0.00			
TexPool ... COB Series 2001/GOB Series 2010 Interest & Sinking	0.00			
TexPool ... GOB Series 2013 Jail Project	0.00			
Texas Class ... GOB Series 2013 Jail Project	<u>0.00</u>	<u>0.00</u>		
<b>Other Unallocated Funds</b>				
none reported	<u>0.00</u>	<u>0.00</u>	<u>3,301.18</u>	<b><u>22,161,088.73</u></b>

**GILLESPIE COUNTY, TEXAS**

**Cash and Investment Balances  
 All Funds Managed by County Treasurer**

**For Period Ended July 31, 2017**

CHECKING and INVESTMENT ACCOUNTS		
<b>CHECKING ACCOUNTS</b>		
GENERAL OPERATING ... Interest Bearing Checking	1.17	
Cash On Hand	0.00	
Deposit In Process	6.00	
Deposit In Process	7,596.98	
Deposit In Process	0.00	
Online Transfer ... COB2001/Ref2010 I&S	0.00	
Online Transfer ... GOB 2013 I&S	0.00	
Online Transfer ...	0.00	
Outstanding Financial Checks	(108,391.65)	
Outstanding Payroll Checks	(11,404.04)	
Check(s) pending release	0.00	(112,191.54)
GENERAL OPERATING ... Interest Bearing Sweep Account		
Sweep of General Operating Checking	<u>13,932,209.48</u>	<u>13,932,209.48</u>
COB Series 2001 / GOREfuding Series 2010 INTEREST & SINKING Checking	1.00	
Cash On Hand	0.00	
Online Transfer ... from General Fund	0.00	
Online Transfer	0.00	
Outstanding Checks	<u>0.00</u>	<u>1.00</u>
COB Series 2001 / GOREfuding Series 2010 INTEREST & SINKING ...		
Interest Bearing Sweep Account		
Sweep of General Operating Checking	<u>32,328.99</u>	<u>32,328.99</u>
COUNTY ATTORNEY HOT CHECK ... Interest Bearing Checking	13,745.36	
Cash On Hand	0.00	
Deposit In Process	60.00	
Online Transfer	0.00	
Outstanding Checks	(2,894.24)	<u>10,911.12</u>
JUSTICE OF THE PEACE No 1 ... Interest Bearing Checking	47,112.36	
Cash On Hand	0.00	
Deposit In Process	178.51	
Online Transfer ... to General Checking	0.00	
Outstanding Checks	(1,121.40)	<u>46,169.47</u>



**GILLESPIE COUNTY, TEXAS**

**Cash and Investment Balances  
 All Funds Managed by County Treasurer**

**For Period Ended July 31, 2017**

<b>CHECKING and INVESTMENT ACCOUNTS (continued)</b>			
<b>CHECKING ACCOUNTS ... Continued</b>			
JUSTICE OF THE PEACE No 2 ... Interest Bearing Checking	13,397.01		
Cash On Hand	0.00		
Deposit In Process	337.53		
Online Transfer	0.00		
Outstanding Checks	<u>(420.30)</u>	<u>13,314.24</u>	
COUNTY CLERK ... Interest Bearing Checking	55,235.10		
Cash On Hand	0.00		
Deposit In Process	2,035.00		
Deposit In Process	216.00		
Deposit In Process	50.00		
Online Transfer ... to General Checking	0.00		
Outstanding Checks ... checks outstanding prior to 10.01.2009	<u>(108.50)</u>		
Outstanding Checks ... outstanding checks post 09.30.2009	<u>(619.32)</u>	<u>56,808.28</u>	
DISTRICT CLERK ... Interest Bearing Checking	60,271.61		
Cash On Hand	0.00		
Deposit In Process	144.00		
Deposit In Process	0.00		
Online Transfer ...	0.00		
Outstanding Checks ... checks outstanding prior to 10.01.2009	<u>(4,361.86)</u>		
Outstanding Checks ... outstanding checks post 09.30.2009	<u>(12,873.20)</u>	<u>43,180.55</u>	
GOB SERIES 2013 - Jail Project ... Interest Bearing Checking	1.00		
Cash On Hand	0.00		
Online Transfer	0.00		
Deposit In Process	0.00		
Outstanding Checks	<u>0.00</u>	<u>1.00</u>	
GOB SERIES 2013 - Jail Project ... Interest Bearing Sweep Account			
Sweep of GOB 2013 Jail Project Checking	<u>37,281.92</u>	<u>37,281.92</u>	
GOB SERIES 2013 - Interest & Sinking ... Interest Bearing Checking	1.00		
Cash On Hand	0.00		
Online Transfer ... from General Fund	0.00		
Online Transfer	0.00		
Online Transfer	0.00		
Outstanding Checks	<u>0.00</u>	<u>1.00</u>	
GOB SERIES 2013 - Interest & Sinking ... Interest Bearing Sweep Account			
Sweep of GOB 2013 Interest & Sinking Sweek	<u>277,160.23</u>	<u>277,160.23</u>	<u>14,337,175.74</u>

**GILLESPIE COUNTY, TEXAS**

**Cash and Investment Balances  
 All Funds Managed by County Treasurer**

**For Period Ended July 31, 2017**

**CHECKING and INVESTMENT ACCOUNTS (continued)**

**TIME CERTIFICATE OF DEPOSIT(s)**

All General Fund (10.) Investments

**Texas Regional Bank ... formerly Blanco National Bank**

TRB CD paid monthly .. 11.07.2017 maturity	100,000.00	
TRB CD paid monthly .. 02.11.2018 maturity	100,000.00	
TRB CD paid monthly .. 01.02.2018 maturity	100,000.00	
TRB CD paid monthly .. 07.19.2018 maturity	100,000.00	
TRB CD paid monthly .. 03.07.2018 maturity	100,000.00	
TRB CD paid monthly .. 09.07.2017 maturity	100,000.00	
TRB CD paid monthly .. 10.07.2017 maturity	100,000.00	
TRB CD paid monthly .. 05.28.2018 maturity	100,000.00	
TRB CD paid monthly .. 05.28.2018 maturity	100,000.00	
TRB CD paid monthly .. 08.02.2017 maturity	100,000.00	
TRB CD paid monthly .. 11.02.2017 maturity	100,000.00	
TRB CD paid monthly .. 12.02.2017 maturity	100,000.00	
TRB CD paid monthly .. 04.18.2018 maturity	100,000.00	
TRB CD paid monthly .. 11.22.2017 maturity	100,000.00	
TRB CD paid monthly .. 01.30.2018 maturity	100,000.00	
TRB CD paid monthly .. 01.30.2018 maturity	100,000.00	
TRB CD paid monthly .. 03.05.2018 maturity	100,000.00	
TRB CD paid monthly .. 04.01.2018 maturity	100,000.00	
TRB CD paid monthly .. 12.01.2017 maturity	100,000.00	
TRB CD paid monthly .. 04.01.2018 maturity	100,000.00	
TRB CD paid monthly .. 04.01.2018 maturity	100,000.00	
TRB CD paid monthly .. 04.15.2018 maturity	100,000.00	
TRB CD paid monthly .. 06.01.2018 maturity	100,000.00	
TRB CD paid monthly .. 06.15.2018 maturity	<u>100,000.00</u>	<u>2,400,000.00</u>

**Security State Bank & Trust (County Depository)**

SSB&T CD paid monthly .. 02.11.2018 maturity	100,000.00	
SSB&T CD paid monthly .. 05.02.2018 maturity	100,000.00	
SSB&T CD paid monthly .. 02.28.2018 maturity	100,000.00	
SSB&T CD paid monthly .. 10.29.2017 maturity	100,000.00	
SSB&T CD paid monthly .. 03.04.2018 maturity	250,000.00	
SSB&T CD paid monthly .. 04.01.2018 maturity	500,000.00	
SSB&T CD paid monthly .. 10.01.2017 maturity	500,000.00	<u>1,650,000.00</u> <u>4,050,000.00</u>



**GILLESPIE COUNTY, TEXAS**

**Cash and Investment Balances  
 All Funds Managed by County Treasurer**

**For Period Ended July 31, 2017**

CHECKING and INVESTMENT ACCOUNTS <small>(continued)</small>				
<b>INVESTMENT POOLS ... Investment Service For Public Funds</b>				
<b>TexPool</b>				
GENERAL ... Multi-Fund Account	3,513,324.22			
Deposit In Process	0.00			
Monies In Transit	<u>0.00</u>		<u>3,513,324.22</u>	
COB SERIES 2001/GORefunding SERIES 2010 ... Interest & Sinking	716.52			
Deposit In Process	0.00			
Monies In Transit	<u>0.00</u>		<u>716.52</u>	
GOB SERIES 2013 ... Jail Project	0.00			
Deposit In Process	0.00			
Monies In Transit	<u>0.00</u>		<u>0.00</u>	
TexPool sub-total			<u>3,514,040.74</u>	
<b>Texas Class</b>				
GOB SERIES 2013 ... Jail Project	255,072.25			
Deposit In Process	0.00			
Monies In Transit	<u>0.00</u>		<u>255,072.25</u>	<u>3,769,112.99</u>
<b>CHANGE FUNDS</b>				
<b>Under General Fund (F.10)</b>				
Tax Office ... Teller Drawers (4)	1,200.00			
Tax Office ... Office Administration	0.00			
County Clerk	100.00			
District Clerk	100.00			
Justice of Peace No 1	200.00			
Justice of Peace No 2	200.00			
Pioneer Memorial Library	100.00			
Sheriff ... Administration	50.00			
Sheriff ... Jail Operations	50.00			
County Treasurer	1,000.00			
County Warehouse	<u>0.00</u>		<u>3,000.00</u>	
<b>Under Sheriff Seizure (F.30)</b>				
Sheriff ... Administrative Office	<u>1,750.00</u>		<u>1,750.00</u>	
<b>Under County Attorney Hot Check (F.80)</b>				
County Attorney	<u>50.00</u>		<u>50.00</u>	<u>4,800.00</u>
				<b><u>22,161,088.73</u></b>

## GILLESPIE COUNTY, TEXAS

### Cash and Investment Balances All Funds Managed by County Treasurer

For Period Ended July 31, 2017

DISTRICT CLERK HOLDING					
HOLDING ACCOUNT (s)			CASH and INVESTMENTS		
holding account(s)	<u>17,158.60</u>	<u>17,158.60</u>	<u>17,158.60</u>	<u>17,158.60</u>	<u>17,158.60</u>
<b>INVESTMENT POOLS ... Investment Service For Public Funds</b>					
TEXPOOL ... DISTRICT CLERK HOLDING	17,158.60				
Deposit In Process	0.00				
Monies In Transit	<u>0.00</u>	<u>17,158.60</u>	<u>17,158.60</u>	<u>17,158.60</u>	<u>17,158.60</u>

COUNTY CLERK HOLDING					
HOLDING ACCOUNT (s)			CASH and INVESTMENTS		
holding account(s)	<u>121,527.82</u>	<u>121,527.82</u>	<u>121,527.82</u>	<u>121,527.82</u>	<u>121,527.82</u>
<b>INVESTMENT POOLS ... Investment Service For Public Funds</b>					
TEXPOOL ... COUNTY CLERK HOLDING	121,527.82				
Deposit In Process	0.00				
Monies In Transit	<u>0.00</u>	<u>121,527.82</u>	<u>121,527.82</u>	<u>121,527.82</u>	<u>121,527.82</u>



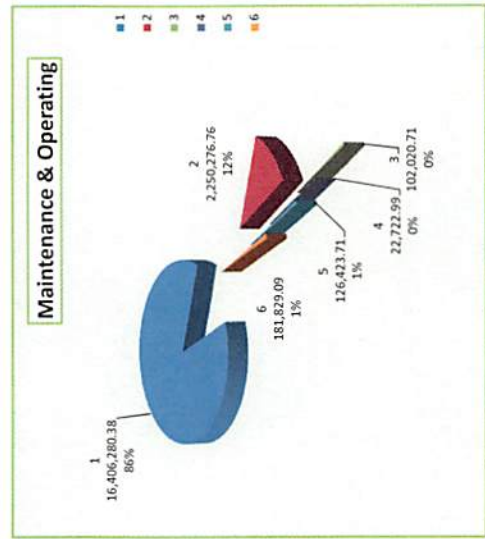
Laura Lundquist, CCA, CIA  
 Gillespie County Treasurer  
 Gillespie County, Texas



**GILLESPIE COUNTY, TEXAS**  
**STATEMENT OF**  
**Receipts, Disbursements, Electronic Funds Transfers, Payroll, Interfund Allocations, Adjustments, and Time Investments**  
**of County Funds Managed by County Treasurer**

For the Period Ended July 31, 2017

For Current Account Period	Cash Balance as of 06.30.2017	Receipts	Disbursements	Electronic Fund Transfers	Payroll	Total Disbursements	Interfund Allocations In	Interfund Allocations Out	FY2017 Adjustments	FY2016 YE Adjustments	Cash Balances as of 07.31.2017	Time Investments	Adjusted Cash Balance as of 07.31.2017	For Current Account Period
<b>GENERAL and ROAD &amp; BRIDGE ... Maintenance &amp; Operating Funds</b>														
F10 General	16,835,919.21	639,983.61	460,240.37	313,191.86	296,190.21	1,069,622.44					16,406,280.38	4,050,000.00	12,356,280.38	F10 General
<b>Road &amp; Bridge Funds</b>														
F15 County Wide	2,187,653.58	78,063.11	12,864.34		2,575.59	15,439.93					2,250,276.76		2,250,276.76	Road & Bridge Funds
F16 Precinct No 1	174,972.66	128.15	59,115.53		13,964.57	73,080.10					102,020.71		102,020.71	F16 Precinct No 1
F17 Precinct No 2	49,250.02	3,733.45	17,255.44		13,005.04	30,260.48					22,722.99		22,722.99	F17 Precinct No 2
F18 Precinct No 3	174,643.81	130.13	31,539.95		16,810.28	48,350.23					126,423.71		126,423.71	F18 Precinct No 3
F19 Precinct No 4	231,869.05	202.30	26,094.12		24,178.14	50,272.26					181,829.09		181,829.09	F19 Precinct No 4
Sub-Total R&B	2,018,419.12	82,257.14	146,809.36	0.00	70,533.62	217,403.00	0.00	0.00	0.00	0.00	2,063,273.26	0.00	2,063,273.26	Sub-Total R&B
<b>Sub-Totals General / Road &amp; Bridge ... Maintenance &amp; Operating Funds</b>	<b>19,654,338.33</b>	<b>722,240.75</b>	<b>607,109.75</b>	<b>313,191.86</b>	<b>366,723.83</b>	<b>1,287,025.44</b>	<b>0.00</b>	<b>0.00</b>	<b>0.00</b>	<b>0.00</b>	<b>19,089,553.64</b>	<b>4,050,000.00</b>	<b>15,039,553.64</b>	<b>Sub-Totals General / Road &amp; Bridge ... Maintenance &amp; Operating Funds</b>



Fund	Cash Balance
1 (F10 General)	16,406,280.38
2 (F15 County Wide)	2,250,276.76
3 (F16 Precinct No 1)	102,020.71
4 (F17 Precinct No 2)	22,722.99
5 (F18 Precinct No 3)	126,423.71
6 (F19 Precinct No 4)	181,829.09
<b>Total</b>	<b>19,089,553.64</b>

**GILLESPIE COUNTY, TEXAS**  
**STATEMENT OF**  
**Receipts, Disbursements, Electronic Funds Transfers, Payroll, Interfund Allocations, Adjustments, and Time Investments**  
**of County Funds Managed by County Treasurer**

For the Period Ended July 31, 2017

For Current Account Period	Cash Balance as of 06.30.2017	Receipts	Disbursements	Electronic Fund Transfers	Payroll	Total Disbursements	Interfund Allocations In	Interfund Allocations Out	FY2017 Adjustments	FY2016 YE Adjustments	Cash Balances as of 07.31.2017	Time Investments	Adjusted Cash Balance as of 07.31.2017	For Current Account Period
<b>SPECIAL REVENUE</b>														
F20 Law Library	1,639.87	2,310.00	57.00			57.00					3,892.87		3,892.87	F20 Law Library
F21 Lateral Road Precinct Depts														F21 Lateral Road Precinct Depts
Precinct No 1	6,658.22					0.00					6,658.22		6,658.22	Precinct No 1
Precinct No 2	6,683.25					0.00					6,683.25		6,683.25	Precinct No 2
Precinct No 3	6,658.22					0.00					6,658.22		6,658.22	Precinct No 3
Precinct No 4	6,658.22					0.00					6,658.22		6,658.22	Precinct No 4
F24 Probate														F24 Probate
Training	4,177.24	51.00				0.00					4,228.24		4,228.24	Training
Guardianship Program	30,828.70	340.00				0.00					31,168.70		31,168.70	Guardianship Program
F25 Court Reporter	1,961.11	705.00				0.00					2,666.11		2,666.11	F25 Court Reporter
F28 County Records Mgmt	76,613.76	1,649.65				0.00					78,263.41		78,263.41	F28 County Records Mgmt
F29 County Clerk Records Mgmt	157,297.85	7,400.00	1.97		1,758.09	1,760.06					162,937.79		162,937.79	F29 County Clerk Records Mgmt
F30 Sheriff Forfeiture	47,774.52	44.88				0.00					47,819.40		47,819.40	F30 Sheriff Forfeiture
F93 Sheriff Abandoned Vehicle	1,212.55	1.14				0.00					1,213.69		1,213.69	F93 Sheriff Abandoned Vehicle
F31 Justice Court Bldg Security	33,259.52	249.95				0.00					33,509.47		33,509.47	F31 Justice Court Bldg Security
F32 Courthouse Security	30,079.50	1,925.98				0.00					32,005.48		32,005.48	F32 Courthouse Security
F34 District Clerk Records Mgmt	9,933.00	275.00				0.00					10,208.00		10,208.00	F34 District Clerk Records Mgmt
F35 County & District Courts Technology	23,110.61	629.09				0.00					23,739.70		23,739.70	F35 County & District Courts Technology
F36 Occupancy Tax	531,328.22	66,770.87				0.00					598,099.09		598,099.09	F36 Occupancy Tax
F37 Pretrial Intervention	135,025.71					0.00					135,025.71		135,025.71	F37 Pretrial Intervention
F51 Justice Court Technology	127,482.70	999.62				0.00					128,482.32		128,482.32	F51 Justice Court Technology
F72 Airport Operating	571,720.26	17,139.49	2,893.18		6,773.74	9,666.92					579,192.83		579,192.83	F72 Airport Operating
F78 LEOSE - Sheriff	8,776.82					0.00					8,776.82		8,776.82	F78 LEOSE - Sheriff
F79 LEOSE- Constable 1	9,385.42					0.00					9,385.42		9,385.42	F79 LEOSE- Constable 1
F82 LEOSE-Constable 2	7,331.75					0.00					7,331.75		7,331.75	F82 LEOSE-Constable 2
F81 Tax Assessor-M V I	106.75					0.00					106.75		106.75	F81 Tax Assessor-M V I
F40 Sheriff Equitable Sharing	1,213.01	1.14				0.00					1,214.15		1,214.15	F40 Sheriff Equitable Sharing
<b>Sub-Totals Special Revenue</b>	<b>1,836,916.78</b>	<b>100,492.81</b>	<b>2,952.15</b>	<b>0.00</b>	<b>8,531.83</b>	<b>11,483.98</b>	<b>0.00</b>	<b>0.00</b>	<b>0.00</b>	<b>0.00</b>	<b>1,925,925.61</b>	<b>0.00</b>	<b>1,925,925.61</b>	<b>Sub-Totals Special Revenue</b>



**GILLESPIE COUNTY, TEXAS**  
**STATEMENT OF**  
**Receipts, Disbursements, Electronic Funds Transfers, Payroll, Interfund Allocations, Adjustments, and Time Investments**  
**of County Funds Managed by County Treasurer**

For the Period Ended July 31, 2017

For Current Account Period	Cash Balance as of 06.30.2017	Receipts	Disbursements	Electronic Fund Transfers	Payroll	Total Disbursements	Interfund Allocations In	Interfund Allocations Out	FY2017 Adjustments	FY2016 YE Adjustments	Cash Balances as of 07.31.2017	Time Investments	Adjusted Cash Balance as of 07.31.2017
----------------------------	-------------------------------	----------	---------------	---------------------------	---------	---------------------	--------------------------	---------------------------	--------------------	-----------------------	--------------------------------	------------------	--

SPECIAL REVENUE ... GRANTS													
F11 Grants ... General - Energy Efficiency	0.00					0.00					0.00		0.00
F11 Grants ... Law Enforcement, Emergency Services P25 Compliant Radio	0.00					0.00					0.00		0.00
F54 PML .. Loan Star Grant	258.39					0.00					258.39		258.39
F54 PML .. PAC-HUG Grant	211.40					0.00					211.40		211.40
F71 Airport Capital Project Grant	15.18					0.00			0.00		15.18		15.18
<b>Sub-Totals Special Revenue .. Grants</b>	<b>484.97</b>	<b>0.00</b>	<b>0.00</b>	<b>0.00</b>	<b>0.00</b>	<b>0.00</b>	<b>0.00</b>	<b>0.00</b>	<b>0.00</b>	<b>0.00</b>	<b>484.97</b>	<b>0.00</b>	<b>484.97</b>

CERTIFICATES OF OBLIGATION BONDS and GENERAL OBLIGATION BONDS ... Project Operating Accounts													
F61 GOB Series 2013 ... Jail Project	292,063.93	291.24				0.00					292,355.17		292,355.17
<b>Sub-Totals COB ... GOB Operating</b>	<b>292,063.93</b>	<b>291.24</b>	<b>0.00</b>	<b>0.00</b>	<b>0.00</b>	<b>0.00</b>	<b>0.00</b>	<b>0.00</b>	<b>0.00</b>	<b>0.00</b>	<b>292,355.17</b>	<b>0.00</b>	<b>292,355.17</b>

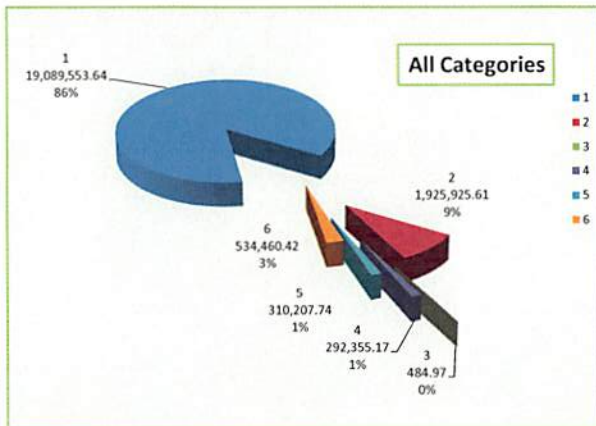
CERTIFICATES OF OBLIGATION BONDS and GENERAL OBLIGATION BONDS ... Interest & Sinking Accounts													
F62 GOB Series 2013 ... Interest & Sinking	273,502.97	3,658.26				0.00					277,161.23		277,161.23
F53 COB Series 2001 / GOB Refunding Series 2013 ... Interest & Sinking	32,353.15	693.36				0.00					33,046.51		33,046.51
<b>Sub-Totals COB ... GOB I&amp;S</b>	<b>305,856.12</b>	<b>4,351.62</b>	<b>0.00</b>	<b>0.00</b>	<b>0.00</b>	<b>0.00</b>	<b>0.00</b>	<b>0.00</b>	<b>0.00</b>	<b>0.00</b>	<b>310,207.74</b>	<b>0.00</b>	<b>310,207.74</b>



**GILLESPIE COUNTY, TEXAS**  
**STATEMENT OF**  
**Receipts, Disbursements, Electronic Funds Transfers, Payroll, Interfund Allocations, Adjustments, and Time Investments**  
**of County Funds Managed by County Treasurer**

**For the Period Ended July 31, 2017**

For Current Account Period	Cash Balance as of 06.30.2017	Receipts	Disbursements	Electronic Fund Transfers	Payroll	Total Disbursements	Interfund Allocations In	Interfund Allocations Out	FY2017 Adjustments	FY2016 YE Adjustments	Cash Balances as of 07.31.2017	Time Investments	Adjusted Cash Balance as of 07.31.2017	For Current Account Period
<b>TRUST and AGENCY</b>														
F22 Criminal Justice	72,007.19	30,895.15	431.98	101,292.85		101,724.83					1,177.51		1,177.51	F22 Criminal Justice
F27 Waste Water	750.00	350.00	550.00			550.00					550.00		550.00	F27 Waste Water
F80 County Attorney Hot Check	9,616.75	3,213.32	1,918.95			1,918.95					10,911.12		10,911.12	F80 County Attorney Hot Check
F89 McDermott (PML)	111,059.03	104.33				0.00					111,163.36		111,163.36	F89 McDermott (PML)
F92 Breiten (PML)	193,367.61	181.66				0.00					193,549.27		193,549.27	F92 Breiten (PML)
F85 Justice Of Peace 1	44,193.49	511.48	1,560.00			1,560.00					43,144.97		43,144.97	F85 Justice Of Peace 1
F86 Justice Of Peace 2	15,973.67	(2,448.87)	125.00			125.00					13,399.80		13,399.80	F86 Justice Of Peace 2
F83 Appellate Judicial	836.10	330.83				0.00					1,166.93		1,166.93	F83 Appellate Judicial
F84 Alternative Dispute Resolution	1,960.00	735.00				0.00					2,695.00		2,695.00	F84 Alternative Dispute Resolution
F90 Unclaimed Monies	57,075.87					0.00					57,075.87		57,075.87	F90 Unclaimed Monies
F94 County Clerk Operating	73,273.69	(13,927.74)	2,899.91			2,899.91					56,446.04		56,446.04	F94 County Clerk Operating
F95 District Clerk Operating	59,797.16	(16,616.61)				0.00					43,180.55		43,180.55	F95 District Clerk Operating
<b>Sub-Totals Trust and Agency</b>	<b>639,910.56</b>	<b>3,328.55</b>	<b>7,485.84</b>	<b>101,292.85</b>	<b>0.00</b>	<b>108,778.69</b>	<b>0.00</b>	<b>0.00</b>	<b>0.00</b>	<b>0.00</b>	<b>534,460.42</b>	<b>0.00</b>	<b>534,460.42</b>	<b>Sub-Totals Trust and Agency</b>
<b>TOTALS ALL FUNDS</b>	<b>22,729,570.69</b>	<b>830,704.97</b>	<b>617,547.74</b>	<b>414,484.71</b>	<b>375,255.66</b>	<b>1,407,288.11</b>	<b>0.00</b>	<b>0.00</b>	<b>0.00</b>	<b>0.00</b>	<b>22,152,987.55</b>	<b>4,050,000.00</b>	<b>18,102,987.55</b>	<b>TOTALS ALL FUNDS</b>



**Cash Balances by Category**  
As of July 31, 2017

1	19,089,553.64	Maintenance & Operating
2	1,925,925.61	Special Revenue
3	484.97	Special Revenue ... Grants
4	292,355.17	Certificates of Obligation Bonds & General Obligation Bonds ... Project Operating
5	310,207.74	Certificates of Obligation Bonds & General Obligation Bonds ... Interest & Sinking
6	534,460.42	Trust and Agency
<b>TOTALS</b>	<b>22,152,987.55</b>	

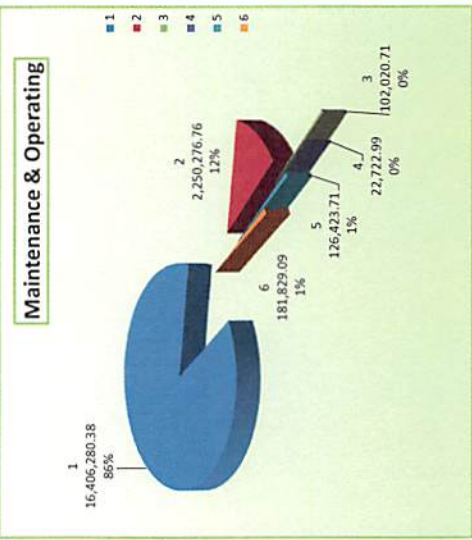
**GILLESPIE COUNTY, TEXAS**  
**STATEMENT OF**  
**Receipts, Disbursements, Electronic Funds Transfers, Payroll, Interfund Allocations, Adjustments, and Time Investments**  
**of County Funds Managed by County Treasurer**

Fiscal Year to Date as of Period Ended July 31, 2017

For Current Account Period	Cash Balance as of 09.30.2016	Receipts	Disbursements	Electronic Fund Transfers	Payroll	Total Disbursements	Interfund Allocations In	Interfund Allocations Out	FY2017 Adjustments	FY2016 YE Adjustments	Cash Balances as of 07.31.2017	Time Investments	Adjusted Cash Balance as of 07.31.2017
<b>GENERAL and ROAD &amp; BRIDGE ... Maintenance &amp; Operating Funds</b>													
F10 General	12,334,694.04	16,531,834.37	6,447,070.44	2,744,816.78	3,267,785.36	12,459,672.58			(575.45)		16,406,280.38	4,050,000.00	12,356,280.38
<b>Road &amp; Bridge Funds</b>													
F15 County Wide	348,372.04	3,301,796.08	468,777.69		31,113.67	499,891.36		900,000.00			2,250,276.76		2,250,276.76
F16 Precinct No 1	299,702.39	70,402.45	296,809.56		182,324.57	479,134.13	211,050.00				102,020.71		102,020.71
F17 Precinct No 2	306,892.17	85,004.36	393,982.81		186,780.73	580,763.54	211,590.00				22,722.99		22,722.99
F18 Precinct No 3	298,810.08	32,119.53	229,457.55		221,648.35	451,105.90	246,600.00				126,423.71		126,423.71
F19 Precinct No 4	298,831.13	80,923.69	247,106.59		181,579.14	428,685.73	230,760.00				181,829.09		181,829.09
Sub-Total R&B	1,552,607.81	3,570,246.11	1,636,134.20	0.00	603,446.46	2,439,580.66	900,000.00	900,000.00	0.00	0.00	2,693,373.26	0.00	2,693,373.26
<b>Sub-Totals General / Road &amp; Bridge ... Maintenance &amp; Operating Funds</b>	13,887,301.85	20,102,080.48	8,083,204.64	2,744,816.78	4,071,231.82	14,899,253.24	900,000.00	900,000.00	(575.45)	0.00	19,089,553.64	4,050,000.00	15,039,553.64

**Maintenance & Operating Cash Balances by Fund As of July 31, 2017**

Cash Balances by Fund	General Fund
1	16,406,280.38
2	2,250,276.76
3	102,020.71
4	22,722.99
5	126,423.71
6	181,829.09
<b>Total</b>	<b>19,089,553.64</b>





**GILLESPIE COUNTY, TEXAS  
STATEMENT OF  
Receipts, Disbursements, Electronic Funds Transfers, Payroll, Interfund Allocations, Adjustments, and Time Investments  
of County Funds Managed by County Treasurer  
Fiscal Year to Date as of Period Ended July 31, 2017**

For Current Account Period	Cash Balance as of	Receipts	Disbursements	Electronic Fund Transfers	Payroll	Total Disbursements	In Interfund Allocations	Out Interfund Allocations	Adjusted FY2017	FY2016 YE Adjustments	Cash Balances as of	Investments Time	Adjusted Cash Balance as of	For Current Account Period
09.30.2016	07.31.2017										07.31.2017		07.31.2017	

SPECIAL REVENUE														
F20 Law Library	2,467.24	13,615.00	12,189.37			12,189.37					3,892.87		3,892.87	F20 Law Library
F21 Lateral Road Precinct														F21 Lateral Road Precinct
Depts														Depts
Precinct No 1	13,291.39	6,658.22	13,291.39			13,291.39					6,658.22		6,658.22	Precinct No 1
Precinct No 2	25.04	6,658.21	0.00			0.00					6,683.25		6,683.25	Precinct No 2
Precinct No 3	6,658.22	6,658.22	6,658.22			6,658.22					6,658.22		6,658.22	Precinct No 3
Precinct No 4	0.00	6,658.22	0.00			0.00					6,658.22		6,658.22	Precinct No 4
F24 Probate														F24 Probate
Training	4,299.77	441.00	512.53			512.53					4,228.24		4,228.24	Training
Guardianship Program	28,228.70	2,940.00	0.00			0.00					31,168.70		31,168.70	Guardianship Program
F25 Court Reporter	3,248.11	3,525.00	4,107.00			4,107.00					2,666.11		2,666.11	F25 Court Reporter
F28 County Records Mgmt	69,004.06	9,259.35	0.00			0.00					78,263.41		78,263.41	F28 County Records Mgmt
F29 County Clerk Records	117,867.78	58,785.00	27.87		13,687.12	13,714.99					162,937.79		162,937.79	F29 County Clerk Records
Mgmt														Mgmt
F30 Sheriff Forfeiture	41,956.71	7,128.44	1,265.75			1,265.75					47,819.40		47,819.40	F30 Sheriff Forfeiture
F30 Sheriff Abandoned Vehicle	1,206.15	7.54	0.00			0.00					1,213.69		1,213.69	F30 Sheriff Abandoned Vehicle
F31 Justice Court Bldg Security	31,719.70	1,789.77	0.00			0.00					33,509.47		33,509.47	F31 Justice Court Bldg Security
F32 Courthouse Security	17,774.07	14,231.87	0.46			0.46					32,005.48		32,005.48	F32 Courthouse Security
F34 District Clerk Records	8,791.19	1,416.81	0.00			0.00					10,208.00		10,208.00	F34 District Clerk Records
Mgmt														Mgmt
F35 County & District Courts	20,360.61	3,379.09	0.00			0.00					23,739.70		23,739.70	F35 County & District Courts
Technology														Technology
F36 Occupancy Tax	608,412.96	454,842.81	465,156.68			465,156.68					598,099.09		598,099.09	F36 Occupancy Tax
F37 Pretrial Intervention	127,525.71	7,500.00	0.00			0.00					135,025.71		135,025.71	F37 Pretrial Intervention
F51 Justice Court Technology	121,167.37	7,314.95	0.00			0.00					128,482.32		128,482.32	F51 Justice Court Technology
F72 Airport Operating	952,258.99	188,675.32	491,103.78		70,637.70	561,741.48					579,192.83		579,192.83	F72 Airport Operating
F78 LEOSE - Sheriff	5,436.41	3,340.41	0.00			0.00					8,776.82		8,776.82	F78 LEOSE - Sheriff
F79 LEOSE- Constable 1	8,702.83	682.59	0.00			0.00					9,385.42		9,385.42	F79 LEOSE- Constable 1
F82 LEOSE-Constable 2	6,649.16	682.59	0.00			0.00					7,331.75		7,331.75	F82 LEOSE-Constable 2
F81 Tax Assessor-M V I	106.75	0.00	0.00			0.00					106.75		106.75	F81 Tax Assessor-M V I
F40 Sheriff Equitable Sharing	1,206.61	7.54	0.00			0.00					1,214.15		1,214.15	F40 Sheriff Equitable Sharing
Sub-Totals	2,198,365.53	806,197.95	994,313.05	0.00	84,324.82	1,078,637.87	0.00	0.00	0.00	0.00	1,925,925.61	0.00	1,925,925.61	Sub-Totals
Special Revenue														Special Revenue
Sub-Totals	1,925,925.61	0.00	0.00	0.00	0.00	0.00	0.00	0.00	0.00	0.00	1,925,925.61	0.00	1,925,925.61	Sub-Totals



**GILLESPIE COUNTY, TEXAS**  
**STATEMENT OF**  
**Receipts, Disbursements, Electronic Fund Transfers, Payroll, Interfund Allocations, Adjustments, and Time Investments**  
**of County Funds Managed by County Treasurer**

Fiscal Year to Date as of Period Ended July 31, 2017

For Current Account Period	Cash Balance as of 09.30.2016	Receipts	Disbursements	Electronic Fund Transfers	Payroll	Total Disbursements	Interfund Allocations In	Interfund Allocations Out	FY2017 Adjustments	FY2016 YE Adjustments	Cash Balances as of 07.31.2017	Adjusted Cash Balance as of 07.31.2017	Time Investments	For Current Account Period
----------------------------	-------------------------------	----------	---------------	---------------------------	---------	---------------------	--------------------------	---------------------------	--------------------	-----------------------	--------------------------------	--	------------------	----------------------------

SPECIAL REVENUE ... GRANTS														
F11 Grants ... General - Energy Efficiency	0.00					0.00					0.00	0.00		
F11 Grants ... Law Enforcement, Emergency Services P25 Compliant Radio	0.00					0.00					0.00	0.00		
F54 PML .. Loan Star Grant	258.39					0.00					258.39	258.39		
F54 PML .. PAC-HUG Grant	211.40					0.00					211.40	211.40		
F71 Airport Capital Project Grant	15.18					0.00				0.00	15.18	15.18		
<b>Sub-Totals Special Revenue .. Grants</b>	<b>484.97</b>	<b>0.00</b>	<b>0.00</b>	<b>0.00</b>	<b>0.00</b>	<b>0.00</b>	<b>0.00</b>	<b>0.00</b>	<b>0.00</b>	<b>0.00</b>	<b>484.97</b>	<b>484.97</b>	<b>0.00</b>	<b>0.00</b>

CERTIFICATES OF OBLIGATION BONDS and GENERAL OBLIGATION BONDS ... Project Operating Accounts														
F61 GOB Series 2013 ... Jail Project	290,019.50	2,335.67				0.00					292,355.17	292,355.17		
<b>Sub-Totals GOB Operating</b>	<b>290,019.50</b>	<b>2,335.67</b>	<b>0.00</b>	<b>0.00</b>	<b>0.00</b>	<b>0.00</b>	<b>0.00</b>	<b>0.00</b>	<b>0.00</b>	<b>0.00</b>	<b>292,355.17</b>	<b>292,355.17</b>	<b>0.00</b>	<b>0.00</b>

CERTIFICATES OF OBLIGATION BONDS and GENERAL OBLIGATION BONDS ... Interest & Sinking Accounts														
F62 GOB Series 2013 ... Interest & Sinking	367,170.78	697,615.45				787,625.00					277,161.23	277,161.23		
F53 COB Series 2001 / GOB Refunding Series 2013 ... Interest & Sinking	60,224.16	140,879.85	750.00			168,057.50					33,046.51	33,046.51		
<b>Sub-Totals GOB I&amp;S</b>	<b>427,394.94</b>	<b>838,495.30</b>	<b>750.00</b>	<b>954,932.50</b>	<b>0.00</b>	<b>955,682.50</b>	<b>0.00</b>	<b>0.00</b>	<b>0.00</b>	<b>0.00</b>	<b>310,207.74</b>	<b>310,207.74</b>	<b>0.00</b>	<b>0.00</b>

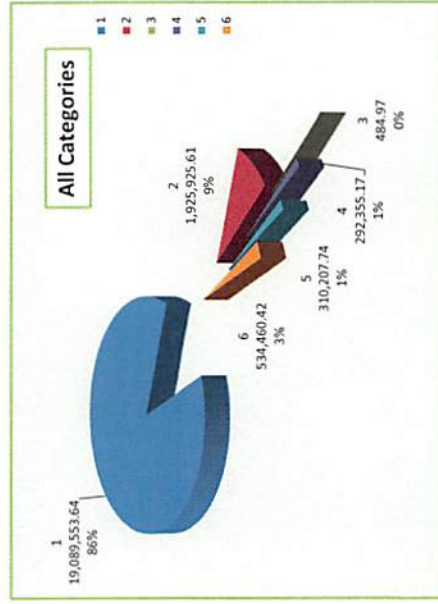


**GILLESPIE COUNTY, TEXAS**  
**STATEMENT OF**  
**Receipts, Disbursements, Electronic Funds Transfers, Payroll, Interfund Allocations, Adjustments, and Time Investments**  
**of County Funds Managed by County Treasurer**

Fiscal Year to Date as of Period Ended July 31, 2017

For Current Account Period	Cash Balance as of 09.30.2016	Receipts	Disbursements	Electronic Fund Transfers	Payroll	Total Disbursements	Interfund Allocations In	Interfund Allocations Out	FY2017 Adjustments	FY2016 YE Adjustments	Cash Balances as of 07.31.2017	Time Investments	Adjusted Cash Balance as of 07.31.2017
<b>TRUST and AGENCY</b>													
F22 Criminal Justice	54,932.91	250,731.03	2,059.51	302,426.92		304,486.43					1,177.51	F22 Criminal Justice	1,177.51
F27 Waste Water	730.00	2,140.00	2,320.00			2,320.00					550.00	F27 Waste Water	550.00
F80 County Attorney Hot Check	7,577.51	32,218.48	28,884.87			28,884.87					10,911.12	F80 County Attorney Hot Check	10,911.12
F89 McDermott (PML)	110,471.53	691.83				0.00					111,163.36	F89 McDermott (PML)	111,163.36
F92 Breiten (PML)	201,971.34	1,220.27	9,738.21			9,738.21			95.87		193,549.27	F92 Breiten (PML)	193,549.27
F85 Justice Of Peace 1	35,430.40	136,563.08	128,848.51			128,848.51					43,144.97	F85 Justice Of Peace 1	43,144.97
F86 Justice Of Peace 2	15,777.64	83,551.95	85,929.79			85,929.79					13,399.80	F86 Justice Of Peace 2	13,399.80
F83 Appellate Judicial	1,156.16	1,947.55	1,936.78			1,936.78					1,166.93	F83 Appellate Judicial	1,166.93
F84 Alternative Dispute Resolution	1,857.31	4,980.00	4,142.31			4,142.31					2,695.00	F84 Alternative Dispute Resolution	2,695.00
F90 Unclaimed Monies	57,058.39	26.00	8.52			8.52					57,075.87	F90 Unclaimed Monies	57,075.87
F94 County Clerk Operating	54,774.79	265,039.63	263,368.38			263,368.38					56,446.04	F94 County Clerk Operating	56,446.04
F95 District Clerk Operating	48,925.35	77,602.54	83,347.34			83,347.34					43,180.55	F95 District Clerk Operating	43,180.55
<b>Sub-Totals Trust and Agency</b>	<b>590,663.33</b>	<b>856,712.36</b>	<b>610,584.22</b>	<b>302,426.92</b>	<b>0.00</b>	<b>913,011.14</b>	<b>0.00</b>	<b>0.00</b>	<b>95.87</b>	<b>0.00</b>	<b>534,460.42</b>	<b>Sub-Totals Trust and Agency</b>	<b>534,460.42</b>

For Current Account Period	Cash Balance as of 09.30.2016	Receipts	Disbursements	Electronic Fund Transfers	Payroll	Total Disbursements	Interfund Allocations In	Interfund Allocations Out	FY2017 Adjustments	FY2016 YE Adjustments	Cash Balances as of 07.31.2017	Time Investments	Adjusted Cash Balance as of 07.31.2017
<b>TOTALS ALL FUNDS</b>	<b>17,384,230.12</b>	<b>22,605,821.76</b>	<b>9,688,851.91</b>	<b>4,002,176.20</b>	<b>4,155,656.64</b>	<b>17,846,584.75</b>	<b>900,000.00</b>	<b>900,000.00</b>	<b>(479.58)</b>	<b>0.00</b>	<b>22,152,987.55</b>	<b>4,050,000.00</b>	<b>18,102,987.55</b>



**FY2016-2017  
GILLESPIE COUNTY, TEXAS  
STATEMENT OF  
Fund Cash/ Investment Balances of All County Funds Managed By County Treasurer**

FUND DESCRIPTION ACTIVE FUNDS		FY2017	FY2016	FY2015	FY2014	FY2013	FY2012	FY2011	FY2010	FY2009	FY2008	FY2007	FY2006	FY2005
		As of 07.31.2017	As Of Fiscal Year Ending Date											
<b>GENERAL and ROAD &amp; BRIDGE Maintenance &amp; Operating</b>														
<b>F10</b>	<b>General Fund</b>													
	All Departments	16,406,280.38	12,334,694.04	10,425,972.66	9,427,791.73	7,929,967.87	6,382,410.44	7,099,577.50	8,058,141.42	9,262,263.41	8,857,295.99	7,871,493.01	6,391,051.39	4,764,571.70
<b>Road &amp; Bridge</b>														
F15	County Wide	2,250,276.76	348,372.04	341,842.65	378,620.01	285,411.34	269,007.62	247,933.84	231,323.63	415,645.89	590,087.10	266,135.87	214,879.76	325,631.63
F16	Precinct No 1	102,020.71	299,702.39	268,572.55	241,992.22	241,285.37	245,176.66	314,264.01	419,950.01	310,192.73	159,578.97	288,106.85	214,159.86	146,948.45
F17	Precinct No 2	22,722.99	306,892.17	267,713.97	250,708.69	263,049.77	258,790.65	290,025.28	437,336.83	225,655.61	238,217.17	214,371.88	129,291.12	143,620.74
F18	Precinct No 3	126,423.71	298,810.08	268,676.90	143,588.42	266,091.82	255,513.57	302,798.14	356,974.50	189,553.20	94,153.92	261,697.98	131,482.78	89,710.29
F19	Precinct No 4	181,829.09	298,831.13	269,015.94	228,968.64	296,509.28	242,510.97	296,473.77	334,265.94	297,466.40	205,119.63	294,441.60	144,424.27	87,076.99
	Road & Bridge Sub-Totals	2,683,273.26	1,552,607.81	1,415,822.01	1,243,877.98	1,352,347.58	1,270,999.47	1,451,495.04	1,779,850.91	1,438,513.83	1,287,156.79	1,324,754.18	834,237.79	792,988.10
<b>Sub-Totals General and Road &amp; Bridge Maintenance &amp; Operating</b>		<b>19,089,553.64</b>	<b>13,887,301.85</b>	<b>11,841,794.67</b>	<b>10,671,669.71</b>	<b>9,282,315.45</b>	<b>7,653,409.91</b>	<b>8,551,072.54</b>	<b>9,837,992.33</b>	<b>10,700,777.24</b>	<b>10,144,452.78</b>	<b>9,196,247.19</b>	<b>7,225,289.18</b>	<b>5,557,559.80</b>



**FY2016-2017  
GILLESPIE COUNTY, TEXAS  
STATEMENT OF  
Fund Cash/ Investment Balances of All County Funds Managed By County Treasurer**

FUND DESCRIPTION ACTIVE FUNDS		FY2017	FY2016	FY2015	FY2014	FY2013	FY2012	FY2011	FY2010	FY2009	FY2008	FY2007	FY2006	FY2005
<b>As Of Fiscal Year Ending Date</b>														
<b>SPECIAL REVENUE</b>														
F20	Law Library	3,892.87	2,467.24	7,760.46	13,480.79	22,378.86	28,338.91	39,192.23	43,400.98	41,852.55	42,419.59	40,079.68	36,066.66	31,284.42
F21	Lateral Road Precinct Depts										31,328.62	18,897.94	0.00	12,377.05
	Precinct No 1	6,658.22	13,291.39	6,633.18	0.00	0.00	0.00	0.00	0.00	0.00				
	Precinct No 2	6,683.25	25.04	0.00	0.00	0.00	0.00	0.00	0.00	0.00				
	Precinct No 3	6,658.22	6,658.22	0.00	0.00	0.00	0.00	0.00	0.00	0.00				
	Precinct No 4	6,658.22	0.00	0.00	0.00	0.00	0.00	0.00	0.00	0.00				
F24	Probate Fund													
	Training	4,228.24	4,299.77	4,572.06	4,124.42	4,478.28	3,863.76	4,145.00	3,616.94	3,996.51	3,568.10	3,645.71	3,765.83	3,195.83
	Guardianship Program	31,168.70	28,228.70	25,200.92	22,216.48	19,143.76	15,277.64	12,092.87	8,595.01	5,109.40	2,328.98			
F25	Court Reporter Service	2,666.11	3,248.11	467.33	236.68	2,457.15	772.43	531.72	3,586.72	3,925.99	4,749.95	4,047.90	5,121.28	5,477.58
F28	County Records Mgt	78,263.41	69,004.06	91,506.18	83,503.81	75,768.96	68,085.54	60,798.05	85,746.02	83,499.27	78,601.53	67,393.03	58,717.22	51,017.76
F29	County Clerk Rcds Mgt	162,937.79	117,867.78	103,515.09	86,517.49	60,025.77	49,201.97	50,654.52	68,198.97	73,472.48	70,443.27	82,242.00	72,150.57	72,669.38
F30	Sheriff Forfeiture	47,819.40	41,956.71	37,627.93	15,712.92	15,899.44	11,441.71	7,858.55	9,611.45	9,686.21	7,929.49	7,672.56	7,249.58	5,649.05
F93	Sheriff Abandoned Vehicle	1,213.69	1,206.15	1,201.61	1,199.37	1,197.57	1,195.50	1,193.43	1,191.12	1,188.59				
F31	Justice Court Bldg Security	33,509.47	31,719.70	29,522.59	27,149.25	24,171.38	21,074.90	18,274.01	14,515.70	10,916.77	7,584.19	4,002.12	1,179.63	
F32	Courthouse Security	32,005.48	17,774.07	2,097.39	12,630.03	44,053.70	71,743.76	102,026.09	130,994.24	144,526.10	135,480.79	121,098.83	107,026.56	97,568.68
F34	Distist Clerk Records Mgmt	10,208.00	8,791.19	7,114.22	5,630.28	5,335.50	3,698.05	5,990.38	4,439.59	2,786.99	1,052.78	1,379.12	3,360.24	2,440.00
F35	County & District Courts Technology	23,739.70	20,360.61	16,756.67	13,523.64	11,667.87	8,337.60	5,132.39	1,816.93					
F36	Occupacy Tax	598,099.09	608,412.96	538,177.10	447,100.78	390,614.91	338,673.95	308,813.75	320,237.64	317,065.36	247,888.90	119,121.10	0.00	
F37	Pretrial Intervention	135,025.71	127,525.71	123,025.71	123,025.71	122,525.71	114,790.71	66,662.71	28,926.64	13,800.00	7,300.00			
F51	Justice Court Technology	128,482.32	121,167.37	112,119.89	102,554.58	90,599.26	78,070.58	74,024.21	58,891.29	45,290.75	33,688.80	21,166.16	9,714.42	4,805.84
F72	Airport Operating	579,192.83	952,258.99	1,037,772.61	598,769.47	573,788.08	89,165.48	23,728.30	11,341.82	73,880.94	31,324.65	16,738.96	39,251.50	24,529.76
F78	LEOSE-Sheriff	8,776.82	5,436.41	4,028.28	2,058.58	0.00	1,126.08	4,026.08	2,976.21	7,014.12	5,446.60	4,467.33	3,818.12	2,074.71
F79	LEOSE-Constable 1	9,385.42	8,702.83	8,038.15	7,379.00	6,728.73	6,728.73	6,748.73	6,086.06	5,498.36	4,837.67	4,167.79	3,560.06	2,890.67
F82	LEOSE-Constable 2	7,331.75	6,649.16	5,984.48	6,105.88	5,455.61	5,455.61	5,455.61	5,537.84	5,421.92	4,761.23	4,091.35	3,785.87	3,116.48
F81	Tax Assessor M V I	106.75	106.75	106.75	106.75	106.75	106.75	95.92	73.66	73.66	0.00	2,290.79	2,178.41	1,833.73
F40	Sheriff Equitable Sharing	1,214.15	1,206.61	1,202.07	1,200.17									
	<b>Sub-Totals Special Revenue</b>	<b>1,925,925.61</b>	<b>2,198,365.53</b>	<b>2,164,430.67</b>	<b>1,574,226.08</b>	<b>1,476,397.29</b>	<b>917,149.66</b>	<b>797,444.55</b>	<b>809,784.83</b>	<b>849,005.97</b>	<b>720,735.14</b>	<b>522,502.37</b>	<b>356,945.95</b>	<b>320,930.94</b>



**FY2016-2017  
GILLESPIE COUNTY, TEXAS  
STATEMENT OF  
Fund Cash/ Investment Balances of All County Funds Managed By County Treasurer**

FUND DESCRIPTION ACTIVE FUNDS	FY2017	FY2016	FY2015	FY2014	FY2013	FY2012	FY2011	FY2010	FY2009	FY2008	FY2007	FY2006	FY2005
----------------------------------	--------	--------	--------	--------	--------	--------	--------	--------	--------	--------	--------	--------	--------

As Of Fiscal Year Ending Date

<b>SPECIAL REVENUE ... GRANTS</b>														
F11	Grants ... General - Energy Efficiency	0.00	0.00	0.00	0.00	0.00	38.98							
F11	Grants ... Law Enforcement, Emergency Services P25 Compliant Radio	0.00	0.00	0.00	75,248.14	(78,346.14)	0.00							
F54	PML...Loan Star Grant	258.39	258.39	258.39	258.39	258.39	258.39	258.39	254.04	345.29	522.91	293.50	65.12	28.36
F54	PML...PAC-HUG Grant	211.40	211.40	211.40	211.40	211.40	211.40	211.40	211.40	211.06	209.40	6,634.72	6,307.45	
F71	Airport Capital Project Grant	15.18	15.18	15.18	15.18	11,795.25								
	<b>Sub-Totals</b>													
	<b>Special Revenue ... Grants</b>	<b>484.97</b>	<b>484.97</b>	<b>484.97</b>	<b>75,733.11</b>	<b>(66,081.10)</b>	<b>469.79</b>	<b>508.77</b>	<b>465.44</b>	<b>556.35</b>	<b>732.31</b>	<b>6,928.22</b>	<b>6,372.57</b>	<b>28.36</b>

<b>CERTIFICATES OF OBLIGATION BONDS and GENERAL OBLIGATION BONDS Operating Accounts</b>													
F61	GOB Series 2013 ... Jail Project	292,355.17	290,019.50	491,873.19	5,249,856.00	13,952,401.46							
	<b>Sub-Totals</b>												
	<b>COB ... GOB Operating</b>	<b>292,355.17</b>	<b>290,019.50</b>	<b>491,873.19</b>	<b>5,249,856.00</b>	<b>13,952,401.46</b>	<b>0.00</b>	<b>0.00</b>	<b>0.00</b>	<b>0.00</b>	<b>0.00</b>	<b>0.00</b>	<b>0.00</b>

<b>CERTIFICATES OF OBLIGATION BONDS and GENERAL OBLIGATION BONDS Interest &amp; Sinking Accounts</b>														
F62	GOB Series 2013 ... Interest & Sinking	277,161.23	367,170.78	176,091.44	186,733.10	33,431.94								
F53	COB Series 2001 / GOB Refunding Series 2013 ... Interest & Sinking	33,046.51	60,224.16	22,393.57	30,914.07	37,851.74	30,199.42	28,061.84	2,624.28	8,069.04	82,110.37	95,558.09	31,073.48	23,260.33
	<b>Sub-Totals</b>													
	<b>COB ... GOB I&amp;S</b>	<b>310,207.74</b>	<b>427,394.94</b>	<b>198,485.01</b>	<b>217,647.17</b>	<b>71,283.68</b>	<b>30,199.42</b>	<b>28,061.84</b>	<b>2,624.28</b>	<b>8,069.04</b>	<b>82,110.37</b>	<b>95,558.09</b>	<b>31,073.48</b>	<b>23,260.33</b>

**FY2016-2017  
GILLESPIE COUNTY, TEXAS  
STATEMENT OF  
Fund Cash/ Investment Balances of All County Funds Managed By County Treasurer**

FUND DESCRIPTION ACTIVE FUNDS	FY2017	FY2016	FY2015	FY2014	FY2013	FY2012	FY2011	FY2010	FY2009	FY2008	FY2007	FY2006	FY2005
----------------------------------	--------	--------	--------	--------	--------	--------	--------	--------	--------	--------	--------	--------	--------

As Of Fiscal Year Ending Date

<b>TRUST and AGENCY</b>														
F22	Criminal Justice	1,177.51	54,932.91	54,332.95	56,439.35	62,059.07	51,843.04	61,241.11	72,063.98	65,435.27	86,647.15	71,204.17	56,514.01	47,492.20
F27	Waste Water	550.00	730.00	650.00	610.00	500.00	660.00	450.00	630.00	590.00	910.00	300.00	2,500.00	1,090.00
F80	County Attorney Hot Check	10,911.12	7,577.51	11,784.05	11,142.69	17,676.23	21,388.16	14,191.24	6,555.71	23,288.36	13,177.74	8,791.79	9,641.14	9,240.53
F89	McDermott (PML)	111,163.36	110,471.53	138,721.86	144,339.67	145,002.86	144,748.09	155,460.28	157,606.59	157,267.26	155,991.94	150,937.08	143,185.65	138,423.71
F92	Breiten (PML)	193,549.27	201,971.34	207,231.35	213,777.98	232,518.32	242,104.78	263,175.02	295,903.52	295,266.14	292,871.78	283,381.35	374,330.42	416,034.73
F85	Justice Peace No 1	43,144.97	35,430.40	39,391.40	36,196.17	38,870.87	32,802.78	31,544.44	42,704.30	27,861.46	32,606.50	31,714.74	31,364.72	20,388.07
F86	Justice Peace No 2	13,399.80	15,777.64	16,066.07	25,655.83	23,579.31	23,495.92	25,400.31	30,650.37	26,998.27	29,161.96	34,657.77	22,634.54	22,782.46
F83	Appellate Judicial	1,166.93	1,156.16	777.34	703.81	1,315.45	1,354.03	1,180.92	1,181.94	1,075.75	1,547.53	1,154.53	1,161.47	819.50
F84	Alternative Dispute	2,695.00	1,857.31	2,195.50	720.00	1,796.86	1,493.98	2,087.71	1,840.22	1,664.85	1,697.66	2,052.55	2,024.68	6,530.00
F90	Unclaimed Monies	57,075.87	57,058.39	54,211.45	55,949.27	50,746.77	48,698.94	47,544.20	47,757.66	46,394.14	43,344.41	36,840.41	5,213.28	4,961.20
F94	County Clerk Operating	56,446.04	54,774.79	42,645.44	43,947.02	33,039.61	38,409.66	32,375.08	41,376.98					
F95	District Clerk Operating	43,180.55	48,925.35	71,669.36	86,979.66	41,113.16	41,651.53	48,532.38	47,975.16					
	<b>Sub-Totals Trust &amp; Agency</b>	<b>534,460.42</b>	<b>590,663.33</b>	<b>639,676.77</b>	<b>676,461.45</b>	<b>648,218.51</b>	<b>648,650.91</b>	<b>683,182.69</b>	<b>746,246.43</b>	<b>645,841.50</b>	<b>657,956.67</b>	<b>621,034.39</b>	<b>648,569.91</b>	<b>667,762.40</b>

<b>TOTALS ALL ACTIVE FUNDS</b>														
		<b>22,152,987.55</b>	<b>17,394,230.12</b>	<b>15,336,745.28</b>	<b>18,465,593.52</b>	<b>25,364,535.29</b>	<b>9,249,879.69</b>	<b>10,060,270.39</b>	<b>11,397,113.31</b>	<b>12,204,250.10</b>	<b>11,605,987.27</b>	<b>10,442,270.26</b>	<b>8,268,251.09</b>	<b>6,569,541.83</b>
		<b>FY2017</b>	<b>FY2016</b>	<b>FY2015</b>	<b>FY2014</b>	<b>FY2013</b>	<b>FY2012</b>	<b>FY2011</b>	<b>FY2010</b>	<b>FY2009</b>	<b>FY2008</b>	<b>FY2007</b>	<b>FY2006</b>	<b>FY2005</b>

As Of Fiscal Year Ending Date



**FY2016-2017  
GILLESPIE COUNTY, TEXAS  
STATEMENT OF  
Fund Cash/ Investment Balances of All County Funds Managed By County Treasurer**

FUND DESCRIPTION INACTIVE FUNDS	FY2017	FY2016	FY2015	FY2014	FY2013	FY2012	FY2011	FY2010	FY2009	FY2008	FY2007	FY2006	FY2005
------------------------------------	--------	--------	--------	--------	--------	--------	--------	--------	--------	--------	--------	--------	--------

As of 07.31.2017

As Of Fiscal Year Ending Date

<b>INACTIVE FUNDS</b>															
F99	Light Up The Block			0.00	3.48	3.48	3.48	3.48	3.48	73.05	90.54	47.76	0.00	0.00	
F87	Flora Eckert						0.00	0.00	2,633.35	4,511.42	6,484.28	6,274.17	5,951.99	5,682.06	
F49	Homeland Security (2)						0.00	0.00	0.00	0.00	0.00	0.00	0.00	0.00	
F50	Homeland Security						0.00	0.00	0.00	0.00	0.00	100.00	0.00		
F88	Krikorian						0.00	0.00	28,000.00	26,700.71	25,835.51	25,117.93	24,942.10		
F38	Intoxication/Drug Court						0.00	0.00	0.00	869.40					
F33	Graffiti Eradication						0.00	0.00	0.00	0.00	0.00	0.00	0.00	0.00	
F52	COB Series 2001						0.00	0.00	0.00	0.00	0.00	0.00	0.00	0.00	
F--	County Court Records Archive...								0.00	0.00	0.00	0.00	0.00	0.00	
F55	TIF Grant														
F56	1997 TCHCA-Fbg														
F74	Airport Economic														
F60	Post Office Certificates														
F26	Historical Commission														
F57	Harper-1996TCDP														
F58	Stonewall Grant #2														
F59	Stonewall Grant #1														
F91	DWI Educational														
F73	Airport Master														
F14	Internal Inventory														
<b>TOTALS ALL INACTIVE FUNDS</b>		<b>0.00</b>	<b>0.00</b>	<b>0.00</b>	<b>0.00</b>	<b>0.00</b>	<b>0.00</b>	<b>0.00</b>	<b>0.00</b>	<b>2,633.35</b>	<b>32,511.42</b>	<b>34,054.39</b>	<b>32,109.68</b>	<b>31,169.92</b>	<b>30,624.16</b>

<b>TOTALS ALL FUNDS</b>		<b>22,152,987.55</b>	<b>17,394,230.12</b>	<b>15,336,745.28</b>	<b>18,465,593.52</b>	<b>25,364,535.29</b>	<b>9,249,879.69</b>	<b>10,060,270.39</b>	<b>11,399,746.66</b>	<b>12,236,761.52</b>	<b>11,640,041.66</b>	<b>10,474,379.94</b>	<b>8,299,421.01</b>	<b>6,600,165.99</b>
		FY2017	FY2016	FY2015	FY2014	FY2013	FY2012	FY2011	FY2010	FY2009	FY2008	FY2007	FY2006	FY2005
		As of 07.31.2017												As Of Fiscal Year Ending Date

GILLESPIE COUNTY, TEXAS  
STATEMENT OF  
Maintenance & Operating Accounts

	FY2017 as of 07.31.2017	FY2016	FY2015	FY2014	FY2013	FY2012	FY2011	FY2010	FY2009	FY2008	FY2007	FY2006	FY2005	FY2004
	As Of Fiscal Year Ending Date													
GENERAL and ROAD & BRIDGE Maintenance & Operating	Revenues Inclusive Interfund Allocations													
<b>General M&amp;O</b>														
F10 General Fund	16,531,834.37	15,277,118.38	14,328,862.53	12,755,375.08	12,660,309.58	10,657,906.95	10,270,640.00	10,012,774.28	10,028,550.21	9,924,012.18	9,490,558.36	8,835,351.86	7,552,137.53	6,694,818.95
General Fund Over/(Under) Prior Period	1,254,715.99	948,255.85	1,573,487.45	95,065.50	2,002,402.63	387,266.95	257,865.72	(15,775.93)	104,538.03	433,453.82	655,206.50	1,283,214.33	857,318.58	
General Fund Cumulative Change for Periods Shown	9,837,015.42	8,582,299.43	7,634,043.58	6,060,556.13	5,965,490.63	3,963,088.00	3,575,821.05	3,317,955.33	3,333,731.26	3,229,193.23	2,795,739.41	2,140,532.91	857,318.58	
<b>Road &amp; Bridge M&amp;O</b>														
F15 County Wide	3,301,796.08	2,689,183.71	2,505,423.71	2,340,392.13	2,406,186.26	2,332,689.79	2,238,480.99	2,655,743.60	2,455,013.90	2,407,977.22	1,729,457.34	1,503,999.95	1,460,739.18	1,803,469.90
F16 Precinct No 1	281,452.45	672,953.29	553,250.36	562,311.15	535,823.96	495,287.80	435,659.70	744,672.18	777,666.49	466,454.42	389,503.85	464,726.41	353,441.58	363,007.70
F17 Precinct No 2	296,594.36	559,516.98	501,916.42	470,090.32	458,483.76	393,971.07	360,599.55	696,129.62	488,100.77	437,920.95	414,722.93	340,778.11	382,243.78	249,193.16
F18 Precinct No 3	278,719.53	573,953.02	835,249.40	653,606.04	774,237.93	893,200.46	815,249.25	827,083.23	773,976.99	580,570.58	415,908.20	451,128.21	381,907.46	446,687.99
F19 Precinct No 4	<u>311,683.69</u>	<u>586,899.98</u>	<u>518,659.61</u>	<u>444,169.11</u>	<u>503,497.57</u>	<u>395,510.13</u>	<u>490,546.26</u>	<u>554,193.35</u>	<u>558,733.58</u>	<u>486,036.38</u>	<u>388,009.34</u>	<u>303,825.82</u>	<u>350,971.44</u>	<u>248,722.06</u>
Sub-Total R&B	4,470,245.11	5,082,506.98	4,914,499.50	4,470,568.75	4,678,229.48	4,510,659.25	4,340,535.75	5,477,821.98	5,053,491.73	4,378,959.55	3,337,601.66	3,064,458.50	2,929,303.44	3,111,080.81
Road & Bridge Over/(Under) Prior Period	(612,260.87)	168,007.48	443,930.75	(207,660.73)	167,570.23	170,123.50	(1,137,286.23)	424,330.25	674,532.18	1,041,357.89	273,143.16	135,155.06	(181,777.37)	
Road & Bridge Cumulative Change for Periods Shown	1,359,165.30	1,971,426.17	1,803,418.69	1,359,487.94	1,567,148.67	1,399,578.44	1,229,454.94	2,366,741.17	1,942,410.92	1,267,878.74	226,520.85	(46,622.31)	(181,777.37)	
<b>Overall Totals General / Road &amp; Bridge M&amp;O</b>	21,002,080.48	20,359,625.36	19,243,362.03	17,225,943.83	17,338,539.06	15,168,566.20	14,611,175.75	15,490,596.26	15,082,041.94	14,302,971.73	12,828,160.02	11,899,810.36	10,481,440.97	9,805,899.76
Overall Over/(Under) Prior Period	642,455.12	1,116,263.33	2,017,418.20	(112,595.23)	2,169,972.86	557,390.45	(879,420.51)	408,554.32	779,070.21	1,474,811.71	928,349.66	1,418,369.39	675,541.21	
Overall Cumulative Change for Periods Shown	11,196,180.72	10,553,725.60	9,437,462.27	7,420,044.07	7,532,639.30	5,362,666.44	4,805,275.99	5,684,696.50	5,276,142.18	4,497,071.97	3,022,260.26	2,093,910.60	675,541.21	



GILLESPIE COUNTY, TEXAS  
STATEMENT OF  
Maintenance & Operating Accounts

	FY2016 as of 07-31-2017	FY2016	FY2015	FY2014	FY2013	FY2012	FY2011	FY2010	FY2009	FY2008	FY2007	FY2006	FY2005	FY2004	
		As Of Fiscal Year Ending Date													
<b>GENERAL and ROAD &amp; BRIDGE Maintenance &amp; Operating</b>															
<b>General M&amp;O</b>															
F10 General Fund	12,460,248.03	13,368,397.00	13,330,681.60	11,257,551.22	11,112,752.15	11,375,074.01	11,229,203.92	11,216,896.27	9,623,582.79	8,938,209.20	8,010,116.74	7,208,872.17	7,187,414.03	6,314,580.06	
<b>General Fund Over/(Under) Prior Period</b>	<b>(908,148.97)</b>	<b>37,715.40</b>	<b>2,073,130.38</b>	<b>144,799.07</b>	<b>(262,321.86)</b>	<b>145,870.09</b>	<b>12,307.65</b>	<b>1,593,313.48</b>	<b>685,373.59</b>	<b>928,092.46</b>	<b>801,244.57</b>	<b>21,458.14</b>	<b>872,833.97</b>		
<b>General Fund Cumulative Change for Periods Shown</b>	<b>6,145,667.97</b>	<b>7,053,816.94</b>	<b>7,016,101.54</b>	<b>4,942,971.16</b>	<b>4,798,172.09</b>	<b>5,060,493.95</b>	<b>4,914,823.86</b>	<b>4,902,316.21</b>	<b>3,309,002.73</b>	<b>2,623,629.14</b>	<b>1,695,536.68</b>	<b>894,292.11</b>	<b>872,833.97</b>		
<b>Road &amp; Bridge M&amp;O</b>															
F15 County Wide	1,399,891.36	2,682,654.32	2,542,201.07	2,247,183.46	2,389,782.54	2,311,616.01	2,221,870.78	2,840,065.66	2,629,455.11	2,084,025.99	1,678,201.23	1,614,751.82	1,644,613.21	1,436,802.68	
F16 Precinct No 1	479,134.13	641,823.45	526,670.03	561,604.30	539,715.25	564,375.15	541,345.70	634,914.90	627,052.73	594,982.30	315,556.86	397,515.00	365,672.92	340,012.45	
F17 Precinct No 2	580,763.54	520,338.78	484,911.14	482,431.40	454,224.64	425,205.70	507,911.10	484,448.40	500,662.33	414,075.66	329,642.17	355,107.73	325,596.47	313,286.90	
F18 Precinct No 3	451,105.90	543,819.84	710,160.92	776,109.44	763,659.68	940,485.03	869,425.61	659,661.93	678,577.71	748,114.64	285,693.00	409,355.72	362,931.51	504,242.39	
F19 Precinct No 4	428,685.73	557,084.79	478,612.31	511,709.75	449,499.26	449,472.93	528,338.43	517,393.81	466,386.81	575,358.35	237,992.01	246,478.54	297,748.19	298,140.85	
Sub-Total R&B	3,339,590.66	4,945,721.18	4,742,555.47	4,579,038.35	4,596,881.37	4,691,154.82	4,668,861.62	5,136,484.90	4,902,134.69	4,416,556.94	2,847,085.27	3,023,208.81	2,995,552.30	2,892,485.27	
<b>Road &amp; Bridge Over/(Under) Prior Period</b>	<b>(1,606,140.52)</b>	<b>203,165.71</b>	<b>163,517.12</b>	<b>(17,843.02)</b>	<b>(94,273.45)</b>	<b>22,263.20</b>	<b>(467,593.28)</b>	<b>234,350.21</b>	<b>485,577.75</b>	<b>1,569,471.67</b>	<b>(176,123.54)</b>	<b>26,646.51</b>	<b>104,077.03</b>		
<b>Road &amp; Bridge Cumulative Change for Periods Shown</b>	<b>447,095.39</b>	<b>2,053,235.91</b>	<b>1,850,070.20</b>	<b>1,686,543.08</b>	<b>1,704,396.10</b>	<b>1,798,669.55</b>	<b>1,776,406.35</b>	<b>2,243,999.63</b>	<b>2,009,649.42</b>	<b>1,524,071.67</b>	<b>(45,400.00)</b>	<b>130,723.54</b>	<b>104,077.03</b>		
<b>Overall Totals General / Road &amp; Bridge M&amp;O</b>	<b>15,799,828.69</b>	<b>18,314,118.18</b>	<b>18,073,237.07</b>	<b>15,836,589.57</b>	<b>15,709,633.52</b>	<b>16,066,228.83</b>	<b>15,898,095.54</b>	<b>16,353,381.17</b>	<b>14,525,717.48</b>	<b>13,354,766.14</b>	<b>10,857,202.01</b>	<b>10,232,080.98</b>	<b>10,183,976.33</b>	<b>9,207,065.33</b>	
<b>Overall Over/(Under) Prior Period</b>	<b>(2,514,289.49)</b>	<b>240,881.11</b>	<b>2,236,647.50</b>	<b>126,956.05</b>	<b>(356,595.31)</b>	<b>168,133.29</b>	<b>(455,285.63)</b>	<b>1,827,663.69</b>	<b>1,170,951.34</b>	<b>2,497,564.13</b>	<b>625,121.03</b>	<b>48,104.65</b>	<b>976,911.00</b>		
<b>Overall Cumulative Change for Periods Shown</b>	<b>6,592,765.36</b>	<b>9,107,052.85</b>	<b>8,666,171.74</b>	<b>6,629,524.24</b>	<b>6,502,568.19</b>	<b>6,859,163.50</b>	<b>7,146,315.84</b>	<b>5,318,652.15</b>	<b>4,147,700.81</b>	<b>1,650,136.68</b>	<b>1,025,015.65</b>	<b>1,025,015.65</b>	<b>976,911.00</b>		

Includes FY2014 year end adjustment of \$75,248.14 from F11 Grants, Law Enforcement





GILLESPIE COUNTY, TEXAS  
STATEMENT OF  
Maintenance & Operating Accounts

	FY2017 as of 07.31.2017	FY2016	FY2015	FY2014	FY2013	FY2012	FY2011	FY2010	FY2009	FY2008	FY2007	FY2006	FY2005	FY2004
	As Of Fiscal Year Ending Date													
<b>GENERAL and ROAD &amp; BRIDGE Maintenance &amp; Operating</b>														
<b>General M&amp;O</b>														
F10 General Fund	16,406,280.38	12,334,694.04	10,425,972.66	9,427,791.73	7,929,967.87	6,382,410.44	7,099,577.50	8,058,141.42	9,262,263.41	8,857,295.99	7,871,493.01	6,391,051.39	4,764,571.70	4,399,848.20
<b>General Fund Over/(Under) Prior Period</b>	<b>4,071,586.34</b>	<b>1,908,721.38</b>	<b>998,180.93</b>	<b>1,497,823.86</b>	<b>1,547,557.43</b>	<b>(717,167.06)</b>	<b>(958,563.92)</b>	<b>(1,204,121.99)</b>	<b>404,967.42</b>	<b>985,802.98</b>	<b>1,480,441.62</b>	<b>1,626,479.69</b>	<b>364,723.50</b>	
<b>General Fund Cumulative Change for Periods Shown</b>	<b>12,006,432.18</b>	<b>7,934,845.84</b>	<b>6,026,124.46</b>	<b>5,027,943.53</b>	<b>3,530,119.67</b>	<b>1,982,562.24</b>	<b>2,699,729.30</b>	<b>3,658,293.22</b>	<b>4,862,415.21</b>	<b>4,457,447.79</b>	<b>3,471,644.81</b>	<b>1,991,203.19</b>	<b>364,723.50</b>	
<b>Road &amp; Bridge M&amp;O</b>														
F15 County Wide	2,250,276.76	348,372.04	341,842.65	378,620.01	285,411.34	269,007.62	247,933.84	231,323.63	415,645.89	590,087.10	266,135.87	214,879.76	325,631.63	509,505.66
F16 Precinct No 1	102,020.71	299,702.39	268,572.55	241,992.22	241,285.37	245,176.66	314,264.01	419,950.01	310,192.73	159,578.97	288,106.85	214,159.86	146,948.45	159,179.79
F17 Precinct No 2	22,722.99	306,892.17	267,713.97	250,708.69	263,049.77	258,790.65	290,025.28	437,336.83	225,655.61	238,217.17	214,371.88	129,291.12	143,620.74	86,973.43
F18 Precinct No 3	126,423.71	298,810.08	268,676.90	143,588.42	266,091.82	255,513.57	302,798.14	356,974.50	189,553.20	94,153.92	261,697.98	131,482.78	89,710.29	70,734.34
F19 Precinct No 4	181,829.09	298,831.13	269,015.94	228,968.64	296,509.28	242,510.97	296,473.77	334,265.94	297,466.40	205,119.63	294,441.60	144,424.27	87,076.99	33,853.74
Sub-Total R&B	2,683,273.26	1,552,607.81	1,415,822.01	1,243,877.98	1,352,347.58	1,270,569.47	1,451,496.04	1,779,650.91	1,438,513.83	1,287,156.79	1,324,754.18	834,237.79	792,988.10	890,245.96
<b>Road &amp; Bridge Over/(Under) Prior Period</b>	<b>1,130,665.45</b>	<b>136,785.80</b>	<b>171,944.03</b>	<b>(108,469.60)</b>	<b>81,348.11</b>	<b>(180,495.57)</b>	<b>(328,355.87)</b>	<b>341,337.08</b>	<b>151,357.04</b>	<b>(37,597.39)</b>	<b>490,516.39</b>	<b>41,249.69</b>	<b>(67,258.86)</b>	
<b>Road &amp; Bridge Cumulative Change for Periods Shown</b>	<b>1,823,026.30</b>	<b>692,360.85</b>	<b>555,576.05</b>	<b>383,631.02</b>	<b>492,100.62</b>	<b>410,752.51</b>	<b>591,248.08</b>	<b>919,603.95</b>	<b>578,266.87</b>	<b>426,909.83</b>	<b>464,507.22</b>	<b>(26,009.17)</b>	<b>(67,258.86)</b>	
<b>Overall Totals General / Road &amp; Bridge M&amp;O</b>	<b>19,089,553.64</b>	<b>13,887,301.85</b>	<b>11,841,794.67</b>	<b>10,671,669.71</b>	<b>9,282,315.45</b>	<b>7,653,409.91</b>	<b>8,551,072.54</b>	<b>9,837,992.33</b>	<b>10,700,777.24</b>	<b>10,144,452.78</b>	<b>9,196,247.19</b>	<b>7,225,289.18</b>	<b>5,557,559.80</b>	<b>5,260,095.16</b>
<b>Overall Over/(Under) Prior Period</b>	<b>5,202,251.79</b>	<b>2,045,507.18</b>	<b>1,170,124.96</b>	<b>1,389,354.26</b>	<b>1,628,905.54</b>	<b>(897,662.63)</b>	<b>(1,286,919.79)</b>	<b>(862,784.91)</b>	<b>556,324.46</b>	<b>948,205.59</b>	<b>1,970,958.01</b>	<b>1,667,729.38</b>	<b>297,464.64</b>	
<b>Overall Cumulative Change for Periods Shown</b>	<b>13,829,458.48</b>	<b>8,627,206.69</b>	<b>6,581,699.51</b>	<b>5,411,574.55</b>	<b>4,022,220.29</b>	<b>2,393,314.75</b>	<b>3,290,977.38</b>	<b>4,577,897.17</b>	<b>5,440,862.08</b>	<b>4,884,357.62</b>	<b>3,936,152.03</b>	<b>1,965,194.02</b>	<b>297,464.64</b>	

**GILLESPIE COUNTY, TEXAS**  
**STATEMENT OF**  
**Fund Cash/Investment Balances of County Funds**  
**Managed by County Treasurer**

Reporting Period for Maintenance & Operating, COB/GOB Operating & I&S, Special Revenue, Special Revenue, Grants, Trust and Agency	FY2017	FY2016	FY2015	FY2014	FY2013	FY2012	FY2011	FY2010	FY2009	FY2008	FY2007	FY2006	FY2005	FY2004	FY2003	FY2002
October	16,272,543.01	14,616,600.12	17,978,164.94	25,230,555.83	8,816,582.93	9,537,288.92	10,782,786.00	11,614,108.61	10,952,885.50	9,958,440.67	7,952,494.30	6,412,175.43	5,710,864.59	5,339,657.00	5,562,776.43	5,033,726.92
November	16,757,237.98	14,967,969.47	17,265,750.38	24,953,535.22	8,890,316.88	9,228,798.73	10,570,060.92	11,537,538.96	10,498,889.31	10,152,409.10	8,025,261.13	6,492,254.19	5,815,771.82	5,220,602.83	5,513,508.58	4,915,333.89
December	18,910,143.59	17,966,511.65	18,099,680.09	26,637,026.05	11,373,696.92	10,169,466.12	11,532,479.69	12,910,952.83	11,682,933.59	10,684,794.29	8,972,555.93	7,597,535.16	6,569,101.79	5,773,095.57	6,725,293.46	5,464,922.96
January	23,410,597.59	21,039,628.80	21,177,485.65	28,516,107.73	13,685,971.08	13,393,446.13	14,318,444.26	15,498,047.87	14,366,261.90	13,481,253.20	11,165,036.24	9,488,659.54	8,523,475.25	7,456,134.19	7,390,382.57	6,921,671.85
February	25,511,306.05	22,828,117.19	22,683,610.22	29,162,422.51	14,892,438.88	14,337,413.69	15,203,602.68	15,956,038.21	15,735,998.80	14,555,820.37	12,335,852.17	10,433,012.87	9,341,225.17	8,739,837.04	8,067,857.08	7,169,069.03
March	24,727,851.29	22,133,022.22	21,915,869.23	28,011,622.33	14,353,262.89	13,961,224.66	14,605,425.43	15,787,975.99	15,568,191.69	14,421,603.69	12,279,235.33	10,316,847.09	9,342,261.49	8,166,505.99	7,877,519.02	6,846,516.10
April	24,068,056.00	21,311,930.04	19,863,672.60	26,965,965.28	14,036,410.76	13,204,240.38	14,182,107.24	14,911,731.87	15,332,630.30	14,171,385.04	12,168,084.51	10,225,221.29	9,153,636.99	7,706,537.20	7,632,850.74	6,879,522.09
May	23,610,457.32	20,969,598.11	19,534,757.94	25,202,625.86	13,381,534.31	12,853,474.81	13,180,018.23	14,443,624.89	14,826,308.29	13,675,832.00	11,856,634.81	10,019,168.98	9,181,379.67	7,645,857.66	7,396,585.22	6,758,604.54
June	22,729,570.69	20,190,779.78	18,530,454.23	23,610,769.72	27,806,922.21	11,927,636.15	12,450,284.14	13,583,948.59	14,202,648.08	13,175,542.95	11,508,032.29	9,433,093.74	8,832,285.06	7,186,622.71	7,107,557.40	6,426,986.33
July	22,152,987.55	19,259,464.27	17,462,407.18	21,673,344.14	26,973,808.70	11,234,719.43	11,652,419.87	13,105,834.49	13,620,954.46	12,336,729.42	11,412,064.22	9,030,022.51	8,376,255.12	6,807,050.38	6,620,898.14	6,217,837.20
August		18,177,957.02	16,349,354.15	19,928,413.83	25,790,313.41	10,192,089.49	11,033,361.48	12,483,092.82	12,578,256.55	11,932,892.72	10,883,175.64	8,667,571.59	7,898,769.17	6,509,004.74	5,964,701.17	5,922,921.90
September		17,394,230.12	15,336,745.28	18,465,597.00	25,364,538.77	9,249,883.17	10,060,273.87	11,399,750.14	12,236,834.57	11,640,132.20	10,474,427.70	8,299,421.01	6,600,165.99	5,886,940.47	5,731,396.90	5,654,746.62
						GOB Series 2013, Jail Construction Project, bond funding accounted for sudden increase in balance LL										
<b>FY Monthly Average</b>	<b>21,815,075.11</b>	<b>19,237,984.07</b>	<b>18,849,829.32</b>	<b>24,863,165.46</b>	<b>17,113,816.48</b>	<b>11,607,473.47</b>	<b>12,464,271.98</b>	<b>13,602,720.44</b>	<b>13,466,899.42</b>	<b>12,515,569.64</b>	<b>10,752,737.86</b>	<b>8,867,915.28</b>	<b>7,945,432.68</b>	<b>6,869,820.48</b>	<b>6,799,277.23</b>	<b>6,184,321.62</b>
<b>Current Reported Month and Fiscal Year To Date</b>																
<b>Over / (Under)</b>																
Same Month Prior Year	2,893,523.28															
Prior Fiscal Year End	4,758,757.43	2,057,484.84	(3,128,851.72)	(6,898,941.77)	16,114,655.60	(810,390.70)	(1,339,476.27)	(837,084.43)	596,702.37	1,165,704.50	2,175,006.69	1,699,255.02	713,225.52	155,543.57	76,650.28	1,570,570.21



GILLESPIE COUNTY, TEXAS  
STATEMENT OF  
Fund Cash/Investment Balances of County Funds  
Managed by County Treasurer

	FY2001	FY1999	FY1998	FY1997	FY1996	FY1995	FY1994	FY1993	FY1992	FY1991	FY1990	FY1989	FY1988	FY1987	FY1986	FY1985	Monthly Average All Years	Reporting Period for Maintenance & Operating, COB/GOB Operating & I&S, Special Revenue, Special Revenue, Grants, Trust and Agency
	4,347,101.24	2,869,048.51	2,322,043.99	1,853,442.32	1,554,442.32	1,968,633.68	1,677,992.97	1,738,021.70	1,766,907.01	1,656,979.55	1,479,994.82	1,489,873.32	773,740.58	785,053.51	551,992.07	792,093.37	6,167,798.85	October
	4,073,098.62	3,944,234.24	2,287,658.80	1,738,403.49	1,588,939.20	2,054,228.71	1,872,272.98	1,664,926.42	1,867,311.17	1,738,597.34	1,603,024.84	1,422,802.33	793,137.76	666,242.80	494,761.58	623,030.66	6,122,563.86	November
	4,553,826.12	2,295,123.56	3,467,225.42	2,370,460.19	2,015,412.36	1,553,702.23	2,102,455.14	2,004,156.61	1,927,643.72	2,009,086.57	2,071,100.64	1,749,440.24	1,522,220.64	794,004.97	638,401.65	515,396.75	6,825,526.15	December
	5,917,064.54	4,211,901.34	4,747,606.42	3,294,281.32	2,843,260.54	2,472,762.49	2,546,555.58	2,422,956.29	2,234,617.11	2,447,087.69	2,241,349.45	2,187,618.39	1,886,694.05	1,176,726.03	895,393.31	911,641.21	8,310,829.81	January
	6,421,291.43	5,911,367.71	5,322,878.29	3,993,869.93	3,407,005.87	2,960,651.56	2,786,604.82	2,577,390.38	2,873,613.36	2,643,751.97	2,515,707.05	2,279,290.31	1,697,770.08	1,530,430.47	1,707,926.04	1,288,936.99	9,085,824.93	February
	6,255,513.63	5,804,576.79	5,276,473.40	3,867,713.74	3,383,796.71	2,916,434.18	2,701,020.25	2,817,055.25	2,446,335.40	2,811,958.62	2,589,532.80	2,424,636.02	2,300,423.71	1,879,466.93	1,572,385.72	1,261,996.19	8,856,946.02	March
	6,165,584.41	5,611,303.40	5,147,026.03	3,856,248.10	3,370,510.51	2,844,956.24	2,603,667.16	2,814,731.50	2,446,965.20	2,846,044.26	2,647,946.48	2,354,485.13	1,884,438.19	1,647,314.57	1,771,308.72	1,360,124.93	8,594,939.99	April
	5,872,305.69	5,597,496.54	5,145,729.29	3,729,564.69	3,275,787.89	2,651,158.09	2,420,785.62	2,795,038.54	2,614,500.86	2,664,830.17	2,595,986.23	2,402,307.66	2,282,817.61	1,897,795.66	1,472,593.18	1,210,356.42	8,328,997.78	May
	5,368,788.82	5,229,130.33	4,896,201.25	3,531,314.01	2,987,283.92	2,535,222.99	2,084,641.35	2,586,555.11	2,371,095.71	2,474,786.80	2,436,392.72	2,319,796.07	2,217,931.41	1,815,598.58	1,439,656.15	1,129,347.73	8,357,833.70	June
	4,751,943.98	5,019,100.05	4,695,468.93	3,445,413.11	2,967,321.73	2,375,375.37	2,030,459.33	2,324,665.35	2,166,748.69	2,373,969.73	2,247,875.53	2,067,556.08	1,770,363.23	1,314,952.63	1,548,746.47	998,709.28	7,942,919.92	July
	4,309,221.50	4,875,181.07	4,508,722.39	3,369,985.56	2,786,747.61	2,218,481.28	1,819,617.83	2,263,605.13	2,029,973.96	2,078,961.54	1,995,691.66	1,950,450.56	1,733,930.99	1,181,205.11	1,466,150.68	824,648.71	7,058,831.49	August
	4,084,176.41	4,575,232.89	4,394,094.37	3,208,449.92	2,590,681.06	2,088,133.77	1,584,937.70	2,069,733.13	1,872,419.95	1,917,213.24	2,014,947.50	1,766,243.49	1,643,269.78	1,541,576.26	770,951.77	839,823.87	6,607,452.84	September

5,179,159.70	5,016,916.49	4,439,764.29	3,273,083.61	2,767,887.89	2,314,188.31	2,239,759.74	2,369,613.97	2,167,531.76	2,327,045.76	2,264,009.24	2,094,893.19	1,951,484.58	1,479,879.11	1,159,548.41	1,240,115.03	972,077.01		
(491,056.48)	181,138.52	1,185,644.45	617,768.86	492,547.29	513,196.07	(484,795.43)	197,313.18	(44,793.29)	(97,734.26)	248,704.01	122,973.71	101,693.52	770,624.49	(68,872.10)	168,301.80			

NOTE: Rollback election held  
April 05, 1996 - rollback passed





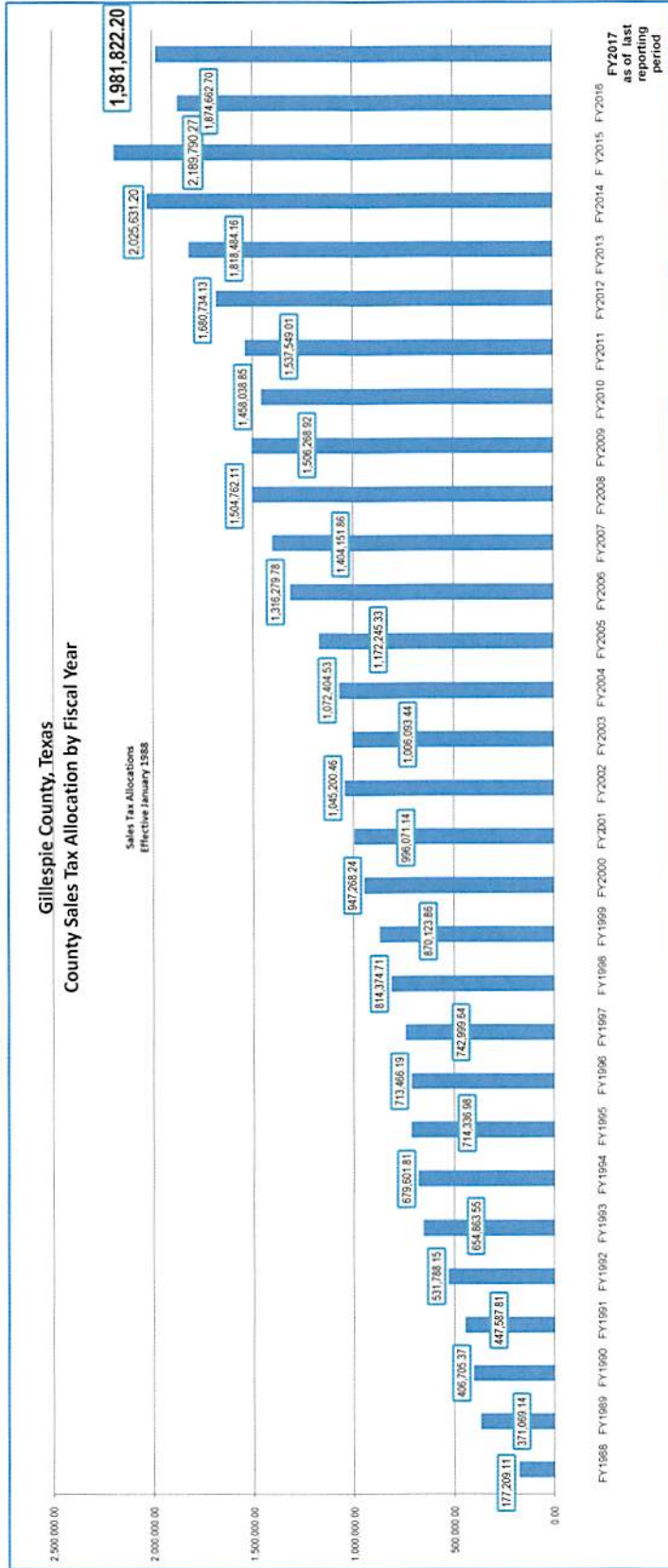
GILLESPIE COUNTY, TEXAS  
COUNTY SALES TAX ALLOCATION SUMMARY

March 1988 through FY2017

FY2006	FY2007	FY2008	FY2009	FY2010	FY2011	FY2012	FY2013	FY2014	FY2015	FY2016	FY2017	Tax Collection Period Covered	Period Tax Allocation Received	Overall Average Per Month	FY2017 Over / (Under) Same Period FY2016	
															Month Of	YTD
95,196.86	106,167.81	115,258.59	118,217.21	102,116.77	112,243.67	125,892.57	141,081.58	146,138.99	157,617.68	147,846.21	169,840.22	August	October	86,137.38	22,194.01	22,194.01
110,963.24	122,702.26	130,133.07	134,938.43	123,352.45	139,931.32	131,441.01	134,815.56	165,928.20	184,365.11	192,079.08	196,293.03	September and 3rd Quarter	November	100,925.95	4,213.95	26,407.96
100,977.05	106,040.22	118,582.93	120,353.68	121,783.89	122,844.30	127,081.99	144,995.83	158,611.46	185,647.66	184,958.53	190,144.19	October	December	91,934.72	5,185.66	31,593.62
107,956.62	116,856.59	121,835.04	124,899.65	114,005.56	129,099.90	135,485.95	156,063.01	159,082.75	173,843.05	175,216.35	194,363.03	November	January	93,867.96	19,146.68	50,740.30
137,746.11	151,528.51	158,719.04	156,720.77	152,630.86	164,529.67	171,080.19	193,126.02	202,308.32	223,742.03	254,424.26	264,045.64	December, 4th Quarter, Yearly	February	128,591.92	9,621.38	60,361.68
89,543.91	88,396.24	99,481.19	98,684.79	90,364.94	97,024.18	107,810.68	120,617.71	136,428.71	141,523.60	150,478.20	160,281.99	January	March	75,663.56	9,803.79	70,165.47
87,212.18	92,872.45	104,111.05	99,616.55	93,204.34	92,537.54	118,975.35	134,236.14	148,805.07	148,886.39	161,787.10	178,713.30	February	April	78,735.37	16,946.20	87,111.67
125,621.99	132,335.88	133,405.05	141,709.49	148,772.69	153,252.45	177,882.27	187,322.27	195,085.16	203,013.55	239,591.23	227,716.89	March and 1st Quarter	May	111,429.77	(11,874.34)	75,237.33
109,484.20	113,117.58	133,410.60	129,041.03	127,995.46	129,743.30	144,969.57	152,170.48	189,564.70	184,387.61	187,272.86	201,849.53	April	June	96,287.80	14,576.67	89,814.00
112,088.28	119,846.83	122,196.26	117,201.96	116,809.95	125,153.69	140,436.50	154,274.37	165,319.97	187,207.85	181,228.88	198,574.38	May	July	93,162.36	17,345.50	107,159.50
130,749.36	138,119.40	142,780.87	136,001.87	141,909.04	153,274.75	160,837.54	148,661.30	187,789.04	216,770.81	0.00	0.00	June and 2nd Quarter	August		0.00	
108,739.98	116,168.09	124,848.42	128,883.49	125,443.00	143,044.04	139,870.64	144,470.00	172,568.83	184,784.93	0.00	0.00	July	September		0.00	
<p>NOTATION: sales tax allocation was reduced by an audit infraction of \$25,072.31, related to a Comptroller audit showing a 2012 transaction(s) outside the City of Fredericksburg that was incorrectly reported. This also had a large impact upon the State's sales tax revenue... without audit adjustment, net to County would have been no less than \$79,876. 2013.08.08 LL</p>														Annual Average As of Last Full Reporting Year	Over / (Under) Last Year	
1,316,279.78	1,404,151.86	1,504,762.11	1,506,268.92	1,458,038.85	1,537,549.01	1,680,764.13	1,818,484.16	2,025,631.20	2,189,790.27	1,874,662.70	1,981,822.20	Total Per Year		1,092,406.64	107,159.50	
14,679,689.24	16,083,841.10	17,588,603.21	19,094,872.13	20,552,910.98	22,090,459.99	23,771,224.12	25,589,708.28	27,615,339.48	29,805,129.75	31,679,792.45	33,661,614.65	Total All Years				
														Annual Average As of Last Full Reporting Year		
														\$ Inc / (Dec)		
144,034.45	87,872.08	100,610.25	1,506.81	(48,230.07)	79,510.16	143,215.12	137,720.03	207,147.04	164,159.07	(315,127.57)	107,159.50	\$ Inc / (Dec) Over Prior Year		60,623.34		
12.29%	6.68%	7.17%	0.10%	-3.20%	5.45%	9.31%	8.19%	11.39%	8.10%	-14.39%	5.72%	% Inc / -Dec Over Prior Year				
CY2005	CY2006	CY2007	CY2008	CY2009	CY2010	CY2011	CY2012	CY2013	CY2014	CY2015	CY2016					
1,205,410.75	1,344,052.92	1,433,216.16	1,514,296.84	1,479,992.71	1,485,825.03	1,546,945.29	1,717,241.33	1,868,270.04	2,082,583.00	2,186,843.64	1,906,256.32					
115,286.37	138,642.17	89,163.24	81,080.68	(34,304.13)	5,832.32	61,120.26	170,296.04	151,028.71	214,312.96	104,260.84	(280,587.32)	\$ Inc / (Dec) Over Prior Calendar Year				

GILLESPIE COUNTY, TEXAS  
COUNTY SALES TAX ALLOCATION SUMMARY

March 1988 through FY2017





## GILLESPIE COUNTY, TEXAS REPAYMENT OF ERRONEOUS RECEIPT OF SALES AND USE TAX

**January 1997 Through October 2016  
Paid Off September.2016**

	Year 1	Year 2	Year 3	Year 4	Year 5	Year 6	Year 7	Year 8	Year 9	Year 10	Year 11	Year 12	Year 13	Year 14	Year 15	Year 16	Year 17	Year 18	Year 19	Year 20
	1997	1998	1999	2000	2001	2002	2003	2004	2005	2006	2007	2008	2009	2010	2011	2012	2013	2014	2015	2016
<b>Actual Balance At Year Start</b>	211,870.02	201,276.54	190,683.06	180,089.58	169,496.10	158,902.62	148,309.14	137,715.66	127,122.18	116,528.70	105,935.22	95,341.74	84,748.26	74,154.78	63,561.30	52,967.82	42,374.34	31,780.86	21,187.38	10,593.90
January	2,648.37	2,648.37	2,648.37	2,648.37	2,648.37	2,648.37	2,648.37	2,648.37	2,648.37	2,648.37	2,648.37	2,648.37	2,648.37	2,648.37	2,648.37	2,648.37	2,648.37	2,648.37	2,648.37	2,648.37
April	2,648.37	2,648.37	2,648.37	2,648.37	2,648.37	2,648.37	2,648.37	2,648.37	2,648.37	2,648.37	2,648.37	2,648.37	2,648.37	2,648.37	2,648.37	2,648.37	2,648.37	2,648.37	2,648.37	2,648.37
July	2,648.37	2,648.37	2,648.37	2,648.37	2,648.37	2,648.37	2,648.37	2,648.37	2,648.37	2,648.37	2,648.37	2,648.37	2,648.37	2,648.37	2,648.37	2,648.37	2,648.37	2,648.37	2,648.37	2,648.37
October	2,648.37	2,648.37	2,648.37	2,648.37	2,648.37	2,648.37	2,648.37	2,648.37	2,648.37	2,648.37	2,648.37	2,648.37	2,648.37	2,648.37	2,648.37	2,648.37	2,648.37	2,648.37	2,648.37	2,648.37
<b>Total Remitted To Date</b>	10,593.48	21,186.96	31,780.44	42,373.92	52,967.40	63,560.88	74,154.36	84,747.84	95,341.32	105,934.80	116,528.28	127,121.76	137,715.24	148,308.72	158,902.20	169,495.68	180,089.16	190,682.64	201,276.12	211,870.02
<b>Actual Balance To Date</b>	201,276.54	190,683.06	180,089.58	169,496.10	158,902.62	148,309.14	137,715.66	127,122.18	116,528.70	105,935.22	95,341.74	84,748.26	74,154.78	63,561.30	52,967.82	42,374.34	31,780.86	21,187.38	10,593.90	(0.00)
<b>Projected Balance At Year End</b>	201,276.54	190,683.06	180,089.58	169,496.10	158,902.62	148,309.14	137,715.66	127,122.18	116,528.70	105,935.22	95,341.74	84,748.26	74,154.78	63,561.30	52,967.82	42,374.34	31,780.86	21,187.38	10,593.90	0.00

Gillespie County proposal of repayment (as outlined in letter of October 18, 1996) as accepted by State Comptroller ...  
Gillespie County will make 80 quarterly payments (due first of each month: January, April, July, and October) for 20 years beginning January 01, 1997:

79 quarterly payments of \$2,648.37 each beginning on January 01, 1997 through July 01, 2016 and a final payment of \$2,648.79 on October 01, 2016 for a total of \$211,870.02.

**Gillespie County, Texas**  
**Hotel Occupancy Tax ... Quarterly Recaps**  
**As of Period Ending July 31, 2017**

	Collection/Remittance Period	Collections		Disbursements		Cash Balance
		HOT & P&I Interest Earnings	Convention & Visitors Bureau	Organizations etc		
FY2017	3rd Quarter 2017		66,770.87			598,099.09
	Sub-Total	66,770.87	66,770.87	0.00	0.00	
FY2016	2nd Quarter 2017		130,827.26	166,071.00	131,648.00	531,328.22
	1st Quarter 2017		143,907.88		(755.93)	698,219.96
	4th Quarter 2016		111,214.19	166,071.00		553,556.15
	3rd Quarter 2016		142,319.44			608,412.96
FY2015	Sub-Total	65,234.70	528,268.77	332,142.00	130,892.07	
	2nd Quarter 2016		124,466.03	150,829.00	120,000.00	466,093.52
	1st Quarter 2016		128,625.32			612,456.49
	4th Quarter 2015		96,483.07	150,829.00		483,831.17
FY2014	3rd Quarter 2015		115,558.26		(881.94)	538,177.10
	Sub-Total	44,356.62	465,132.68	301,658.00	119,118.06	
	2nd Quarter 2015		120,944.22	127,742.50	118,000.00	421,736.90
	1st Quarter 2015		122,937.00			546,535.18
FY2013	4th Quarter 2014		104,239.90	127,742.50		423,598.18
	3rd Quarter 2014		120,711.31			447,100.78
	Sub-Total	95,347.43	468,832.43	255,485.00	118,000.00	
	2nd Quarter 2014		95,362.58	111,163.00	120,000.00	326,389.47
FY2012	1st Quarter 2014		92,050.01			462,189.89
	4th Quarter 2013		90,687.97	111,163.00		370,139.88
	3rd Quarter 2013		82,776.94			390,614.91
	Sub-Total	18,551.50	360,877.50	222,326.00	120,000.00	
FY2011	2nd Quarter 2013		82,927.36	96,357.50	80,000.00	307,837.97
	1st Quarter 2013		102,188.41			401,268.11
	4th Quarter 2012		56,763.25	96,357.50		299,079.70
	3rd Quarter 2012		69,377.43			338,673.95
FY2010	Sub-Total	38,541.45	311,256.45	192,715.00	80,000.00	
	2nd Quarter 2012		76,505.61	84,193.50	11,000.00	269,296.52
	1st Quarter 2012		67,043.98		69,000.00	287,984.41
	4th Quarter 2011		63,485.70	84,193.50		289,940.43
FY2009	3rd Quarter 2011		62,766.18			310,648.23
	Sub-Total	21,414.47	269,801.47	168,387.00	80,000.00	
	2nd Quarter 2011		60,050.07	80,530.57		247,882.05
	1st Quarter 2011		61,473.10		80,000.00	268,362.55
FY2008	4th Quarter 2010		47,182.38	80,530.57		286,889.45
	3rd Quarter 2010		67,036.85			320,237.64
	Sub-Total	(5,318.74)	235,742.40	161,061.14	80,000.00	
	2nd Quarter 2010		47,363.32	82,089.00	61,500.00	253,200.79
FY2007	1st Quarter 2010		67,910.43			349,426.47
	4th Quarter 2009		46,539.68	82,089.00		281,516.04
	3rd Quarter 2009		63,672.15			317,065.36
	Sub-Total	(192.42)	225,485.58	164,178.00	61,500.00	
FY2006	2nd Quarter 2009		55,182.22			253,393.21
	1st Quarter 2009		68,196.40	80,854.20		198,210.99
	4th Quarter 2008		43,834.09	80,854.20		210,868.79
	3rd Quarter 2008		75,474.18		15,000.00	247,888.90
FY2005	Sub-Total	65,978.49	242,686.89	161,708.40	15,000.00	
	2nd Quarter 2008		52,205.02	100,000.00		187,414.72
	1st Quarter 2008		62,603.17			235,209.70
	4th Quarter 2007		53,485.43			172,606.53
FY2004	3rd Quarter 2007		61,352.43			119,121.10
	Sub-Total	129,646.05	229,646.05	100,000.00	0.00	
	2nd Quarter 2007		57,271.57			57,768.67
	1st Quarter 2007		497.10	0.00	0.00	497.10
FY2003	Sub-Total	57,768.67	57,768.67	0.00	0.00	
	Sub-Total			2,059,660.54	804,510.13	
		Revenues	3,462,269.76			
		Totals All Years		2,864,170.67	Net Cash Effect	598,099.09
		Expenditures				



### GILLESPIE COUNTY, TEXAS

GOB Series 2010 Refunding Bonds ... December.2010  
 Post COB Series 2001 ... September.2001

Bond Redemptions & Interest Payment Schedule  
 February.2011 through February.2021

	Year 1	Year 2	Year 3	Year 4	Year 5	Year 6	Year 7	Year 8	Year 9	Year 10	Year 11	
	2011	2012	2013	2014	2015	2016	2017	2018	2019	2020	2021	
<b>Actual Balance At Year Start</b>	1,839,134.46	1,779,647.50	1,603,672.50	1,429,447.50	1,247,370.00	1,067,992.50	<b>891,727.50</b>					<b>Actual Balance At Year Start</b>
February bonds interest	35,000.00	140,000.00	140,000.00	150,000.00	150,000.00	150,000.00	155,000.00					bonds interest February
August bonds interest	0.00	0.00	0.00	0.00	0.00	0.00	0.00					bonds interest August
<b>Total Remitted To Date</b>	59,486.96	235,461.96	409,686.96	591,764.46	771,141.96	947,406.96	<b>1,114,714.46</b>	1,114,714.46	1,114,714.46	1,114,714.46	1,114,714.46	<b>Total Remitted To Date</b>
<b>Actual Balance To Date</b>	1,779,647.50	1,603,672.50	1,429,447.50	1,247,370.00	1,067,992.50	891,727.50	<b>724,420.00</b>					<b>Actual Balance To Date</b>
<b>Projected Pymnt Per Year</b>	59,486.96	175,975.00	174,225.00	182,077.50	179,377.50	<b>176,265.00</b>	177,677.50	178,540.00	178,865.00	178,670.00	177,975.00	<b>Projected Pymnt Per Year</b>
<b>Projected Balance At Year End</b>	1,779,647.50	1,603,672.50	1,429,447.50	1,247,370.00	1,067,992.50	<b>891,727.50</b>	714,050.00	535,510.00	356,645.00	177,975.00	0.00	<b>Projected Balance At Year End</b>

<b>\$1,988,356.26</b>	COB Series 2001 Debt Service on Refunded Bonds	<b>\$1,590,000.00</b>	Principal	<b>\$1,590,000.00</b>	Series 2010 Sources of Funds..Proceeds of Bonds
<b>\$1,839,134.46</b>	GOB Series 2010 Refunded Bonds	<b>\$249,134.46</b>	interest	<b>\$38,746.50</b>	Cost of Issuance
<b>\$149,221.80</b>	Net savings	<b>\$1,839,134.46</b>	GOB Series 2010, Refunding Bonds	<b>\$1,551,253.50</b>	Deposit to Escrow

Original Certificates of Obligation Bonds Series 2001 payments started February 2002  
 Series 2010 Refunding ... Interest and Bond Redemptions due February of each year starting February of 2011  
 Series 2010 Refunding ... Interest only due August of each year starting August of 2011

GILLESPIE COUNTY, TEXAS

GOB Series 2013 ... Jail Project

Bond Redemptions Interest Payment Schedule  
February.2014 through February.2033

Schedule Bond Redemption & Interest Payment		Initial Receipt of Bonds June.2013	Year 1 2014	Year 2 2015	Year 3 2016	Year 4 2017	Year 5 2018	Year 6 2019	Year 7 2020	Year 8 2021	Year 9 2022	Year 10 2023
<b>Projected Balances At Year Start</b>		20,429,713.00	20,429,713.00	19,408,475.00	18,387,525.00	17,367,275.00	16,347,925.00	15,324,725.00	14,300,875.00	13,279,650.00	12,256,300.00	11,234,800.00
February	bonds	0.00	395,000.00	530,000.00	540,000.00	550,000.00	565,000.00	580,000.00	595,000.00	620,000.00	645,000.00	670,000.00
	interest	0.00	378,113.00	248,125.00	242,825.00	237,425.00	231,925.00	226,275.00	217,575.00	208,650.00	194,700.00	181,800.00
August	bonds	0.00	0.00	0.00	0.00	0.00	0.00	0.00	0.00	0.00	0.00	0.00
	interest	0.00	248,125.00	242,825.00	237,425.00	231,925.00	226,275.00	217,575.00	208,650.00	194,700.00	181,800.00	168,400.00
		0.00	1,021,238.00	1,020,950.00	1,020,250.00	1,019,350.00	1,023,200.00	1,023,850.00	1,021,225.00	1,023,350.00	1,021,500.00	1,020,200.00
<b>Projected Total Remittance</b>		0.00	1,021,238.00	2,042,188.00	3,062,438.00	4,081,788.00	5,104,988.00	6,128,838.00	7,150,063.00	8,173,413.00	9,194,913.00	10,215,113.00
<b>Project Balances At Year End</b>		20,429,713.00	19,408,475.00	18,387,525.00	17,367,275.00	16,347,925.00	15,324,725.00	14,300,875.00	13,279,650.00	12,256,300.00	11,234,800.00	10,214,600.00
Bonds Issued June 2014												
Principal and Interest payments due February of each year starting February of 2014												
Interest only payments due August of each year starting August of 2014												

Outstanding Tax Secured Debt		Initial Receipt of Bonds June.2013	Year 1 2014	Year 2 2015	Year 3 2016	Year 4 2017	Year 5 2018	Year 6 2019	Year 7 2020	Year 8 2021	Year 9 2022	Year 10 2023
<b>Balances At Year Start</b>		20,429,713.00	20,429,713.00	19,408,475.50	18,387,525.50	17,367,275.50						
February	bonds	0.00	395,000.00	530,000.00	540,000.00	550,000.00						
	interest	0.00	378,112.50	248,125.00	242,825.00	237,425.00						
August	bonds	0.00	0.00	0.00	0.00							
	interest	0.00	248,125.00	242,825.00	237,425.00							
<b>Total Annual Remittances</b>		0.00	1,021,237.50	1,020,950.00	1,020,250.00	787,425.00						
<b>Total Remittances To Date</b>		0.00	1,021,237.50	2,042,187.50	3,062,437.50	3,849,862.50						



GILLESPIE COUNTY, TEXAS

GOB Series 2013 ... Jail Project

Bond Redemptions Interest Payment Schedule  
February, 2014 through February, 2033

Schedule Bond Redemption & Interest Payment	Year 11 2024	Year 12 2025	Year 13 2026	Year 14 2027	Year 15 2028	Year 16 2029	Year 17 2030	Year 18 2031	Year 19 2032	Year 20 2033
<b>Projected Balances At Year Start</b>	10,214,600.00	9,191,800.00	8,172,500.00	7,152,800.00	6,129,000.00	5,107,400.00	4,084,300.00	3,061,100.00	2,039,200.00	1,020,000.00
February bonds	700,000.00	725,000.00	755,000.00	790,000.00	820,000.00	855,000.00	890,000.00	925,000.00	960,000.00	1,000,000.00
February interest	168,400.00	154,400.00	139,900.00	124,800.00	109,000.00	92,600.00	75,500.00	57,700.00	39,200.00	20,000.00
August bonds	0.00	0.00	0.00	0.00	0.00	0.00	0.00	0.00	0.00	0.00
August interest	154,400.00	139,900.00	124,800.00	109,000.00	92,600.00	75,500.00	57,700.00	39,200.00	20,000.00	0.00
	1,022,800.00	1,019,300.00	1,019,700.00	1,023,800.00	1,021,600.00	1,023,100.00	1,023,200.00	1,021,900.00	1,019,200.00	1,020,000.00
<b>Projected Total Remittance</b>	11,237,913.00	12,257,213.00	13,276,913.00	14,300,713.00	15,322,313.00	16,345,413.00	17,368,613.00	18,390,513.00	19,409,713.00	20,429,713.00
<b>Project Balances At Year End</b>	9,191,800.00	8,172,500.00	7,152,800.00	6,129,000.00	5,107,400.00	4,084,300.00	3,061,100.00	2,039,200.00	1,020,000.00	0.00

Bonds Issued June 2014  
Principal and Interest payments due February of each year starting February of 2014  
Interest only payments due August of each year starting August of 2014

Outstanding Tax Secured Debt	Year 11 2024	Year 12 2025	Year 13 2026	Year 14 2027	Year 15 2028	Year 16 2029	Year 17 2030	Year 18 2031	Year 19 2032	Year 20 2033
<b>Balances At Year Start</b>										
February bonds interest										
August bonds interest										
<b>Total Annual Remittances</b>										
<b>Total Remittances To Date</b>										



**GILLESPIE COUNTY, TEXAS**  
Capital Assets Lease/Purchase ... Contract 6451, September.2013  
Road & Bridge Departments

**PROJECTED Payments**

PROJECTED Payments	FY2016			FY2017			FY2018			FY2019		
	Total Payment	Principal	Interest	Total Payment	Principal	Interest	Total Payment	Principal	Interest	Total Payment	Principal	Interest
Balance At Year Start	198,399.52			135,747.04			73,094.56			10,442.08		
October payment	5,221.04			5,221.04			5,221.04			5,221.04		
principal/interest	4,622.79	598.25		4,803.90	417.14		4,992.12	28.92		5,187.70	33.34	
November payment	5,221.04			5,221.04			5,221.04			5,221.04		
principal/interest	4,637.62	583.42		4,819.31	401.73		5,008.13	212.91		5,204.37	16.67	
December payment	5,221.04			5,221.04			5,221.04			5,221.04		
principal/interest	4,652.49	568.55		4,834.77	386.27		5,024.20	196.84				
January payment	5,221.04			5,221.04			5,221.04			5,221.04		
principal/interest	4,667.42	553.62		4,850.28	370.76		5,040.31	180.73				
February payment	5,221.04			5,221.04			5,221.04			5,221.04		
principal/interest	4,682.39	538.65		4,865.84	355.20		5,056.48	164.56				
March payment	5,221.04			5,221.04			5,221.04			5,221.04		
principal/interest	4,697.41	523.63		4,881.45	339.59		5,072.70	148.34				
April payment	5,221.04			5,221.04			5,221.04			5,221.04		
principal/interest	4,712.48	508.56		4,897.11	323.93		5,088.97	132.07				
May payment	5,221.04			5,221.04			5,221.04			5,221.04		
principal/interest	4,727.59	493.45		4,912.82	308.22		5,105.30	115.74				
June payment	5,221.04			5,221.04			5,221.04			5,221.04		
principal/interest	4,742.76	478.28		4,928.57	292.47		5,121.67	99.37				
July payment	5,221.04			5,221.04			5,221.04			5,221.04		
principal/interest	4,757.97	463.07		4,944.38	276.66		5,138.10	82.94				
August payment	5,221.04			5,221.04			5,221.04			5,221.04		
principal/interest	4,773.23	447.81		4,960.24	260.80		5,154.58	66.46				
September payment	5,221.04			5,221.04			5,221.04			5,221.04		
principal/interest	4,788.54	432.50		4,976.16	244.88		5,171.12	49.92				
<b>Total Proposed Payments Per Year</b>												
Total Payments	62,652.48			62,652.48			62,652.48			10,442.08		
Principal	56,462.69			58,674.83			60,973.68			10,392.07		
Interest		6,189.79			3,977.65			1,478.80			50.01	
<b>Projected Balance Year End</b>												
	135,747.04			73,094.56			10,442.08			0.00		

**GILLESPIE COUNTY, TEXAS**  
Capital Assets Lease/Purchase ... Contract 6451, September.2013  
Road & Bridge Departments

**ACTUAL Payments**

ACTUAL Payments	FY2016			FY2017			FY2018			FY2019		
	Total Payment	Principal	Interest	Total Payment	Principal	Interest	Total Payment	Principal	Interest	Total Payment	Principal	Interest
Balance At Year Start	193,188.48			135,758.04								
October payment	5,221.04			5,221.04								
principal/interest	4,637.62	583.42		4,803.90	417.14							
November payment	5,220.04			5,221.04								
principal/interest	4,652.49	567.55		4,819.31	401.73							
December payment	5,221.04			5,221.04								
principal/interest	4,667.42	553.62		4,819.31	401.73							
January payment	5,221.04						10,442.08					
principal/interest	4,682.39	538.65		9,716.12	725.96							
February payment	5,221.04			5,221.04								
principal/interest	4,697.41	523.63		4,881.45	339.59							
March payment	5,221.04			5,221.04								
principal/interest	4,712.48	508.56		4,897.10	323.94							
April payment	5,221.04			5,221.04								
principal/interest	4,727.59	493.45		4,912.82	308.22							
May payment	5,221.04			5,221.04								
principal/interest	4,742.76	478.28		4,928.57	292.47							
June payment	5,221.04			5,221.04								
principal/interest	4,757.97	463.07		4,944.38	276.66							
July payment	5,221.04			5,221.04								
principal/interest	4,773.23	447.81		4,960.25	260.79							
August payment	5,221.04											
principal/interest	4,788.54	432.50										
September payment	0.00											
principal/interest	0.00	0.00										
<b>Total Payments as of Current Date</b>												
Total Payments	57,430.44			57,431.44								
Principal	51,839.90			53,683.21								
Interest		5,590.54			3,748.23							
<b>Balance as of Current Period</b>												
	135,758.04			78,326.60								



GILLESPIE COUNTY, TEXAS  
Capital Assets Lease/Purchase ... Contract, June, 2017

PROJECTED	Payments			Total	Principal	Interest	Total	Principal	Interest	Total	Principal	Interest	Total	Principal	Interest	Total	Principal	Interest	Total	
	Payment	Interest	Principal																	
Balance At Year Start	532,041.12			498,788.55			365,778.27	232,767.99		99,757.71										
October																				
October	payment	11,084.19		11,084.19			11,084.19	11,084.19												
October	principal/interest																			
November	payment	11,084.19		11,084.19			11,084.19	11,084.19												
November	principal/interest																			
December	payment	11,084.19		11,084.19			11,084.19	11,084.19												
December	principal/interest																			
January	payment	11,084.19		11,084.19			11,084.19	11,084.19												
January	principal/interest																			
February	payment	11,084.19		11,084.19			11,084.19	11,084.19												
February	principal/interest																			
March	payment	11,084.19		11,084.19			11,084.19	11,084.19												
March	principal/interest																			
April	payment	11,084.19		11,084.19			11,084.19	11,084.19												
April	principal/interest																			
May	payment	11,084.19		11,084.19			11,084.19	11,084.19												
May	principal/interest																			
June	payment	11,084.19		11,084.19			11,084.19	11,084.19												
June	principal/interest																			
July	payment	11,084.19		11,084.19			11,084.19	11,084.19												
July	principal/interest																			
August	payment	11,084.19		11,084.19			11,084.19	11,084.19												
August	principal/interest																			
September	payment	11,084.19		11,084.19			11,084.19	11,084.19												
September	principal/interest																			
Total Proposed Payments Per Year	33,252.57			133,010.28			133,010.28	133,010.28												
Total Payments	33,252.57			133,010.28			133,010.28	133,010.28												
Principal	24,496.90			113,219.40			117,551.77	122,049.91												
Interest	8,755.67			19,790.88			15,458.51	10,960.37												

GILLESPIE COUNTY, TEXAS  
Capital Assets Lease/Purchase ... Contract, June, 2017  
Road & Bridge Departments

ACTUAL	Payments			Total	Principal	Interest	Total	Principal	Interest	Total
FY2017	Payment	Interest	Principal							
Balance At Year Start										
October	payment									
October	principal/interest									
November	payment									
November	principal/interest									
December	payment									
December	principal/interest									
January	payment									
January	principal/interest									
February	payment									
February	principal/interest									
March	payment									
March	principal/interest									
April	payment									
April	principal/interest									
May	payment									
May	principal/interest									
June	payment									
June	principal/interest									
July	payment	11,084.19		11,084.19			11,084.19	11,084.19		
July	principal/interest									
August	payment									
August	principal/interest									
September	payment									
September	principal/interest									
Total Current Date	11,084.19			11,084.19			11,084.19	11,084.19		
Principal	6,036.90			6,036.90			6,036.90	6,036.90		
Interest	5,047.29			5,047.29			5,047.29	5,047.29		







**GILLESPIE COUNTY, TEXAS**  
**Public Property Finance ... Contract 6774, October 24, 2014**  
**Sheriff Office ... Law Enforcement Radio System Upgrade**

**ACTUAL Payments**

ACTUAL Payments	FY2016			FY2017			FY2018		
	Total Payment	Principal	Interest	Total Payment	Principal	Interest	Total Payment	Principal	Interest
Balance Year Start	623,572.07		555,003.71						
October	payment	5,714.03		5,714.03					
	principal/interest		4,141.76	1,572.27	4,291.13	1,422.90			
November	payment	5,714.03		5,714.03					
	principal/interest		4,154.01	1,560.02	4,303.81	1,410.22			
December	payment	5,714.03		5,714.03					
	principal/interest		4,166.29	1,547.74	4,316.54	1,397.49			
January	payment	5,714.03		5,714.03					
	principal/interest		4,178.61	1,535.42	4,329.30	1,384.73			
February	payment	5,714.03		5,714.03					
	principal/interest		4,190.96	1,523.07	4,342.10	1,371.93			
March	payment	5,714.03		5,714.03					
	principal/interest		4,203.35	1,510.68	4,354.94	1,359.09			
April	payment	5,714.03		5,714.03					
	principal/interest		4,215.78	1,498.25	4,367.82	1,346.21			
May	payment	5,714.03		5,714.03					
	principal/interest		4,228.25	1,485.78	4,380.73	1,333.30			
June	payment	5,714.03		5,714.03					
	principal/interest		4,240.75	1,473.28	4,393.68	1,320.35			
July	payment	5,714.03		5,714.03					
	principal/interest		4,253.29	1,460.74	4,406.67	1,307.36			
August	payment	5,714.03							
	principal/interest		4,265.86	1,448.17					
September	payment	5,714.03							
	principal/interest		4,278.48	1,435.55					
<b>Total Payments Current Period</b>									
Total Payments	68,568.36			57,140.30					
Principal		50,517.39		43,486.72					
Interest			18,050.97			13,653.58			
<b>Balance Current Period</b>									
				555,003.71					497,863.41

**County of Gillespie**  
**District Clerk Bond / Trust Recap**  
 October 2016 - September 2017  
 Funds Managed by County Treasurer

Cause No	Cause Description	Initial Investment		Prior Interest		Current Year Interest												Released Investments	Current Balances	Current Interest	Total Interest	
		Face	Value	Adjusted Interest	Interest	Oct-2016	Nov-2016	Dec-2016	Jan-2017	Feb-2017	Mar-2017	Apr-2017	May-2017	Jun-2017	Jul-2017	Aug-2017	Sep-2017					
2705	Sonstegard / Curtis	1,000.00		792.80	31.52														1,824.32	0.00	0.00	824.32
4073	State v Montagnino	10,000.00		43.82	171.08														10,214.90	0.00	0.00	214.90
4232	State v Chow	10,000.00			31.34														10,031.34	0.00	0.00	31.34
4233	State v Loui	10,000.00			25.50														10,025.50	0.00	0.00	25.50
4201	State v Duecker	20,000.00			33.03														20,033.03	0.00	0.00	33.03
4282	State v Duecker	20,000.00			33.03														20,033.03	0.00	0.00	33.03
6978	Wheatcraft v Meier	500.00		236.07	161.61	0.29	0.35	0.41	0.39	0.46	0.53	0.59	0.65	0.74					1,645.04	902.40	4.72	402.40
7227	Munsell Meier v Robinson	1,000.00		300.71	254.33															0.00	0.00	645.04
8623	Pauls v Bird	500.00		77.66	120.85	0.23	0.23	0.27	0.32	0.30	0.37	0.41	0.46	0.51	0.58				1,145.36	708.20	3.68	208.20
8784	Pruitt v Danes	1,000.00		128.41	18.95															0.00	0.00	145.36
8786	Damron (Investment)	500.00			24.86														524.86	0.00	0.00	24.86
9411	Tin Star Ranch	500.00		5.37	32.96														538.33	0.00	0.00	38.33
9461	Hearne & Phillips	100.00		1.07	22.18	0.04	0.04	0.05	0.06	0.05	0.07	0.07	0.08	0.09	0.10					123.90	0.85	23.90
9666	Haggard v Schroeder	500.00		1.19	110.00	0.20	0.20	0.24	0.28	0.26	0.32	0.36	0.40	0.44	0.51					614.40	3.21	114.40
9752	Staats v Tonn	1,000.00			17.85														1,017.85	0.00	0.00	17.85
10010	Silver Deer v Senkbeil	100.00			20.95	0.04	0.04	0.05	0.06	0.05	0.06	0.07	0.08	0.09	0.10					121.59	0.64	21.59
10154	Ankem v Woods & Schmidt	1,000.00			55.01														1,055.01	0.00	0.00	55.01
10370	Sledge v Jones	1,000.00			194.25	0.40	0.39	0.45	0.55	0.52	0.62	0.71	0.77	0.87	0.99					1,200.52	6.27	200.52
10373	Whitewood v Hartel	100.00			19.47	0.04	0.04	0.05	0.05	0.05	0.06	0.07	0.08	0.09	0.10					120.10	0.83	20.10
10412	Ballard v Keidel	1,000.00			4.31														1,004.31	0.00	0.00	4.31
10522	Parker/Roscoe L	23,800.00			2,639.22														26,439.22	0.00	0.00	2,639.22
10779	Harris v Fouton (dba Silver Deer)	1,000.00			155.43	0.39	0.38	0.44	0.53	0.51	0.61	0.68	0.75	0.84	0.96					1,161.52	6.09	161.52
10930	Fonder v Salinas	200.00			28.19	0.07	0.07	0.09	0.10	0.10	0.12	0.13	0.15	0.17	0.19					229.38	1.19	29.38
10970	City of Fbg v Penick	274,045.00			118.40														274,163.40	0.00	0.00	118.40
11042	A. J. Weight v LCRA	250.00			1.06														251.06	0.00	0.00	1.06
11228	Jenschke v Friedrich	1,000.00			15.72														1,015.72	0.00	0.00	15.72
11259	Quest Oil v Wallen and B&B Oil	1,000.00			74.17														1,074.17	0.00	0.00	74.17
11336	Cornestone v Parker	1,000.00			55.93	0.34	0.35	0.41	0.48	0.45	0.56	0.62	0.68	0.77	0.88					1,061.47	5.54	61.47
11399	Irwins vs Irwin	303,022.74			3,310.61														306,333.35	0.00	0.00	3,310.61
11703	Herb Venture v Varney	250.00			4.85	0.08	0.08	0.10	0.12	0.11	0.13	0.15	0.17	0.19	0.21					256.19	1.34	6.19
11812	Dolezal vs Dolezal	1,000.00			7.95														1,007.95	0.00	0.00	7.95



County of Gillespie  
 District Clerk Bond / Trust Recap  
 October 2016 - September 2017  
 Funds Managed by County Treasurer

Cause Description	Cause No	Initial Investment Face Value	Prior Interest		Current Year Interest												Cause Description	Released Investments	Current Balances	Current Interest	Total Interest				
			Adjusted Interest	TexPool Interest	TexPool Account																				
					Oct.2016	Nov.2016	Dec.2016	Jan.2017	Feb.2017	Mar.2017	Apr.2017	May.2017	Jun.2017	Jul.2017	Aug.2017	Sep.2017									
Bredemus and J&B Cheese v Just	11877	1,000.00		12.71	0.34	0.33	0.39	0.46	0.43	0.54	0.59	0.66	0.74	0.84						Bredemus and J&B Cheese v Just			1,018.03	5.32	18.03
Prause & Thompson v Bierschwale	11897	100.00		1.21	0.03	0.03	0.04	0.05	0.04	0.05	0.06	0.07	0.07	0.08						Prause & Thompson v Bierschwale			101.73	0.52	1.73
Rutherford v Rather & Kamp	11904	100.00		1.21	0.03	0.03	0.04	0.05	0.04	0.05	0.06	0.07	0.07	0.08						Rutherford v Rather & Kamp			101.73	0.52	1.73
Querner v Lester	11928A	1,000.00		4.78	0.34	0.33	0.39	0.46	0.43	0.52	0.60	0.66	0.63	closed 06 26 2017						Querner v Lester	1,009.14		0.00	4.36	9.14
TexHillCo EmployeesC.U. vs Beckmann	12195	100.00		0.05	closed 01 19 2010														TexHillCo EmployeesC.U. vs Beckmann	100.05		0.00	0.00	0.05	
Fulton v Coleman	12209	500.00		4.53	0.16	0.17	0.20	0.23	0.22	0.27	0.30	0.33	0.37	0.42					Fulton v Coleman			507.20	2.67	7.20	
IBT Int v Grammer	12228	115,000.00		130.48	closed 06 2014														IBT Int v Grammer	115,130.48		0.00	0.00	130.48	
Ferrell vs Hall, Executor Estate of Klein, Deceased	12369	500.00		0.60	closed 12 27 2010														Ferrell vs Hall, Executor Estate of Klein, Deceased	500.60		0.00	0.00	0.60	
Baby vs Doggett	12603	400.00		0.35	closed 02 14 2012														Baby vs Doggett	400.35		0.00	0.00	0.35	
Cover v Chase Bank	12964	100.00		0.41	0.03	0.03	0.04	0.05	0.04	0.05	0.06	0.07	0.07	0.08					Cover v Chase Bank			100.93	0.52	0.93	
Balero v Federal Home Mortgage	13025	250.00		1.23	0.08	0.08	0.10	0.12	0.11	0.14	0.15	0.16	0.19	0.21					Balero v Federal Home Mortgage			252.57	1.34	2.57	
LCRA vs TRT Ranch	13119	949,500.00		45.58	closed 09 10 2013														LCRA vs TRT Ranch	949,545.58		0.00	0.00	45.58	
LCRA vs Oehler	13120	195,000.00		9.36	closed 09 10 2013														LCRA vs Oehler	195,009.36		0.00	0.00	9.36	
LCRA vs Wahrmund	13121	177,000.00		8.49	closed 09 10 2013														LCRA vs Wahrmund	177,008.49		0.00	0.00	8.49	
Collins, Estate of Smith v Bank of America	13203	500.00		2.34	0.16	0.16	0.20	0.23	0.22	0.27	0.29	0.33	0.37	0.42					Collins, Estate of Smith v Bank of America			504.99	2.65	4.99	
Whatley, et al vs Live Springs, et al	13291	500.00		2.11	0.16	0.16	0.20	0.23	0.22	0.27	0.29	0.33	0.37	0.42					Whatley, et al vs Live Springs, et al			504.76	2.65	4.76	
Bruce Kneese vs New York Life Insurance and Annuity Corp, et al	13320	951.17	opened 03 03 2014	0.30	closed 03 05 2015														Bruce Kneese vs New York Life Insurance and Annuity Corp, et al	951.47		0.00	0.00	0.30	
Hampton vs Spornhauer	13343	2,000.00		8.46	0.66	0.66	0.77	0.92	0.87	1.06	1.18	1.30	1.45	1.65					Hampton vs Spornhauer			2,018.98	10.52	18.98	
Kerrville Professional Properties LTD ... vs Friendship Village Owner's Asn, Inc ...	13640		Clerk ... case settled awaiting court order to release ... 03.03.2014 ... LL																Kerrville Professional Properties LTD ... vs Friendship Village Owner's Asn, Inc ...			0.00	0.00	0.00	
In the Matter of the Marriage of Roxanne L Pennington & Gerard M Pennington and In the Interest of Sarah Pennington & Matthew Pennington, Children	13683	500.00	opened 03 03 2014	1.77	0.16	0.16	0.19	0.23	0.22	0.27	0.29	0.33	0.36	0.42					In the Matter of the Marriage of Roxanne L Pennington & Gerard M Pennington and In the Interest of Sarah Pennington & Matthew Pennington, Children			504.40	2.63	4.40	
Berry vs Cardash	13859	500,684.49	opened 09 11 2014	159.13	closed 2015.06.11														Berry vs Cardash	501,143.62		0.00	0.00	159.13	
Berry vs Cardash ... TRO	13859TRC	5,000.00	opened 09 11 2014	17.24	1.64	1.66	1.92	2.31	2.19	2.65	2.95	3.25	3.65	4.15					Berry vs Cardash ... TRO			5,043.61	26.37	43.61	
Roscoe L Parker Guardianship	10522(a)	7,500.00		587.17	closed 07 12 2007														Roscoe L Parker Guardianship	8,087.17		0.00	0.00	587.17	
State v Farmer	3870A	4,000.00	504.78	67.71	closed 05 2004transferred to District Clerk Acct 117														State v Farmer	4,572.49		0.00	0.00	572.49	
State v Farmer	3870B	1,000.00	126.19	19.89	closed 05 2004transferred to District Clerk Acct 117														State v Farmer	1,146.08		0.00	0.00	146.08	
Damron (trust)	8766(A)	26,278.61		92.83	closed 01 2005														Damron (trust)	26,371.44		0.00	0.00	92.83	
<b>Totals</b>		<b>2,676,132.01</b>		<b>2,308.07</b>	<b>8,978.56</b>	<b>5.91</b>	<b>5.91</b>	<b>6.98</b>	<b>8.30</b>	<b>7.82</b>	<b>9.54</b>	<b>10.62</b>	<b>11.77</b>	<b>13.05</b>	<b>14.13</b>	<b>0.00</b>	<b>0.00</b>		<b>Totals</b>	<b>2,670,354.07</b>		<b>17,158.60</b>	<b>94.03</b>	<b>11,380.66</b>	

**County of Gillespie**  
**County Clerk Holding Account Recap**  
 October 2016 -September 2017  
 Funds Managed by County Treasurer

Cause	Investment Face Value	Prior Interest Adjusted		Current Year Interest TextPool Account												Released Investment	Current Balances	Total Interest FY2017
		Interest	TextPool	Oct-2016	Nov-2016	Dec-2016	Jan-2017	Feb-2017	Mar-2017	Apr-2017	May-2017	Jun-2017	Jul-2017	Aug-2017	Sep-2017			
Cause 9145 Doyle/Michael J Guardianship additional funds added July 2013 of \$682.40 to original face of \$119,517.83 or \$120,200.23 principal	120,200.23	682.23		39.29	39.58	46.98	55.33	51.91	63.99	70.96	79.23	87.94	100.15		0.00	121,527.82	635.36	
Cause 8132 Roscoe L Parker	7,500.00	97.71		04-2006 account closed ... case transferred to District Court												7,597.71	0.00	
Cause 8321 David Eugene Reynolds	100,000.00	11,872.07		closed 07-14-2008												111,872.07	0.00	
<b>Investment Totals</b>	<b>107,500.00</b>	<b>0.00</b>	<b>12,662.01</b>	<b>39.29</b>	<b>39.58</b>	<b>46.98</b>	<b>55.33</b>	<b>51.91</b>	<b>63.99</b>	<b>70.96</b>	<b>79.23</b>	<b>87.94</b>	<b>100.15</b>	<b>0.00</b>	<b>119,469.78</b>	<b>121,527.82</b>	<b>635.36</b>	



GILLESPIE COUNTY TEXAS

Investment Performance Summary  
Certificate of Deposits

Financial Institution	FY2017												Year To Date		
	Oct	Nov	Dec	Jan	Feb	Mar	Apr	May	Jun	Jul	Aug	Sep			
<b>Texas Regional Bank</b> eff 03.2017 formerly Blanco National Bank													<b>Texas Regional Bank</b> eff 03.2017 formerly Blanco National Bank		
Certificate of Deposits ... held at face value													Certificate of Deposits ... held at face value		
Amount of Investment	2,400,000	2,400,000	2,400,000	2,400,000	2,400,000	2,400,000	2,400,000	2,400,000	2,400,000	2,400,000	2,400,000	2,400,000	2,400,000	2,400,000	Average Investment
Average Interest Rate	0.4500	0.4500	0.4500	0.4500	0.4500	0.4500	0.5125	0.5417	0.5708	0.5946				0.4920	Average Interest Rate
Earned Interest	887.76	917.28	887.76	917.28	912.34	833.42	917.28	1,011.01	1,104.14	1,126.05				9,514.32	Earned Interest
<b>Security State Bank &amp; Trust</b>													<b>Security State Bank &amp; Trust</b>		
Certificate of Deposits ... held at face value													Certificate of Deposits ... held at face value		
Amount of Investment	2,650,000	2,650,000	2,650,000	2,150,000	2,150,000	2,150,000	2,150,000	2,150,000	2,150,000	1,650,000				2,250,000	Average Investment
Average Interest Rate	0.3667	0.3667	0.3667	0.3688	0.3813	0.3813	0.3938	0.4000	0.4000	0.4000				0.3825	Average Interest Rate
Earned Interest	782.91	834.46	807.57	834.46	684.74	628.24	704.92	736.74	730.39	542.49				7,286.92	Earned Interest

Financial Institution	FY2016												Year To Date			
	Oct	Nov	Dec	Jan	Feb	Mar	Apr	May	Jun	Jul	Aug	Sep				
<b>Blanco National Bank</b>													<b>Blanco National Bank</b>			
Certificate of Deposits ... held at face value													Certificate of Deposits ... held at face value			
Amount of Investment	2,400,000	2,400,000	2,400,000	2,400,000	2,400,000	2,400,000	2,400,000	2,400,000	2,400,000	2,400,000	2,400,000	2,400,000	2,400,000	2,400,000	Average Investment	
Average Interest Rate	0.4500	0.4500	0.4500	0.4500	0.4500	0.4500	0.4500	0.4500	0.4500	0.4500	0.4500	0.4500	0.4500	0.4500	0.4500	Average Interest Rate
Earned Interest	887.76	917.28	887.76	917.28	914.82	860.48	917.28	887.76	917.28	890.22	917.28	917.28	917.28	917.28	10,832.48	Earned Interest
<b>Security State Bank &amp; Trust</b>													<b>Security State Bank &amp; Trust</b>			
Certificate of Deposits ... held at face value													Certificate of Deposits ... held at face value			
Amount of Investment	2,650,000	2,650,000	2,650,000	2,650,000	2,650,000	2,650,000	2,650,000	2,650,000	2,650,000	2,650,000	2,650,000	2,650,000	2,650,000	2,650,000	Average Investment	
Average Interest Rate	0.3500	0.3500	0.3500	0.3500	0.3500	0.3500	0.3500	0.3500	0.3500	0.3556	0.3556	0.3556	0.3556	0.3514	Average Interest Rate	
Earned Interest	762.36	787.76	762.36	787.76	787.76	736.92	787.76	762.36	787.76	762.36	808.99	808.99	808.99	9,343.14	Earned Interest	

Financial Institution	FY2015												Year To Date			
	Oct	Nov	Dec	Jan	Feb	Mar	Apr	May	Jun	Jul	Aug	Sep				
<b>Blanco National Bank</b>													<b>Blanco National Bank</b>			
Certificate of Deposits ... held at face value													Certificate of Deposits ... held at face value			
Amount of Investment	2,400,000	2,400,000	2,400,000	2,400,000	2,400,000	2,400,000	2,400,000	2,400,000	2,400,000	2,400,000	2,400,000	2,400,000	2,400,000	2,400,000	Average Investment	
Average Interest Rate	0.4500	0.4500	0.4500	0.4500	0.4500	0.4500	0.4500	0.4500	0.4500	0.4500	0.4500	0.4500	0.4500	0.4500	0.4500	Average Interest Rate
Earned Interest	887.76	917.28	887.76	917.28	912.34	833.42	916.05	890.22	917.28	887.76	917.28	917.28	917.28	917.28	10,801.71	Earned Interest
<b>Security State Bank &amp; Trust</b>													<b>Security State Bank &amp; Trust</b>			
Certificate of Deposits ... held at face value													Certificate of Deposits ... held at face value			
Amount of Investment	2,650,000	2,650,000	2,650,000	2,650,000	2,650,000	2,650,000	2,650,000	2,650,000	2,650,000	2,650,000	2,650,000	2,650,000	2,650,000	2,650,000	Average Investment	
Average Interest Rate	0.3500	0.3500	0.3500	0.3500	0.3500	0.3500	0.3500	0.3500	0.3500	0.3500	0.3500	0.3500	0.3500	0.3500	0.3500	Average Interest Rate
Earned Interest	762.36	787.63	762.36	787.63	786.80	712.48	787.76	762.36	787.76	762.36	787.76	787.76	787.76	787.76	9,275.02	Earned Interest

Financial Institution	FY2014												Year To Date			
	Oct	Nov	Dec	Jan	Feb	Mar	Apr	May	Jun	Jul	Aug	Sep				
<b>Blanco National Bank</b>													<b>Blanco National Bank</b>			
Certificate of Deposits ... held at face value													Certificate of Deposits ... held at face value			
Amount of Investment	2,400,000	2,400,000	2,400,000	2,400,000	2,400,000	2,400,000	2,400,000	2,400,000	2,400,000	2,400,000	2,400,000	2,400,000	2,400,000	2,400,000	Average Investment	
Average Interest Rate	0.5333	0.5167	0.5042	0.4917	0.4875	0.4792	0.4583	0.4500	0.4500	0.4500	0.4500	0.4500	0.4500	0.4500	0.4767	Average Interest Rate
Earned Interest	1,076.62	1,095.57	1,019.12	1,036.14	1,005.73	910.12	985.20	912.39	925.77	887.76	917.28	917.28	917.28	917.28	11,688.98	Earned Interest
<b>Security State Bank &amp; Trust</b>													<b>Security State Bank &amp; Trust</b>			
Certificate of Deposits ... held at face value													Certificate of Deposits ... held at face value			
Amount of Investment	2,650,000	2,650,000	2,650,000	2,650,000	2,650,000	2,650,000	2,650,000	2,650,000	2,650,000	2,650,000	2,650,000	2,650,000	2,650,000	2,650,000	Average Investment	
Average Interest Rate	0.3889	0.3889	0.3889	0.3833	0.3722	0.3667	0.3611	0.3556	0.3556	0.3500	0.3500	0.3500	0.3500	0.3500	0.3676	Average Interest Rate
Earned Interest	871.27	874.78	846.61	874.78	852.59	764.27	834.46	792.22	808.99	782.91	787.76	787.76	787.76	787.76	9,878.40	Earned Interest



GILLESPIE COUNTY TEXAS  
Investment Performance Summary  
Certificate of Deposits

Financial Institution	Oct	Nov	Dec	Jan	Feb	Mar	Apr	May	Jun	Jul	Aug	Sep	Year To Date
<b>Blanco National Bank</b>													
Certificate of Deposits ... held at face value	2,400,000	2,400,000	2,400,000	2,400,000	2,400,000	2,400,000	2,400,000	2,400,000	2,400,000	2,400,000	2,400,000	2,400,000	2,400,000
Amount of Investment	0.650	0.6458	0.6375	0.6250	0.6125	0.6000	0.5875	0.5750	0.5625	0.5500	0.5375	0.5250	0.5471
Average Interest Rate	1,282.06	1,324.80	1,273.86	1,299.33	1,267.84	1,148.97	1,167.00	1,188.96	1,125.91	1,146.51	1,129.53	1,129.53	1,129.53
Earned Interest	0.6500	0.6500	0.6500	0.6500	0.6500	0.6500	0.6500	0.6500	0.6500	0.6500	0.6500	0.6500	0.6500
Average Interest Rate	1,693.08	1,724.02	1,698.55	1,698.62	1,516.62	1,401.92	1,460.72	1,331.40	1,341.79	1,282.08	1,324.80	1,324.80	1,324.80
Earned Interest	2,650,000	2,650,000	2,650,000	2,650,000	2,650,000	2,650,000	2,650,000	2,650,000	2,650,000	2,650,000	2,650,000	2,650,000	2,650,000
Amount of Investment	0.7222	0.7222	0.7222	0.6889	0.5556	0.5000	0.5222	0.5000	0.5000	0.5000	0.5000	0.5000	0.5972
Average Interest Rate	1,800.00	1,605.23	1,533.43	1,605.23	1,477.83	1,334.81	1,363.18	1,195.90	1,210.30	1,171.25	1,125.37	1,125.37	1,125.37
Earned Interest	2,650,000	2,650,000	2,650,000	2,650,000	2,650,000	2,650,000	2,650,000	2,650,000	2,650,000	2,650,000	2,650,000	2,650,000	2,650,000
Amount of Investment	1,333.33	1,333.33	1,333.33	1,100.00	1,022.22	0.9633	0.8333	0.8333	0.8333	0.8333	0.8333	0.8333	0.9754
Average Interest Rate	2,447.26	2,541.58	2,459.59	2,541.58	2,411.45	2,129.59	2,280.43	2,021.92	2,051.12	1,984.93	1,860.02	1,860.02	2,059.49
Earned Interest	4,000,000	4,000,000	4,000,000	4,000,000	4,000,000	4,000,000	4,000,000	4,000,000	4,000,000	4,000,000	4,000,000	4,000,000	4,000,000
Amount of Investment	1,575.00	1,575.00	1,575.00	1,275.00	1,133.33	1,033.33	1,083.33	1,138.89	1,138.89	1,138.89	1,138.89	1,138.89	1,295.1
Average Interest Rate	673.99	635.06	517.82	535.06	532.05	394.25	677.32	2,441.10	2,193.21	2,202.74	2,528.82	2,528.83	1,760.25
Earned Interest	2,200,000	2,200,000	2,200,000	2,200,000	2,200,000	2,200,000	2,200,000	2,200,000	2,200,000	2,200,000	2,200,000	2,200,000	2,200,000
Amount of Investment	2,409.00	2,409.00	2,350.00	2,179.50	2,127.00	1,808.33	1,725.00	1,628.00	1,579.20	1,579.20	1,579.20	1,579.20	1,569.66
Average Interest Rate	4,775.37	4,836.85	4,413.71	4,390.95	4,057.67	3,587.30	3,753.99	3,567.14	3,516.20	3,197.28	3,218.95	3,155.25	4,080.66
Earned Interest	2,200,000	2,200,000	2,200,000	2,200,000	2,200,000	2,200,000	2,200,000	2,200,000	2,200,000	2,200,000	2,200,000	2,200,000	2,200,000
Amount of Investment	3,6618	3,5353	3,2294	3,1500	3,0147	2,7864	2,7864	2,7455	2,6932	2,6409	2,6409	2,6409	3,061
Average Interest Rate	5,810.95	5,834.80	5,116.43	5,104.40	4,634.27	4,136.41	4,352.75	5,385.78	5,206.30	5,038.38	5,129.86	5,032.19	6,078.52
Earned Interest	900,000	900,000	900,000	900,000	900,000	900,000	900,000	900,000	900,000	900,000	900,000	900,000	900,000
Amount of Investment	3,0300	3,0300	3,0300	3,0300	2,4300	2,4300	2,0500	2,0500	2,0500	2,0500	2,0500	2,0500	2,458
Average Interest Rate	1,984.94	2,305.90	2,231.52	2,305.90	2,297.68	1,860.64	2,051.10	752.07	696.44	673.99	696.44	696.44	1,553.26
Earned Interest													
Certificate of Deposits ... held at face value													
Amount of Investment	2,200,000	2,200,000	2,200,000	2,200,000	2,200,000	2,200,000	2,200,000	2,200,000	2,200,000	2,200,000	2,200,000	2,200,000	2,200,000
Amount of Investment	2,200,000	2,200,000	2,200,000	2,200,000	2,200,000	2,200,000	2,200,000	2,200,000	2,200,000	2,200,000	2,200,000	2,200,000	2,200,000
Certificate of Deposits ... held at face value													
Amount of Investment	2,200,000	2,200,000	2,200,000	2,200,000	2,200,000	2,200,000	2,200,000	2,200,000	2,200,000	2,200,000	2,200,000	2,200,000	2,200,000
Amount of Investment	2,200,000	2,200,000	2,200,000	2,200,000	2,200,000	2,200,000	2,200,000	2,200,000	2,200,000	2,200,000	2,200,000	2,200,000	2,200,000
Certificate of Deposits ... held at face value													
Amount of Investment	2,200,000	2,200,000	2,200,000	2,200,000	2,200,000	2,200,000	2,200,000	2,200,000	2,200,000	2,200,000	2,200,000	2,200,000	2,200,000
Amount of Investment	2,200,000	2,200,000	2,200,000	2,200,000	2,200,000	2,200,000	2,200,000	2,200,000	2,200,000	2,200,000	2,200,000	2,200,000	2,200,000
Certificate of Deposits ... held at face value													
Amount of Investment	2,200,000	2,200,000	2,200,000	2,200,000	2,200,000	2,200,000	2,200,000	2,200,000	2,200,000	2,200,000	2,200,000	2,200,000	2,200,000
Amount of Investment	2,200,000	2,200,000	2,200,000	2,200,000	2,200,000	2,200,000	2,200,000	2,200,000	2,200,000	2,200,000	2,200,000	2,200,000	2,200,000
Certificate of Deposits ... held at face value													
Amount of Investment	2,200,000	2,200,000	2,200,000	2,200,000	2,200,000	2,200,000	2,200,000	2,200,000	2,200,000	2,200,000	2,200,000	2,200,000	2,200,000
Amount of Investment	2,200,000	2,200,000	2,200,000	2,200,000	2,200,000	2,200,000	2,200,000	2,200,000	2,200,000	2,200,000	2,200,000	2,200,000	2,200,000
Certificate of Deposits ... held at face value													
Amount of Investment	2,200,000	2,200,000	2,200,000	2,200,000	2,200,000	2,200,000	2,200,000	2,200,000	2,200,000	2,200,000	2,200,000	2,200,000	2,200,000
Amount of Investment	2,200,000	2,200,000	2,200,000	2,200,000	2,200,000	2,200,000	2,200,000	2,200,000	2,200,000	2,200,000	2,200,000	2,200,000	2,200,000
Certificate of Deposits ... held at face value													
Amount of Investment	2,200,000	2,200,000	2,200,000	2,200,000	2,200,000	2,200,000	2,200,000	2,200,000	2,200,000	2,200,000	2,200,000	2,200,000	2,200,000
Amount of Investment	2,200,000	2,200,000	2,200,000	2,200,000	2,200,000	2,200,000	2,200,000	2,200,000	2,200,000	2,200,000	2,200,000	2,200,000	2,200,000
Certificate of Deposits ... held at face value													
Amount of Investment	2,200,000	2,200,000	2,200,000	2,200,000	2,200,000	2,200,000	2,200,000	2,200,000	2,200,000	2,200,000	2,200,000	2,200,000	2,200,000
Amount of Investment	2,200,000	2,200,000	2,200,000	2,200,000	2,200,000	2,200,000	2,200,000	2,200,000	2,200,000	2,200,000	2,200,000	2,200,000	2,200,000
Certificate of Deposits ... held at face value													
Amount of Investment	2,200,000	2,200,000	2,200,000	2,200,000	2,200,000	2,200,000	2,200,000	2,200,000	2,200,000	2,200,000	2,200,000	2,200,000	2,200,000
Amount of Investment	2,200,000	2,200,000	2,200,000	2,200,000	2,200,000	2,200,000	2,200,000	2,200,000	2,200,000	2,200,000	2,200,000	2,200,000	2,200,000
Certificate of Deposits ... held at face value													
Amount of Investment	2,200,000	2,200,000	2,200,000	2,200,000	2,200,000	2,200,000	2,200,000	2,200,000	2,200,000	2,200,000	2,200,000	2,200,000	2,200,000
Amount of Investment	2,200,000	2,200,000	2,200,000	2,200,000	2,200,000	2,200,000	2,200,000	2,200,000	2,200,000	2,200,000	2,200,000	2,200,000	2,200,000
Certificate of Deposits ... held at face value													
Amount of Investment	2,200,000	2,200,000	2,200,000	2,200,000	2,200,000	2,200,000	2,200,000	2,200,000	2,200,000	2,200,000	2,200,000	2,200,000	2,200,000
Amount of Investment	2,200,000	2,200,000	2,200,000	2,200,000	2,200,000	2,200,000	2,200,000	2,200,000	2,200,000	2,200,000	2,200,000	2,200,000	2,200,000
Certificate of Deposits ... held at face value													
Amount of Investment	2,200,000	2,200,000	2,200,000	2,200,000	2,200,000	2,200,000	2,200,000	2,200,000	2,200,000	2,200,000	2,200,000	2,200,000	2,200,000
Amount of Investment	2,200,000	2,200,000	2,200,000	2,200,000	2,200,000	2,200,000	2,200,000	2,200,000	2,200,000	2,200,000	2,200,000	2,200,000	2,200,000
Certificate of Deposits ... held at face value													
Amount of Investment	2,200,000	2,200,000	2,200,000	2,200,000	2,200,000	2,200,000	2,200,000	2,200,000	2,200,000	2,200,000	2,200,000	2,200,000	2,200,000
Amount of Investment	2,200,000	2,200,000	2,200,000	2,200,000	2,200,000	2,200,000	2,200,000	2,200,000	2,200,000	2,200,000	2,200,000	2,200,000	2,200,000
Certificate of Deposits ... held at face value													
Amount of Investment	2,200,000	2,200,000	2,200,000	2,200,000	2,200,000	2,200,000	2,200,000	2,200,000	2,200,000	2,200,000	2,200,000	2,200,000	2,200,000
Amount of Investment	2,200,000	2,200,000	2,200,000	2,200,000	2,200,000	2,200,000	2,200,000	2,200,000	2,200,000	2,200,000	2,200,000	2,200,000	2,200,000
Certificate of Deposits ... held at face value													
Amount of Investment	2,200,000	2,200,000	2,200,000	2,200,000	2,200,000	2,200,000	2,200,000	2,200,000	2,200,000	2,200,000	2,200,000	2,200,000	2,200,000
Amount of Investment	2,200,000	2,200,000	2,200,000	2,200,000	2,200,00								



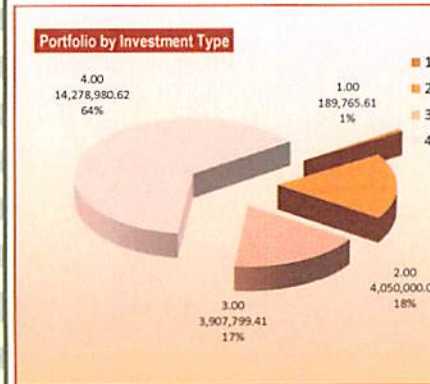
**GILLESPIE COUNTY TEXAS**  
**Investment Performance Summary**  
**Certificate of Deposits**

Financial Institution	FY2008											
	Oct	Nov	Dec	Jan	Feb	Mar	Apr	May	Jun	Jul	Aug	Sep
<b>Blanco National Bank</b>	Amount of Investment	1,600,000	1,600,000	1,600,000	1,600,000	1,700,000	1,700,000	1,700,000	1,700,000	1,700,000	1,700,000	1,700,000
	Average Interest Rate	5.5531	5.4875	5.4656	5.2313	5.1219	4.9382	4.8206	4.5559	4.4235	4.2912	4.1588
	Earned Interest	7,331.57	7,546.16	7,216.49	7,427.24	7,085.44	6,534.39	7,129.97	6,735.65	6,577.93	6,366.84	6,195.75
<b>Security State Bank &amp; Trust</b>	Certificate of Deposits ... held at face value	800,000	800,000	800,000	800,000	800,000	800,000	800,000	800,000	800,000	800,000	800,000
	Amount of Investment	300,000	300,000	300,000	300,000	300,000	300,000	300,000	300,000	300,000	300,000	300,000
	Average Interest Rate	5.4483	5.4483	5.0863	4.8288	3.4483	3.9283	3.6963	3.0375	3.0375	3.0375	3.0375
	Earned Interest	1,343.43	1,388.20	1,343.43	3,288.46	3,050.05	2,293.02	1,000.92	2,201.52	2,051.10	2,051.10	2,051.10
<b>Blanco National Bank</b>	Certificate of Deposits ... held at face value	1,541,667	1,541,667	1,541,667	1,541,667	1,541,667	1,541,667	1,541,667	1,541,667	1,541,667	1,541,667	1,541,667
	Amount of Investment	1,541,667	1,541,667	1,541,667	1,541,667	1,541,667	1,541,667	1,541,667	1,541,667	1,541,667	1,541,667	1,541,667
	Average Interest Rate	5.7500	5.5750	5.5750	5.5313	5.5000	5.5313	5.5563	5.5875	5.5875	5.5813	5.5750
	Earned Interest	82,707.58	82,707.58	82,707.58	82,707.58	82,707.58	82,707.58	82,707.58	82,707.58	82,707.58	82,707.58	82,707.58
<b>Security State Bank &amp; Trust</b>	Certificate of Deposits ... held at face value	266,667	266,667	266,667	266,667	266,667	266,667	266,667	266,667	266,667	266,667	266,667
	Amount of Investment	200,000	200,000	200,000	200,000	200,000	200,000	200,000	200,000	200,000	200,000	200,000
	Average Interest Rate	5.0950	5.0950	5.0950	5.0950	5.0950	5.0950	5.0950	5.0950	5.0950	5.0950	5.0950
	Earned Interest	837.54	837.54	837.54	865.46	865.46	865.46	865.46	865.46	865.46	865.46	865.46
<b>Blanco National Bank</b>	Certificate of Deposits ... held at face value	1,300,000	1,300,000	1,300,000	1,300,000	1,300,000	1,300,000	1,300,000	1,300,000	1,300,000	1,300,000	1,300,000
	Amount of Investment	1,300,000	1,300,000	1,300,000	1,300,000	1,300,000	1,300,000	1,300,000	1,300,000	1,300,000	1,300,000	1,300,000
	Average Interest Rate	3.0933	3.2767	3.6058	4.0142	4.1808	4.3280	4.3885	4.6731	4.6731	4.8080	4.9385
	Earned Interest	3,050.96	3,339.50	3,556.44	3,883.06	4,091.15	3,848.66	4,412.19	4,726.43	4,993.12	5,308.21	5,455.61
<b>Security State Bank &amp; Trust</b>	Certificate of Deposits ... held at face value	200,000	200,000	200,000	200,000	200,000	200,000	200,000	200,000	200,000	200,000	200,000
	Amount of Investment	100,000	100,000	100,000	100,000	100,000	100,000	100,000	100,000	100,000	100,000	100,000
	Average Interest Rate	3.0000	3.0000	3.0000	3.0000	3.0000	3.0000	3.0000	3.0000	3.0000	3.0000	3.0000
	Earned Interest	246.58	246.58	246.58	254.80	254.80	254.80	254.80	254.80	254.80	254.80	254.80
<b>Blanco National Bank</b>	Certificate of Deposits ... held at face value	1,200,000	1,200,000	1,200,000	1,200,000	1,200,000	1,200,000	1,200,000	1,200,000	1,200,000	1,200,000	1,200,000
	Amount of Investment	1,200,000	1,200,000	1,200,000	1,200,000	1,200,000	1,200,000	1,200,000	1,200,000	1,200,000	1,200,000	1,200,000
	Average Interest Rate	1.8470	1.8600	1.8808	2.0558	2.1558	2.2742	2.2742	2.5408	2.6575	2.8017	2.9267
	Earned Interest	1,814.02	1,895.70	1,855.10	1,916.93	2,095.26	1,984.55	2,288.18	2,243.02	2,583.80	2,626.85	2,985.79
<b>Security State Bank &amp; Trust</b>	Certificate of Deposits ... held at face value	100,000	100,000	100,000	100,000	100,000	100,000	100,000	100,000	100,000	100,000	100,000
	Amount of Investment	100,000	100,000	100,000	100,000	100,000	100,000	100,000	100,000	100,000	100,000	100,000
	Average Interest Rate	3.0000	3.0000	3.0000	3.0000	3.0000	3.0000	3.0000	3.0000	3.0000	3.0000	3.0000
	Earned Interest	246.58	246.58	246.58	254.80	254.80	254.80	254.80	254.80	254.80	254.80	254.80
<b>Blanco National Bank</b>	Certificate of Deposits ... held at face value	1,000,000	1,000,000	1,000,000	1,000,000	1,000,000	1,000,000	1,000,000	1,000,000	1,000,000	1,000,000	1,000,000
	Amount of Investment	1,000,000	1,000,000	1,000,000	1,000,000	1,000,000	1,000,000	1,000,000	1,000,000	1,000,000	1,000,000	1,000,000
	Average Interest Rate	1.8177	1.8177	1.8177	1.8177	1.8177	1.8177	1.8177	1.8177	1.8177	1.8177	1.8177
	Earned Interest	1,817.84	1,817.84	1,817.84	1,817.84	1,817.84	1,817.84	1,817.84	1,817.84	1,817.84	1,817.84	1,817.84

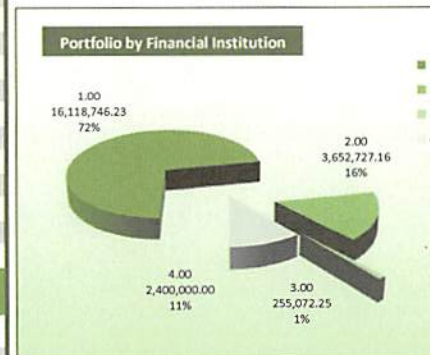
## GILLESPIE COUNTY, TEXAS Portfolio Asset Summary By Investment Type

As of July 31, 2017  
Of Funds Managed By County Treasurer Office

Financial Institution Account / Investment Type	Cash Balances As Of July 31, 2017	
<b>Security State Bank &amp; Trust County Depository</b>		
<b>Checking Accounts</b>		
General ... multi-fund account	1.17	
COB 2001, GOB Series 2010 ... Interest & Sinking	1.00	
County Attorney Hot Check Fund	13,745.36	
Appellate Judicial ... CLOSED	0.00	
Justice of Peace No 1	47,112.36	
Justice of Peace No 2	13,397.01	
County Clerk Operating	55,235.10	
District Clerk Operating	60,271.61	
GOB Series 2013 ... Jail Project	1.00	
GOB Series 2013 ... Interest & Sinking	1.00	189,765.61
<b>Sweep Accounts</b>		
General ... multi-fund account	13,932,209.48	
GOB Series 2013 ... Jail Project	37,281.92	
COB 2001, GOB Series 2010 ... Interest & Sinking	32,328.99	
GOB Series 2013 ... Interest & Sinking	277,160.23	14,278,980.62
<b>Certificate of Deposit .. General Fund (10.)</b>		
paid monthly .. maturity 02.11.2018	100,000.00	
paid monthly .. maturity 05.02.2018	100,000.00	
paid monthly .. maturity 02.28.2018	100,000.00	
paid monthly .. maturity 10.29.2017	100,000.00	
paid monthly .. maturity 03.04.2018	250,000.00	
paid monthly .. maturity 04.01.2018	500,000.00	
CD Closed	0.00	
paid monthly .. maturity 10.01.2017	500,000.00	
CD Closed	0.00	1,650,000.00    \$ 16,118,746.23
<b>TexPool Investment Service for Public Funds</b>		
<b>Investment Pool</b>		
General ... multi-fund account	3,513,324.22	
Interest & Sinking	716.52	
District Clerk Holding In Trust	17,158.60	
County Clerk Holding In Trust	121,527.82	
GOB Series 2013 ... Jail Project	0.00	3,652,727.16    \$ 3,652,727.16



Portfolio by Investment Type As of July 31, 2017	
189,765.61	Checking Accounts
4,050,000.00	Certificates of Deposit
3,907,799.41	Investment Pools ... Public Funds Investment Se
<u>14,278,980.62</u>	Sweep Accounts
<b>\$ 22,426,545.64</b>	<b>Total</b>



Portfolio by Financial Institution As of July 31, 2017	
16,118,746.23	Security State Bank & Trust
3,652,727.16	TexPool
255,072.25	Texas Class
<u>2,400,000.00</u>	Texas Regional Bank
<b>\$ 22,426,545.64</b>	<b>Total</b>



**GILLESPIE COUNTY, TEXAS**  
**Portfolio Asset Summary By Investment Type**  
**As of July 31, 2017**  
**Of Funds Managed By County Treasurer Office**

Texas Class Investment Service for Public Funds	Financial Institution Account / Investment Type	Cash Balances As Of July 31, 2017
<b>Investment Pool</b>		
GOB Series 2013 ... Jail Project		255,072.25 \$ <u>255,072.25</u>
<b>Texas Regional Bank</b> effective 2017.03 ... formerly Blanco National Bank		
<b>Certificate of Deposit .. General Fund (10.)</b>		
paid monthly .. maturity 11.07.2017		100,000.00
paid monthly .. maturity 02.11.2018		100,000.00
paid monthly .. maturity 01.02.2018		100,000.00
paid monthly .. maturity 07.19.2018		100,000.00
paid monthly .. maturity 03.07.2018		100,000.00
paid monthly .. maturity 09.07.2017		100,000.00
paid monthly .. maturity 10.07.2017		100,000.00
paid monthly .. maturity 05.28.2018		100,000.00
paid monthly .. maturity 05.28.2018		100,000.00
paid monthly .. maturity 08.02.2017		100,000.00
paid monthly .. maturity 11.02.2017		100,000.00
paid monthly .. maturity 12.02.2017		100,000.00
paid monthly .. maturity 04.18.2018		100,000.00
paid monthly .. maturity 11.22.2017		100,000.00
paid monthly .. maturity 01.30.2018		100,000.00
paid monthly .. maturity 01.30.2018		100,000.00
paid monthly .. maturity 03.05.2018		100,000.00
paid monthly .. maturity 04.01.2018		100,000.00
paid monthly .. maturity 12.01.2017		100,000.00
paid monthly .. maturity 04.01.2018		100,000.00
paid monthly .. maturity 04.01.2018		100,000.00
paid monthly .. maturity 04.15.2018		100,000.00
paid monthly .. maturity 06.01.2018		100,000.00
paid monthly .. maturity 06.15.2018		100,000.00
<b>Total</b>		<b>\$22,426,545.64</b>

GILLESPIE COUNTY, TEXAS

Portfolio Asset Summary vs. Security Holdings  
As of July 31,2017

For Funds Held by the County Treasurer and All Fee Offices

Financial Institution Account / Investment Type	Cash Balances as of July 31,2017		Financial Institution Pledge / Security Holdings
<b>Security State Bank &amp; Trust (SSB&amp;T) County Depository</b>	<b>Account Balances</b>		<b>Pledge / Security Holdings</b>
<b>County Treasurer Managed Accounts</b>			
<b>Checking Accounts</b>			
General Checking ... multi-fund account	1.17		
COB Series 2001, GORefunding 2010 ... Interest & Sinking	1.00		
County Attorney Hot Check Fund	13,745.36		
Appellate Judicial ... CLOSED	0.00		
Justice of Peace No 1	47,112.36		
Justice of Peace No 2	13,397.01		
County Clerk Operating	55,235.10		
District Clerk Operating	60,271.61		
GOB Series 2013 ... Jail Project	1.00		
GOB Series 2013 ... Interest & Sinking	<u>1.00</u>	<u>189,765.61</u>	
<b>Sweep Accounts</b>			
General ... multi-fund account	13,932,209.48		
GOB Series 2013 ... Jail Project	37,281.92		
COB Series 2001, GORefunding 2010 ... Interest & Sinking	32,328.99		
GOB Series 2013 ... Interest & Sinking	<u>277,160.23</u>	<u>14,278,980.62</u>	
<b>County Treasurer Managed Investments</b>			
<b>Certificates of Deposit .. General Fund (10.)</b>			
paid monthly .. maturity 02.11.2018	100,000.00		
paid monthly .. maturity 05.02.2018	100,000.00		
paid monthly .. maturity 02.28.2018	100,000.00		
paid monthly .. maturity 10.29.2017	100,000.00		
paid monthly .. maturity 03.04.2018	250,000.00		
paid monthly .. maturity 04.01.2018	500,000.00		
CD Closed	0.00		
paid monthly .. maturity 10.01.2017	500,000.00		
CD Closed	<u>0.00</u>	<u>1,650,000.00</u>	



GILLESPIE COUNTY, TEXAS

Portfolio Asset Summary vs. Security Holdings  
As of July 31, 2017

For Funds Held by the County Treasurer and All Fee Offices

Financial Institution Account / Investment Type		Cash Balances as of July 31, 2017	Financial Institution Pledge / Security Holdings
Security State Bank & Trust County Depository		Account Balances	Pledge / Security Holdings
<b>Tax Assessor-Collector Managed Accounts ... new accounts effective 01.01.2017</b>			
<b>Checking Accounts</b>			
TA-C Operating Account		14,811.42	
TxP&WL		11,853.32	
MVD		161,877.97	
MVD Sales Tax		343,440.74	
MVD Title		2,826.15	
Road & Bridge Fee		5,669.19	540,478.79
<b>Tax Assessor-Collector Managed Accounts ... old accounts</b>			
<b>Checking Accounts</b>			
TA-C Operating Account		23,599.01	
TxP&WL		551.30	
MVD		0.00	
MVD Sales Tax		863.02	
City of Fredericksburg Ad Valorem		88.95	
MVD Title		0.00	
Road & Bridge Fee		6,573.36	
Fredericksburg ISD Ad Valorem		7,580.13	
Escrow (Ad Valorem Property)		33.84	
VIT (Vehicle Inventory Tax) Escrow		1,571.65	
Harper ISD Ad Valorem		15.73	
Gillespie County WCID Ad Valorem		0.05	
Doss CCSD Ad Valorem		0.00	
Stonewall WCID Ad Valorem		0.00	
Hill Country Underground WCID Ad Valorem		0.00	
Gillespie County Ad Valorem		104.93	40,991.97
TAC Total	581,470.76		

GILLESPIE COUNTY, TEXAS

Portfolio Asset Summary vs. Security Holdings  
 As of July 31, 2017

For Funds Held by the County Treasurer and All Fee Offices

Financial Institution Account / Investment Type	Cash Balances as of July 31, 2017		Financial Institution Pledge / Security Holdings
<b>Security State Bank &amp; Trust County Depository</b>	<b>Account Balances</b>		<b>Pledge / Security Holdings</b>
<b>County Clerk Managed Account</b>			
<b>Checking Account</b>			
County Clerk Escrow	43,672.48	43,672.48	
<b>Sheriff Managed Account</b>			
<b>Checking Account</b>			
Sheriff Bail Bond Account	74,550.00		
Sheriff Inmate	16,502.27		
Sherif Commissary	13,147.26	104,199.53	
<b>District Clerk Managed Account</b>			
<b>Checking Account</b>			
District Clerk Trust	40,009.82	40,009.82	
			21,441,831.79 SSB&T Pledged Securities .current face
			22,113,245.79 SSB&T Pledged Securities .book value
			22,388,272.32 SSB&T Pledged Securities .fair value
			250,000.00 FDIC Coverage / Demand Deposits @ SSB&T
			250,000.00 FDIC Coverage / Time Deposits @ SSB&T
	<b>\$ 16,888,098.82</b>	<b>\$ 22,888,272.32</b>	



GILLESPIE COUNTY, TEXAS

Portfolio Asset Summary vs. Security Holdings  
As of July 31, 2017

For Funds Held by the County Treasurer and All Fee Offices

Financial Institution Account / Investment Type	Cash Balances as of July 31, 2017	Financial Institution Pledge / Security Holdings
<b>TexPool Investment Service for Public Funds</b>		
<b>County Treasurer Managed Investments</b>		
<b>Investment Pool Accounts</b>		
General ... multi-fund account Interest & Sinking - COB Series 2001/GOB Series 2010	3,513,324.22 716.52	
District Clerk Holding	17,158.60	
County Clerk Holding	121,527.82	
GOB Series 2013 ... Jail Project	0.00 \$ 3,652,727.16 \$ 3,652,727.16	
		Net Asset Value ... TexPool seeks to maintain a net asset value of \$1.00 (+/- 0.005 allowable) and is designed to be used for investments of funds which may be needed at any time. July 31, 2017, net asset value 1.00005

Financial Institution Account / Investment Type	Cash Balances as of July 31, 2017	Financial Institution Pledge / Security Holdings
<b>Texas Class Investment Service for Public Funds</b>		
<b>County Treasurer Managed Investments</b>		
<b>Investment Pool Account</b>		
GOB Series 2013 ... Jail Project	255,072.25 \$ 255,072.25 \$ 255,072.25	
		Net Asset Value ... Texas Class seeks to maintain a net asset value of \$1.00 (+/- 0.005 allowable) and is designed to be used for investments of funds which may be needed at any time. July 31, 2017, net asset value 1.00

GILLESPIE COUNTY, TEXAS

Portfolio Asset Summary vs. Security Holdings  
As of July 31,2017

For Funds Held by the County Treasurer and All Fee Offices

Financial Institution Account / Investment Type	Cash Balances as of July 31,2017				Financial Institution Pledge / Security Holdings
Texas Regional Bank (TRB)	Account Balances				Pledge / Security Holdings
<b>County Treasurer Managed Investments</b>					
<b>Certificates of Deposit .. General Fund (10.)</b>					
paid monthly .. maturity 11.07.2017	100,000.00				
paid monthly .. maturity 02.11.2018	100,000.00				
paid monthly .. maturity 01.02.2018	100,000.00				
paid monthly .. maturity 07.19.2018	100,000.00				
paid monthly .. maturity 03.07.2018	100,000.00				
paid monthly .. maturity 09.07.2017	100,000.00				
paid monthly .. maturity 10.07.2017	100,000.00				
paid monthly .. maturity 05.28.2018	100,000.00				
paid monthly .. maturity 05.28.2018	100,000.00				
paid monthly .. maturity 08.02.2017	100,000.00				
paid monthly .. maturity 11.02.2017	100,000.00				
paid monthly .. maturity 12.02.2017	100,000.00				
paid monthly .. maturity 04.18.2018	100,000.00				
paid monthly .. maturity 11.22.2017	100,000.00				
paid monthly .. maturity 01.30.2018	100,000.00				
paid monthly .. maturity 01.30.2018	100,000.00				
paid monthly .. maturity 03.05.2018	100,000.00				
paid monthly .. maturity 04.01.2018	100,000.00				
paid monthly .. maturity 12.01.2017	100,000.00				
paid monthly .. maturity 04.01.2018	100,000.00			3,595,000.00	TRB Pledged Securities. original face
paid monthly .. maturity 04.01.2018	100,000.00			2,417,765.88	TRB Pledged Securities. par
paid monthly .. maturity 04.15.2018	100,000.00			2,576,162.74	TRB Pledged Securities. book value
paid monthly .. maturity 06.01.2018	100,000.00			2,530,627.29	TRB Pledged Securities. market value
paid monthly .. maturity 06.15.2018	100,000.00	2,400,000.00	\$ 2,400,000.00	\$ 2,780,627.29	250,000.00 FDIC Coverage @ BNB

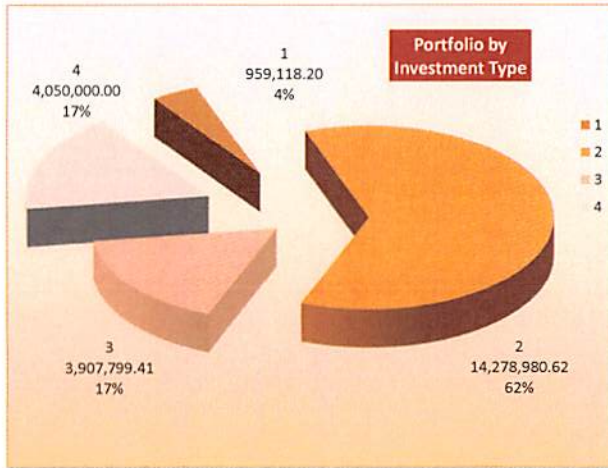


GILLESPIE COUNTY, TEXAS

Portfolio Asset Summary vs. Security Holdings  
As of July 31, 2017

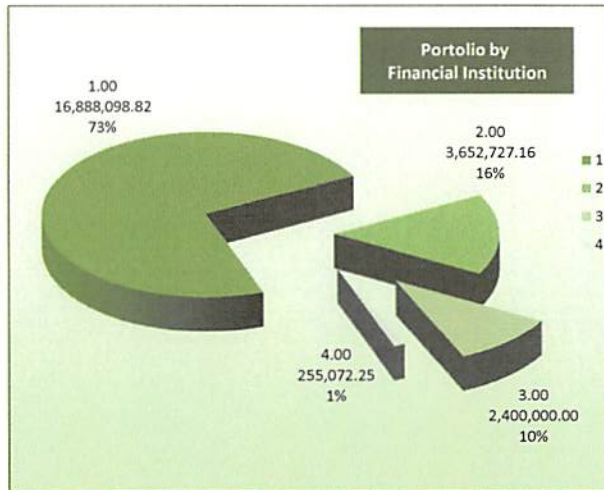
For Funds Held by the County Treasurer and All Fee Offices

Financial Institution Account / Investment Type	Cash Balances as of July 31, 2017	Financial Institution Pledge / Security Holdings
<b>Total Assets</b>	<b>As Of July 31, 2017 \$ 23,195,898.23</b>	<b>Total Securities</b>



**Portfolio by Investment Type  
As of July 31, 2017**

1	959,118.20	Checking Accounts
2	14,278,980.62	Sweep Accounts
3	3,907,799.41	Investment Pools <small>Public Funds Investment Service</small>
4	4,050,000.00	Certificates of Deposit
<b>\$ 23,195,898.23</b>		<b>Total</b>



**Portfolio by Financial Institution  
As of July 31, 2017**

1	16,888,098.82	Security State Bank & Trust
2	3,652,727.16	TexPool
3	2,400,000.00	Texas Regional Bank
4	255,072.25	Texas Class
<b>\$ 23,195,898.23</b>		<b>Total</b>

## GILLESPIE COUNTY, TEXAS

### Portfolio Asset Summary vs. Security Holdings As of July 31, 2017

#### For Funds Held by the County Treasurer and All Fee Offices

Financial Institution Account / Investment Type	Cash Balances as of July 31, 2017
--	--------------------------------------

Financial Institution Account / Investment Type	Cash Balances as of July 31, 2017																
<b>Deposit and Investment Risk Disclosure</b>																	
<p><b>General Statement</b> ... The County's approach to investments of county funds and investment strategies are built on cash flow versus fund name. County funds are predominantly invested in certificates of deposit and Investment Pools ... investment service(s) for public funds.</p> <p>Depository interest-bearing checking accounts are used more as clearing accounts than a type of investment.</p> <p>Sweep accounts ... the General Checking Account (multi-fund account) ... interest-bearing, with a one dollar (\$1.00) threshold ... is attached to a sweep account with a \$25,000.00 required minimum balance. This holds the same for the GOB Series 2013 Project Account ... it is interest-bearing, with a one dollar (\$1.00) threshold ... and is attached to a sweep account with a \$25,000.00 required minimum balance. The same for COB2001/Ref2010 I&amp;S and GOB2013 I&amp;S.</p> <p><b>Custodial Risk</b> ... All deposits/investments with any banking institution are collateralized over 100%, all collateral (exclusive FDIC coverage) is placed with a third party that is not a depository of the County, and collateral is pledged to Gillespie County.</p> <p><b>Interest Rate Risk</b> ... The County does not have a formal investment policy that limits investment maturities as a means of managing its exposure to fair value losses arising from changing interest rates.</p> <p>At July 31, 2017, the County had no investments other than those in an investment pool that would be effected.</p> <p>Certificates of Deposit are normally held at one year maturities and maturity dates are staggered.</p> <p>Occasionally CD's are originally invested for periods of less or over a year to optimize a staggered portfolio.</p> <p>SSB&amp;T &amp; TRB CD's are held at face values with interests paid to the County monthly.</p> <p><b>Credit Risk</b> ... <u>At July 31, 2017, the County has no investments</u> in commercial paper, corporate bonds, mutual funds.</p> <p>At July 31, 2017, TexPool was rated AAAm by Standard &amp; Poor's.</p> <p>At July 31, 2017, Texas Class was rated AAAm by Standard &amp; Poor's.</p> <p><b>Concentration of Credit Risk</b> ... The County does not place any limit on the amount the County may invest with any type of investment or issuer. However, the County endeavors to diversify and monitors any concerns of concentrations with any one issuer or investment type.</p> <p>At July 31, 2017, the County had its assets/investments invested by investment type</p> <table style="width: 100%; border: none;"> <tr> <td style="width: 80%;">16,8469</td> <td style="width: 20%;">% in investment pools</td> </tr> <tr> <td>17,4600</td> <td>% in certificate of deposit(s)</td> </tr> <tr> <td>4,1349</td> <td>% in checking, money market, passbook accounts</td> </tr> <tr> <td>61,5582</td> <td>% in sweep accounts which are tied to the overnight bank lending rate</td> </tr> </table> <p>At July 31, 2017, the County had its assets/investments invested by issuer</p> <table style="width: 100%; border: none;"> <tr> <td style="width: 80%;">15,7473</td> <td style="width: 20%;">% in TexPool</td> </tr> <tr> <td>72,8064</td> <td>% in Security State Bank &amp; Trust</td> </tr> <tr> <td>10,3467</td> <td>% in Texas Regional Bank</td> </tr> <tr> <td>1,0996</td> <td>% in Texas Class</td> </tr> </table>		16,8469	% in investment pools	17,4600	% in certificate of deposit(s)	4,1349	% in checking, money market, passbook accounts	61,5582	% in sweep accounts which are tied to the overnight bank lending rate	15,7473	% in TexPool	72,8064	% in Security State Bank & Trust	10,3467	% in Texas Regional Bank	1,0996	% in Texas Class
16,8469	% in investment pools																
17,4600	% in certificate of deposit(s)																
4,1349	% in checking, money market, passbook accounts																
61,5582	% in sweep accounts which are tied to the overnight bank lending rate																
15,7473	% in TexPool																
72,8064	% in Security State Bank & Trust																
10,3467	% in Texas Regional Bank																
1,0996	% in Texas Class																



**Gillespie County, Texas  
County Treasurer Monthly Financial Statement  
All Funds Managed by County Treasurer  
For Period Ended July 31, 2017**



**Laura Lundquist, CCT, CIO  
Gillespie County Treasurer**

Month	To Date	Cash Balance	Receipts	Disbursements	Allocations	Adjustments	FY2017	Adjustments	FY2016	Cash Balance
Month	06.30.2017	19,654,338.33	722,240.75	1,287,025.44						19,089,553.64
Year	09.30.2016	22,729,570.69	830,704.97	1,407,288.11						22,152,987.55
Totals										
Maintenance & Operating (M&O)		19,654,338.33	722,240.75	1,287,025.44						19,089,553.64
COB 2001/Re/2010 I&S		292,063.93	291.24							292,355.17
and GOB I&S		305,856.12	4,351.62							310,207.74
COB 2001/Re/2010 I&S		1,836,916.78	100,492.81	11,483.98						1,925,925.61
Special Revenue ... Grants		484.97								484.97
Trust and Agency		639,910.56	3,328.55	108,778.69						534,460.42
Totals		22,729,570.69	830,704.97	1,407,288.11						22,152,987.55
County Funds										
Year	09.30.2016	17,394,230.12	22,605,821.76	17,846,584.75						22,152,987.55
Totals										
County Funds		17,394,230.12	22,605,821.76	17,846,584.75						22,152,987.55
Maintenance & Operating (M&O)		13,887,301.85	20,102,080.48	14,899,253.24						19,089,553.64
COB2001		290,019.50	2,335.67					(575.45)		292,355.17
and GOB2013 Operating		427,394.94	838,495.30	955,682.50						310,207.74
COB 2001/Re/2010 I&S		2,198,365.53	806,197.95	1,078,637.87						1,925,925.61
Special Revenue		484.97								484.97
Trust and Agency		590,663.33	856,712.36	913,011.14				95.87		534,460.42
Totals		17,394,230.12	22,605,821.76	17,846,584.75				(479.58)		22,152,987.55
County Funds										
Year	09.30.2016	17,394,230.12	22,605,821.76	17,846,584.75						22,152,987.55

Month	To Date	Cash Balance	Receipts	Disbursements	Allocations	Adjustments	FY2017	Adjustments	FY2016	Cash Balance
Month	06.30.2017	17,144.47	14.13	100.15						17,158.60
Year	09.30.2016	138,572.14	114.28	0.00						138,686.42
Totals										
County Clerk Trust		17,144.47	14.13	100.15						17,158.60
District Clerk Trust		121,427.67								121,527.82
County Clerk Trust		138,572.14	114.28	0.00						138,686.42
Clerks of the Courts										
Year	09.30.2016	138,572.14	114.28	0.00						138,686.42
Totals										
County Clerk Trust		120,892.46	94.03	635.36						121,527.82
District Clerk Trust		18,073.71								17,158.60
County Clerk Trust		138,966.17	729.39	1,009.14						138,686.42
Totals										
County Clerk Trust		138,966.17	729.39	1,009.14						138,686.42
District Clerk Trust		120,892.46	94.03	635.36						121,527.82
County Clerk Trust		18,073.71								17,158.60
County Clerk Trust		138,966.17	729.39	1,009.14						138,686.42

Respectfully submitted,

*Laura Lundquist*  
 Laura Lundquist, CCT, CIO  
 Gillespie County Treasurer

The State of Texas, County of Gillespie

Before me, the undersigned authority, this day personally appeared Laura Lundquist, County Treasurer, to me well known, who, being duly sworn, deposes and says that the above and foregoing report is true and correct.

Witness my hand and seal of this office, this \_\_\_\_\_ day of \_\_\_\_\_, A.D.

County Clerk  
 County of Gillespie, State of Texas

Compared, examined, and accepted in open Commissioners Court this \_\_\_\_\_ day of \_\_\_\_\_, A.D.

County Judge \_\_\_\_\_

Commissioner Pct No 1 \_\_\_\_\_

Commissioner Pct No 2 \_\_\_\_\_

Commissioner Pct No 3 \_\_\_\_\_

Commissioner Pct No 4 \_\_\_\_\_