



FY2016-2017

GILLESPIE COUNTY, TEXAS

COUNTY TREASURER MONTHLY FINANCIAL REPORT

For The Period Ended
June 30, 2017

Unaudited

LAURA LUNDQUIST, CCT, CIO
GILLESPIE COUNTY TREASURER

1. Cash/Investment Balances All Funds
For Period Ended June 30, 2017
2. Statement of Receipts, Disbursements, Electronic Funds Transfers, Payroll,
Interfund Allocations, Adjustments, and Investments All Funds
Month to Date by Fund
3. Statement of Receipts, Disbursements, Electronic Funds Transfers, Payroll,
Interfund Allocations, Adjustments, and Investments All Funds
Fiscal Year to Date by Fund
4. Statement of Maintenance & Operating Funds
FY2005 through June 30, 2017
General Fund
Road & Bridge Funds ... County Wide, Precinct No 1, Precinct No 2, Precinct No 3, Precinct No 4
5. Fund Cash/Investment Balance Comparison by Fiscal Year by Fund
Active and Inactive Funds
FY2004 through June 30, 2017
6. Overall Cash/Investment Balance Comparison by Month
FY1985 through June 30, 2017
7. County Sales Tax ... Effective January 01, 1988
Allocation Summary of Sales Tax Receipts
1988 through June 30, 2017

Statement of Repayment of Erroneous Receipt of Sales Tax
1997 through September 30, 2016 ... Paid Off FY2016
8. Hotel Occupancy Tax (HOT) ... Effective January 01, 2007
Summary of HOT Receipts and Expenditures
For the Period of January 01, 2007 through June 30, 2017
9. Certificates of Obligation Bonds ... Interest & Sinking
Statement of Bond Redemptions & Interest Payment Schedule
GO Refunding Bonds, Series 2010
Refunding of COB Series 2001, Post Office & Clinic Building Properties



10. General Obligation Bonds ... Interest & Sinking
Statement of Bond Redemptions & Interest Payment Schedule
GOB Series 2013, Jail Construction Project
11. Lease / Purchase Finance Capital Equipment
Statement of Principal & Interest Payment Schedule
Road & Bridge Departments – Contract No 6451, December.2013
 - o Countywide
 - o Precinct No 1
 - o Precinct No 2
 - o Precinct No 3
 - o Precinct No 4
12. Public Property Finance ... Law Enforcement Radio System Upgrade
Statement of Principal & Interest Payment Schedule
Sheriff Office --- Contract No 6774, November.2014
13. District Clerk Trust Funds ... Statement of Holding in Trust Funds As Managed by County Treasurer
As of June 30, 2017
14. County Clerk Trust Funds ... Statement of Holding in Trust Funds As Managed by County Treasurer
As of June 30, 2017
15. Investment Performance Summary ... Certificate(s) of Deposit
As of June 30, 2017
16. County Treasurer Portfolio Asset Summary by Investment Type
As of June 30, 2017
17. County Portfolio Asset Summary vs Security Holdings
As of June 30, 2017
18. Detailed Listing of Receipts to All Funds
For June.2017
19. Detailed Listing of Disbursements from All Funds
For June.2017
20. Detailed Listing of Electronic Funds Transfers from All Funds
For June.2017
21. Detailed Listing of Interfund Allocations to/from All Funds
For June.2017
22. Detailed Listing of Payroll Distribution All Funds
For June.2017
23. Financial Summary Recap Affidavit
As of June 30, 2017

GILLESPIE COUNTY, TEXAS

Cash and Investment Balances All Funds Managed by County Treasurer

For Period Ended June 30, 2017

FUNDS LISTING BY CATEGORY

GENERAL and ROAD & BRIDGE FUNDS

Maintenance & Operating Funds

General Fund	16,835,919.21
Road & Bridge Funds ...	
County Wide	2,187,653.58
Precinct No 1	174,972.66
Precinct No 2	49,250.02
Precinct No 3	174,643.81
Precinct No 4	<u>231,899.05</u>
Sub-total Road & Bridge Funds	2,818,419.12

CASH and INVESTMENTS

19,654,338.33

SPECIAL REVENUE FUNDS

Law Library	1,639.87	
Lateral Road ...		
Precinct No 1	6,658.22	
Precinct No 2	6,683.25	
Precinct No 3	6,658.22	
Precinct No 4	6,658.22	
Sub-total Lateral Road Funds	26,657.91	
Probate ...		
Training	4,177.24	
Guardianship Program	30,828.70	
Sub-total Probate Funds	35,005.94	
Court Reporter Service	1,961.11	
County Records Management	76,613.76	
County Clerk Records Management	157,297.85	
Sheriff Forfeiture	47,774.52	
Sheriff Abandoned Vehicle	1,212.55	
Sheriff Equitable Sharing	1,213.01	
Justice Court Bldg Security	33,259.52	
Courthouse Security	30,079.50	
District Clerk Records Management	9,933.00	
County & District Court Technology	23,110.61	
Occupancy Tax	531,328.22	
Pretrial Intervention	135,025.71	
Justice Court Technology	127,482.70	
Airport Operating	571,720.26	
LEOSE Training--Sheriff	8,776.82	
LEOSE Training--Constable No 1	9,385.42	
LEOSE Training--Constable No 2	7,331.75	
Tax Assessor - M V I	<u>106.75</u>	<u>1,836,916.78</u>

SPECIAL REVENUE FUNDS ... GRANTS

Grants ... General, Energy Efficiency	0.00	
Grants ... Law Enforcement, Emergency Services P25 Compliant Radio	0.00	
PML Loan Star Library	258.39	
PML PAC-Pug	211.40	
Airport Capital Project Grant	<u>15.18</u>	<u>484.97</u>

GILLESPIE COUNTY, TEXAS
Cash and Investment Balances
All Funds Managed by County Treasurer
For Period Ended June 30, 2017

FUNDS LISTING BY CATEGORY (continued)			
CERTIFICATES OF OBLIGATION BONDS			
and			
GENERAL OBLIGATION BONDS			
...			
Operating Accounts			
	GOB Series 2013 ... Jail Project	<u>292,063.93</u>	<u>292,063.93</u>
CERTIFICATES OF OBLIGATION BONDS			
and			
GENERAL OBLIGATION BONDS			
...			
Interest & Sinking Accounts			
	COB Series 2001/GOB Refunding Series 2010 ... Interest & Sinking	32,353.15	
	GOB Series 2013 ... Interest & Sinking	<u>273,502.97</u>	<u>305,856.12</u>
TRUST and AGENCY FUNDS			
	Criminal Justice	72,007.19	
	Waste Water (State Fee)	750.00	
	County Attorney Hot Check	9,616.75	
	McDermott (PML)	111,059.03	
	Breiten (PML)	193,367.61	
	Justice Of The Peace No. 1	44,193.49	
	Justice Of The Peace No. 2	15,973.67	
	Appellate Judicial System	836.10	
	Alternative Dispute Resolution	1,960.00	
	Unclaimed Monies	57,075.87	
	County Clerk Operating	73,273.69	
	District Clerk Operating	59,797.16	
		<u>639,910.56</u>	<u>22,729,570.69</u>
FUNDS PENDING RELEASE			
	Check(s) pending release	0.00	
	EFT(s) pending release	<u>0.00</u>	<u>0.00</u>
CHANGE FUNDS			
	General Fund (F.10) ... cash provider to various offices	3,000.00	
	Sheriff Seizure Fund (F.30)	1,750.00	
	County Attorney Hot Check Fund (F.80)	<u>50.00</u>	<u>4,800.00</u>
		<u>4,800.00</u>	<u>4,800.00</u>

GILLESPIE COUNTY, TEXAS

**Cash and Investment Balances
 All Funds Managed by County Treasurer**

For Period Ended June 30, 2017

FUNDS LISTING BY CATEGORY (continued)				
UNALLOCATED MONIES				
Checking Accounts				
Justice of Peace No 2 Checking...unaccountable funds from 02.28.1999 ... date check book was turned over to County Treasurer	(98.56)			
Justice of Peace No 2 Checking...credit card payment pending	324.00			
Justice of Peace No 2 Checking...credit card reversal pending	110.00			
Justice of Peace No 2 Checking...credit card payment pending	165.00			
Justice of Peace No 2 Checking...credit card payment pending	110.00			
Justice of Peace No 1 Checking...credit card reversal pending	180.00			
General Checking...	0.00			
District Clerk Checking...	0.00			
County Attorney Hot Check Checking...credit card payment pending	0.00			
COB 2001/REF 2010 Checking...	0.00			
GOB 2013 Project Checking...	0.00			
County Clerk Checking...credit card payment pending	1,073.05			
County Clerk Checking...credit card reversal pending	100.00			
County Clerk Checking...State Comptroller payment pending	0.00			
County Clerk Checking...IPP payment pending	42.00	<u>2,005.49</u>		
Investment Pools ... Investment Service For Public Funds				
TexPool ... General	0.00			
TexPool ... COB Series 2001/GOB Series 2010 Interest & Sinking	0.00			
TexPool ... GOB Series 2013 Jail Project	0.00			
Texas Class ... GOB Series 2013 Jail Project	<u>0.00</u>	<u>0.00</u>		
Other Unallocated Funds				
none reported	<u>0.00</u>	<u>0.00</u>	<u>2,005.49</u>	<u>22,736,376.18</u>

GILLESPIE COUNTY, TEXAS

Cash and Investment Balances All Funds Managed by County Treasurer

For Period Ended June 30, 2017

CHECKING and INVESTMENT ACCOUNTS			
CHECKING ACCOUNTS			
GENERAL OPERATING ... Interest Bearing Checking	16.01		
Cash On Hand	0.00		
Deposit In Process	14,361.09		
Deposit In Process	21.00		
Deposit In Process	0.00		
Online Transfer ... COB2001/Ref2010 I&S	(103.64)		
Online Transfer ... GOB 2013 I&S	(517.39)		
Online Transfer ... from Justice No 1	43,425.28		
Online Transfer ... from County Clerk	69,961.68		
Outstanding Financial Checks	(121,916.29)		
Outstanding Payroll Checks	(21,391.02)		
Check(s) pending release	0.00	(16,143.28)	
GENERAL OPERATING ... Interest Bearing Sweep Account			
Sweep of General Operating Checking	<u>13,884,511.12</u>	<u>13,884,511.12</u>	
COB Series 2001 / GORefuding Series 2010 INTEREST & SINKING Checking	1.00		
Cash On Hand	0.00		
Online Transfer ... from General Fund	103.64		
Online Transfer	0.00		
Outstanding Checks	0.00	104.64	
COB Series 2001 / GORefuding Series 2010 INTEREST & SINKING ...			
Interest Bearing Sweep Account			
Sweep of General Operating Checking	<u>31,532.61</u>	<u>31,532.61</u>	
COUNTY ATTORNEY HOT CHECK ... Interest Bearing Checking	17,622.86		
Cash On Hand	0.00		
Deposit In Process	0.00		
Online Transfer	0.00		
Outstanding Checks	(8,006.11)	9,616.75	
JUSTICE OF THE PEACE No 1 ... Interest Bearing Checking	87,528.17		
Cash On Hand	0.00		
Deposit In Process	1,633.00		
Online Transfer ... to General Checking	(43,425.28)		
Outstanding Checks	(1,252.40)	44,483.49	

GILLESPIE COUNTY, TEXAS

Cash and Investment Balances All Funds Managed by County Treasurer

For Period Ended June 30, 2017

CHECKING and INVESTMENT ACCOUNTS <small>(continued)</small>			
CHECKING ACCOUNTS ... Continued			
JUSTICE OF THE PEACE No 2 ... Interest Bearing Checking	16,749.41		
Cash On Hand	0.00		
Deposit In Process	20.00		
Online Transfer	0.00		
Outstanding Checks	<u>(295.30)</u>	<u>16,474.11</u>	
COUNTY CLERK ... Interest Bearing Checking	144,159.60		
Cash On Hand	0.00		
Deposit In Process	1,336.00		
Deposit In Process	1,188.05		
Deposit In Process	0.00		
Online Transfer ... to General Checking	(69,961.68)		
Outstanding Checks ... checks outstanding prior to 10.01.2009	(108.50)		
Outstanding Checks ... outstanding checks post 09.30.2009	<u>(2,124.73)</u>	<u>74,488.74</u>	
DISTRICT CLERK ... Interest Bearing Checking	87,928.22		
Cash On Hand	0.00		
Deposit In Process	125.00		
Deposit In Process	0.00		
Online Transfer ...	0.00		
Outstanding Checks ... checks outstanding prior to 10.01.2009	(4,361.86)		
Outstanding Checks ... outstanding checks post 09.30.2009	<u>(23,894.20)</u>	<u>59,797.16</u>	
GOB SERIES 2013 - Jail Project ... Interest Bearing Checking	1.00		
Cash On Hand	0.00		
Online Transfer	0.00		
Deposit In Process	0.00		
Outstanding Checks	<u>0.00</u>	<u>1.00</u>	
GOB SERIES 2013 - Jail Project ... Interest Bearing Sweep Account			
Sweep of GOB 2013 Jail Project Checking	<u>37,246.17</u>	<u>37,246.17</u>	
GOB SERIES 2013 - Interest & Sinking ... Interest Bearing Checking	1.00		
Cash On Hand	0.00		
Online Transfer ... from General Fund	517.39		
Online Transfer	0.00		
Online Transfer	0.00		
Outstanding Checks	<u>0.00</u>	<u>518.39</u>	
GOB SERIES 2013 - Interest & Sinking ... Interest Bearing Sweep Account			
Sweep of GOB 2013 Interest & Sinking Sweek	<u>272,984.58</u>	<u>272,984.58</u>	<u>14,415,615.48</u>

GILLESPIE COUNTY, TEXAS

**Cash and Investment Balances
 All Funds Managed by County Treasurer**

For Period Ended June 30, 2017

CHECKING and INVESTMENT ACCOUNTS (continued)

TIME CERTIFICATE OF DEPOSIT(s)

All General Fund (10.) Investments

Texas Regional Bank ... formerly Blanco National Bank

TRB CD paid monthly .. 11.07.2017 maturity	100,000.00	
TRB CD paid monthly .. 02.11.2018 maturity	100,000.00	
TRB CD paid monthly .. 01.02.2018 maturity	100,000.00	
TRB CD paid monthly .. 07.19.2017 maturity	100,000.00	
TRB CD paid monthly .. 03.07.2018 maturity	100,000.00	
TRB CD paid monthly .. 09.07.2017 maturity	100,000.00	
TRB CD paid monthly .. 10.07.2017 maturity	100,000.00	
TRB CD paid monthly .. 05.28.2018 maturity	100,000.00	
TRB CD paid monthly .. 05.28.2018 maturity	100,000.00	
TRB CD paid monthly .. 08.02.2017 maturity	100,000.00	
TRB CD paid monthly .. 11.02.2017 maturity	100,000.00	
TRB CD paid monthly .. 12.02.2017 maturity	100,000.00	
TRB CD paid monthly .. 04.18.2018 maturity	100,000.00	
TRB CD paid monthly .. 11.22.2017 maturity	100,000.00	
TRB CD paid monthly .. 01.30.2018 maturity	100,000.00	
TRB CD paid monthly .. 01.30.2018 maturity	100,000.00	
TRB CD paid monthly .. 03.05.2018 maturity	100,000.00	
TRB CD paid monthly .. 04.01.2018 maturity	100,000.00	
TRB CD paid monthly .. 12.01.2017 maturity	100,000.00	
TRB CD paid monthly .. 04.01.2018 maturity	100,000.00	
TRB CD paid monthly .. 04.01.2018 maturity	100,000.00	
TRB CD paid monthly .. 04.15.2018 maturity	100,000.00	
TRB CD paid monthly .. 06.01.2018 maturity	100,000.00	
TRB CD paid monthly .. 06.15.2018 maturity	<u>100,000.00</u>	<u>2,400,000.00</u>

Security State Bank & Trust (County Depository)

SSB&T CD paid monthly .. 02.11.2018 maturity	100,000.00	
SSB&T CD paid monthly .. 05.02.2018 maturity	100,000.00	
SSB&T CD paid monthly .. 02.28.2018 maturity	100,000.00	
SSB&T CD paid monthly .. 10.29.2017 maturity	100,000.00	
SSB&T CD paid monthly .. 03.04.2018 maturity	250,000.00	
SSB&T CD paid monthly .. 04.01.2018 maturity	500,000.00	
SSB&T CD paid monthly .. 07.01.2017 maturity	500,000.00	
SSB&T CD paid monthly .. 10.01.2017 maturity	500,000.00	
SSB&T CD closed	<u>0.00</u>	<u>2,150,000.00</u> <u>4,550,000.00</u>

GILLESPIE COUNTY, TEXAS

Cash and Investment Balances All Funds Managed by County Treasurer

For Period Ended June 30, 2017

CHECKING and INVESTMENT ACCOUNTS <small>(continued)</small>				
INVESTMENT POOLS ... Investment Service For Public Funds				
TexPool				
GENERAL ... Multi-Fund Account	3,510,428.04			
Deposit In Process	0.00			
Monies In Transit	<u>0.00</u>	<u>3,510,428.04</u>		
COB SERIES 2001/GORefunding SERIES 2010 ... Interest & Sinking	715.90			
Deposit In Process	0.00			
Monies In Transit	<u>0.00</u>	<u>715.90</u>		
GOB SERIES 2013 ... Jail Project	0.00			
Deposit In Process	0.00			
Monies In Transit	<u>0.00</u>		<u>0.00</u>	
TexPool sub-total			<u>3,511,143.94</u>	
Texas Class				
GOB SERIES 2013 ... Jail Project	254,816.76			
Deposit In Process	0.00			
Monies In Transit	<u>0.00</u>	<u>254,816.76</u>	<u>3,765,960.70</u>	
CHANGE FUNDS				
Under General Fund (F.10)				
Tax Office ... Teller Drawers (4)	1,200.00			
Tax Office ... Office Administration	0.00			
County Clerk	100.00			
District Clerk	100.00			
Justice of Peace No 1	200.00			
Justice of Peace No 2	200.00			
Pioneer Memorial Library	100.00			
Sheriff ... Administration	50.00			
Sheriff ... Jail Operations	50.00			
County Treasurer	1,000.00			
County Warehouse	<u>0.00</u>	<u>3,000.00</u>		
Under Sheriff Seizure (F.30)				
Sheriff ... Administrative Office	1,750.00		<u>1,750.00</u>	
Under County Attorney Hot Check (F.80)				
County Attorney	<u>50.00</u>	<u>50.00</u>	<u>4,800.00</u>	22,736,376.18

GILLESPIE COUNTY, TEXAS

Cash and Investment Balances All Funds Managed by County Treasurer

For Period Ended June 30, 2017

DISTRICT CLERK HOLDING					
HOLDING ACCOUNT (s)	CASH and INVESTMENTS				
holding account(s)	<u>17,144.47</u>	<u>17,144.47</u>	<u>17,144.47</u>	<u>17,144.47</u>	<u>17,144.47</u>
INVESTMENT POOLS ... Investment Service For Public Funds					
TEXPOOL ... DISTRICT CLERK HOLDING	17,144.47				
Deposit In Process	0.00				
Monies In Transit	<u>0.00</u>	<u>17,144.47</u>	<u>17,144.47</u>	<u>17,144.47</u>	<u>17,144.47</u>

COUNTY CLERK HOLDING					
HOLDING ACCOUNT (s)	CASH and INVESTMENTS				
holding account(s)	<u>121,427.67</u>	<u>121,427.67</u>	<u>121,427.67</u>	<u>121,427.67</u>	<u>121,427.67</u>
INVESTMENT POOLS ... Investment Service For Public Funds					
TEXPOOL ... COUNTY CLERK HOLDING	121,427.67				
Deposit In Process	0.00				
Monies In Transit	<u>0.00</u>	<u>121,427.67</u>	<u>121,427.67</u>	<u>121,427.67</u>	<u>121,427.67</u>




Laura Lundquist, CCF, CIO
 Gillespie County Treasurer
 Gillespie County, Texas

GILLESPIE COUNTY, TEXAS
STATEMENT OF
Receipts, Disbursements, Electronic Funds Transfers, Payroll, Interfund Allocations, Adjustments, and Time Investments
of County Funds Managed by County Treasurer

For the Period Ended June 30, 2017

For Current Account Period	Cash Balance as of 05.31.2017	Receipts	Disbursements	Electronic Fund Transfers	Payroll	Total Disbursements	Interfund Allocations In	Interfund Allocations Out	FY2017 Adjustments	FY2016 YE Adjustments	Cash Balances as of 06.30.2017	Time Investments	Adjusted Cash Balance as of 06.30.2017	For Current Account Period
GENERAL and ROAD & BRIDGE ... Maintenance & Operating Funds														
F10 General	17,559,121.40	702,666.80	701,571.83	257,844.16	466,453.00	1,425,868.99					16,835,919.21	4,550,000.00	12,285,919.21	F10 General
Road & Bridge Funds														
F15 County Wide	2,134,317.14	79,513.42	18,805.72		7,371.26	26,176.98					2,187,653.58		2,187,653.58	Road & Bridge Funds
F16 Precinct No 1	200,211.59	158.03	5,919.43		19,477.53	25,396.96					174,972.66		174,972.66	F16 Precinct No 1
F17 Precinct No 2	208,900.99	52.22	124,345.06		35,358.13	159,703.19					49,250.02		49,250.02	F17 Precinct No 2
F18 Precinct No 3	231,910.98	158.42	35,475.03		21,950.56	57,425.59					174,643.81		174,643.81	F18 Precinct No 3
F19 Precinct No 4	253,023.10	204.02	5,065.43		16,262.64	21,328.07					231,899.05		231,899.05	F19 Precinct No 4
Sub-Total R&B	3,028,363.80	80,006.11	186,610.67	0.00	100,420.12	286,030.79	0.00	0.00	0.00	0.00	2,818,419.12	0.00	2,818,419.12	Sub-Total R&B
Sub-Totals General / Road & Bridge ... Maintenance & Operating Funds	20,587,485.20	782,752.91	891,182.50	257,844.16	566,873.12	1,715,899.78	0.00	0.00	0.00	0.00	19,654,338.33	4,550,000.00	15,104,338.33	Sub-Totals General / Road & Bridge ... Maintenance & Operating Funds

Maintenance & Operating



Maintenance & Operating Cash Balances by Fund As of June 30, 2017

Fund	Cash Balance
1 General Fund	16,835,919.21
2 F15 County Wide	2,187,653.58
3 F16 Precinct No 1	174,972.66
4 F17 Precinct No 2	49,250.02
5 F18 Precinct No 3	174,643.81
6 F19 Precinct No 4	231,899.05
Total	19,654,338.33

GILLESPIE COUNTY, TEXAS
STATEMENT OF
Receipts, Disbursements, Electronic Funds Transfers, Payroll, Interfund Allocations, Adjustments, and Time Investments
of County Funds Managed by County Treasurer

For the Period Ended June 30, 2017

For Current Account Period	Cash Balance as of 05.31.2017	Receipts	Disbursements	Electronic Fund Transfers	Payroll	Total Disbursements	Interfund Allocations In	Interfund Allocations Out	FY2017 Adjustments	FY2016 YE Adjustments	Cash Balances as of 06.30.2017	Time Investments	Adjusted Cash Balance as of 06.30.2017	For Current Account Period
SPECIAL REVENUE														
F20 Law Library	2,669.87	910.00	1,940.00			1,940.00					1,639.87		1,639.87	F20 Law Library
F21 Lateral Road Precinct Depts														F21 Lateral Road Precinct Depts
Precinct No 1	6,658.22					0.00					6,658.22		6,658.22	Precinct No 1
Precinct No 2	6,683.25					0.00					6,683.25		6,683.25	Precinct No 2
Precinct No 3	6,658.22					0.00					6,658.22		6,658.22	Precinct No 3
Precinct No 4	6,658.22					0.00					6,658.22		6,658.22	Precinct No 4
F24 Probate														F24 Probate
Training	4,436.77	78.00	337.53			337.53					4,177.24		4,177.24	Training
Guardianship Program	30,308.70	520.00				0.00					30,828.70		30,828.70	Guardianship Program
F25 Court Reporter	3,995.61		2,034.50			2,034.50					1,961.11		1,961.11	F25 Court Reporter
F28 County Records Mgmt	75,547.45	1,066.31				0.00					76,613.76		76,613.76	F28 County Records Mgmt
F29 County Clerk Records Mgmt	152,688.03	7,070.00	11.80		2,448.38	2,460.18					157,297.85		157,297.85	F29 County Clerk Records Mgmt
F30 Sheriff Forfeiture	47,552.56	221.96				0.00					47,774.52		47,774.52	F30 Sheriff Forfeiture
F93 Sheriff Abandoned Vehicle	1,211.53	1.02				0.00					1,212.55		1,212.55	F93 Sheriff Abandoned Vehicle
F31 Justice Court Bldg Security	32,776.60	482.92				0.00					33,259.52		33,259.52	F31 Justice Court Bldg Security
F32 Courthouse Security	27,667.00	2,412.50				0.00					30,079.50		30,079.50	F32 Courthouse Security
F34 District Clerk Records Mgmt	9,933.00					0.00					9,933.00		9,933.00	F34 District Clerk Records Mgmt
F35 County & District Courts Technology	22,961.40	149.21				0.00					23,110.61		23,110.61	F35 County & District Courts Technology
F36 Occupancy Tax	527,540.09	3,788.13				0.00					531,328.22		531,328.22	F36 Occupancy Tax
F37 Pretrial Intervention	134,025.71	1,000.00				0.00					135,025.71		135,025.71	F37 Pretrial Intervention
F51 Justice Court Technology	125,537.76	1,944.94				0.00					127,482.70		127,482.70	F51 Justice Court Technology
F72 Airport Operating	576,696.76	30,957.85	27,375.70		8,558.65	35,934.35					571,720.26		571,720.26	F72 Airport Operating
F78 LEOSE -Sheriff	8,776.82					0.00					8,776.82		8,776.82	F78 LEOSE -Sheriff
F79 LEOSE- Constable 1	9,385.42					0.00					9,385.42		9,385.42	F79 LEOSE- Constable 1
F82 LEOSE-Constable 2	7,331.75					0.00					7,331.75		7,331.75	F82 LEOSE-Constable 2
F81 Tax Assessor-M V I	106.75					0.00					106.75		106.75	F81 Tax Assessor-M V I
F40 Sheriff Equitable Sharing	1,211.99	1.02				0.00					1,213.01		1,213.01	F40 Sheriff Equitable Sharing
Sub-Totals Special Revenue	1,829,019.48	50,603.86	31,699.53	0.00	11,007.03	42,706.56	0.00	0.00	0.00	0.00	1,836,916.78	0.00	1,836,916.78	Sub-Totals Special Revenue

GILLESPIE COUNTY, TEXAS
STATEMENT OF
Receipts, Disbursements, Electronic Funds Transfers, Payroll, Interfund Allocations, Adjustments, and Time Investments
of County Funds Managed by County Treasurer

For the Period Ended June 30, 2017

For Current Account Period	Cash Balance as of 05.31.2017	Receipts	Disbursements	Electronic Fund Transfers	Payroll	Total Disbursements	Interfund Allocations In	Interfund Allocations Out	FY2017 Adjustments	FY2016 YE Adjustments	Cash Balances as of 06.30.2017	Time Investments	Adjusted Cash Balance as of 06.30.2017	For Current Account Period
----------------------------	-------------------------------	----------	---------------	---------------------------	---------	---------------------	--------------------------	---------------------------	--------------------	-----------------------	--------------------------------	------------------	--	----------------------------

SPECIAL REVENUE ... GRANTS														
F11 Grants ... General - Energy Efficiency	0.00					0.00					0.00		0.00	
F11 Grants ... Law Enforcement, Emergency Services P25 Compliant Radio	0.00					0.00					0.00		0.00	
F54 PML ... Loan Star Grant	258.39					0.00					258.39		258.39	
F54 PML ... PAC-HUG Grant	211.40					0.00					211.40		211.40	
F71 Airport Capital Project Grant	15.18					0.00			0.00		15.18		15.18	
Sub-Totals Special Revenue .. Grants	484.97	0.00	0.00	0.00	0.00	0.00	0.00	0.00	0.00	0.00	484.97	0.00	484.97	Special Revenue .. Grants

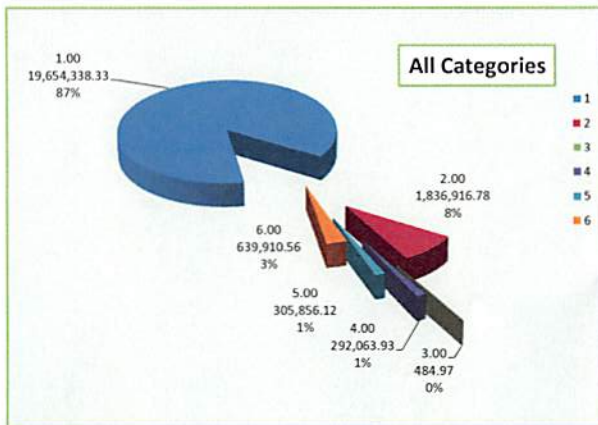
CERTIFICATES OF OBLIGATION BONDS and GENERAL OBLIGATION BONDS ... Project Operating Accounts														
F61 GOB Series 2013 ... Jail Project	291,797.12	266.81				0.00					292,063.93		292,063.93	F61 GOB Series 2013 ... Jail Project
Sub-Totals COB ... GOB Operating	291,797.12	266.81	0.00	0.00	0.00	0.00	0.00	0.00	0.00	0.00	292,063.93	0.00	292,063.93	Sub-Totals COB ... GOB Operating

CERTIFICATES OF OBLIGATION BONDS and GENERAL OBLIGATION BONDS ... Interest & Sinking Accounts														
F62 GOB Series 2013 ... Interest & Sinking	266,549.42	6,953.55				0.00					273,502.97		273,502.97	F62 GOB Series 2013 ... Interest & Sinking
F53 COB Series 2001 / GOB Refunding Series 2013 ... Interest & Sinking	30,988.59	1,364.56				0.00					32,353.15		32,353.15	F53 COB Series 2001 / GOB Refunding Series 2013 ... Interest & Sinking
Sub-Totals COB ... GOB IS&S	297,538.01	8,318.11	0.00	0.00	0.00	0.00	0.00	0.00	0.00	0.00	305,856.12	0.00	305,856.12	Sub-Totals COB ... GOB IS&S

GILLESPIE COUNTY, TEXAS
STATEMENT OF
Receipts, Disbursements, Electronic Funds Transfers, Payroll, Interfund Allocations, Adjustments, and Time Investments
of County Funds Managed by County Treasurer

For the Period Ended June 30, 2017

For Current Account Period	Cash Balance as of 05.31.2017	Receipts	Disbursements	Electronic Fund Transfers	Payroll	Total Disbursements	Interfund Allocations In	Interfund Allocations Out	FY2017 Adjustments	FY2016 YE Adjustments	Cash Balances as of 06.30.2017	Time Investments	Adjusted Cash Balance as of 06.30.2017	For Current Account Period
TRUST and AGENCY														
F22 Criminal Justice	17,508.42	54,498.77				0.00					72,007.19		72,007.19	F22 Criminal Justice
F27 Waste Water	520.00	230.00				0.00					750.00		750.00	F27 Waste Water
F80 County Attorney Hot Check	8,018.60	8,964.58	7,366.43			7,366.43					9,616.75		9,616.75	F80 County Attorney Hot Check
F89 McDermott (PML)	110,966.14	92.89				0.00					111,059.03		111,059.03	F89 McDermott (PML)
F92 Breiten (PML)	193,411.00	161.74	205.13			205.13					193,367.61		193,367.61	F92 Breiten (PML)
F85 Justice Of Peace 1	84,071.41	(37,290.92)	2,587.00			2,587.00					44,193.49		44,193.49	F85 Justice Of Peace 1
F86 Justice Of Peace 2	17,113.38	(1,139.71)				0.00					15,973.67		15,973.67	F86 Justice Of Peace 2
F83 Appellate Judicial	705.65	130.45				0.00					836.10		836.10	F83 Appellate Judicial
F84 Alternative Dispute Resolution	1,525.00	435.00				0.00					1,960.00		1,960.00	F84 Alternative Dispute Resolution
F90 Unclaimed Monies	57,075.87					0.00					57,075.87		57,075.87	F90 Unclaimed Monies
F94 County Clerk Operating	72,019.22	3,040.01	1,785.54			1,785.54					73,273.69		73,273.69	F94 County Clerk Operating
F95 District Clerk Operating	41,197.85	18,599.31				0.00					59,797.16		59,797.16	F95 District Clerk Operating
Sub-Totals Trust and Agency	604,132.54	47,722.12	11,944.10	0.00	0.00	11,944.10	0.00	0.00	0.00	0.00	639,910.56	0.00	639,910.56	Sub-Totals Trust and Agency
TOTALS ALL FUNDS	23,610,457.32	889,663.81	934,826.13	257,844.16	577,880.15	1,770,550.44	0.00	0.00	0.00	0.00	22,729,570.69	4,550,000.00	18,179,570.69	TOTALS ALL FUNDS



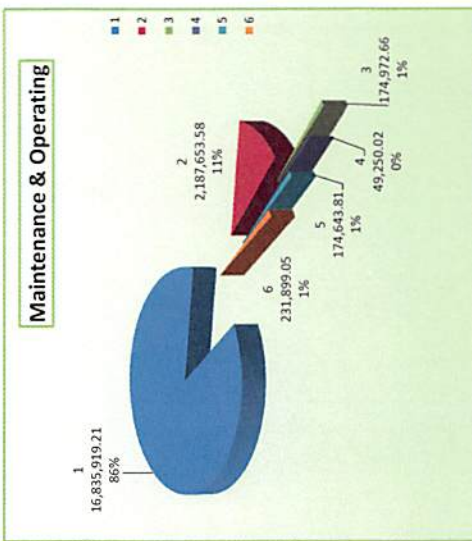
Cash Balances by Category
As of June 30, 2017

19,654,338.33	Maintenance & Operating
1,836,916.78	Special Revenue
484.97	Special Revenue ... Grants
292,063.93	Certificates of Obligation Bonds & General Obligation Bonds ... Project Operating
305,856.12	Certificates of Obligation Bonds & General Obligation Bonds ... Interest & Sinking
<u>639,910.56</u>	Trust and Agency
22,729,570.69	

**GILLESPIE COUNTY, TEXAS
STATEMENT OF
Receipts, Disbursements, Electronic Funds Transfers, Payroll, Interfund Allocations, Adjustments, and Time Investments
of County Funds Managed by County Treasurer**

Fiscal Year to Date as of Period Ended June 30, 2017

For Current Account Period	Cash Balance as of 09.30.2016	Receipts	Disbursements	Electronic Fund Transfers	Payroll	Total Disbursements	Interfund Allocations In	Interfund Allocations Out	FY2017 Adjustments	FY2016 YE Adjustments	Cash Balances as of 06.30.2017	Time Investments	Adjusted Cash Balance as of 06.30.2017	For Current Account Period
GENERAL and ROAD & BRIDGE ... Maintenance & Operating Funds														
F10 General	12,334,694.04	15,891,850.76	5,986,830.07	2,431,624.92	2,971,595.15	11,390,050.14			(575.45)		16,835,919.21	4,550,000.00	12,285,919.21	F10 General
Road & Bridge Funds														Road & Bridge Funds
F15 County Wide	348,372.04	3,223,732.97	455,913.35		28,538.08	484,451.43		900,000.00			2,187,653.58		2,187,653.58	F15 County Wide
F16 Precinct No 1	299,702.39	70,274.30	237,694.03		168,360.00	406,054.03	211,050.00				174,972.66		174,972.66	F16 Precinct No 1
F17 Precinct No 2	306,892.17	81,270.91	376,727.37		173,775.69	550,503.06	211,590.00				49,250.02		49,250.02	F17 Precinct No 2
F18 Precinct No 3	298,810.08	31,989.40	197,917.60		204,838.07	402,755.67	246,600.00				174,643.81		174,643.81	F18 Precinct No 3
F19 Precinct No 4	298,831.13	80,721.39	221,012.47		157,401.00	378,413.47	230,760.00				231,899.05		231,899.05	F19 Precinct No 4
Sub-Total R&B	1,352,607.81	3,467,968.97	1,469,264.62	0.00	732,912.84	2,222,177.66	900,000.00	900,000.00	0.00	0.00	2,819,419.12	0.00	2,819,419.12	Sub-Total R&B
Sub-Totals General / Road & Bridge ... Maintenance & Operating Funds	13,887,301.85	19,379,839.73	7,476,094.89	2,431,624.92	3,704,607.99	13,612,227.80	900,000.00	900,000.00	(575.45)	0.00	19,654,338.33	4,550,000.00	15,104,338.33	Sub-Totals General / Road & Bridge ... Maintenance & Operating Funds



1	16,835,919.21	General Fund
2	2,187,653.58	F15 County Wide
3	174,972.66	F16 Precinct No 1
4	49,250.02	F17 Precinct No 2
5	174,643.81	F18 Precinct No 3
6	231,899.05	F19 Precinct No 4
19,654,338.33		

**GILLESPIE COUNTY, TEXAS
STATEMENT OF
Receipts, Disbursements, Electronic Funds Transfers, Payroll, Interfund Allocations, Adjustments, and Time Investments
of County Funds Managed by County Treasurer
Fiscal Year to Date as of Period Ended June 30, 2017**

Account Period For Current	Balance as of	Receipts	Disbursements	Electronic Fund Transfers	Payroll	Total Disbursements	In Interfund Allocations	Out Interfund Allocations	Adjustments FY2017	Adjustments YE FY2016	Balances as of	Investments Time	Cash Balance as of	Account Period For Current
09.30.2016											06.30.2017		06.30.2017	06.30.2017
	Cash												Adjusted	

SPECIAL REVENUE														
F20 Law Library	2,467.24	11,305.00	12,132.37			12,132.37					1,639.87		F20 Law Library	1,639.87
F21 Lateral Road Precinct													F21 Lateral Road Precinct	
Dep'ts													Dep'ts	
Precinct No 1	13,291.39	6,658.22	13,291.39			13,291.39					6,658.22		Precinct No 1	6,658.22
Precinct No 2	25.04	6,658.21				6,658.21					6,683.25		Precinct No 2	6,683.25
Precinct No 3	6,658.22	6,658.22	6,658.22			6,658.22					6,658.22		Precinct No 3	6,658.22
Precinct No 4	0.00	6,658.22				6,658.22					6,658.22		Precinct No 4	6,658.22
F24 Probate													F24 Probate	
Training	4,299.77	390.00	512.53			512.53					4,177.24		Training	4,177.24
Guardianship Program	28,228.70	2,600.00									30,828.70		Guardianship Program	30,828.70
F25 Court Reporter	3,248.11	2,820.00	4,107.00			4,107.00					1,961.11		F25 Court Reporter	1,961.11
F28 County Records Mgmt	69,004.06	7,609.70									76,613.76		F28 County Records Mgmt	76,613.76
F29 County Clerk Records Mgmt	117,867.78	51,985.00	11,929.03			11,954.93					157,297.85		F29 County Clerk Records Mgmt	157,297.85
F30 Sheriff Forfeiture	41,956.71	7,083.56	1,265.75			1,265.75					47,774.52		F30 Sheriff Forfeiture	47,774.52
F31 Justice Court Bldg Security	31,719.70	1,539.82									33,259.52		F31 Justice Court Bldg Security	33,259.52
F32 Courthouse Security	17,774.07	12,305.89	0.46			0.46					30,079.50		F32 Courthouse Security	30,079.50
F34 District Clerk Records Mgmt	8,791.19	1,141.81									9,933.00		F34 District Clerk Records Mgmt	9,933.00
F35 County & District Courts Technology	20,360.61	2,750.00									23,110.61		F35 County & District Courts Technology	23,110.61
F36 Occupancy Tax	608,412.96	388,071.94	465,156.68			465,156.68					531,328.22		F36 Occupancy Tax	531,328.22
F37 Pretrial Intervention	127,525.71	7,500.00									135,025.71		F37 Pretrial Intervention	135,025.71
F51 Justice Court Technology	121,167.37	6,315.33									127,482.70		F51 Justice Court Technology	127,482.70
F72 Airport Operating	952,258.99	171,535.83	63,863.96			552,074.56					571,720.26		F72 Airport Operating	571,720.26
F78 LEOSE-Sheriff	5,436.41	3,340.41									8,776.82		F78 LEOSE-Sheriff	8,776.82
F79 LEOSE-Constable 1	8,702.83	682.59									9,385.42		F79 LEOSE-Constable 1	9,385.42
F82 LEOSE-Constable 2	6,649.16										7,331.75		F82 LEOSE-Constable 2	7,331.75
F81 Tax Assessor-M V I	106.75										106.75		F81 Tax Assessor-M V I	106.75
F40 Sheriff Equitable Sharing	1,206.61	6.40				0.00					1,213.01		F40 Sheriff Equitable Sharing	1,213.01
Sub-Totals	2,198,365.53	705,705.14	75,792.99	0.00	0.00	1,067,153.89	0.00	0.00	0.00	0.00	1,836,916.78	0.00	Sub-Totals	1,836,916.78
Special Revenue	981,360.90	981,360.90	0.00	0.00	0.00	0.00	0.00	0.00	0.00	0.00	0.00	0.00	Special Revenue	0.00

GILLESPIE COUNTY, TEXAS
STATEMENT OF
Receipts, Disbursements, Electronic Funds Transfers, Payroll, Interfund Allocations, Adjustments, and Time Investments
of County Funds Managed by County Treasurer

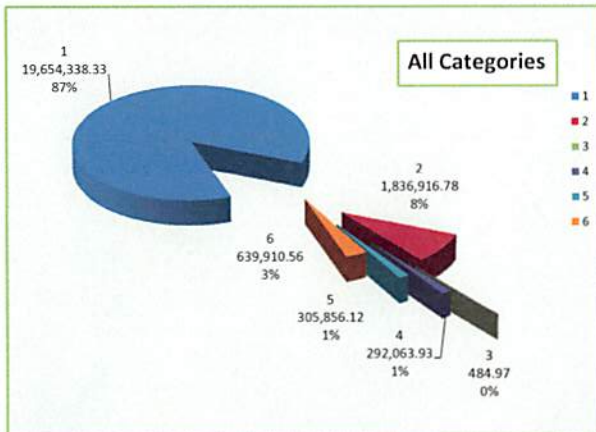
Fiscal Year to Date as of Period Ended June 30, 2017

For Current Account Period	Cash Balance as of 09.30.2016	Receipts	Disbursements	Electronic Fund Transfers	Payroll	Total Disbursements	Interfund Allocations In	Interfund Allocations Out	FY2017 Adjustments	FY2016 YE Adjustments	Cash Balances as of 06.30.2017	Time Investments	Adjusted Cash Balance as of 06.30.2017	For Current Account Period
SPECIAL REVENUE ... GRANTS														
F11 Grants ... General - Energy Efficiency	0.00					0.00					0.00		0.00	F11 Grants ... General - Energy Efficiency
F11 Grants ... Law Enforcement, Emergency Services P25 Compliant Radio	0.00					0.00					0.00		0.00	F11 Grants ... Law Enforcement, Emergency Services P25 Compliant Radio
F54 PML ... Loan Star Grant	258.39					0.00					258.39		258.39	F54 PML ... Loan Star Grant
F54 PML ... PAC-HUG Grant	211.40					0.00					211.40		211.40	F54 PML ... PAC-HUG Grant
F71 Airport Capital Project Grant	15.18					0.00			0.00		15.18		15.18	F71 Airport Capital Project Grant
Sub-Totals Special Revenue ... Grants	484.97	0.00	0.00	0.00	0.00	0.00	0.00	0.00	0.00	0.00	484.97	0.00	484.97	Sub-Totals Special Revenue ... Grants
CERTIFICATES OF OBLIGATION BONDS and GENERAL OBLIGATION BONDS ... Project Operating Accounts														
F61 GOB Series 2013 ... Jail Project	290,019.50	2,044.43				0.00					292,063.93		292,063.93	F61 GOB Series 2013 ... Jail Project
Sub-Totals COB ... GOB Operating	290,019.50	2,044.43	0.00	0.00	0.00	0.00	0.00	0.00	0.00	0.00	292,063.93	0.00	292,063.93	Sub-Totals COB ... GOB Operating
CERTIFICATES OF OBLIGATION BONDS and GENERAL OBLIGATION BONDS ... Interest & Sinking Accounts														
F62 GOB Series 2013 ... Interest & Sinking	367,170.78	693,957.19		787,625.00		787,625.00					273,502.97		273,502.97	F62 GOB Series 2013 ... Interest & Sinking
F53 COB Series 2001 / GOB Refunding Series 2013 ... Interest & Sinking	60,224.16	140,186.49	750.00	167,307.50		168,057.50					32,353.15		32,353.15	F53 COB Series 2001 / GOB Refunding Series 2013 ... Interest & Sinking
Sub-Totals COB ... GOB I&S	427,394.94	834,143.68	750.00	954,932.50	0.00	955,682.50	0.00	0.00	0.00	0.00	305,856.12	0.00	305,856.12	Sub-Totals COB ... GOB I&S

GILLESPIE COUNTY, TEXAS STATEMENT OF Receipts, Disbursements, Electronic Funds Transfers, Payroll, Interfund Allocations, Adjustments, and Time Investments of County Funds Managed by County Treasurer

Fiscal Year to Date as of Period Ended June 30, 2017

For Current Account Period	Cash Balance as of 09.30.2016	Receipts	Disbursements	Electronic Fund Transfers	Payroll	Total Disbursements	Interfund Allocations In	Interfund Allocations Out	FY2017 Adjustments	FY2016 YE Adjustments	Cash Balances as of 06.30.2017	Time Investments	Adjusted Cash Balance as of 06.30.2017	For Current Account Period
TRUST and AGENCY														
F22 Criminal Justice	54,932.91	219,835.88	1,627.53	201,134.07		202,761.60					72,007.19		72,007.19	F22 Criminal Justice
F27 Waste Water	730.00	1,790.00	1,770.00			1,770.00					750.00		750.00	F27 Waste Water
F80 County Attorney Hot Check	7,577.51	29,005.16	26,965.92			26,965.92					9,616.75		9,616.75	F80 County Attorney Hot Check
F89 McDermott (PML)	110,471.53	587.50				0.00					111,059.03		111,059.03	F89 McDermott (PML)
F92 Breiten (PML)	201,971.34	1,038.61	9,738.21			9,738.21			95.87		193,367.61		193,367.61	F92 Breiten (PML)
F85 Justice Of Peace 1	35,430.40	136,051.60	127,288.51			127,288.51					44,193.49		44,193.49	F85 Justice Of Peace 1
F86 Justice Of Peace 2	15,777.64	86,000.82	85,804.79			85,804.79					15,973.67		15,973.67	F86 Justice Of Peace 2
F83 Appellate Judicial	1,156.16	1,616.72	1,936.78			1,936.78					836.10		836.10	F83 Appellate Judicial
F84 Alternative Dispute Resolution	1,857.31	4,245.00	4,142.31			4,142.31					1,960.00		1,960.00	F84 Alternative Dispute Resolution
F90 Unclaimed Monies	57,058.39	26.00	8.52			8.52					57,075.87		57,075.87	F90 Unclaimed Monies
F94 County Clerk Operating	54,774.79	278,967.37	260,468.47			260,468.47					73,273.69		73,273.69	F94 County Clerk Operating
F95 District Clerk Operating	48,925.35	94,219.15	83,347.34			83,347.34					59,797.16		59,797.16	F95 District Clerk Operating
Sub-Totals Trust and Agency	590,663.33	853,383.81	603,098.38	201,134.07	0.00	804,232.45	0.00	0.00	95.87	0.00	639,910.56	0.00	639,910.56	Sub-Totals Trust and Agency
TOTALS ALL FUNDS	17,394,230.12	21,775,116.79	9,071,304.17	3,587,691.49	3,780,300.98	16,439,296.64	900,000.00	900,000.00	(479.58)	0.00	22,729,570.69	4,550,000.00	18,179,570.69	TOTALS ALL FUNDS



1	19,654,338.33	Maintenance & Operating
2	1,836,916.78	Special Revenue
3	484.97	Special Revenue ... Grants
4	292,063.93	Certificates of Obligation Bonds & General Obligation Bonds ... Project Operating
5	305,856.12	Certificates of Obligation Bonds & General Obligation Bonds ... Interest & Sinking
6	639,910.56	Trust and Agency
22,729,570.69		

**FY2016-2017
GILLESPIE COUNTY, TEXAS
STATEMENT OF**

Fund Cash/ Investment Balances of All County Funds Managed By County Treasurer

FUND DESCRIPTION	FY2017	FY2016	FY2015	FY2014	FY2013	FY2012	FY2011	FY2010	FY2009	FY2008	FY2007	FY2006	FY2005
------------------	--------	--------	--------	--------	--------	--------	--------	--------	--------	--------	--------	--------	--------

GENERAL and ROAD & BRIDGE Maintenance & Operating													
As of 06.30.2017													
As Of Fiscal Year Ending Date													
F10	General Fund												
	All Departments	16,835,919.21	12,334,694.04	10,425,972.66	9,427,791.73	7,929,967.87	6,382,410.44	7,099,577.50	8,058,141.42	9,262,263.41	8,857,295.99	7,871,493.01	6,391,051.39
	Road & Bridge												
F15	County Wide	2,187,653.58	348,372.04	341,842.65	378,620.01	285,411.34	269,007.62	247,933.84	415,645.89	590,087.10	266,135.87	214,879.76	325,631.63
F16	Precinct No 1	174,972.66	299,702.39	268,572.55	241,992.22	241,285.37	245,176.66	314,264.01	419,950.01	310,192.73	159,578.97	288,106.85	214,159.86
F17	Precinct No 2	49,250.02	306,892.17	267,713.97	250,708.69	263,049.77	258,790.65	290,025.28	437,336.83	225,655.61	238,217.17	214,371.88	129,291.12
F18	Precinct No 3	174,643.81	298,810.08	268,676.90	143,588.42	266,091.82	255,513.57	302,798.14	356,974.50	189,553.20	94,153.92	261,697.98	131,482.78
F19	Precinct No 4	231,899.05	298,831.13	269,015.94	228,968.64	296,509.28	242,510.97	296,473.77	334,265.94	297,466.40	205,119.63	294,441.60	144,424.27
	Road & Bridge Sub-Totals	2,818,419.12	1,552,607.81	1,415,822.01	1,243,877.98	1,352,347.58	1,270,999.47	1,451,495.04	1,779,850.91	1,438,513.83	1,287,156.79	1,324,754.18	834,237.79
	Sub-Totals	19,654,338.33	13,887,301.85	11,841,794.67	10,671,669.71	9,282,315.45	7,653,409.91	8,551,072.54	9,837,992.33	10,700,777.24	10,144,452.78	7,225,289.18	5,557,559.80
	General and Road & Bridge Maintenance & Operating												

FY2016-2017
GILLESPIE COUNTY, TEXAS
STATEMENT OF
Fund Cash/ Investment Balances of All County Funds Managed By County Treasurer

FUND DESCRIPTION ACTIVE FUNDS		FY2017	FY2016	FY2015	FY2014	FY2013	FY2012	FY2011	FY2010	FY2009	FY2008	FY2007	FY2006	FY2005
As Of Fiscal Year Ending Date														
SPECIAL REVENUE														
F20	Law Library	1,639.87	2,467.24	7,760.46	13,480.79	22,378.86	28,338.91	39,192.23	43,400.98	41,852.55	42,419.59	40,079.68	36,066.66	31,284.42
F21	Lateral Road Precinct Depts										31,328.62	18,897.94	0.00	12,377.05
	Precinct No 1	6,658.22	13,291.39	6,633.18	0.00	0.00	0.00	0.00	0.00	0.00				
	Precinct No 2	6,683.25	25.04	0.00	0.00	0.00	0.00	0.00	0.00	0.00				
	Precinct No 3	6,658.22	6,658.22	0.00	0.00	0.00	0.00	0.00	0.00	0.00				
	Precinct No 4	6,658.22	0.00	0.00	0.00	0.00	0.00	0.00	0.00	0.00				
F24	Probate Fund													
	Training	4,177.24	4,299.77	4,572.06	4,124.42	4,478.28	3,863.76	4,145.00	3,616.94	3,996.51	3,568.10	3,645.71	3,765.83	3,195.83
	Guardianship Program	30,828.70	28,228.70	25,200.92	22,216.48	19,143.76	15,277.64	12,092.87	8,595.01	5,109.40	2,328.98			
F25	Court Reporter Service	1,961.11	3,248.11	467.33	236.68	2,457.15	772.43	531.72	3,586.72	3,925.99	4,749.95	4,047.90	5,121.28	5,477.58
F28	County Records Mgt	76,613.76	69,004.06	91,506.18	83,503.81	75,768.96	68,085.54	60,798.05	85,746.02	83,499.27	78,601.53	67,393.03	58,717.22	51,017.76
F29	County Clerk Rcds Mgt	157,297.85	117,867.78	103,515.09	86,517.49	60,025.77	49,201.97	50,654.52	68,198.97	73,472.48	70,443.27	82,242.00	72,150.57	72,669.38
F30	Sheriff Forfeiture	47,774.52	41,956.71	37,627.93	15,712.92	15,899.44	11,441.71	7,858.55	9,611.45	9,686.21	7,929.49	7,672.56	7,249.58	5,649.05
F93	Sheriff Abandoned Vehicle	1,212.55	1,206.15	1,201.61	1,199.37	1,197.57	1,195.50	1,193.43	1,191.12	1,188.59				
F31	Justice Court Bldg Security	33,259.52	31,719.70	29,522.59	27,149.25	24,171.38	21,074.90	18,274.01	14,515.70	10,916.77	7,584.19	4,002.12	1,179.63	
F32	Courthouse Security	30,079.50	17,774.07	2,097.39	12,630.03	44,053.70	71,743.76	102,026.09	130,994.24	144,526.10	135,480.79	121,098.83	107,026.56	97,568.68
F34	Distist Clerk Records Mgmnt	9,933.00	8,791.19	7,114.22	5,630.28	5,335.50	3,698.05	5,990.38	4,439.59	2,786.99	1,052.78	1,379.12	3,360.24	2,440.00
F35	County & District Courts Technology	23,110.61	20,360.61	16,756.67	13,523.64	11,667.87	8,337.60	5,132.39	1,816.93					
F36	Occupacy Tax	531,328.22	608,412.96	538,177.10	447,100.78	390,614.91	338,673.95	308,813.75	320,237.64	317,065.36	247,888.90	119,121.10	0.00	
F37	Pretrial Intervention	135,025.71	127,525.71	123,025.71	123,025.71	122,525.71	114,790.71	66,662.71	28,926.64	13,800.00	7,300.00			
F51	Justice Court Technology	127,482.70	121,167.37	112,119.89	102,554.58	90,599.26	78,070.58	74,024.21	58,891.29	45,290.75	33,688.80	21,166.16	9,714.42	4,805.84
F72	Airport Operating	571,720.26	952,258.99	1,037,772.61	598,769.47	573,788.08	89,165.48	23,728.30	11,341.82	73,880.94	31,324.65	16,738.96	39,251.50	24,529.76
F78	LEOSE-Sheriff	8,776.82	5,436.41	4,028.28	2,058.58	0.00	1,126.08	4,026.08	2,976.21	7,014.12	5,446.60	4,467.33	3,818.12	2,074.71
F79	LEOSE-Constable 1	9,385.42	8,702.83	8,038.15	7,379.00	6,728.73	6,728.73	6,748.73	6,086.06	5,498.36	4,837.67	4,167.79	3,560.06	2,890.67
F82	LEOSE-Constable 2	7,331.75	6,649.16	5,984.48	6,105.88	5,455.61	5,455.61	5,455.61	5,537.84	5,421.92	4,761.23	4,091.35	3,785.87	3,116.48
F81	Tax Assessor M V I	106.75	106.75	106.75	106.75	106.75	106.75	95.92	73.66	73.66	0.00	2,290.79	2,178.41	1,833.73
F40	Sheriff Equitable Sharing	1,213.01	1,206.61	1,202.07	1,200.17									
	Sub-Totals													
	Special Revenue	1,836,916.78	2,198,365.53	2,164,430.67	1,574,226.08	1,476,397.29	917,149.66	797,444.55	809,784.83	849,005.97	720,735.14	522,502.37	356,945.95	320,930.94

**FY2016-2017
GILLESPIE COUNTY, TEXAS
STATEMENT OF
Fund Cash/ Investment Balances of All County Funds Managed By County Treasurer**

FUND DESCRIPTION ACTIVE FUNDS	FY2017	FY2016	FY2015	FY2014	FY2013	FY2012	FY2011	FY2010	FY2009	FY2008	FY2007	FY2006	FY2005
----------------------------------	--------	--------	--------	--------	--------	--------	--------	--------	--------	--------	--------	--------	--------

As Of Fiscal Year Ending Date

SPECIAL REVENUE ... GRANTS														
F11	Grants ... General - Energy Efficiency	0.00	0.00	0.00	0.00	0.00	0.00	38.98						
F11	Grants ... Law Enforcement, Emergency Services P25 Compliant Radio	0.00	0.00	0.00	75,248.14	(78,346.14)	0.00							
F54	PML...Loan Star Grant	258.39	258.39	258.39	258.39	258.39	258.39	258.39	254.04	345.29	522.91	293.50	65.12	28.36
F54	PML...PAC-HUG Grant	211.40	211.40	211.40	211.40	211.40	211.40	211.40	211.40	211.06	209.40	6,634.72	6,307.45	
F71	Airport Capital Project Grant	15.18	15.18	15.18	15.18	11,795.25								
Sub-Totals Special Revenue ... Grants		484.97	484.97	484.97	75,733.11	(66,081.10)	469.79	508.77	465.44	556.35	732.31	6,928.22	6,372.57	28.36

CERTIFICATES OF OBLIGATION BONDS and GENERAL OBLIGATION BONDS Operating Accounts														
F61	GOB Series 2013 ... Jail Project	292,063.93	290,019.50	491,873.19	5,249,856.00	13,952,401.46								
Sub-Totals COB ... GOB Operating		292,063.93	290,019.50	491,873.19	5,249,856.00	13,952,401.46	0.00	0.00	0.00	0.00	0.00	0.00	0.00	0.00

CERTIFICATES OF OBLIGATION BONDS and GENERAL OBLIGATION BONDS Interest & Sinking Accounts														
F62	GOB Series 2013 ... Interest & Sinking	273,502.97	367,170.78	176,091.44	186,733.10	33,431.94								
F53	COB Series 2001 / GOB Refunding Series 2013 ... Interest & Sinking	32,353.15	60,224.16	22,393.57	30,914.07	37,851.74	30,199.42	28,061.84	2,624.28	8,069.04	82,110.37	95,558.09	31,073.48	23,260.33
Sub-Totals COB ... GOB I&S		305,856.12	427,394.94	198,485.01	217,647.17	71,283.68	30,199.42	28,061.84	2,624.28	8,069.04	82,110.37	95,558.09	31,073.48	23,260.33

FY2016-2017
GILLESPIE COUNTY, TEXAS
STATEMENT OF
Fund Cash/ Investment Balances of All County Funds Managed By County Treasurer

FUND DESCRIPTION ACTIVE FUNDS	FY2017	FY2016	FY2015	FY2014	FY2013	FY2012	FY2011	FY2010	FY2009	FY2008	FY2007	FY2006	FY2005	
As Of Fiscal Year Ending Date														
TRUST and AGENCY														
F22	Criminal Justice	72,007.19	54,932.91	54,332.95	56,439.35	62,059.07	51,843.04	61,241.11	72,063.98	65,435.27	86,647.15	71,204.17	56,514.01	47,492.20
F27	Waste Water	750.00	730.00	650.00	610.00	500.00	660.00	450.00	630.00	590.00	910.00	300.00	2,500.00	1,090.00
F80	County Attorney Hot Check	9,616.75	7,577.51	11,784.05	11,142.69	17,676.23	21,388.16	14,191.24	6,555.71	23,288.36	13,177.74	8,791.79	9,641.14	9,240.53
F89	McDermott (PML)	111,059.03	110,471.53	138,721.86	144,339.67	145,002.86	144,748.09	155,460.28	157,606.59	157,267.26	155,991.94	150,937.08	143,185.65	138,423.71
F92	Breiten (PML)	193,367.61	201,971.34	207,231.35	213,777.98	232,518.32	242,104.78	263,175.02	295,903.52	295,266.14	292,871.78	283,381.35	374,330.42	416,034.73
F85	Justice Peace No 1	44,193.49	35,430.40	39,391.40	36,196.17	38,870.87	32,802.78	31,544.44	42,704.30	27,861.46	32,606.50	31,714.74	31,364.72	20,388.07
F86	Justice Peace No 2	15,973.67	15,777.64	16,066.07	25,655.83	23,579.31	23,495.92	25,400.31	30,650.37	26,998.27	29,161.96	34,657.77	22,634.54	22,782.46
F83	Appellate Judicial	836.10	1,156.16	777.34	703.81	1,315.45	1,354.03	1,180.92	1,181.94	1,075.75	1,547.53	1,154.53	1,161.47	819.50
F84	Alternative Dispute	1,960.00	1,857.31	2,195.50	720.00	1,796.86	1,493.98	2,087.71	1,840.22	1,664.85	1,697.66	2,052.55	2,024.68	6,530.00
F90	Unclaimed Monies	57,075.87	57,058.39	54,211.45	55,949.27	50,746.77	48,698.94	47,544.20	47,757.66	46,394.14	43,344.41	36,840.41	5,213.28	4,961.20
F94	County Clerk Operating	73,273.69	54,774.79	42,645.44	43,947.02	33,039.61	38,409.66	32,375.08	41,376.98					
F95	District Clerk Operating	59,797.16	48,925.35	71,669.36	86,979.66	41,113.16	41,651.53	48,532.38	47,975.16					
	Sub-Totals Trust & Agency	639,910.56	590,663.33	639,676.77	676,461.45	648,218.51	648,650.91	683,182.69	746,246.43	645,841.50	657,956.67	621,034.39	648,569.91	667,762.40
TOTALS ALL ACTIVE FUNDS		22,729,570.69	17,394,230.12	15,336,745.28	18,465,593.52	25,364,535.29	9,249,879.69	10,060,270.39	11,397,113.31	12,204,250.10	11,605,987.27	10,442,270.26	8,268,251.09	6,569,541.83
		FY2017	FY2016	FY2015	FY2014	FY2013	FY2012	FY2011	FY2010	FY2009	FY2008	FY2007	FY2006	FY2005
As Of Fiscal Year Ending Date														

**FY2016-2017
GILLESPIE COUNTY, TEXAS
STATEMENT OF
Fund Cash/ Investment Balances of All County Funds Managed By County Treasurer**

FUND DESCRIPTION INACTIVE FUNDS	FY2017	FY2016	FY2015	FY2014	FY2013	FY2012	FY2011	FY2010	FY2009	FY2008	FY2007	FY2006	FY2005
------------------------------------	--------	--------	--------	--------	--------	--------	--------	--------	--------	--------	--------	--------	--------

As of 06.30.2017

As Of Fiscal Year Ending Date

INACTIVE FUNDS														
F99	Light Up The Block			0.00	3.48	3.48	3.48	3.48	73.05	90.54	47.76	0.00	0.00	
F87	Flora Eckert						0.00	0.00	2,633.35	4,511.42	6,484.28	6,274.17	5,951.99	
F49	Homeland Security (2)						0.00	0.00	0.00	0.00	0.00	0.00	0.00	
F50	Homeland Security						0.00	0.00	0.00	0.00	0.00	100.00	0.00	
F88	Krikorian						0.00	0.00	28,000.00	26,700.71	25,835.51	25,117.93	24,942.10	
F38	Intoxication/Drug Court						0.00	0.00	0.00	869.40				
F33	Graffiti Eradication						0.00	0.00	0.00	0.00	0.00	0.00	0.00	
F52	COB Series 2001						0.00	0.00	0.00	0.00	0.00	0.00	0.00	
F--	County Court Records Archive...								0.00	0.00	0.00	0.00	0.00	
F55	TIF Grant													
F56	1997 TCHCA-Fbg													
F74	Airport Economic													
F60	Post Office Certificates													
F26	Historical Commission													
F57	Harper-1996TCDP													
F58	Stonewall Grant #2													
F59	Stonewall Grant #1													
F91	DWI Educational													
F73	Airport Master													
F14	Internal Inventory													
TOTALS ALL INACTIVE FUNDS		0.00	0.00	0.00	0.00	0.00	0.00	0.00	2,633.35	32,511.42	34,054.39	32,109.68	31,169.92	30,624.16

TOTALS ALL FUNDS	22,729,570.69	17,394,230.12	15,336,745.28	18,465,593.52	25,364,535.29	9,249,879.69	10,060,270.39	11,399,746.66	12,236,761.52	11,640,041.66	10,474,379.94	8,299,421.01	6,600,165.99
	FY2017	FY2016	FY2015	FY2014	FY2013	FY2012	FY2011	FY2010	FY2009	FY2008	FY2007	FY2006	FY2005
	As of 06.30.2017						As Of Fiscal Year Ending Date						

GILLESPIE COUNTY, TEXAS
STATEMENT OF
Maintenance & Operating Accounts

	FY2017 as of 06.30.2017	FY2016	FY2015	FY2014	FY2013	FY2012	FY2011	FY2010	FY2009	FY2008	FY2007	FY2006	FY2005	FY2004
	As Of Fiscal Year Ending Date													
	Revenues Inclusive Interfund Allocations													
GENERAL and ROAD & BRIDGE Maintenance & Operating														
General M&O														
F10 General Fund	15,891,850.76	15,277,118.38	14,328,862.53	12,755,375.08	12,660,309.58	10,657,906.95	10,270,640.00	10,012,774.28	10,028,550.21	9,924,012.18	9,490,558.36	8,835,351.86	7,552,137.53	6,694,818.95
General Fund Over/(Under) Prior Period	614,732.38	948,255.85	1,573,487.45	95,065.50	2,002,402.63	387,286.95	257,865.72	(15,775.93)	104,538.03	433,453.82	655,206.50	1,283,214.33	857,318.58	
General Fund Cumulative Change for Periods Shown	9,197,031.81	8,582,299.43	7,634,043.58	6,060,556.13	5,965,490.63	3,963,088.00	3,575,821.05	3,317,955.33	3,333,731.26	3,229,193.23	2,795,739.41	2,140,532.91	857,318.58	
Road & Bridge M&O														
F15 County Wide	3,223,732.97	2,689,183.71	2,505,423.71	2,340,392.13	2,406,186.26	2,332,689.79	2,238,480.99	2,655,743.60	2,455,013.90	2,407,977.22	1,729,457.34	1,503,999.95	1,460,739.18	1,803,469.90
F16 Precinct No 1	281,324.30	672,953.29	553,250.36	562,311.15	535,823.96	495,287.80	435,659.70	744,672.18	777,666.49	466,454.42	389,503.85	464,726.41	353,441.58	363,007.70
F17 Precinct No 2	292,860.91	559,516.98	501,916.42	470,090.32	458,483.76	393,971.07	360,599.55	696,129.62	488,100.77	437,920.95	414,722.93	340,778.11	382,243.78	249,193.16
F18 Precinct No 3	278,589.40	573,953.02	835,249.40	653,606.04	774,237.93	893,200.46	815,249.25	827,083.23	773,976.99	580,570.58	415,908.20	451,128.21	391,907.46	446,687.99
F19 Precinct No 4	<u>311,481.39</u>	<u>566,899.98</u>	<u>518,659.61</u>	<u>444,169.11</u>	<u>503,497.57</u>	<u>395,510.13</u>	<u>490,546.26</u>	<u>554,193.35</u>	<u>558,733.58</u>	<u>486,036.38</u>	<u>388,009.34</u>	<u>303,825.82</u>	<u>350,971.44</u>	<u>249,722.06</u>
Sub-Total R&B	4,387,988.97	5,062,506.98	4,914,499.50	4,470,568.75	4,678,229.48	4,510,659.25	4,340,535.75	5,477,821.98	5,053,491.73	4,378,959.55	3,337,601.66	3,064,458.50	2,929,303.44	3,111,080.81
Road & Bridge Over/(Under) Prior Period	(694,518.01)	168,007.48	443,930.75	(207,660.73)	167,570.23	170,123.50	(1,137,286.23)	424,330.25	674,552.18	1,041,357.89	273,143.16	135,155.06	(181,777.37)	
Road & Bridge Cumulative Change for Periods Shown	1,276,908.16	1,971,426.17	1,803,418.69	1,359,487.94	1,567,148.67	1,399,578.44	1,229,454.94	2,366,741.17	1,942,410.92	1,267,878.74	226,520.85	(46,622.31)	(181,777.37)	
Overall Totals General / Road & Bridge M&O	20,279,839.73	20,359,625.36	19,243,362.03	17,225,943.83	17,338,539.06	15,168,566.20	14,611,175.75	15,490,596.26	15,082,041.94	14,302,971.73	12,828,160.02	11,899,810.36	10,481,440.97	9,805,899.76
Overall Over/(Under) Prior Period	(79,785.63)	1,116,263.33	2,017,418.20	(112,595.23)	2,169,972.86	557,390.45	(879,420.51)	408,554.32	779,070.21	1,474,811.71	928,349.66	1,418,369.39	675,541.21	
Overall Cumulative Change for Periods Shown	10,473,939.97	10,553,725.60	9,437,462.27	7,420,044.07	7,532,639.30	5,362,666.44	4,805,275.99	5,684,696.50	5,276,142.18	4,497,071.97	3,022,260.26	2,093,910.60	675,541.21	

GILLESPIE COUNTY, TEXAS
STATEMENT OF
Maintenance & Operating Accounts

	FY2016 as of 06.30.2017	FY2016	FY2015	FY2014	FY2013	FY2012	FY2011	FY2010	FY2009	FY2008	FY2007	FY2006	FY2005	FY2004	
		As Of Fiscal Year Ending Date													
		Expenditures Inclusive Interfund Allocations and Adjustments													
GENERAL and ROAD & BRIDGE Maintenance & Operating															
General M&O															
F10 General Fund	11,390,625.59	13,368,397.00	13,330,681.60	11,257,551.22	11,112,752.15	11,375,074.01	11,229,203.92	11,216,896.27	9,623,582.79	8,938,209.20	8,010,116.74	7,208,872.17	7,187,414.03	6,314,580.06	
General Fund Over/(Under) Prior Period	(1,977,771.41)	37,715.40	2,073,130.38	144,799.07	(262,321.86)	145,870.09	12,307.65	1,593,313.48	685,373.59	928,092.46	801,244.57	21,458.14	872,833.97		
General Fund Cumulative Change for Periods Shown	5,078,045.53	7,053,816.94	7,016,101.54	4,942,971.16	4,798,172.09	5,060,493.95	4,914,623.86	4,902,316.21	3,309,002.73	2,623,629.14	1,695,536.68	894,292.11	872,833.97		
Road & Bridge M&O															
F15 County Wide	1,384,451.43	2,682,654.32	2,542,201.07	2,247,183.46	2,389,782.54	2,311,616.01	2,221,870.78	2,840,055.86	2,629,455.11	2,084,025.99	1,678,201.23	1,614,751.82	1,644,613.21	1,436,802.68	
F16 Precinct No 1	405,054.03	641,823.45	525,670.03	561,604.30	539,715.25	564,375.15	541,345.70	634,914.90	627,052.73	594,982.30	315,558.86	397,515.00	365,672.92	340,012.45	
F17 Precinct No 2	550,503.06	520,338.78	484,911.14	482,431.40	454,224.64	425,205.70	507,911.10	484,448.40	500,662.33	414,075.66	329,642.17	355,107.73	325,596.47	313,286.90	
F18 Precinct No 3	402,755.67	543,819.84	710,160.92	776,109.44	763,659.68	940,485.03	869,425.61	659,661.93	678,577.71	748,114.64	285,693.00	409,355.72	362,931.51	504,242.39	
F19 Precinct No 4	<u>378,413.47</u>	<u>557,084.79</u>	<u>478,612.31</u>	<u>511,709.75</u>	<u>449,499.26</u>	<u>449,472.93</u>	<u>528,338.43</u>	<u>517,393.81</u>	<u>466,386.81</u>	<u>575,358.35</u>	<u>237,992.01</u>	<u>246,478.54</u>	<u>297,748.19</u>	<u>298,140.85</u>	
Sub-Total R&B	3,122,177.66	4,945,721.18	4,742,555.47	4,579,038.35	4,596,881.37	4,691,154.82	4,668,891.62	5,136,484.90	4,902,134.69	4,416,556.94	2,847,085.27	3,023,208.81	2,995,562.30	2,892,485.27	
Road & Bridge Over/(Under) Prior Period	(1,823,543.52)	203,165.71	163,517.12	(17,843.02)	(94,273.45)	22,263.20	(467,593.28)	234,350.21	485,577.75	1,589,471.67	(176,123.54)	26,646.51	104,077.03		
Road & Bridge Cumulative Change for Periods Shown	229,692.39	2,053,235.91	1,850,070.20	1,886,553.08	1,704,396.10	1,798,669.55	1,776,406.35	2,243,999.63	2,009,649.42	1,524,071.67	(45,400.00)	130,723.54	104,077.03		
Overall Totals															
General / Road & Bridge M&O	14,512,803.25	18,314,118.18	18,073,237.07	15,836,589.57	15,709,633.52	16,066,228.83	15,898,095.54	16,353,381.17	14,525,717.48	13,354,766.14	10,857,202.01	10,232,080.98	10,183,976.33	9,207,065.33	
Overall Over/(Under) Prior Period	(3,801,314.93)	240,881.11	2,236,647.50	126,956.05	(356,595.31)	168,133.29	(455,285.63)	1,827,663.69	1,170,951.34	2,497,564.13	625,121.03	48,104.65	976,911.00		
Overall Cumulative Change for Periods Shown	5,305,737.92	9,107,052.85	8,866,171.74	6,629,524.24	6,502,568.19	6,859,163.50	6,691,030.21	7,146,315.84	5,318,652.15	4,147,700.81	1,650,136.68	1,025,015.65	976,911.00		

Includes FY2014 year end adjustment of \$75,248.14 from F11 Grants, Law Enforcement

GILLESPIE COUNTY, TEXAS
STATEMENT OF
Maintenance & Operating Accounts

	FY2017 as of 06.30.2017	FY2016	FY2015	FY2014	FY2013	FY2012	FY2011	FY2010	FY2009	FY2008	FY2007	FY2006	FY2005	FY2004
	As Of Fiscal Year Ending Date													
GENERAL and ROAD & BRIDGE Maintenance & Operating														
General M&O														
F10 General Fund	4,501,225.17	1,908,721.38	998,180.93	1,497,823.86	1,547,557.43	(717,167.06)	(958,563.92)	(1,204,121.99)	404,967.42	985,802.98	1,480,441.62	1,626,479.69	364,723.50	380,238.89
General Fund Over/(Under) Prior Period	2,592,503.79	910,540.45	(499,642.93)	(49,733.57)	2,264,724.49	241,396.86	245,558.07	(1,609,089.41)	(580,835.56)	(494,638.64)	(146,038.07)	1,261,756.19	(15,515.39)	
General Fund Cumulative Change for Periods Shown	4,120,966.28	1,528,482.49	617,942.04	1,117,584.97	1,167,318.54	(1,097,405.95)	(1,338,802.81)	(1,584,360.88)	24,728.53	605,564.09	1,100,202.73	1,246,240.80	(15,515.39)	
Road & Bridge M&O														
F15 County Wide	1,839,281.54	6,529.39	(36,777.36)	93,208.67	16,403.72	21,073.78	16,610.21	(184,322.26)	(174,441.21)	323,951.23	51,256.11	(110,751.87)	(183,874.03)	366,667.22
F16 Precinct No 1	(124,729.73)	31,129.84	26,580.33	706.85	(3,891.29)	(69,087.35)	(105,866.00)	109,757.28	150,613.76	(128,527.88)	73,946.89	67,211.41	(12,231.34)	22,995.25
F17 Precinct No 2	(257,642.15)	39,178.20	17,005.28	(12,341.08)	4,259.12	(31,234.63)	(147,311.55)	211,681.22	(12,561.56)	23,845.29	85,080.76	(14,329.62)	56,647.31	(64,093.74)
F18 Precinct No 3	(124,166.27)	30,133.18	125,088.48	(122,503.40)	10,578.25	(47,284.57)	(54,176.36)	167,421.30	95,399.28	(167,544.06)	130,215.20	41,772.49	18,975.95	(57,554.40)
F19 Precinct No 4	(66,932.08)	29,815.19	40,047.30	(67,540.64)	53,998.31	(53,962.80)	(37,792.17)	36,799.54	92,346.77	(89,321.97)	150,017.33	57,347.28	53,223.25	(49,418.79)
Sub-Total R&B	1,265,811.31	136,786.80	171,944.03	(108,469.60)	81,348.11	(180,495.57)	(328,355.87)	341,337.08	151,357.04	(37,597.39)	490,516.39	41,249.69	(67,258.86)	218,556.54
Road & Bridge Over/(Under) Prior Period	1,129,025.51	(35,158.23)	280,413.63	(189,817.71)	261,843.68	147,860.30	(669,692.95)	189,980.04	188,954.43	(528,113.78)	449,266.70	108,508.55	(285,854.40)	
Road & Bridge Cumulative Change for Periods Shown	1,047,215.77	(81,809.74)	(46,651.51)	(327,065.14)	(137,247.43)	(399,091.11)	(546,951.41)	122,741.54	(67,238.50)	(256,192.93)	271,920.85	(177,345.85)	(285,854.40)	
Overall Totals General / Road & Bridge M&O	5,767,036.48	2,045,507.18	1,170,124.96	1,389,354.26	1,628,905.54	(897,662.63)	(1,286,919.79)	(862,784.91)	556,324.46	948,205.59	1,970,958.01	1,667,729.38	297,464.64	598,834.43
Overall Over/(Under) Prior Period	3,721,529.30	875,382.22	(219,229.30)	(239,551.28)	2,526,568.17	389,257.16	(424,134.88)	(1,419,109.37)	(391,881.13)	(1,022,752.42)	303,228.63	1,370,264.74	(301,369.79)	
Overall Cumulative Change for Periods Shown	5,168,202.05	1,446,672.75	571,290.53	790,519.83	1,030,071.11	(1,498,497.06)	(1,885,754.22)	(1,461,619.34)	(42,509.97)	349,371.16	1,372,123.58	1,068,894.95	(301,369.79)	

GILLESPIE COUNTY, TEXAS
STATEMENT OF
Maintenance & Operating Accounts

	FY2017 as of 06.30.2017	FY2016	FY2015	FY2014	FY2013	FY2012	FY2011	FY2010	FY2009	FY2008	FY2007	FY2006	FY2005	FY2004
	As Of Fiscal Year Ending Date													
Cash Balances														
GENERAL and ROAD & BRIDGE Maintenance & Operating														
General M&O														
F10 General Fund	16,835,919.21	12,334,694.04	10,425,972.66	9,427,791.73	7,929,967.87	6,382,410.44	7,099,577.50	8,058,141.42	9,262,263.41	8,857,295.99	7,871,493.01	6,391,051.39	4,764,571.70	4,399,848.20
General Fund Over/(Under) Prior Period	4,501,225.17	1,908,721.38	998,180.93	1,497,823.86	1,547,557.43	(717,167.06)	(958,563.92)	(1,204,121.99)	404,967.42	985,802.98	1,480,441.62	1,626,479.69	364,723.50	
General Fund Cumulative Change for Periods Shown	12,435,071.01	7,934,845.84	6,026,124.46	5,027,943.53	3,530,119.67	1,982,562.24	2,699,729.30	3,658,293.22	4,862,415.21	4,457,447.79	3,471,644.81	1,991,203.19	364,723.50	
Road & Bridge M&O														
F15 County Wide	2,187,653.58	348,372.04	341,842.65	378,620.01	285,411.34	269,007.62	247,933.84	231,323.63	415,645.89	590,087.10	266,135.87	214,879.76	325,631.63	509,505.66
F16 Precinct No 1	174,972.66	299,702.39	268,572.55	241,992.22	241,285.37	245,176.66	314,264.01	419,950.01	310,192.73	159,578.97	288,106.85	214,159.86	146,948.45	159,179.79
F17 Precinct No 2	49,250.02	306,892.17	267,713.97	250,708.69	263,049.77	258,790.65	290,025.28	437,336.83	225,655.61	238,217.17	214,371.88	129,291.12	143,620.74	86,973.43
F18 Precinct No 3	174,643.81	298,810.08	268,676.90	143,588.42	266,091.82	255,513.57	302,798.14	356,974.50	189,553.20	94,153.92	261,697.98	131,482.78	89,710.29	70,734.34
F19 Precinct No 4	<u>231,899.05</u>	<u>298,831.13</u>	<u>269,015.94</u>	<u>228,968.64</u>	<u>296,509.28</u>	<u>242,510.97</u>	<u>296,473.77</u>	<u>334,265.94</u>	<u>297,466.40</u>	<u>205,119.63</u>	<u>294,441.60</u>	<u>144,424.27</u>	<u>87,076.99</u>	<u>33,853.74</u>
Sub-Total R&B	2,818,419.12	1,562,607.81	1,415,822.01	1,243,877.98	1,392,347.68	1,270,999.47	1,451,495.04	1,779,850.91	1,438,513.83	1,287,156.79	1,324,754.18	834,237.79	762,988.10	890,246.96
Road & Bridge Over/(Under) Prior Period	1,265,811.31	136,785.80	171,944.03	(108,469.60)	81,348.11	(180,495.57)	(328,355.87)	341,337.08	151,357.04	(37,597.39)	490,516.39	41,249.69	(67,258.86)	
Road & Bridge Cumulative Change for Periods Shown	1,958,172.16	692,380.85	555,575.05	383,631.02	492,100.62	410,752.51	591,246.08	919,603.95	578,266.87	426,909.83	464,507.22	(26,009.17)	(67,258.86)	
Overall Totals General / Road & Bridge M&O	19,654,338.33	13,887,301.85	11,841,794.67	10,671,669.71	9,282,315.45	7,653,409.91	8,551,072.54	9,837,992.33	10,700,777.24	10,144,452.78	9,196,247.19	7,225,289.18	5,557,559.80	5,260,095.16
Overall Over/(Under) Prior Period	5,767,036.48	2,045,507.18	1,170,124.96	1,389,354.26	1,628,905.54	(897,662.63)	(1,286,919.79)	(862,784.91)	556,324.46	948,205.59	1,970,958.01	1,667,729.38	297,464.64	
Overall Cumulative Change for Periods Shown	14,394,243.17	8,627,206.69	6,581,699.51	5,411,574.55	4,022,220.29	2,393,314.75	3,290,977.38	4,577,897.17	5,440,682.08	4,884,357.62	3,936,152.03	1,965,194.02	297,464.64	

GILLESPIE COUNTY, TEXAS
STATEMENT OF
Fund Cash/Investment Balances of County Funds
Managed by County Treasurer

Reporting Period for Maintenance & Operating, COB/GOB Operating & I&S, Special Revenue, Special Revenue..Grants, Trust and Agency	FY2017	FY2016	FY2015	FY2014	FY2013	FY2012	FY2011	FY2010	FY2009	FY2008	FY2007	FY2006	FY2005	FY2004	FY2003	FY2002
October	16,272,543.01	14,616,600.12	17,978,164.94	25,230,555.83	8,816,582.93	9,537,288.92	10,782,786.00	11,614,108.61	10,952,885.50	9,958,440.67	7,952,494.30	6,412,175.43	5,710,864.59	5,339,657.00	5,562,776.43	5,033,726.92
November	16,757,237.98	14,967,969.47	17,265,750.38	24,953,535.22	8,890,316.88	9,228,798.73	10,570,060.92	11,537,538.96	10,498,889.31	10,152,409.10	8,025,261.13	6,492,254.19	5,815,771.82	5,220,602.83	5,513,508.58	4,915,333.89
December	18,910,143.59	17,966,511.65	18,099,680.09	26,637,026.05	11,373,696.92	10,169,466.12	11,532,479.69	12,910,952.83	11,682,933.59	10,684,794.29	8,972,555.93	7,597,535.16	6,569,101.79	5,773,095.57	6,725,293.46	5,464,922.96
January	23,410,597.59	21,039,628.80	21,177,485.65	28,516,107.73	13,685,971.08	13,393,446.13	14,318,444.26	15,498,047.87	14,366,261.90	13,481,253.20	11,165,036.24	9,488,659.54	8,523,475.25	7,456,134.19	7,390,382.57	6,921,671.85
February	25,511,306.05	22,828,117.19	22,683,610.22	29,162,422.51	14,892,438.88	14,337,413.69	15,203,602.68	15,956,038.21	15,735,998.80	14,555,820.37	12,335,852.17	10,433,012.87	9,341,225.17	8,739,837.04	8,067,857.08	7,169,069.03
March	24,727,851.29	22,133,022.22	21,915,869.23	28,011,622.33	14,353,262.89	13,961,224.66	14,605,425.43	15,787,975.99	15,568,191.69	14,421,603.69	12,279,235.33	10,316,847.09	9,342,261.49	8,166,505.99	7,877,519.02	6,846,516.10
April	24,068,056.00	21,311,930.04	19,863,672.60	26,965,965.28	14,036,410.76	13,204,240.38	14,182,107.24	14,911,731.87	15,332,630.30	14,171,385.04	12,168,084.51	10,225,221.29	9,153,636.99	7,706,537.20	7,632,850.74	6,879,522.09
May	23,610,457.32	20,969,598.11	19,534,757.94	25,202,625.86	13,381,534.31	12,853,474.81	13,180,018.23	14,443,624.89	14,826,308.29	13,675,832.00	11,856,634.81	10,019,168.98	9,181,379.67	7,645,857.66	7,396,585.22	6,758,604.54
June	22,729,570.69	20,190,779.78	18,530,454.23	23,610,769.72	27,806,922.21	11,927,636.15	12,450,284.14	13,583,948.59	14,202,648.08	13,175,542.95	11,508,032.29	9,433,093.74	8,832,285.06	7,186,622.71	7,107,557.40	6,426,986.33
July		19,259,464.27	17,462,407.18	21,673,344.14	26,973,808.70	11,234,719.43	11,652,419.87	13,105,834.49	13,620,954.46	12,336,729.42	11,412,064.22	9,030,022.51	8,376,255.12	6,807,050.38	6,620,898.14	6,217,837.20
August		18,177,957.02	16,349,354.15	19,928,413.83	25,790,313.41	10,192,089.49	11,033,361.48	12,483,092.82	12,578,256.55	11,932,892.72	10,883,175.64	8,667,571.59	7,898,769.17	6,509,004.74	5,964,701.17	5,922,921.90
September		17,394,230.12	15,336,745.28	18,465,597.00	25,364,538.77	9,249,883.17	10,060,273.87	11,399,750.14	12,236,834.57	11,640,132.20	10,474,427.70	8,299,421.01	6,600,165.99	5,886,940.47	5,731,396.90	5,654,746.62
					GOB Series 2013 Jail Construction Project, bond funding accounted for sudden increase in balance ... LL											
FY Monthly Average	21,777,529.28	19,237,984.07	18,849,829.32	24,863,165.46	17,113,816.48	11,607,473.47	12,464,271.98	13,602,720.44	13,466,899.42	12,515,569.64	10,752,737.86	8,867,915.28	7,945,432.68	6,869,820.48	6,799,277.23	6,184,321.62
Current Reported Month and Fiscal Year To Date																
Over / (Under)																
Same Month Prior Year	2,538,790.91															
Prior Fiscal Year End	5,335,340.57	2,057,484.84	(3,128,851.72)	(6,898,941.77)	16,114,655.60	(810,390.70)	(1,339,476.27)	(837,084.43)	596,702.37	1,165,704.50	2,175,006.69	1,699,255.02	713,225.52	155,543.57	76,650.28	1,570,570.21

GILLESPIE COUNTY, TEXAS
STATEMENT OF
Fund Cash/Investment Balances of County Funds
Managed by County Treasurer

FY2001	FY2000	FY1999	FY1998	FY1997	FY1996	FY1995	FY1994	FY1993	FY1992	FY1991	F1990	FY1989	FY1988	FY1987	FY1986	FY1985	Monthly Average All Years	Reporting Period for Maintenance & Operating, COB/GOB, Operating & I&S, Special Revenue, Grants, Trust and Agency
4,347,101.24	4,138,349.94	2,869,048.51	2,322,043.99	1,853,442.32	1,554,442.37	1,968,633.68	1,677,992.97	1,738,021.70	1,766,907.01	1,656,979.55	1,479,994.82	1,489,873.32	773,740.58	785,053.51	551,992.07	792,093.37	6,167,798.85	October
4,073,098.62	3,944,234.24	2,806,697.13	2,287,658.80	1,738,403.49	1,588,939.20	2,054,228.71	1,872,272.98	1,664,926.42	1,867,311.17	1,738,597.34	1,603,024.84	1,422,802.33	793,137.76	666,242.80	494,761.58	623,030.66	6,122,563.86	November
4,553,826.12	4,285,123.56	3,467,225.42	2,370,460.19	2,015,412.36	1,553,702.23	2,102,455.14	2,004,156.61	1,927,643.72	2,009,086.57	2,071,100.64	1,749,440.24	1,522,220.64	794,004.97	638,401.65	515,396.75	592,516.53	6,825,526.15	December
5,917,064.54	5,211,901.34	4,747,606.42	3,294,281.32	2,843,260.54	2,472,762.49	2,546,555.58	2,422,956.29	2,234,617.11	2,447,087.69	2,241,349.45	2,187,618.39	1,886,694.05	1,176,726.03	895,393.31	987,264.23	911,641.21	8,310,829.81	January
6,421,291.43	5,911,367.71	5,322,878.29	3,993,869.93	3,407,005.87	2,960,651.56	2,960,114.57	2,786,604.82	2,577,390.38	2,873,613.36	2,643,751.97	2,515,707.05	2,279,290.31	1,697,770.08	1,530,430.47	1,707,926.04	1,288,936.99	9,085,824.93	February
6,255,513.63	5,804,576.79	5,276,473.40	3,867,713.74	3,383,796.71	2,916,434.18	2,701,020.25	2,817,055.25	2,446,335.40	2,811,958.62	2,589,532.80	2,424,636.02	2,300,423.71	1,879,466.93	1,572,385.72	1,654,964.77	1,261,996.19	8,856,946.02	March
6,165,584.41	5,611,303.40	5,147,026.03	3,856,248.10	3,370,510.51	2,844,956.24	2,603,667.16	2,814,731.50	2,446,965.20	2,846,044.26	2,647,946.48	2,446,382.46	2,354,485.13	1,884,438.19	1,647,314.57	1,771,308.72	1,360,124.93	8,594,939.99	April
5,872,305.69	5,597,496.54	5,145,729.29	3,729,564.69	3,275,787.89	2,651,158.09	2,420,785.62	2,795,038.54	2,614,500.86	2,664,830.17	2,595,986.23	2,402,307.66	2,282,817.61	1,897,795.66	1,472,593.18	1,691,409.95	1,210,356.42	8,328,997.78	May
5,398,788.82	5,229,130.33	4,896,201.25	3,531,314.01	2,987,283.92	2,535,222.99	2,084,641.35	2,586,555.11	2,371,095.71	2,474,786.80	2,436,392.72	2,319,796.07	2,217,931.41	1,815,598.58	1,439,656.15	1,651,635.17	1,129,347.73	8,357,833.70	June
4,751,943.98	5,019,100.05	4,695,468.93	3,445,413.11	2,962,321.73	2,375,375.37	2,030,459.33	2,324,665.35	2,086,490.66	2,166,748.69	2,373,369.73	2,247,875.53	2,067,556.08	1,770,363.23	1,314,952.63	1,548,746.47	998,709.28	7,498,855.30	July
4,309,221.50	4,875,181.07	4,508,722.39	3,369,985.56	2,786,747.61	2,218,481.28	1,819,617.83	2,263,605.13	2,029,973.96	2,078,961.54	2,158,156.49	1,995,691.66	1,950,450.56	1,733,930.99	1,181,205.11	1,466,150.68	824,648.71	7,058,831.49	August
4,084,176.41	4,575,232.89	4,394,094.37	3,208,449.92	2,590,681.06	2,098,133.77	1,584,937.70	2,069,733.13	1,872,419.95	1,917,213.24	2,014,947.50	1,766,243.49	1,643,269.78	1,541,576.26	770,951.77	839,823.87	671,522.07	6,607,452.84	September
5,179,159.70	5,016,916.49	4,439,764.29	3,273,083.61	2,767,887.83	2,314,188.31	2,239,759.74	2,369,613.97	2,167,531.76	2,327,045.76	2,264,009.24	2,094,893.19	1,951,484.58	1,479,879.11	1,159,548.41	1,240,115.03	972,077.01		
(491,056.48)	181,138.52	1,185,644.45	617,768.86	492,547.29	513,196.07	(484,795.43)	197,313.18	(44,793.29)	(97,734.26)	248,704.01	122,973.71	101,693.52	770,624.49	(68,872.10)	168,301.80			

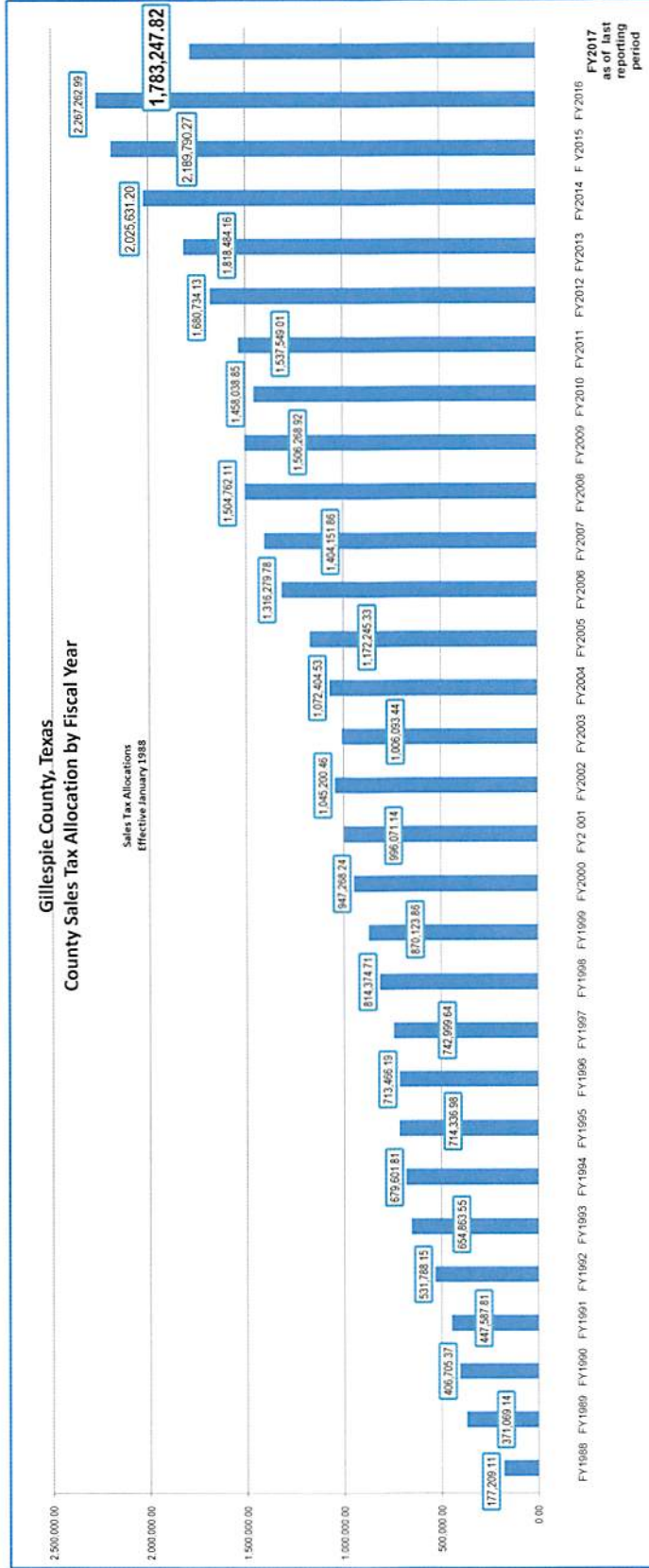
NOTE: Rollback election held
April 05, 1996 ... rollback passed

GILLESPIE COUNTY, TEXAS
COUNTY SALES TAX ALLOCATION SUMMARY
March 1988 through FY2017

Period Tax Allocation Received	FY1988	FY1989	FY1990	FY1991	FY1992	FY1993	FY1994	FY1995	FY1996	FY1997	FY1998	FY1999	FY2000	FY2001	FY2002	FY2003	FY2004	FY2005
October	22,614.86	26,581.55	33,537.36	30,992.75	41,801.10	49,891.91	82,743.15	58,486.86	52,039.59	54,937.86	50,951.69	65,241.66	66,665.34	75,743.16	81,976.96	77,478.63	82,681.54	
September and 3rd Quarter	43,215.06	44,231.67	43,279.83	50,014.92	55,881.19	64,445.89	64,104.87	61,441.85	62,637.05	66,939.70	74,731.00	69,172.12	86,097.63	88,692.77	87,008.90	94,471.11	103,544.31	
December	24,372.61	27,072.59	27,183.79	32,965.97	49,151.47	46,769.97	46,349.36	49,676.22	60,611.06	60,993.07	70,326.26	85,955.47	70,180.00	82,667.48	77,782.13	84,302.14	87,745.88	
January	23,143.13	28,570.51	34,886.95	33,040.99	47,672.78	61,026.80	58,115.99	55,693.53	56,392.42	60,499.63	58,712.49	79,145.12	77,326.63	85,504.02	80,568.74	80,680.57	92,483.12	
February	55,088.79	55,601.40	56,692.45	64,014.68	85,296.84	86,415.96	79,879.42	75,116.79	82,205.56	94,754.60	105,116.56	99,795.36	104,689.49	112,735.48	104,087.24	115,871.28	121,222.18	
December, 4th Quarter, Yearly	10,048.12	19,376.35	22,842.31	27,786.80	42,841.80	37,823.28	44,989.12	55,964.23	49,941.44	54,150.75	58,367.91	72,738.72	61,652.97	77,471.73	65,204.25	71,784.27	85,739.86	
March	13,766.26	18,223.31	22,431.61	26,567.86	42,007.16	42,480.30	69,059.85	45,858.42	50,129.00	45,435.42	53,515.01	59,649.70	66,084.12	69,317.65	72,330.32	62,331.14	70,741.63	65,194.79
April	37,630.57	41,151.11	44,480.87	46,655.96	31,203.05	66,318.77	57,489.64	64,876.89	62,424.84	71,468.21	69,091.17	91,409.71	96,441.51	93,043.82	94,505.94	93,443.25	102,949.16	112,599.80
May	37,630.57	41,151.11	44,480.87	46,655.96	31,203.05	66,318.77	57,489.64	64,876.89	62,424.84	71,468.21	69,091.17	91,409.71	96,441.51	93,043.82	94,505.94	93,443.25	102,949.16	112,599.80
June	24,530.57	24,078.76	27,059.33	31,503.80	41,913.33	48,605.58	44,647.36	48,588.21	58,749.69	61,697.06	77,574.05	72,275.15	70,155.54	79,441.16	82,403.56	87,764.45	89,329.15	105,312.44
July	20,139.41	24,933.23	27,959.52	34,719.01	43,922.13	49,464.53	48,368.42	50,605.85	54,962.82	57,092.55	64,608.17	59,958.51	76,576.31	87,695.36	89,767.62	86,277.93	82,641.66	94,818.82
August	46,170.12	46,397.69	50,866.17	50,668.66	58,425.43	73,116.78	67,507.13	66,689.81	59,548.35	72,612.17	84,456.80	98,754.28	91,921.77	118,409.57	90,669.86	95,008.16	113,562.54	120,028.46
September	24,924.06	28,456.24	28,987.84	33,905.34	56,740.88	52,232.41	46,155.60	61,535.89	71,272.01	70,867.09	72,854.10	69,870.60	74,040.54	81,351.52	82,708.52	84,660.29	88,592.39	100,874.13
Total Per Year	177,209.11	371,069.14	406,705.37	447,587.81	531,788.15	654,863.55	679,601.81	714,336.98	713,466.19	742,999.84	814,374.71	870,123.86	947,268.24	996,071.14	1,045,200.46	1,006,093.44	1,072,404.53	1,172,245.33
Total All Years	177,209.11	548,278.25	954,983.62	1,402,571.43	1,934,359.58	2,589,223.13	3,268,824.94	3,983,161.92	4,696,628.11	5,439,627.75	6,254,002.46	7,124,126.32	8,071,394.56	9,007,465.70	10,112,666.16	11,118,759.60	12,191,164.13	13,363,409.46
Total Per Year	177,209.11	371,069.14	406,705.37	447,587.81	531,788.15	654,863.55	679,601.81	714,336.98	713,466.19	742,999.84	814,374.71	870,123.86	947,268.24	996,071.14	1,045,200.46	1,006,093.44	1,072,404.53	1,172,245.33
Total All Years	177,209.11	548,278.25	954,983.62	1,402,571.43	1,934,359.58	2,589,223.13	3,268,824.94	3,983,161.92	4,696,628.11	5,439,627.75	6,254,002.46	7,124,126.32	8,071,394.56	9,007,465.70	10,112,666.16	11,118,759.60	12,191,164.13	13,363,409.46
\$ Inc / Dec Year	193,660.03	35,636.23	40,882.44	84,200.34	123,075.40	24,738.26	34,735.17	(870.79)	29,533.45	71,375.07	55,749.15	77,144.38	48,802.90	49,129.32	(39,107.02)	66,311.09	99,840.80	
% Inc / Dec Year	109.40%	9.60%	10.05%	18.81%	23.14%	3.78%	5.11%	-0.12%	4.14%	9.61%	8.87%	8.85%	5.15%	4.93%	-3.74%	6.59%	9.31%	
Calendar Year	0.00	267,411.64	378,752.42	412,820.54	463,560.47	558,648.27	669,137.56	711,691.42	690,744.53	719,148.96	750,582.57	827,513.03	894,484.16	950,041.96	1,020,031.58	1,044,665.04	1,015,577.33	1,090,124.38
Over Prior Year	267,411.64	111,340.78	34,068.12	50,739.93	95,087.80	110,489.29	42,553.86	(20,946.89)	28,404.43	31,433.61	76,930.46	66,971.13	55,557.80	69,989.62	24,833.46	(29,287.71)	74,547.05	
Allocations																		
CY1987																		
CY1988																		
CY1989																		
CY1990																		
CY1991																		
CY1992																		
CY1993																		
CY1994																		
CY1995																		
CY1996																		
CY1997																		
CY1998																		
CY1999																		
CY2000																		
CY2001																		
CY2002																		
CY2003																		
CY2004																		

GILLESPIE COUNTY, TEXAS
COUNTY SALES TAX ALLOCATION SUMMARY

March 1988 through FY2017



**GILLESPIE COUNTY, TEXAS
REPAYMENT OF ERRONEOUS RECEIPT OF SALES AND USE TAX**

**January 1997 Through October 2016
Paid Off September.2016**

	Year 1	Year 2	Year 3	Year 4	Year 5	Year 6	Year 7	Year 8	Year 9	Year 10	Year 11	Year 12	Year 13	Year 14	Year 15	Year 16	Year 17	Year 18	Year 19	Year 20	
	1997	1998	1999	2000	2001	2002	2003	2004	2005	2006	2007	2008	2009	2010	2011	2012	2013	2014	2015	2016	
Actual Balance At Year Start	211,870.02	201,276.54	190,683.06	180,089.58	169,496.10	158,902.62	148,309.14	137,715.66	127,122.18	116,528.70	105,935.22	95,341.74	84,748.26	74,154.78	63,561.30	52,967.82	42,374.34	31,780.86	21,187.38	10,593.90	
January	2,648.37	2,648.37	2,648.37	2,648.37	2,648.37	2,648.37	2,648.37	2,648.37	2,648.37	2,648.37	2,648.37	2,648.37	2,648.37	2,648.37	2,648.37	2,648.37	2,648.37	2,648.37	2,648.37	2,648.37	2,648.37
April	2,648.37	2,648.37	2,648.37	2,648.37	2,648.37	2,648.37	2,648.37	2,648.37	2,648.37	2,648.37	2,648.37	2,648.37	2,648.37	2,648.37	2,648.37	2,648.37	2,648.37	2,648.37	2,648.37	2,648.37	2,648.37
July	2,648.37	2,648.37	2,648.37	2,648.37	2,648.37	2,648.37	2,648.37	2,648.37	2,648.37	2,648.37	2,648.37	2,648.37	2,648.37	2,648.37	2,648.37	2,648.37	2,648.37	2,648.37	2,648.37	2,648.37	2,648.37
October	2,648.37	2,648.37	2,648.37	2,648.37	2,648.37	2,648.37	2,648.37	2,648.37	2,648.37	2,648.37	2,648.37	2,648.37	2,648.37	2,648.37	2,648.37	2,648.37	2,648.37	2,648.37	2,648.37	2,648.37	2,648.79
Total Remitted To Date	10,593.48	21,186.96	31,780.44	42,373.92	52,967.40	63,560.88	74,154.36	84,747.84	95,341.32	105,934.80	116,528.28	127,121.76	137,715.24	148,308.72	158,902.20	169,495.68	180,089.16	190,682.64	201,276.12	211,870.02	
Actual Balance To Date	201,276.54	190,683.06	180,089.58	169,496.10	158,902.62	148,309.14	137,715.66	127,122.18	116,528.70	105,935.22	95,341.74	84,748.26	74,154.78	63,561.30	52,967.82	42,374.34	31,780.86	21,187.38	10,593.90	(0.00)	
Projected Balance At Year End	201,276.54	190,683.06	180,089.58	169,496.10	158,902.62	148,309.14	137,715.66	127,122.18	116,528.70	105,935.22	95,341.74	84,748.26	74,154.78	63,561.30	52,967.82	42,374.34	31,780.86	21,187.38	10,593.90	0.00	

Gillespie County proposal of repayment (as outlined in letter of October 18, 1996) as accepted by State Comptroller ...
 Gillespie County will make 80 quarterly payments (due first of each month: January, April, July, and October)
 for 20 years beginning January 01, 1997:
 79 quarterly payments of \$2,648.37 each beginning on January 01, 1997 through July 01, 2016 and
 a final payment of \$2,648.79 on October 01, 2016 for a total of \$211,870.02.

Gillespie County, Texas
Hotel Occupancy Tax ... Quarterly Recaps
As of Period Ending June 30, 2017

	Collection/Remittance Period	Collections		Disbursements		Cash Balance
		HOT & P&I Interest Earnings	Convention & Visitors Bureau	Organizations etc		
FY2017	3rd Quarter 2017					
	Sub-Total	0.00	0.00	0.00	0.00	
FY2016	2nd Quarter 2017		130,827.26	166,071.00	131,648.00	531,328.22
	1st Quarter 2017		143,907.88		(755.93)	698,219.96
	4th Quarter 2016		111,214.19	166,071.00		553,556.15
	3rd Quarter 2016		142,319.44			608,412.96
	Sub-Total	65,234.70	528,268.77	332,142.00	130,892.07	
FY2015	2nd Quarter 2016		124,466.03	150,829.00	120,000.00	466,093.52
	1st Quarter 2016		128,625.32			612,456.49
	4th Quarter 2015		96,483.07	150,829.00		483,831.17
	3rd Quarter 2015		115,558.26		(881.94)	538,177.10
	Sub-Total	44,356.62	465,132.68	301,658.00	119,118.06	
FY2014	2nd Quarter 2015		120,944.22	127,742.50	118,000.00	421,736.90
	1st Quarter 2015		122,937.00			546,535.18
	4th Quarter 2014		104,239.90	127,742.50		423,598.18
	3rd Quarter 2014		120,711.31			447,100.78
	Sub-Total	95,347.43	468,832.43	255,485.00	118,000.00	
FY2013	2nd Quarter 2014		95,362.58	111,163.00	120,000.00	326,389.47
	1st Quarter 2014		92,050.01			462,189.89
	4th Quarter 2013		90,687.97	111,163.00		370,139.88
	3rd Quarter 2013		82,776.94			390,614.91
	Sub-Total	18,551.50	360,877.50	222,326.00	120,000.00	
FY2012	2nd Quarter 2013		82,927.36	96,357.50	80,000.00	307,837.97
	1st Quarter 2013		102,188.41			401,268.11
	4th Quarter 2012		56,763.25	96,357.50		299,079.70
	3rd Quarter 2012		69,377.43			338,673.95
	Sub-Total	38,541.45	311,256.45	192,715.00	80,000.00	
FY2011	2nd Quarter 2012		76,505.61	84,193.50	11,000.00	269,296.52
	1st Quarter 2012		67,043.98		69,000.00	287,984.41
	4th Quarter 2011		63,485.70	84,193.50		289,940.43
	3rd Quarter 2011		62,766.18			310,648.23
	Sub-Total	21,414.47	269,801.47	168,387.00	80,000.00	
FY2010	2nd Quarter 2011		60,050.07	80,530.57		247,882.05
	1st Quarter 2011		61,473.10		80,000.00	268,362.55
	4th Quarter 2010		47,182.38	80,530.57		286,889.45
	3rd Quarter 2010		67,036.85			320,237.64
	Sub-Total	(5,318.74)	235,742.40	161,061.14	80,000.00	
FY2009	2nd Quarter 2010		47,363.32	82,089.00	61,500.00	253,200.79
	1st Quarter 2010		67,910.43			349,426.47
	4th Quarter 2009		46,539.68	82,089.00		281,516.04
	3rd Quarter 2009		63,672.15			317,065.36
	Sub-Total	(192.42)	225,485.58	164,178.00	61,500.00	
FY2008	2nd Quarter 2009		55,182.22			253,393.21
	1st Quarter 2009		68,196.40	80,854.20		198,210.99
	4th Quarter 2008		43,834.09	80,854.20		210,868.79
	3rd Quarter 2008		75,474.18		15,000.00	247,888.90
	Sub-Total	65,978.49	242,686.89	161,708.40	15,000.00	
FY2007	2nd Quarter 2008		52,205.02	100,000.00		187,414.72
	1st Quarter 2008		62,603.17			235,209.70
	4th Quarter 2007		53,485.43			172,606.53
	3rd Quarter 2007		61,352.43			119,121.10
	Sub-Total	129,646.05	229,646.05	100,000.00	0.00	
FY2007	2nd Quarter 2007		57,271.57			57,768.67
	1st Quarter 2007		497.10	0.00	0.00	497.10
	Sub-Total	57,768.67	57,768.67	0.00	0.00	
	Sub-Total			2,059,660.54	804,510.13	
Totals All Years		Revenues	3,395,498.89		Net Cash Effect	531,328.22
		Expenditures	2,864,170.67			

GILLESPIE COUNTY, TEXAS

GOB Series 2010 Refunding Bonds ... December.2010
Post COB Series 2001 ... September.2001

Bond Redemptions & Interest Payment Schedule
February.2011 through February.2021

		Year 1	Year 2	Year 3	Year 4	Year 5	Year 6	Year 7	Year 8	Year 9	Year 10	Year 11		
		2011	2012	2013	2014	2015	2016	2017	2018	2019	2020	2021		
Actual Balance At Year Start		1,839,134.46	1,779,647.50	1,603,672.50	1,429,447.50	1,247,370.00	1,067,992.50	891,727.50					Actual Balance At Year Start	
February	bonds	35,000.00	140,000.00	140,000.00	150,000.00	150,000.00	150,000.00	155,000.00					bonds	February
	interest	6,079.46	18,407.50	17,567.50	16,657.50	15,420.00	13,957.50	12,307.50					interest	
August	bonds	0.00	0.00	0.00	0.00	0.00	0.00					bonds	August	
	interest	18,407.50	17,567.50	16,657.50	15,420.00	13,957.50	12,307.50					interest		
Total Remitted To Date		59,486.96	235,461.96	409,686.96	591,764.46	771,141.96	947,406.96	1,114,714.46	1,114,714.46	1,114,714.46	1,114,714.46	1,114,714.46	Total Remitted To Date	
Actual Balance To Date		1,779,647.50	1,603,672.50	1,429,447.50	1,247,370.00	1,067,992.50	891,727.50	724,420.00					Actual Balance To Date	
Projected Pymnt Per Year		59,486.96	175,975.00	174,225.00	182,077.50	179,377.50	176,265.00	177,677.50	178,540.00	178,865.00	178,670.00	177,975.00	Projected Pymnt Per Year	
Projected Balance At Year End		1,779,647.50	1,603,672.50	1,429,447.50	1,247,370.00	1,067,992.50	891,727.50	714,050.00	535,510.00	356,645.00	177,975.00	0.00	Projected Balance At Year End	

\$1,988,356.26	COB Series 2001 Debt Service on Refunded Bonds	\$1,590,000.00	Principal	\$1,590,000.00	Series 2010 Sources of Funds..Proceeds of Bonds
\$1,839,134.46	GOB Series 2010 Refunded Bonds	\$249,134.46	interest	\$38,746.50	Cost of Issuance
\$149,221.80	Net savings	\$1,839,134.46	GOB Series 2010, Refunding Bonds	\$1,551,253.50	Deposit to Escrow

Original Certificates of Obligation Bonds Series 2001 payments started February 2002
Series 2010 Refunding ... Interest and Bond Redemptions due February of each year starting February of 2011
Series 2010 Refunding ... Interest only due August of each year starting August of 2011

GILLESPIE COUNTY, TEXAS

GOB Series 2013 ... Jail Project

Bond Redemptions Interest Payment Schedule
February.2014 through February.2033

Schedule Bond Redemption & Interest Payment		Initial Receipt of Bonds June.2013	Year 1 2014	Year 2 2015	Year 3 2016	Year 4 2017	Year 5 2018	Year 6 2019	Year 7 2020	Year 8 2021	Year 9 2022	Year 10 2023
Projected Balances At Year Start		20,429,713.00	20,429,713.00	19,408,475.00	18,387,525.00	17,367,275.00	16,347,925.00	15,324,725.00	14,300,875.00	13,279,650.00	12,256,300.00	11,234,800.00
February	bonds	0.00	395,000.00	530,000.00	540,000.00	550,000.00	565,000.00	580,000.00	595,000.00	620,000.00	645,000.00	670,000.00
	interest	0.00	378,113.00	248,125.00	242,825.00	237,425.00	231,925.00	226,275.00	217,575.00	208,650.00	194,700.00	181,800.00
August	bonds	0.00	0.00	0.00	0.00	0.00	0.00	0.00	0.00	0.00	0.00	0.00
	interest	0.00	248,125.00	242,825.00	237,425.00	231,925.00	226,275.00	217,575.00	208,650.00	194,700.00	181,800.00	168,400.00
		0.00	1,021,238.00	1,020,950.00	1,020,250.00	1,019,350.00	1,023,200.00	1,023,850.00	1,021,225.00	1,023,350.00	1,021,500.00	1,020,200.00
Projected Total Remittance		0.00	1,021,238.00	2,042,188.00	3,062,438.00	4,081,788.00	5,104,988.00	6,128,838.00	7,150,063.00	8,173,413.00	9,194,913.00	10,215,113.00
Project Balances At Year End		20,429,713.00	19,408,475.00	18,387,525.00	17,367,275.00	16,347,925.00	15,324,725.00	14,300,875.00	13,279,650.00	12,256,300.00	11,234,800.00	10,214,600.00
Bonds Issued June 2014												
Principal and Interest payments due February of each year starting February of 2014												
Interest only payments due August of each year starting August of 2014												

Outstanding Tax Secured Debt		Initial Receipt of Bonds June.2013	Year 1 2014	Year 2 2015	Year 3 2016	Year 4 2017	Year 5 2018	Year 6 2019	Year 7 2020	Year 8 2021	Year 9 2022	Year 10 2023
Balances At Year Start		20,429,713.00	20,429,713.00	19,408,475.50	18,387,525.50	17,367,275.50						
February	bonds	0.00	395,000.00	530,000.00	540,000.00	550,000.00						
	interest	0.00	378,112.50	248,125.00	242,825.00	237,425.00						
August	bonds	0.00	0.00	0.00	0.00							
	interest	0.00	248,125.00	242,825.00	237,425.00							
Total Annual Remittances		0.00	1,021,237.50	1,020,950.00	1,020,250.00	787,425.00						
Total Remittances To Date		0.00	1,021,237.50	2,042,187.50	3,062,437.50	3,849,862.50						

GILLESPIE COUNTY, TEXAS

GOB Series 2013 ... Jail Project

Bond Redemptions Interest Payment Schedule
February, 2014 through February, 2033

Schedule Bond Redemption & Interest Payment	Year 11 2024	Year 12 2025	Year 13 2026	Year 14 2027	Year 15 2028	Year 16 2029	Year 17 2030	Year 18 2031	Year 19 2032	Year 20 2033
Projected Balances At Year Start	10,214,600.00	9,191,800.00	8,172,500.00	7,152,800.00	6,129,000.00	5,107,400.00	4,084,300.00	3,061,100.00	2,039,200.00	1,020,000.00
February bonds	700,000.00	725,000.00	755,000.00	790,000.00	820,000.00	855,000.00	890,000.00	925,000.00	960,000.00	1,000,000.00
February interest	168,400.00	154,400.00	139,900.00	124,800.00	109,000.00	92,600.00	75,500.00	57,700.00	39,200.00	20,000.00
August bonds	0.00	0.00	0.00	0.00	0.00	0.00	0.00	0.00	0.00	0.00
August interest	154,400.00	139,900.00	124,800.00	109,000.00	92,600.00	75,500.00	57,700.00	39,200.00	20,000.00	0.00
	1,022,800.00	1,019,300.00	1,019,700.00	1,023,800.00	1,021,600.00	1,023,100.00	1,023,200.00	1,021,900.00	1,019,200.00	1,020,000.00
Projected Total Remittance	11,237,913.00	12,257,213.00	13,276,913.00	14,300,713.00	15,322,313.00	16,345,413.00	17,368,613.00	18,390,513.00	19,409,713.00	20,429,713.00
Project Balances At Year End	9,191,800.00	8,172,500.00	7,152,800.00	6,129,000.00	5,107,400.00	4,084,300.00	3,061,100.00	2,039,200.00	1,020,000.00	0.00
Bonds Issued June, 2014										
Principal and interest payments due February of each year starting February of 2014										
Interest only payments due August of each year starting August of 2014										

Outstanding Tax Secured Debt	Year 11 2024	Year 12 2025	Year 13 2026	Year 14 2027	Year 15 2028	Year 16 2029	Year 17 2030	Year 18 2031	Year 19 2032	Year 20 2033
Balances At Year Start										
February bonds										
February interest										
August bonds										
August interest										
Total Annual Remittances										
Total Remittances To Date										

GILLESPIE COUNTY, TEXAS
Capital Assets Lease/Purchase ... Contract 6451, September.2013
Road & Bridge Departments

PROJECTED Payments

PROJECTED	FY2016			FY2017			FY2018			FY2019		
	Total Payment	Principal	Interest	Total Payment	Principal	Interest	Total Payment	Principal	Interest	Total Payment	Principal	Interest
Balance At Year Start	193,399.52			135,747.04			73,094.56			10,442.08		
October	5,221.04	5,221.04		5,221.04	5,221.04		5,221.04	5,221.04		5,221.04	5,187.70	33.34
principal/interest	4,622.79	598.25		4,803.90	417.14		4,982.12	28.92		5,221.04		
November	5,221.04	5,221.04		5,221.04	5,221.04		5,221.04	5,221.04		5,221.04		
principal/interest	4,637.62	583.42		4,819.31	401.73		5,008.13	212.91		5,204.37		16.67
December	5,221.04	5,221.04		5,221.04	5,221.04		5,221.04	5,221.04		5,221.04		
principal/interest	4,652.49	567.55		4,819.31	401.73		5,024.20	196.84		5,221.04		
January	5,221.04	5,221.04		5,221.04	5,221.04		5,221.04	5,221.04		5,221.04		
principal/interest	4,667.42	553.62		4,834.77	386.27		5,040.31	180.73		5,221.04		
February	5,221.04	5,221.04		5,221.04	5,221.04		5,221.04	5,221.04		5,221.04		
principal/interest	4,682.39	538.65		4,858.84	355.20		5,056.48	164.56		5,221.04		
March	5,221.04	5,221.04		5,221.04	5,221.04		5,221.04	5,221.04		5,221.04		
principal/interest	4,697.41	523.63		4,881.45	339.59		5,072.70	148.34		5,221.04		
April	5,221.04	5,221.04		5,221.04	5,221.04		5,221.04	5,221.04		5,221.04		
principal/interest	4,712.48	508.56		4,897.11	323.93		5,088.97	132.07		5,221.04		
May	5,221.04	5,221.04		5,221.04	5,221.04		5,221.04	5,221.04		5,221.04		
principal/interest	4,727.59	493.45		4,912.82	308.22		5,105.30	115.74		5,221.04		
June	5,221.04	5,221.04		5,221.04	5,221.04		5,221.04	5,221.04		5,221.04		
principal/interest	4,742.76	478.28		4,928.57	292.47		5,121.67	99.37		5,221.04		
July	5,221.04	5,221.04		5,221.04	5,221.04		5,221.04	5,221.04		5,221.04		
principal/interest	4,757.97	463.07		4,944.38	276.66		5,138.10	82.94		5,221.04		
August	5,221.04	5,221.04		5,221.04	5,221.04		5,221.04	5,221.04		5,221.04		
principal/interest	4,773.23	447.81		4,960.24	260.80		5,154.58	66.46		5,221.04		
September	5,221.04	5,221.04		5,221.04	5,221.04		5,221.04	5,221.04		5,221.04		
principal/interest	4,788.54	432.50		4,976.16	244.88		5,171.12	49.92		5,221.04		
Total Proposed Payments Per Year	62,652.48	62,652.48		62,652.48	62,652.48		62,652.48	10,442.08		62,652.48	10,442.08	0.00
Total Payments	56,462.69			58,674.83			60,973.68			103,922.07		50.01
Principal	6,189.79			6,674.83			6,973.68			103,922.07		
Interest	6,189.79			6,189.79			6,000.00			1,478.80		50.01
Projected Balance Year End	135,747.04			73,094.56			10,442.08					0.00

ACTUAL Payments

GILLESPIE COUNTY, TEXAS
Capital Assets Lease/Purchase ... Contract 6451, September.2013
Road & Bridge Departments

ACTUAL	FY2016			FY2017			FY2018			FY2019		
	Total Payment	Principal	Interest	Total Payment	Principal	Interest	Total Payment	Principal	Interest	Total Payment	Principal	Interest
Balance At Year Start	193,188.48			135,758.04								
October	5,221.04	5,221.04		5,221.04	5,221.04		5,221.04	5,221.04		5,221.04	5,221.04	
principal/interest	4,637.62	583.42		4,803.90	417.14		4,982.12	28.92		5,221.04		
November	5,220.04	5,220.04		5,221.04	5,221.04		5,221.04	5,221.04		5,221.04		
principal/interest	4,652.49	567.55		4,819.31	401.73		5,008.13	212.91		5,204.37		16.67
December	5,221.04	5,221.04		5,221.04	5,221.04		5,221.04	5,221.04		5,221.04		
principal/interest	4,667.42	553.62		4,834.77	386.27		5,040.31	180.73		5,221.04		
January	5,221.04	5,221.04		5,221.04	5,221.04		5,221.04	5,221.04		5,221.04		
principal/interest	4,682.39	538.65		4,858.84	355.20		5,056.48	164.56		5,221.04		
February	5,221.04	5,221.04		5,221.04	5,221.04		5,221.04	5,221.04		5,221.04		
principal/interest	4,697.41	523.63		4,881.45	339.59		5,072.70	148.34		5,221.04		
March	5,221.04	5,221.04		5,221.04	5,221.04		5,221.04	5,221.04		5,221.04		
principal/interest	4,712.48	508.56		4,897.11	323.93		5,088.97	132.07		5,221.04		
April	5,221.04	5,221.04		5,221.04	5,221.04		5,221.04	5,221.04		5,221.04		
principal/interest	4,727.59	493.45		4,912.82	308.22		5,105.30	115.74		5,221.04		
May	5,221.04	5,221.04		5,221.04	5,221.04		5,221.04	5,221.04		5,221.04		
principal/interest	4,742.76	478.28		4,928.57	292.47		5,121.67	99.37		5,221.04		
June	5,221.04	5,221.04		5,221.04	5,221.04		5,221.04	5,221.04		5,221.04		
principal/interest	4,742.76	478.28		4,928.57	292.47		5,121.67	99.37		5,221.04		
July	5,221.04	5,221.04		5,221.04	5,221.04		5,221.04	5,221.04		5,221.04		
principal/interest	4,757.97	463.07		4,944.38	276.66		5,138.10	82.94		5,221.04		
August	5,221.04	5,221.04		5,221.04	5,221.04		5,221.04	5,221.04		5,221.04		
principal/interest	4,773.23	447.81		4,960.24	260.80		5,154.58	66.46		5,221.04		
September	5,221.04	5,221.04		5,221.04	5,221.04		5,221.04	5,221.04		5,221.04		
principal/interest	4,788.54	432.50		4,976.16	244.88		5,171.12	49.92		5,221.04		
Total Current Date Payments as of	52,210.40	52,210.40		52,210.40	52,210.40		52,210.40	52,210.40		52,210.40	52,210.40	
Total Payments	57,430.44			57,430.44			57,430.44			57,430.44		
Principal	51,839.90			51,839.90			51,839.90			51,839.90		
Interest	5,590.54			5,590.54			5,590.54			5,590.54		
Balance as of Current Period	83,547.64			135,758.04			83,547.64					

GILLESPIE COUNTY, TEXAS
Public Property Finance ... Contract 6774, October 24, 2014
Sheriff Office ... Law Enforcement Radio System Upgrade

PROJECTED Payments

PROJECTED	FY2025			FY2024			FY2023			FY2022			FY2021			FY2020			FY2019			FY2018			FY2017			FY2016			FY2015			FY2014			FY2013			FY2012			FY2011			FY2010			FY2009			FY2008			FY2007			FY2006			FY2005			FY2004			FY2003			FY2002			FY2001			FY2000			FY1999			FY1998			FY1997			FY1996			FY1995			FY1994			FY1993			FY1992			FY1991			FY1990			FY1989			FY1988			FY1987			FY1986			FY1985			FY1984			FY1983			FY1982			FY1981			FY1980			FY1979			FY1978			FY1977			FY1976			FY1975			FY1974			FY1973			FY1972			FY1971			FY1970			FY1969			FY1968			FY1967			FY1966			FY1965			FY1964			FY1963			FY1962			FY1961			FY1960			FY1959			FY1958			FY1957			FY1956			FY1955			FY1954			FY1953			FY1952			FY1951			FY1950			FY1949			FY1948			FY1947			FY1946			FY1945			FY1944			FY1943			FY1942			FY1941			FY1940			FY1939			FY1938			FY1937			FY1936			FY1935			FY1934			FY1933			FY1932			FY1931			FY1930			FY1929			FY1928			FY1927			FY1926			FY1925			FY1924			FY1923			FY1922			FY1921			FY1920			FY1919			FY1918			FY1917			FY1916			FY1915			FY1914			FY1913			FY1912			FY1911			FY1910			FY1909			FY1908			FY1907			FY1906			FY1905			FY1904			FY1903			FY1902			FY1901			FY1900			FY1899			FY1898			FY1897			FY1896			FY1895			FY1894			FY1893			FY1892			FY1891			FY1890			FY1889			FY1888			FY1887			FY1886			FY1885			FY1884			FY1883			FY1882			FY1881			FY1880			FY1879			FY1878			FY1877			FY1876			FY1875			FY1874			FY1873			FY1872			FY1871			FY1870			FY1869			FY1868			FY1867			FY1866			FY1865			FY1864			FY1863			FY1862			FY1861			FY1860			FY1859			FY1858			FY1857			FY1856			FY1855			FY1854			FY1853			FY1852			FY1851			FY1850			FY1849			FY1848			FY1847			FY1846			FY1845			FY1844			FY1843			FY1842			FY1841			FY1840			FY1839			FY1838			FY1837			FY1836			FY1835			FY1834			FY1833			FY1832			FY1831			FY1830			FY1829			FY1828			FY1827			FY1826			FY1825			FY1824			FY1823			FY1822			FY1821			FY1820			FY1819			FY1818			FY1817			FY1816			FY1815			FY1814			FY1813			FY1812			FY1811			FY1810			FY1809			FY1808			FY1807			FY1806			FY1805			FY1804			FY1803			FY1802			FY1801			FY1800			FY1799			FY1798			FY1797			FY1796			FY1795			FY1794			FY1793			FY1792			FY1791			FY1790			FY1789			FY1788			FY1787			FY1786			FY1785			FY1784			FY1783			FY1782			FY1781			FY1780			FY1779			FY1778			FY1777			FY1776			FY1775			FY1774			FY1773			FY1772			FY1771			FY1770			FY1769			FY1768			FY1767			FY1766			FY1765			FY1764			FY1763			FY1762			FY1761			FY1760			FY1759			FY1758			FY1757			FY1756			FY1755			FY1754			FY1753			FY1752			FY1751			FY1750			FY1749			FY1748			FY1747			FY1746			FY1745			FY1744			FY1743			FY1742			FY1741			FY1740			FY1739			FY1738			FY1737			FY1736			FY1735			FY1734			FY1733			FY1732			FY1731			FY1730			FY1729			FY1728			FY1727			FY1726			FY1725			FY1724			FY1723			FY1722			FY1721			FY1720			FY1719			FY1718			FY1717			FY1716			FY1715			FY1714			FY1713			FY1712			FY1711			FY1710			FY1709			FY1708			FY1707			FY1706			FY1705			FY1704			FY1703			FY1702			FY1701			FY1700			FY1699			FY1698			FY1697			FY1696			FY1695			FY1694			FY1693			FY1692			FY1691			FY1690			FY1689			FY1688			FY1687			FY1686			FY1685			FY1684			FY1683			FY1682			FY1681			FY1680			FY1679			FY1678			FY1677			FY1676			FY1675			FY1674			FY1673			FY1672			FY1671			FY1670			FY1669			FY1668			FY1667			FY1666			FY1665			FY1664			FY1663			FY1662			FY1661			FY1660			FY1659			FY1658			FY1657			FY1656			FY1655			FY1654			FY1653			FY1652			FY1651			FY1650			FY1649			FY1648			FY1647			FY1646			FY1645			FY1644			FY1643			FY1642			FY1641			FY1640			FY1639			FY1638			FY1637			FY1636			FY1635			FY1634			FY1633			FY1632			FY1631			FY1630			FY1629			FY1628			FY1627			FY1626			FY1625			FY1624			FY1623			FY1622			FY1621			FY1620			FY1619			FY1618			FY1617			FY1616			FY1615			FY1614			FY1613			FY1612			FY1611			FY1610			FY1609			FY1608			FY1607			FY1606			FY1605			FY1604			FY1603			FY1602			FY1601			FY1600			FY1599			FY1598			FY1597			FY1596			FY1595			FY1594			FY1593			FY1592			FY1591			FY1590			FY1589			FY1588			FY1587			FY1586			FY1585			FY1584			FY1583			FY1582			FY1581			FY1580			FY1579			FY1578			FY1577			FY1576			FY1575			FY1574			FY1573			FY1572			FY1571			FY1570			FY1569			FY1568			FY1567			FY1566			FY1565			FY1564			FY1563			FY1562			FY1561			FY1560			FY1559			FY1558			FY1557			FY1556			FY1555			FY1554			FY1553			FY1552			FY1551			FY1550			FY1549			FY1548			FY1547			FY1546			FY1545			FY1544			FY1543			FY1542			FY1541			FY1540			FY1539			FY1538			FY1537			FY1536			FY1535			FY1534			FY1533			FY1532			FY1531			FY1530			FY1529			FY1528			FY1527			FY1526			FY1525			FY1524			FY1523			FY1522			FY1521			FY1520			FY1519			FY1518			FY1517			FY1516			FY1515			FY1514			FY1513			FY1512			FY1511			FY1510			FY1509			FY1508			FY1507			FY1506			FY1505			FY1504			FY1503			FY1502			FY1501			FY1500			FY1499			FY1498			FY1497			FY1496			FY1495			FY1494			FY1493			FY1492			FY1491			FY1490			FY1489			FY1488			FY1487			FY1486			FY1485			FY1484			FY1483			FY1482			FY1481			FY1480			FY1479			FY1478			FY1477			FY1476			FY1475			FY1474			FY1473			FY1472			FY1471			FY1470			FY1469			FY1468			FY1467			FY1466			FY1465			FY1464			FY1463			FY1462			FY1461			FY1460			FY1459			FY1458			FY1457			FY1456			FY1455			FY1454			FY1453			FY1452			FY1451			FY1450			FY1449			FY1448			FY1447			FY1446			FY1445			FY1444			FY1443			FY1442			FY1441			FY1440			FY1439			FY1438			FY1437			FY1436			FY1435			FY1434			FY1433			FY1432			FY1431			FY1430			FY1429			FY1428			FY1427			FY1426			FY1425			FY1424			FY1423			FY1422			FY1421			FY1420			FY1419			FY1418			FY1417			FY1416			FY1415			FY1414			FY1413			FY1412			FY1411			FY1410			FY1409			FY1408			FY1407			FY1406			FY1405			FY1404			FY1403			FY1402			FY1401			FY1400			FY1399			FY1398			FY1397			FY1396			FY1395			FY1394			FY1393			FY1392			FY1391			FY1390			FY1389			FY1388			FY1387			FY1386			FY1385			FY1384			FY1383			FY1382			FY1381			FY1380			FY1379			FY1378			FY1377			FY1376			FY1375			FY1374			FY1373			FY1372			FY1371			FY1370			FY1369			FY1368			FY1367			FY1366			FY1365			FY1364			FY1363			FY1362			FY1361			FY1360			FY1359			FY1358			FY1357			FY1356			FY1355			FY1354			FY1353			FY1352			FY1351			FY1350			FY1349			FY1348			FY1347			FY1346			FY1345			FY1344			FY1343			FY1342			FY1341			FY1340			FY1339			FY1338			FY1337			FY1336			FY1335			FY1334			FY1333			FY1332			FY1331			FY1330			FY1329			FY1328			FY1327			FY1326			FY1325			FY1324			FY1323			FY1322			FY1321			FY1320			FY1319			FY1318			FY1317			FY1316			FY1315			FY1314			FY1313			FY1312			FY1311			FY1310			FY1309			FY1308			FY1307			FY1306			FY1305			FY1304			FY1303			FY1302			FY1301			FY1300			FY1299			FY1298			FY1297			FY1296			FY1295			FY1294			FY1293			FY1292			FY1291			FY1290			FY1289			FY1288			FY1287			FY1286			FY1285			FY1284			FY1283			FY1282			FY1281			FY1280			FY1279			FY1278			FY1277			FY1276			FY1275			FY1274			FY1273			FY1272			FY1271			FY1270			FY1269			FY1268			FY1267			FY1266			FY1265			FY1264			FY1263			FY1262			FY1261			FY1260			FY1259			FY1258			FY1257			FY1256			FY1255			FY1254			FY1253			FY1252			FY1251			FY1250			FY1249			FY1248			FY1247			FY1246			FY1245			FY1244			FY1243			FY1242			FY1241			FY1240			FY1239			FY1238			FY1237			FY1236			FY1235			FY1234			FY1233			FY1232			FY1231			FY1230			FY1229			FY1228			FY1227			FY1226			FY1225			FY1224			FY1223			FY1222			FY1221			FY1220			FY1219			FY1218			FY1217			FY1216			FY1215			FY1214			FY1213			FY1212			FY1211			FY1210			FY1209			FY1208			FY1207			FY1206			FY1205			FY1204			FY1203			FY1202			FY1201			FY1200			FY1199			FY1198			FY1197			FY1196			FY1195			FY1194			FY1193			FY1192			FY1191			FY1190			FY1189			FY1188			FY1187			FY1186			FY1185			FY1184			FY1183			FY1182			FY1181			FY1180			FY1179			FY1178			FY1177			FY1176			FY1175			FY1174			FY1173			FY1172			FY1171			FY1170			FY1169			FY1168			FY1167			FY1166			FY1165			FY1164			FY1163			FY1162			FY1161			FY1160			FY1159			FY1158</		
-----------	--------	--	--	--------	--	--	--------	--	--	--------	--	--	--------	--	--	--------	--	--	--------	--	--	--------	--	--	--------	--	--	--------	--	--	--------	--	--	--------	--	--	--------	--	--	--------	--	--	--------	--	--	--------	--	--	--------	--	--	--------	--	--	--------	--	--	--------	--	--	--------	--	--	--------	--	--	--------	--	--	--------	--	--	--------	--	--	--------	--	--	--------	--	--	--------	--	--	--------	--	--	--------	--	--	--------	--	--	--------	--	--	--------	--	--	--------	--	--	--------	--	--	--------	--	--	--------	--	--	--------	--	--	--------	--	--	--------	--	--	--------	--	--	--------	--	--	--------	--	--	--------	--	--	--------	--	--	--------	--	--	--------	--	--	--------	--	--	--------	--	--	--------	--	--	--------	--	--	--------	--	--	--------	--	--	--------	--	--	--------	--	--	--------	--	--	--------	--	--	--------	--	--	--------	--	--	--------	--	--	--------	--	--	--------	--	--	--------	--	--	--------	--	--	--------	--	--	--------	--	--	--------	--	--	--------	--	--	--------	--	--	--------	--	--	--------	--	--	--------	--	--	--------	--	--	--------	--	--	--------	--	--	--------	--	--	--------	--	--	--------	--	--	--------	--	--	--------	--	--	--------	--	--	--------	--	--	--------	--	--	--------	--	--	--------	--	--	--------	--	--	--------	--	--	--------	--	--	--------	--	--	--------	--	--	--------	--	--	--------	--	--	--------	--	--	--------	--	--	--------	--	--	--------	--	--	--------	--	--	--------	--	--	--------	--	--	--------	--	--	--------	--	--	--------	--	--	--------	--	--	--------	--	--	--------	--	--	--------	--	--	--------	--	--	--------	--	--	--------	--	--	--------	--	--	--------	--	--	--------	--	--	--------	--	--	--------	--	--	--------	--	--	--------	--	--	--------	--	--	--------	--	--	--------	--	--	--------	--	--	--------	--	--	--------	--	--	--------	--	--	--------	--	--	--------	--	--	--------	--	--	--------	--	--	--------	--	--	--------	--	--	--------	--	--	--------	--	--	--------	--	--	--------	--	--	--------	--	--	--------	--	--	--------	--	--	--------	--	--	--------	--	--	--------	--	--	--------	--	--	--------	--	--	--------	--	--	--------	--	--	--------	--	--	--------	--	--	--------	--	--	--------	--	--	--------	--	--	--------	--	--	--------	--	--	--------	--	--	--------	--	--	--------	--	--	--------	--	--	--------	--	--	--------	--	--	--------	--	--	--------	--	--	--------	--	--	--------	--	--	--------	--	--	--------	--	--	--------	--	--	--------	--	--	--------	--	--	--------	--	--	--------	--	--	--------	--	--	--------	--	--	--------	--	--	--------	--	--	--------	--	--	--------	--	--	--------	--	--	--------	--	--	--------	--	--	--------	--	--	--------	--	--	--------	--	--	--------	--	--	--------	--	--	--------	--	--	--------	--	--	--------	--	--	--------	--	--	--------	--	--	--------	--	--	--------	--	--	--------	--	--	--------	--	--	--------	--	--	--------	--	--	--------	--	--	--------	--	--	--------	--	--	--------	--	--	--------	--	--	--------	--	--	--------	--	--	--------	--	--	--------	--	--	--------	--	--	--------	--	--	--------	--	--	--------	--	--	--------	--	--	--------	--	--	--------	--	--	--------	--	--	--------	--	--	--------	--	--	--------	--	--	--------	--	--	--------	--	--	--------	--	--	--------	--	--	--------	--	--	--------	--	--	--------	--	--	--------	--	--	--------	--	--	--------	--	--	--------	--	--	--------	--	--	--------	--	--	--------	--	--	--------	--	--	--------	--	--	--------	--	--	--------	--	--	--------	--	--	--------	--	--	--------	--	--	--------	--	--	--------	--	--	--------	--	--	--------	--	--	--------	--	--	--------	--	--	--------	--	--	--------	--	--	--------	--	--	--------	--	--	--------	--	--	--------	--	--	--------	--	--	--------	--	--	--------	--	--	--------	--	--	--------	--	--	--------	--	--	--------	--	--	--------	--	--	--------	--	--	--------	--	--	--------	--	--	--------	--	--	--------	--	--	--------	--	--	--------	--	--	--------	--	--	--------	--	--	--------	--	--	--------	--	--	--------	--	--	--------	--	--	--------	--	--	--------	--	--	--------	--	--	--------	--	--	--------	--	--	--------	--	--	--------	--	--	--------	--	--	--------	--	--	--------	--	--	--------	--	--	--------	--	--	--------	--	--	--------	--	--	--------	--	--	--------	--	--	--------	--	--	--------	--	--	--------	--	--	--------	--	--	--------	--	--	--------	--	--	--------	--	--	--------	--	--	--------	--	--	--------	--	--	--------	--	--	--------	--	--	--------	--	--	--------	--	--	--------	--	--	--------	--	--	--------	--	--	--------	--	--	--------	--	--	--------	--	--	--------	--	--	--------	--	--	--------	--	--	--------	--	--	--------	--	--	--------	--	--	--------	--	--	--------	--	--	--------	--	--	--------	--	--	--------	--	--	--------	--	--	--------	--	--	--------	--	--	--------	--	--	--------	--	--	--------	--	--	--------	--	--	--------	--	--	--------	--	--	--------	--	--	--------	--	--	--------	--	--	--------	--	--	--------	--	--	--------	--	--	--------	--	--	--------	--	--	--------	--	--	--------	--	--	--------	--	--	--------	--	--	--------	--	--	--------	--	--	--------	--	--	--------	--	--	--------	--	--	--------	--	--	--------	--	--	--------	--	--	--------	--	--	--------	--	--	--------	--	--	--------	--	--	--------	--	--	--------	--	--	--------	--	--	--------	--	--	--------	--	--	--------	--	--	--------	--	--	--------	--	--	--------	--	--	--------	--	--	--------	--	--	--------	--	--	--------	--	--	--------	--	--	--------	--	--	--------	--	--	--------	--	--	--------	--	--	--------	--	--	--------	--	--	--------	--	--	--------	--	--	--------	--	--	--------	--	--	--------	--	--	--------	--	--	--------	--	--	--------	--	--	--------	--	--	--------	--	--	--------	--	--	--------	--	--	--------	--	--	--------	--	--	--------	--	--	--------	--	--	--------	--	--	--------	--	--	--------	--	--	--------	--	--	--------	--	--	--------	--	--	--------	--	--	--------	--	--	--------	--	--	--------	--	--	--------	--	--	--------	--	--	--------	--	--	--------	--	--	--------	--	--	--------	--	--	--------	--	--	--------	--	--	--------	--	--	--------	--	--	--------	--	--	--------	--	--	--------	--	--	--------	--	--	--------	--	--	--------	--	--	--------	--	--	--------	--	--	--------	--	--	--------	--	--	--------	--	--	--------	--	--	--------	--	--	--------	--	--	--------	--	--	--------	--	--	--------	--	--	--------	--	--	--------	--	--	--------	--	--	--------	--	--	--------	--	--	--------	--	--	--------	--	--	--------	--	--	--------	--	--	--------	--	--	--------	--	--	--------	--	--	--------	--	--	--------	--	--	--------	--	--	--------	--	--	--------	--	--	--------	--	--	--------	--	--	--------	--	--	--------	--	--	--------	--	--	--------	--	--	--------	--	--	--------	--	--	--------	--	--	--------	--	--	--------	--	--	--------	--	--	--------	--	--	--------	--	--	--------	--	--	--------	--	--	--------	--	--	--------	--	--	--------	--	--	--------	--	--	--------	--	--	--------	--	--	--------	--	--	--------	--	--	--------	--	--	--------	--	--	--------	--	--	--------	--	--	--------	--	--	--------	--	--	--------	--	--	--------	--	--	--------	--	--	--------	--	--	--------	--	--	--------	--	--	--------	--	--	--------	--	--	--------	--	--	--------	--	--	--------	--	--	--------	--	--	--------	--	--	--------	--	--	--------	--	--	--------	--	--	--------	--	--	--------	--	--	--------	--	--	--------	--	--	--------	--	--	--------	--	--	--------	--	--	--------	--	--	--------	--	--	--------	--	--	--------	--	--	--------	--	--	--------	--	--	--------	--	--	--------	--	--	--------	--	--	--------	--	--	--------	--	--	--------	--	--	--------	--	--	--------	--	--	--------	--	--	--------	--	--	--------	--	--	--------	--	--	--------	--	--	--------	--	--	--------	--	--	--------	--	--	--------	--	--	--------	--	--	--------	--	--	--------	--	--	--------	--	--	--------	--	--	--------	--	--	--------	--	--	--------	--	--	--------	--	--	--------	--	--	--------	--	--	--------	--	--	--------	--	--	--------	--	--	--------	--	--	--------	--	--	--------	--	--	--------	--	--	--------	--	--	--------	--	--	--------	--	--	--------	--	--	--------	--	--	--------	--	--	--------	--	--	--------	--	--	--------	--	--	--------	--	--	--------	--	--	--------	--	--	--------	--	--	--------	--	--	--------	--	--	--------	--	--	--------	--	--	--------	--	--	--------	--	--	--------	--	--	--------	--	--	--------	--	--	--------	--	--	--------	--	--	--------	--	--	--------	--	--	--------	--	--	--------	--	--	--------	--	--	--------	--	--	--------	--	--	--------	--	--	--------	--	--	--------	--	--	--------	--	--	--------	--	--	--------	--	--	--------	--	--	--------	--	--	--------	--	--	--------	--	--	--------	--	--	--------	--	--	--------	--	--	--------	--	--	--------	--	--	--------	--	--	--------	--	--	--------	--	--	--------	--	--	--------	--	--	--------	--	--	--------	--	--	--------	--	--	--------	--	--	--------	--	--	--------	--	--	--------	--	--	--------	--	--	--------	--	--	--------	--	--	--------	--	--	--------	--	--	--------	--	--	--------	--	--	--------	--	--	--------	--	--	--------	--	--	--------	--	--	--------	--	--	--------	--	--	--------	--	--	--------	--	--	--------	--	--	--------	--	--	--------	--	--	--------	--	--	--------	--	--	--------	--	--	--------	--	--	--------	--	--	--------	--	--	--------	--	--	--------	--	--	--------	--	--	--------	--	--	--------	--	--	--------	--	--	--------	--	--	--------	--	--	--------	--	--	--------	--	--	--------	--	--	--------	--	--	--------	--	--	--------	--	--	--------	--	--	--------	--	--	--------	--	--	--------	--	--	--------	--	--	--------	--	--	--------	--	--	--------	--	--	--------	--	--	--------	--	--	--------	--	--	--------	--	--	--------	--	--	--------	--	--	--------	--	--	--------	--	--	--------	--	--	--------	--	--	--------	--	--	--------	--	--	--------	--	--	--------	--	--	--------	--	--	--------	--	--	--------	--	--	--------	--	--	--------	--	--	--------	--	--	--------	--	--	--------	--	--	--------	--	--	--------	--	--	--------	--	--	--------	--	--	--------	--	--	--------	--	--	--------	--	--	--------	--	--	--------	--	--	--------	--	--	--------	--	--	--------	--	--	--------	--	--	--------	--	--	--------	--	--	--------	--	--	--------	--	--	--------	--	--	--------	--	--	--------	--	--	--------	--	--	--------	--	--	--------	--	--	--------	--	--	--------	--	--	--------	--	--	--------	--	--	--------	--	--	--------	--	--	--------	--	--	--------	--	--	--------	--	--	--------	--	--	--------	--	--	--------	--	--	--------	--	--	--------	--	--	--------	--	--	--------	--	--	--------	--	--	--------	--	--	--------	--	--	--------	--	--	--------	--	--	--------	--	--	--------	--	--	--------	--	--	--------	--	--	--------	--	--	--------	--	--	--------	--	--	--------	--	--	--------	--	--	--------	--	--	--------	--	--	--------	--	--	--------	--	--	--------	--	--	--------	--	--	--------	--	--	--------	--	--	--------	--	--	--------	--	--	--------	--	--	--------	--	--	--------	--	--	--------	--	--	--------	--	--	--------	--	--	--------	--	--	--------	--	--	--------	--	--	--------	--	--	--------	--	--	--------	--	--	--------	--	--	--------	--	--	--------	--	--	--------	--	--	--------	--	--	--------	--	--	--------	--	--	--------	--	--	--------	--	--	--------	--	--	--------	--	--	--------	--	--	--------	--	--	--------	--	--	--------	--	--	--------	--	--	--------	--	--	--------	--	--	--------	--	--	--------	--	--	--------	--	--	--------	--	--	--------	--	--	--------	--	--	--------	--	--	--------	--	--	--------	--	--	--------	--	--	--------	--	--	--------	--	--	--------	--	--	--------	--	--	--------	--	--	--------	--	--	--------	--	--	--------	--	--	--------	--	--	--------	--	--	--------	--	--	--------	--	--	--------	--	--	--------	--	--	--------	--	--	--------	--	--	--------	--	--	--------	--	--	--------	--	--	--------	--	--	--------	--	--	--------	--	--	--------	--	--	--------	--	--	--------	--	--	--------	--	--	--------	--	--	--------	--	--	--------	--	--	--------	--	--	--------	--	--	--------	--	--	--------	--	--	--------	--	--	--------	--	--	--------	--	--	--------	--	--	--------	--	--	--------	--	--	--------	--	--	--------	--	--	--------	--	--	--------	--	--	--------	--	--	--------	--	--	--------	--	--	--------	--	--	--------	--	--	--------	--	--	--------	--	--	--------	--	--	--------	--	--	--------	--	--	--------	--	--	--------	--	--	--------	--	--	--------	--	--	--------	--	--	--------	--	--	--------	--	--	--------	--	--	--------	--	--	--------	--	--	--------	--	--	--------	--	--	--------	--	--	--------	--	--	--------	--	--	--------	--	--	--------	--	--	--------	--	--	--------	--	--	--------	--	--	--------	--	--	--------	--	--	--------	--	--	--------	--	--	--------	--	--	--------	--	--	--------	--	--	--------	--	--	--------	--	--	--------	--	--	--------	--	--	--------	--	--	--------	--	--	--------	--	--	--------	--	--	--------	--	--	--------	--	--	--------	--	--	--------	--	--	--------	--	--	--------	--	--	--------	--	--	--------	--	--	--------	--	--	--------	--	--	--------	--	--	--------	--	--	--------	--	--	--------	--	--	--------	--	--	--------	--	--	--------	--	--	--------	--	--	--------	--	--	--------	--	--	----------	--	--

GILLESPIE COUNTY, TEXAS
Public Property Finance ... Contract 6774, October 24, 2014
Sheriff Office ... Law Enforcement Radio System Upgrade

ACTUAL Payments

ACTUAL Payments	FY2016			FY2017			FY2018		
	Total Payment	Principal	Interest	Total Payment	Principal	Interest	Total Payment	Principal	Interest
Balance Year Start	623,572.07		555,003.71						
October	payment	5,714.03		5,714.03					
	principal/interest		4,141.76	1,572.27	4,291.13	1,422.90			
November	payment	5,714.03		5,714.03					
	principal/interest		4,154.01	1,560.02	4,303.81	1,410.22			
December	payment	5,714.03		5,714.03					
	principal/interest		4,166.29	1,547.74	4,316.54	1,397.49			
January	payment	5,714.03		5,714.03					
	principal/interest		4,178.61	1,535.42	4,329.30	1,384.73			
February	payment	5,714.03		5,714.03					
	principal/interest		4,190.96	1,523.07	4,342.10	1,371.93			
March	payment	5,714.03		5,714.03					
	principal/interest		4,203.35	1,510.68	4,354.94	1,359.09			
April	payment	5,714.03		5,714.03					
	principal/interest		4,215.78	1,498.25	4,367.82	1,346.21			
May	payment	5,714.03		5,714.03					
	principal/interest		4,228.25	1,485.78	4,380.73	1,333.30			
June	payment	5,714.03		5,714.03					
	principal/interest		4,240.75	1,473.28	4,393.68	1,320.35			
July	payment	5,714.03							
	principal/interest		4,253.29	1,460.74					
August	payment	5,714.03							
	principal/interest		4,265.86	1,448.17					
September	payment	5,714.03							
	principal/interest		4,278.48	1,435.55					
Total Payments Current Period									
Total Payments	68,568.36		51,426.27						
Principal		50,517.39	39,080.05						
Interest			18,050.97		12,346.22				
Balance Current Period									
	555,003.71		503,577.44						

County of Gillespie
 District Clerk Bond / Trust Recap
 October 2016 - September 2017
 Funds Managed by County Treasurer

Cause Description	Cause No	Initial Investment Value	Prior Interest												Current Year Interest	Cause Description	Released Investments	Current Balances	Current Interest	Total Interest		
			Adjusted Interest	TextPool Interest	Oct 2016	Nov 2016	Dec 2016	Jan 2017	Feb 2017	Mar 2017	Apr 2017	May 2017	Jun 2017	Jul 2017							Aug 2017	Sep 2017
Sonstegard / Curtis	2705	1,000.00	792.80	31.52	closed 05/2004transferred to District Clerk Acct 117													Sonstegard / Curtis	1,824.32	0.00	0.00	824.32
State v Montagino	4073	10,000.00	43.82	171.08	closed 04/2004													State v Montagino	10,214.90	0.00	0.00	214.90
State v Chow	4232	10,000.00		31.34	closed 05/2004transferred to District Clerk Acct 117													State v Chow	10,031.34	0.00	0.00	31.34
State v Loui	4233	10,000.00		25.50	closed 04/2004													State v Loui	10,025.50	0.00	0.00	25.50
State v Duecker	4261	20,000.00		33.03	closed 05/2004transferred to District Clerk Acct 117													State v Duecker	20,033.03	0.00	0.00	33.03
State v Duecker	4262	20,000.00		33.03	closed 05/2004transferred to District Clerk Acct 117													State v Duecker	20,033.03	0.00	0.00	33.03
Wheatcraft v Meier	6978	500.00	236.07	161.61	0.29	0.29	0.41	0.39	0.48	0.53	0.59	0.65							401.66			
Munsell Meier v Robinson	7227	1,000.00	390.71	254.33	closed 03/11/2008													Munsell Meier v Robinson	1,645.04	0.00	0.00	645.04
Pauls v Bird	8623	500.00	77.66	126.66	0.23	0.23	0.27	0.30	0.37	0.41	0.46	0.51							207.62			
Fruitt v Danes	8764	1,000.00	128.41	16.95	closed 02/2004													Fruitt v Danes	1,145.36	0.00	0.00	145.36
Darron (Investment)	8766	500.00		24.66	closed 10/2005													Darron (Investment)	524.66	0.00	0.00	24.66
Tin Star Ranch	9411	500.00	5.37	32.96	closed 02/03/2006													Tin Star Ranch	538.33	0.00	0.00	38.33
Heame & Phillips	9461	100.00	1.07	22.18	0.04	0.04	0.05	0.05	0.07	0.07	0.08	0.09							23.80			
Haggard v Schroeder	9666	500.00	1.19	110.00	0.20	0.20	0.24	0.26	0.32	0.36	0.40	0.44							113.89			
Staats v Tonn	9752	1,000.00		17.65	closed 12/2003													Staats v Tonn	1,017.65	0.00	0.00	17.65
Silver Deer v Senkbeil	10010	100.00	20.95	0.04	0.04	0.05	0.05	0.05	0.05	0.07	0.08	0.09							21.49			
Ankem v Woods & Schmidt	10154	1,000.00		55.01	closed 03/06/2006													Ankem v Woods & Schmidt	1,055.01	0.00	0.00	55.01
Sledge v Jones	10370	1,000.00	194.25	0.40	0.39	0.45	0.55	0.52	0.62	0.71	0.77	0.87							199.53			
Whitewood v Harrel	10373	100.00	19.47	0.04	0.04	0.05	0.05	0.05	0.06	0.07	0.08	0.09							20.00			
Ballard v Keidel	10412	1,000.00		4.31	closed 12/2004													Ballard v Keidel	1,004.31	0.00	0.00	4.31
Parker/Roscoe L	10522	23,800.00	2,639.22	2,639.22	closed 07/12/2007													Parker/Roscoe L	26,439.22	0.00	0.00	2,639.22
Harris v Fourton (dba Silver Deer)	10779	1,000.00	155.43	0.39	0.38	0.44	0.53	0.51	0.61	0.66	0.75	0.84							160.56			
Fonder v Salinas	10930	200.00	28.19	0.07	0.07	0.09	0.10	0.10	0.12	0.13	0.15	0.17							29.19			
City of Fbg v Penick	10970	274,045.00	118.40	118.40	closed 09/21/2006													City of Fbg v Penick	274,163.40	0.00	0.00	118.40
A J Waight v LCRA	11042	250.00	1.06	15.72	closed 07/20/2006													A J Waight v LCRA	251.06	0.00	0.00	1.06
Jenschke v Friedrich	11228	1,000.00	15.72	15.72	closed 06/01/2007													Jenschke v Friedrich	1,015.72	0.00	0.00	15.72
Quest Oil v Wallen and B&B Oil	11259	1,000.00	74.17	74.17	closed 03/24/2011													Quest Oil v Wallen and B&B Oil	1,074.17	0.00	0.00	74.17
Cornerstone v Parker	11336	1,000.00	55.93	0.34	0.35	0.41	0.48	0.45	0.56	0.62	0.68	0.77							60.59			
Irwin vs Irwin	11399	303,022.74	3,310.61	3,310.61	closed 06/07/2011													Irwin vs Irwin	306,333.35	0.00	0.00	3,310.61
Herb Venture v Varney	11703	250.00	4.85	0.08	0.08	0.10	0.12	0.11	0.13	0.15	0.17	0.19							5.98			
Dolezal vs Dolezal	11812	1,000.00		7.95	closed 10/2012													Dolezal vs Dolezal	1,007.95	0.00	0.00	7.95

County of Gillespie
 District Clerk Bond / Trust Recap
 October 2016 - September 2017
 Funds Managed by County Treasurer

Cause Description	Cause No	Initial Investment Face Value	Prior Interest		Current Year Interest												Released Investments	Current Balances	Current Interest	Total Interest
			Adjusted Interest	TrustPool Interest	Oct.2016	Nov.2016	Dec.2016	Jan.2017	Feb.2017	Mar.2017	Apr.2017	May.2017	Jun.2017	Jul.2017	Aug.2017	Sep.2017				
Bredemus and J&B Cheese v Just	11877	1,000.00		12.71	0.34	0.33	0.39	0.46	0.43	0.54	0.59	0.66	0.74			1,017.19	4.48	17.19		
Prause & Thompson v Bierschwale	11897	100.00		1.21	0.03	0.04	0.05	0.05	0.04	0.05	0.06	0.07	0.07			101.65	0.44	1.65		
Rutherford v Ralther & Kamp	11904	100.00		1.21	0.03	0.04	0.05	0.05	0.04	0.05	0.06	0.07	0.07			101.65	0.44	1.65		
Querner v Lester	11928A	1,000.00		4.78	0.34	0.33	0.39	0.46	0.43	0.52	0.60	0.66	0.63	closed 06 26 2017		1,009.14	4.36	9.14		
TexHillCo EmployeesC.U. vs Beckmann	12195	100.00		0.05	closed 01 19 2010											100.05	0.00	0.05		
Fulton v Coleman	12209	500.00		4.53	0.16	0.17	0.20	0.23	0.22	0.27	0.30	0.33	0.37			506.78	2.25	6.78		
IBT Int v Grammer	12228	115,000.00		130.48	closed 06 20 2014											115,130.48	0.00	130.48		
Ferrell vs Hall, Executor Estate of Klein, Deceased	12369	500.00		0.60	closed 12 27 2010											500.60	0.00	0.60		
Baby vs Doggett	12603	400.00		0.35	closed 02 14 2012											400.35	0.00	0.35		
Cover v Chase Bank	12964	100.00		0.41	0.03	0.03	0.04	0.05	0.04	0.05	0.06	0.07	0.07			100.65	0.44	0.65		
Balero v Federal Home Mortgage	13025	250.00		1.23	0.08	0.08	0.10	0.12	0.11	0.14	0.15	0.16	0.19			252.36	1.13	2.36		
LCRA vs TRT Ranch	13119	949,500.00		45.58	closed 09 10 2013											949,545.58	0.00	45.58		
LCRA vs Oehler	13120	195,000.00		9.36	closed 09 10 2013											195,000.36	0.00	9.36		
LCRA vs Wahnund	13121	177,000.00		8.49	closed 09 10 2013											177,008.49	0.00	8.49		
Collins, Estate of Smith v Bank of America	13203	500.00		2.34	0.16	0.16	0.20	0.23	0.22	0.27	0.29	0.33	0.37			504.57	2.23	4.57		
Whalley, et al vs Live Springs, et al	13291	500.00		2.11	0.16	0.16	0.20	0.23	0.22	0.27	0.29	0.33	0.37			504.34	2.23	4.34		
Bruce Kneese vs New York Life Insurance and Annuity Corp. et al	13320	951.17	opened 03 03 2014	0.30	closed 03 05 2015											951.47	0.00	0.30		
Hampton vs Spornhauer	13343	2,000.00	Claim ... case settled ... awaiting court order to release ... 03 03 2014	8.46	0.66	0.66	0.77	0.92	0.87	1.06	1.18	1.30	1.45			2,017.33	8.67	17.33		
Kernville Professional Properties LTD ... vs Friendship Village Owner's Assn, Inc ...	13640	500.00	opened 03 03 2014	1.77	0.16	0.16	0.19	0.23	0.22	0.27	0.29	0.33	0.36			503.98	2.21	3.98		
In the Matter of the Marriage of Roxanne L Pennington & Gerard M Pennington and in the Interest of Sarah Pennington & Matthew Pennington, Children	13683	500.00	opened 09 11 2014	159.13	closed 2015 06 11											501,143.62	0.00	159.13		
Berry vs Cardash	13859	500,984.49	opened 09 11 2014	17.24	1.64	1.66	1.92	2.31	2.19	2.65	2.95	3.25	3.65			503,946	22.22	39.46		
Berry vs Cardash ... TRO	13859TRC	5,000.00	opened 09 11 2014	587.17	closed 07 12 2007											5,039.46	0.00	587.17		
Roscoe L Parker Guardianship	10522(e)	7,500.00		67.71	closed 05 2004transferred to District Clerk Acct 117											8,087.17	0.00	8,087.17		
State v Farmer	3870A	4,000.00		126.19	closed 05 2004transferred to District Clerk Acct 117											4,572.49	0.00	4,572.49		
State v Farmer	3870B	1,000.00		92.83	closed 01 2005											1,146.08	0.00	1,146.08		
Dameron (trust)	8766(A)	26,278.61		26.278.61												26,371.44	0.00	26,371.44		
Totals		2,676,132.01		2,308.07	5.91	5.91	6.98	8.30	7.82	9.54	10.62	11.77	13.05	0.00	0.00	17,144.47	79.90	11,366.53		

County of Gillespie
County Clerk Holding Account Recap
 October 2016 -September 2017
 Funds Managed by County Treasurer

Cause	Investment Face	Prior Interest		Current Year Interest												Released Investment	Current Balances	Total Interest
		Adjusted	TextPool	TexPool Account														
	Value	Interest	Interest	Oct.2016	Nov.2016	Dec.2016	Jan.2017	Feb.2017	Mar.2017	Apr.2017	May.2017	Jun.2017	Jul.2017	Aug.2017	Sep.2017		FY2017	
Cause 9145 DoyleMichael J Guardianship additional funds added July 2013 of \$662.40 to original face of \$119,517.83 or \$120,200.23 principal	120,200.23	692.23		39.29	39.58	46.98	55.33	51.91	63.99	70.96	79.23	87.94				0.00	121,427.67	535.21
Cause 8132 Roscoe L Parker	7,500.00	97.71		04 2006 account closed ... case transferred to District Court												7,597.71	0.00	
Cause 8321 David Eugene Reynolds	100,000.00	11,872.07		closed 07.14.2008												111,872.07	0.00	
Investment Totals	107,500.00	0.00	12,662.01	39.29	39.58	46.98	55.33	51.91	63.99	70.96	79.23	87.94	0.00	0.00	0.00	119,469.78	121,427.67	635.21

GILLESPIE COUNTY TEXAS

Investment Performance Summary
Certificate of Deposits

Financial Institution	FY2017												Year To Date		
	Oct	Nov	Dec	Jan	Feb	Mar	Apr	May	Jun	Jul	Aug	Sep			
Texas Regional Bank eff 03.2017 formerly Blanco National Bank													Texas Regional Bank eff 03.2017 formerly Blanco National Bank		
Certificate of Deposits ... held at face value													Certificate of Deposits ... held at face value		
Amount of Investment	2,400,000	2,400,000	2,400,000	2,400,000	2,400,000	2,400,000	2,400,000	2,400,000	2,400,000	2,400,000	2,400,000	2,400,000	2,400,000	2,400,000	Average Investment
Average Interest Rate	0.4500	0.4500	0.4500	0.4500	0.4500	0.4500	0.5125	0.5417	0.5708					0.4806	Average Interest Rate
Earned Interest	887.76	917.28	887.76	917.28	912.34	833.42	917.28	1,011.01	1,104.14					8,388.27	Earned Interest
Security State Bank & Trust													Security State Bank & Trust		
Certificate of Deposits ... held at face value													Certificate of Deposits ... held at face value		
Amount of Investment	2,650,000	2,650,000	2,650,000	2,150,000	2,150,000	2,150,000	2,150,000	2,150,000	2,150,000	2,150,000	2,150,000	2,150,000	2,150,000	2,316,667	Average Investment
Average Interest Rate	0.3667	0.3667	0.3667	0.3688	0.3813	0.3813	0.3938	0.4000	0.4000					0.3806	Average Interest Rate
Earned Interest	782.91	834.46	807.57	834.46	684.74	628.24	704.92	736.74	730.39					6,744.43	Earned Interest

Financial Institution	FY2016												Year To Date		
	Oct	Nov	Dec	Jan	Feb	Mar	Apr	May	Jun	Jul	Aug	Sep			
Blanco National Bank													Blanco National Bank		
Certificate of Deposits ... held at face value													Certificate of Deposits ... held at face value		
Amount of Investment	2,400,000	2,400,000	2,400,000	2,400,000	2,400,000	2,400,000	2,400,000	2,400,000	2,400,000	2,400,000	2,400,000	2,400,000	2,400,000	2,400,000	Average Investment
Average Interest Rate	0.4500	0.4500	0.4500	0.4500	0.4500	0.4500	0.4500	0.4500	0.4500	0.4500	0.4500	0.4500	0.4500	0.4500	Average Interest Rate
Earned Interest	887.76	917.28	887.76	917.28	914.82	860.48	917.28	887.76	917.28	890.22	917.28	917.28	917.28	10,832.48	Earned Interest
Security State Bank & Trust													Security State Bank & Trust		
Certificate of Deposits ... held at face value													Certificate of Deposits ... held at face value		
Amount of Investment	2,650,000	2,650,000	2,650,000	2,650,000	2,650,000	2,650,000	2,650,000	2,650,000	2,650,000	2,650,000	2,650,000	2,650,000	2,650,000	2,650,000	Average Investment
Average Interest Rate	0.3500	0.3500	0.3500	0.3500	0.3500	0.3500	0.3500	0.3500	0.3500	0.3556	0.3556	0.3556	0.3556	0.3514	Average Interest Rate
Earned Interest	762.36	787.76	762.36	787.76	787.76	736.92	787.76	762.36	787.76	762.36	808.99	808.99	808.99	9,343.14	Earned Interest

Financial Institution	FY2015												Year To Date		
	Oct	Nov	Dec	Jan	Feb	Mar	Apr	May	Jun	Jul	Aug	Sep			
Blanco National Bank													Blanco National Bank		
Certificate of Deposits ... held at face value													Certificate of Deposits ... held at face value		
Amount of Investment	2,400,000	2,400,000	2,400,000	2,400,000	2,400,000	2,400,000	2,400,000	2,400,000	2,400,000	2,400,000	2,400,000	2,400,000	2,400,000	2,400,000	Average Investment
Average Interest Rate	0.4500	0.4500	0.4500	0.4500	0.4500	0.4500	0.4500	0.4500	0.4500	0.4500	0.4500	0.4500	0.4500	0.4500	Average Interest Rate
Earned Interest	887.76	917.28	887.76	917.28	912.34	833.42	916.05	890.22	917.28	887.76	917.28	917.28	917.28	10,801.71	Earned Interest
Security State Bank & Trust													Security State Bank & Trust		
Certificate of Deposits ... held at face value													Certificate of Deposits ... held at face value		
Amount of Investment	2,650,000	2,650,000	2,650,000	2,650,000	2,650,000	2,650,000	2,650,000	2,650,000	2,650,000	2,650,000	2,650,000	2,650,000	2,650,000	2,650,000	Average Investment
Average Interest Rate	0.3500	0.3500	0.3500	0.3500	0.3500	0.3500	0.3500	0.3500	0.3500	0.3500	0.3500	0.3500	0.3500	0.3500	Average Interest Rate
Earned Interest	762.36	787.63	762.36	787.63	786.80	712.48	787.76	762.36	787.76	762.36	787.76	787.76	787.76	9,275.02	Earned Interest

Financial Institution	FY2014												Year To Date		
	Oct	Nov	Dec	Jan	Feb	Mar	Apr	May	Jun	Jul	Aug	Sep			
Blanco National Bank													Blanco National Bank		
Certificate of Deposits ... held at face value													Certificate of Deposits ... held at face value		
Amount of Investment	2,400,000	2,400,000	2,400,000	2,400,000	2,400,000	2,400,000	2,400,000	2,400,000	2,400,000	2,400,000	2,400,000	2,400,000	2,400,000	2,400,000	Average Investment
Average Interest Rate	0.5333	0.5167	0.5042	0.4917	0.4875	0.4792	0.4583	0.4500	0.4500	0.4500	0.4500	0.4500	0.4500	0.4767	Average Interest Rate
Earned Interest	1,076.62	1,095.57	1,019.12	1,036.14	1,005.73	910.12	985.20	912.39	925.77	887.76	917.28	917.28	917.28	11,688.98	Earned Interest
Security State Bank & Trust													Security State Bank & Trust		
Certificate of Deposits ... held at face value													Certificate of Deposits ... held at face value		
Amount of Investment	2,650,000	2,650,000	2,650,000	2,650,000	2,650,000	2,650,000	2,650,000	2,650,000	2,650,000	2,650,000	2,650,000	2,650,000	2,650,000	2,650,000	Average Investment
Average Interest Rate	0.3889	0.3889	0.3889	0.3833	0.3722	0.3667	0.3611	0.3556	0.3556	0.3500	0.3500	0.3500	0.3500	0.3676	Average Interest Rate
Earned Interest	871.27	874.78	846.61	874.78	852.59	764.27	834.46	792.22	808.99	782.91	787.76	787.76	787.76	9,878.40	Earned Interest

GILLESPIE COUNTY TEXAS

Investment Performance Summary
Certificate of Deposits

Financial Institution	FY2013												Year To Date		
	Oct	Nov	Dec	Jan	Feb	Mar	Apr	May	Jun	Jul	Aug	Sep			
Blanco National Bank													Blanco National Bank		
Certificate of Deposits ... held at face value													Certificate of Deposits ... held at face value		
Amount of Investment	2,400,000	2,400,000	2,400,000	2,400,000	2,400,000	2,400,000	2,400,000	2,400,000	2,400,000	2,400,000	2,400,000	2,400,000	2,400,000	2,400,000	Average Investment
Average Interest Rate	0.6500	0.6458	0.6375	0.6250	0.6208	0.6125	0.6125	0.5833	0.5708	0.5583	0.5500	0.5471	0.5471	0.6011	Average Interest Rate
Earned Interest	1,282.08	1,324.80	1,273.86	1,299.33	1,267.84	1,148.97	1,248.39	1,167.00	1,188.96	1,125.91	1,146.51	1,129.53	1,129.53	14,603.18	Earned Interest
Security State Bank & Trust													Security State Bank & Trust		
Certificate of Deposits ... held at face value													Certificate of Deposits ... held at face value		
Amount of Investment	2,650,000	2,650,000	2,650,000	2,650,000	2,650,000	2,650,000	2,650,000	2,650,000	2,650,000	2,650,000	2,650,000	2,650,000	2,650,000	2,650,000	Average Investment
Average Interest Rate	0.4778	0.4778	0.4778	0.4667	0.4444	0.4333	0.4333	0.4111	0.4111	0.4000	0.4000	0.4000	0.4000	0.4361	Average Interest Rate
Earned Interest	1,089.06	1,074.40	1,039.75	1,074.40	1,030.84	917.83	993.69	920.58	942.72	912.36	900.25	900.25	900.25	11,796.13	Earned Interest

Financial Institution	FY2012												Year To Date		
	Oct	Nov	Dec	Jan	Feb	Mar	Apr	May	Jun	Jul	Aug	Sep			
Blanco National Bank													Blanco National Bank		
Certificate of Deposits ... held at face value													Certificate of Deposits ... held at face value		
Amount of Investment	2,400,000	2,400,000	2,400,000	2,400,000	2,400,000	2,400,000	2,400,000	2,400,000	2,400,000	2,400,000	2,400,000	2,400,000	2,400,000	2,400,000	Average Investment
Average Interest Rate	0.8458	0.8083	0.7833	0.7458	0.7333	0.7167	0.6750	0.6583	0.6500	0.6500	0.6500	0.6500	0.6500	0.7139	Average Interest Rate
Earned Interest	1,693.08	1,724.02	1,598.55	1,596.62	1,516.62	1,401.92	1,460.72	1,331.40	1,341.79	1,282.08	1,324.80	1,324.80	1,324.80	17,596.40	Earned Interest
Security State Bank & Trust													Security State Bank & Trust		
Certificate of Deposits ... held at face value													Certificate of Deposits ... held at face value		
Amount of Investment	2,650,000	2,650,000	2,650,000	2,650,000	2,650,000	2,650,000	2,650,000	2,650,000	2,650,000	2,650,000	2,650,000	2,650,000	2,650,000	2,650,000	Average Investment
Average Interest Rate	0.7222	0.7222	0.7222	0.6889	0.6222	0.5889	0.5556	0.5222	0.5222	0.5000	0.5000	0.5000	0.5000	0.5972	Average Interest Rate
Earned Interest	1,800.00	1,605.23	1,553.43	1,605.23	1,477.83	1,334.81	1,363.18	1,195.90	1,210.30	1,171.25	1,125.37	1,125.37	1,125.37	16,567.90	Earned Interest

Financial Institution	FY2011												Year To Date		
	Oct	Nov	Dec	Jan	Feb	Mar	Apr	May	Jun	Jul	Aug	Sep			
Blanco National Bank													Blanco National Bank		
Certificate of Deposits ... held at face value													Certificate of Deposits ... held at face value		
Amount of Investment	2,400,000	2,400,000	2,400,000	2,400,000	2,400,000	2,400,000	2,400,000	2,400,000	2,400,000	2,400,000	2,400,000	2,400,000	2,400,000	2,400,000	Average Investment
Average Interest Rate	1.4625	1.3292	1.2542	1.1938	1.1771	1.1354	1.0313	0.9896	0.9396	0.9104	0.8813	0.8583	0.8583	1.0969	Average Interest Rate
Earned Interest	2,979.48	2,981.13	2,621.94	2,556.45	2,422.88	2,185.34	2,312.03	2,034.21	2,017.07	1,853.37	1,855.68	1,796.22	1,796.22	27,615.80	Earned Interest
Security State Bank & Trust													Security State Bank & Trust		
Certificate of Deposits ... held at face value													Certificate of Deposits ... held at face value		
Amount of Investment	2,650,000	2,650,000	2,650,000	2,650,000	2,650,000	2,650,000	2,650,000	2,650,000	2,650,000	2,650,000	2,650,000	2,650,000	2,650,000	2,650,000	Average Investment
Average Interest Rate	1.1333	1.1333	1.1333	1.1000	1.0222	0.9833	0.9333	0.8833	0.8833	0.8333	0.8333	0.8333	0.8333	0.9754	Average Interest Rate
Earned Interest	2,447.26	2,541.58	2,459.59	2,541.58	2,411.45	2,129.59	2,280.43	2,021.92	2,051.12	1,984.93	1,860.02	1,860.02	1,860.02	26,589.49	Earned Interest

Financial Institution	FY2010												Year To Date		
	Oct	Nov	Dec	Jan	Feb	Mar	Apr	May	Jun	Jul	Aug	Sep			
Blanco National Bank													Blanco National Bank		
Certificate of Deposits ... held at face value													Certificate of Deposits ... held at face value		
Amount of Investment	2,200,000	2,200,000	2,200,000	2,200,000	2,200,000	2,200,000	2,400,000	2,400,000	2,400,000	2,400,000	2,400,000	2,400,000	2,400,000	2,300,000	Average Investment
Average Interest Rate	2.5886	2.4409	2.3500	2.1795	2.1227	2.0091	1.8083	1.7250	1.6208	1.5792	1.5479	1.5104	1.5104	1.9569	Average Interest Rate
Earned Interest	4,775.37	4,836.85	4,413.71	4,390.95	4,057.67	3,597.30	3,753.99	3,567.14	3,516.20	3,197.28	3,218.95	3,155.25	3,155.25	46,480.66	Earned Interest
Security State Bank & Trust													Security State Bank & Trust		
Certificate of Deposits ... held at face value													Certificate of Deposits ... held at face value		
Amount of Investment	400,000	400,000	400,000	400,000	400,000	650,000	2,650,000	2,650,000	2,650,000	2,650,000	2,650,000	2,650,000	2,650,000	1,545,833	Average Investment
Average Interest Rate	1.5750	1.5750	1.5750	1.5750	1.2750	1.2500	1.1333	1.0833	1.0833	1.1389	1.1389	1.1389	1.1389	1.2951	Average Interest Rate
Earned Interest	673.99	535.06	517.82	535.06	532.05	394.25	677.32	2,441.10	2,193.21	2,202.74	2,528.82	2,528.82	2,528.82	15,760.25	Earned Interest

Financial Institution	FY2009												Year To Date		
	Oct	Nov	Dec	Jan	Feb	Mar	Apr	May	Jun	Jul	Aug	Sep			
Blanco National Bank													Blanco National Bank		
Certificate of Deposits ... held at face value													Certificate of Deposits ... held at face value		
Amount of Investment	1,700,000	1,700,000	1,700,000	1,700,000	1,700,000	1,700,000	2,200,000	2,200,000	2,200,000	2,200,000	2,200,000	2,200,000	2,200,000	1,950,000	Average Investment
Average Interest Rate	4.0412	3.6618	3.5353	3.2294	3.1500	3.0147	2.8682	2.7864	2.7864	2.7455	2.6932	2.6409	2.6409	3.0961	Average Interest Rate
Earned Interest	5,810.95	5,834.80	5,116.43	5,104.40	4,634.27	4,136.41	4,352.75	5,385.78	5,206.30	5,038.38	5,129.86	5,032.19	5,032.19	60,782.52	Earned Interest
Security State Bank & Trust													Security State Bank & Trust		
Certificate of Deposits ... held at face value													Certificate of Deposits ... held at face value		
Amount of Investment	900,000	900,000	900,000	900,000	900,000	900,000	400,000	400,000	400,000	400,000	400,000	400,000	400,000	650,000	Average Investment
Average Interest Rate	3.0300	3.0300	3.0300	3.0300	2.4300	2.4300	2.2875	2.0500	2.0500	2.0500	2.0500	2.0500	2.0500	2.4598	Average Interest Rate
Earned Interest	1,984.94	2,305.90	2,231.52	2,305.90	2,297.68	1,860.84	2,051.10	752.07	696.44	673.99	696.44	696.44	696.44	18,553.26	Earned Interest

Investment Performance Summary
Certificate of Deposits

Financial Institution	FY2008												
	Oct	Nov	Dec	Jan	Feb	Mar	Apr	May	Jun	Jul	Aug	Sep	Year To Date
Blanco National Bank	Certificate of Deposits ... held at face value												
Amount of Investment	1,600,000	1,600,000	1,600,000	1,600,000	1,600,000	1,700,000	1,700,000	1,700,000	1,700,000	1,700,000	1,700,000	1,700,000	1,700,000
Average Interest Rate	5.531	5.4875	5.4656	5.2313	5.1219	4.9382	4.8206	4.5559	4.4235	4.2912	4.1588	4.1588	4.1588
Earned Interest	7,331.57	7,546.16	7,216.49	7,427.24	7,085.44	6,534.39	7,129.97	6,735.65	6,577.93	6,365.77	6,386.84	6,195.75	6,195.75
Security State Bank & Trust	Certificate of Deposits ... held at face value												
Amount of Investment	300,000	300,000	800,000	800,000	800,000	300,000	800,000	800,000	800,000	800,000	800,000	800,000	800,000
Average Interest Rate	5.4483	5.4483	5.0950	4.6288	3.4463	3.9283	3.6963	3.0375	3.0375	3.0375	3.0375	3.0375	3.0375
Earned Interest	1,343.43	1,388.20	1,343.43	3,288.46	3,050.05	2,293.02	1,000.92	2,201.52	2,051.10	1,984.94	2,051.10	2,051.10	2,051.10

Financial Institution	FY2007												
	Oct	Nov	Dec	Jan	Feb	Mar	Apr	May	Jun	Jul	Aug	Sep	Year To Date
Blanco National Bank	Certificate of Deposits ... held at face value												
Amount of Investment	1,300,000	1,400,000	1,400,000	1,600,000	1,600,000	1,600,000	1,600,000	1,600,000	1,600,000	1,600,000	1,600,000	1,600,000	1,600,000
Average Interest Rate	5.1615	5.3143	5.2679	5.4563	5.5000	5.5313	5.5563	5.5655	5.5875	5.5875	5.5813	5.5750	5.5750
Earned Interest	5,404.13	5,888.91	6,115.12	6,382.63	7,352.09	6,613.15	7,516.46	7,306.91	7,592.89	7,348.01	7,592.89	7,584.39	7,584.39
Security State Bank & Trust	Certificate of Deposits ... held at face value												
Amount of Investment	200,000	200,000	200,000	200,000	300,000	300,000	300,000	300,000	300,000	300,000	300,000	300,000	300,000
Average Interest Rate	5.0950	5.0950	5.0950	5.0950	5.4167	5.4167	5.4167	5.4483	5.4483	5.4483	5.4483	5.4483	5.4483
Earned Interest	837.54	865.46	837.54	865.46	865.46	1,246.58	1,380.15	1,335.62	1,388.20	1,343.43	1,388.20	1,388.20	1,388.20

Financial Institution	FY2006												
	Oct	Nov	Dec	Jan	Feb	Mar	Apr	May	Jun	Jul	Aug	Sep	Year To Date
Blanco National Bank	Certificate of Deposits ... held at face value												
Amount of Investment	1,200,000	1,200,000	1,200,000	1,200,000	1,200,000	1,200,000	1,300,000	1,300,000	1,300,000	1,300,000	1,300,000	1,300,000	1,300,000
Average Interest Rate	3.0933	3.2767	3.6058	4.0142	4.1608	4.3290	4.3855	4.6731	4.6731	4.6080	4.9385	5.0690	5.0690
Earned Interest	3,050.96	3,339.50	3,596.44	3,883.06	4,091.15	3,848.66	4,412.19	4,689.04	4,726.43	4,993.12	5,308.21	5,455.61	5,455.61
Security State Bank & Trust	Certificate of Deposits ... held at face value												
Amount of Investment	100,000	100,000	100,000	100,000	100,000	100,000	100,000	200,000	200,000	200,000	200,000	200,000	200,000
Average Interest Rate	3.0000	3.0000	3.0000	3.0000	5.0000	5.0000	5.0000	5.0950	5.0950	5.0950	5.0950	5.0950	5.0950
Earned Interest	246.58	254.80	246.58	254.80	254.80	383.56	424.66	410.96	865.46	837.54	865.46	865.46	865.46

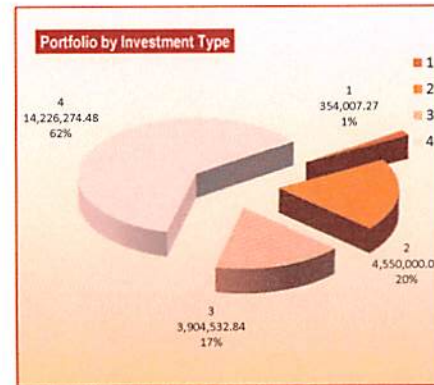
Financial Institution	FY2005												
	Oct	Nov	Dec	Jan	Feb	Mar	Apr	May	Jun	Jul	Aug	Sep	Year To Date
Blanco National Bank	Certificate of Deposits ... held at face value												
Amount of Investment	1,200,000	1,200,000	1,200,000	1,200,000	1,200,000	1,200,000	1,200,000	1,200,000	1,200,000	1,200,000	1,200,000	1,200,000	1,200,000
Average Interest Rate	1.8470	1.8600	1.8600	1.8603	2.0558	2.1558	2.2742	2.2742	2.5408	2.6575	2.8017	2.9287	2.9287
Earned Interest	1,814.02	1,895.70	1,855.10	1,916.93	2,095.26	1,964.55	2,268.16	2,243.02	2,583.80	2,626.85	2,855.39	2,985.79	2,985.79
Security State Bank & Trust	Certificate of Deposits ... held at face value												
Amount of Investment	100,000	100,000	100,000	100,000	100,000	100,000	100,000	100,000	100,000	100,000	100,000	100,000	100,000
Average Interest Rate	3.0000	3.0000	3.0000	3.0000	3.0000	3.0000	3.0000	3.0000	3.0000	3.0000	3.0000	3.0000	3.0000
Earned Interest	246.58	254.80	246.58	254.80	0.00	230.14	230.14	246.58	254.80	246.58	254.80	254.80	254.80

GILLESPIE COUNTY, TEXAS

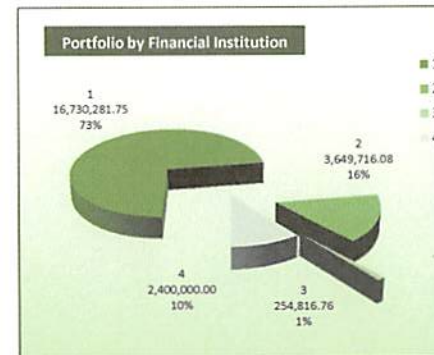
Portfolio Asset Summary By Investment Type

As of June 30, 2017
Of Funds Managed By County Treasurer Office

Financial Institution Account / Investment Type	Cash Balances As Of June 30, 2017	
Security State Bank & Trust County Depository		
Checking Accounts		
General ... multi-fund account	16.01	
COB 2001, GOB Series 2010 ... Interest & Sinking	1.00	
County Attorney Hot Check Fund	17,622.86	
Appellate Judicial ... CLOSED	0.00	
Justice of Peace No 1	87,528.17	
Justice of Peace No 2	16,749.41	
County Clerk Operating	144,159.60	
District Clerk Operating	87,928.22	
GOB Series 2013 ... Jail Project	1.00	
GOB Series 2013 ... Interest & Sinking	1.00	354,007.27
Sweep Accounts		
General ... multi-fund account	13,884,511.12	
GOB Series 2013 ... Jail Project	37,246.17	
COB 2001, GOB Series 2010 ... Interest & Sinking	31,532.61	
GOB Series 2013 ... Interest & Sinking	272,984.58	14,226,274.48
Certificate of Deposit .. General Fund (10.)		
paid monthly .. maturity 02.11.2018	100,000.00	
paid monthly .. maturity 05.02.2018	100,000.00	
paid monthly .. maturity 02.28.2018	100,000.00	
paid monthly .. maturity 10.29.2017	100,000.00	
paid monthly .. maturity 03.04.2018	250,000.00	
paid monthly .. maturity 04.01.2018	500,000.00	
paid monthly .. maturity 07.01.2017	500,000.00	
paid monthly .. maturity 10.01.2017	500,000.00	
CD Closed	0.00	2,150,000.00
		16,730,281.75
TexPool Investment Service for Public Funds		
Investment Pool		
General ... multi-fund account	3,510,428.04	
Interest & Sinking	715.90	
District Clerk Holding In Trust	17,144.47	
County Clerk Holding In Trust	121,427.67	
GOB Series 2013 ... Jail Project	0.00	3,649,716.08
		3,649,716.08



Portfolio by Investment Type As of June 30, 2017	
354,007.27	Checking Accounts
4,550,000.00	Certificates of Deposit
3,904,532.84	Investment Pools ... Investment Service for Public Funds
<u>14,226,274.48</u>	Sweep Accounts
23,034,814.59	Total



Portfolio by Financial Institution As of June 30, 2017	
16,730,281.75	Security State Bank & Trust
3,649,716.08	TexPool
254,816.76	Texas Class
<u>2,400,000.00</u>	Texas Regional Bank
23,034,814.59	Total

GILLESPIE COUNTY, TEXAS
Portfolio Asset Summary By Investment Type
As of June 30, 2017
Of Funds Managed By County Treasurer Office

Texas Class Investment Service for Public Funds	Financial Institution Account / Investment Type	Cash Balances As Of June 30, 2017
Investment Pool		
GOB Series 2013 ... Jail Project		254,816.76
		<u>254,816.76</u>
Texas Regional Bank effective 2017.03 ... formerly Blanco National Bank		
Certificate of Deposit .. General Fund (10.)		
paid monthly .. maturity 11.07.2017		100,000.00
paid monthly .. maturity 02.11.2018		100,000.00
paid monthly .. maturity 01.02.2018		100,000.00
paid monthly .. maturity 07.19.2017		100,000.00
paid monthly .. maturity 03.07.2018		100,000.00
paid monthly .. maturity 09.07.2017		100,000.00
paid monthly .. maturity 10.07.2017		100,000.00
paid monthly .. maturity 05.28.2018		100,000.00
paid monthly .. maturity 08.02.2017		100,000.00
paid monthly .. maturity 11.02.2017		100,000.00
paid monthly .. maturity 12.02.2017		100,000.00
paid monthly .. maturity 04.18.2018		100,000.00
paid monthly .. maturity 11.22.2017		100,000.00
paid monthly .. maturity 01.30.2018		100,000.00
paid monthly .. maturity 03.05.2018		100,000.00
paid monthly .. maturity 04.01.2018		100,000.00
paid monthly .. maturity 04.01.2018		100,000.00
paid monthly .. maturity 04.01.2018		100,000.00
paid monthly .. maturity 04.15.2018		100,000.00
paid monthly .. maturity 06.01.2018		100,000.00
paid monthly .. maturity 06.15.2018		100,000.00
	Total	2,400,000.00
		<u>23,034,814.59</u>

GILLESPIE COUNTY, TEXAS

Portfolio Asset Summary vs. Security Holdings
 As of June 30, 2017

For Funds Held by the County Treasurer and All Fee Offices

Financial Institution Account / Investment Type	Cash Balances as of June 30, 2017		Financial Institution Pledge / Security Holdings
Security State Bank & Trust (SSB&T) County Depository	Account Balances		Pledge / Security Holdings
County Treasurer Managed Accounts			
Checking Accounts			
General Checking ... multi-fund account	16.01		
COB Series 2001, GOREfunding 2010 ... Interest & Sinking	1.00		
County Attorney Hot Check Fund	17,622.86		
Appellate Judicial ... CLOSED			
Justice of Peace No 1	87,528.17		
Justice of Peace No 2	16,749.41		
County Clerk Operating	144,159.60		
District Clerk Operating	87,928.22		
GOB Series 2013 ... Jail Project	1.00		
GOB Series 2013 ... Interest & Sinking	1.00	354,007.27	
Sweep Accounts			
General ... multi-fund account	13,884,511.12		
GOB Series 2013 ... Jail Project	37,246.17		
COB Series 2001, GOREfunding 2010 ... Interest & Sinking	31,532.61		
GOB Series 2013 ... Interest & Sinking	272,984.58	14,226,274.48	
County Treasurer Managed Investments			
Certificates of Deposit .. General Fund (10.)			
paid monthly .. maturity 02.11.2018	100,000.00		
paid monthly .. maturity 05.02.2018	100,000.00		
paid monthly .. maturity 02.28.2018	100,000.00		
paid monthly .. maturity 10.29.2017	100,000.00		
paid monthly .. maturity 03.04.2018	250,000.00		
paid monthly .. maturity 04.01.2018	500,000.00		
paid monthly .. maturity 07.01.2017	500,000.00		
paid monthly .. maturity 10.01.2017	500,000.00		
CD Closed	0.00	2,150,000.00	

GILLESPIE COUNTY, TEXAS

Portfolio Asset Summary vs. Security Holdings
As of June 30, 2017

For Funds Held by the County Treasurer and All Fee Offices

Financial Institution Account / Investment Type	Cash Balances as of June 30, 2017	Financial Institution Pledge / Security Holdings
Security State Bank & Trust County Depository	Account Balances	Pledge / Security Holdings
Tax Assessor-Collector Managed Accounts ... new accounts effective 01.01.2017		
Checking Accounts		
TA-C Operating Account	36,737.38	
TxP&WL	13,811.23	
MVD	163,151.34	
MVD Sales Tax	298,857.55	
MVD Title	2,794.13	
Road & Bridge Fee	6,158.64	
	<u>491,510.27</u>	
Tax Assessor-Collector Managed Accounts ... old accounts		
Checking Accounts		
TA-C Operating Account	23,598.01	
TxP&WL	551.28	
MVD	0.00	
MVD Sales Tax	862.98	
City of Fredericksburg Ad Valorem	88.95	
MVD Title	0.00	
Road & Bridge Fee	6,090.62	
Fredricksburg ISD Ad Valorem	7,590.13	
Escrow (Ad Valorem Property)	33.84	
VIT (Vehicle Inventory Tax) Escrow	1,571.58	
Harper ISD Ad Valorem	15.73	
Gillespie County WCID Ad Valorem	0.05	
Doss CCSD Ad Valorem	0.00	
Stonewall WCID Ad Valorem	0.00	
Hill Country Underground WCID Ad Valorem	0.00	
Gillespie County Ad Valorem	104.93	
TAC Total	532,018.37	
		40,508.10

GILLESPIE COUNTY, TEXAS

Portfolio Asset Summary vs. Security Holdings
 As of June 30, 2017

For Funds Held by the County Treasurer and All Fee Offices

Financial Institution Account / Investment Type	Cash Balances as of June 30, 2017		Financial Institution Pledge / Security Holdings
Security State Bank & Trust County Depository	Account Balances		Pledge / Security Holdings
County Clerk Managed Account			
Checking Account			
County Clerk Escrow	42,623.48	42,623.48	
Sheriff Managed Account			
Checking Account			
Sheriff Bail Bond Account	72,550.00		
Sheriff Inmate	15,871.47		
Sheriff Commissary	12,076.94	100,498.41	
District Clerk Managed Account			
Checking Account			
District Clerk Trust	41,018.96	41,018.96	
			21,925,887.35 SSB&T Pledged Securities .current face
			22,610,953.58 SSB&T Pledged Securities .book value
			22,976,593.69 SSB&T Pledged Securities .fair value
			250,000.00 FDIC Coverage / Demand Deposits @ SSB&T
	17,446,440.97	23,476,593.69	250,000.00 FDIC Coverage / Time Deposits @ SSB&T

GILLESPIE COUNTY, TEXAS

Portfolio Asset Summary vs. Security Holdings
As of June 30, 2017

For Funds Held by the County Treasurer and All Fee Offices

Financial Institution Account / Investment Type	Cash Balances as of June 30, 2017	Financial Institution Pledge / Security Holdings
TexPool		
Investment Service for Public Funds		
County Treasurer Managed Investments		
Investment Pool Accounts		
General ... multi-fund account Interest & Sinking - COB Series 2001/GOB Series 2010	3,510,428.04 715.90	
District Clerk Holding	17,144.47	
County Clerk Holding	121,427.67	
GOB Series 2013 ... Jail Project	0.00	3,649,716.08
		3,649,716.08
Net Asset Value ... TexPool seeks to maintain a net asset value of \$1.00 (+/- 0.005 allowable) and is designed to be used for investments of funds which may be needed at any time. June 30, 2017, net asset value 0.9999		

Financial Institution Account / Investment Type	Cash Balances as of June 30, 2017	Financial Institution Pledge / Security Holdings
Texas Class		
Investment Service for Public Funds		
County Treasurer Managed Investments		
Investment Pool Account		
GOB Series 2013 ... Jail Project	254,816.76	254,816.76
	254,816.76	254,816.76
Net Asset Value ... Texas Class seeks to maintain a net asset value of \$1.00 (+/- 0.005 allowable) and is designed to be used for investments of funds which may be needed at any time. June 30, 2017, net asset value 1.00		

GILLESPIE COUNTY, TEXAS

Portfolio Asset Summary vs. Security Holdings
As of June 30, 2017

For Funds Held by the County Treasurer and All Fee Offices

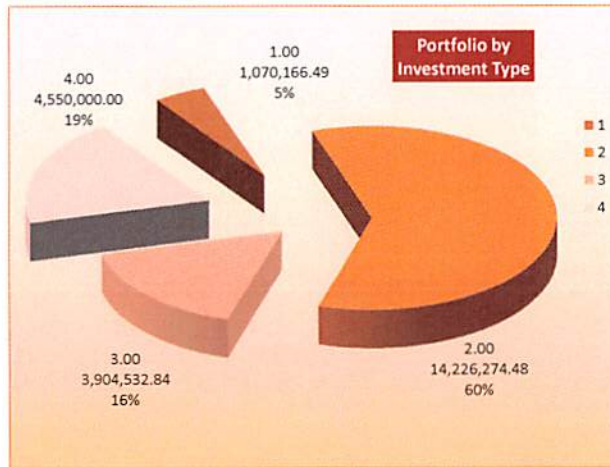
Financial Institution Account / Investment Type	Cash Balances as of June 30, 2017			Financial Institution Pledge / Security Holdings
Texas Regional Bank (TRB)	Account Balances			Pledge / Security Holdings
County Treasurer Managed Investments				
Certificates of Deposit .. General Fund (10.)				
paid monthly .. maturity 11.07.2017	100,000.00			
paid monthly .. maturity 02.11.2018	100,000.00			
paid monthly .. maturity 01.02.2018	100,000.00			
paid monthly .. maturity 07.19.2017	100,000.00			
paid monthly .. maturity 03.07.2018	100,000.00			
paid monthly .. maturity 09.07.2017	100,000.00			
paid monthly .. maturity 10.07.2017	100,000.00			
paid monthly .. maturity 05.28.2018	100,000.00			
paid monthly .. maturity 05.28.2018	100,000.00			
paid monthly .. maturity 08.02.2017	100,000.00			
paid monthly .. maturity 11.02.2017	100,000.00			
paid monthly .. maturity 12.02.2017	100,000.00			
paid monthly .. maturity 04.18.2018	100,000.00			
paid monthly .. maturity 11.22.2017	100,000.00			
paid monthly .. maturity 01.30.2018	100,000.00			
paid monthly .. maturity 01.30.2018	100,000.00			
paid monthly .. maturity 03.05.2018	100,000.00			
paid monthly .. maturity 04.01.2018	100,000.00			
paid monthly .. maturity 12.01.2017	100,000.00			
paid monthly .. maturity 04.01.2018	100,000.00			3,595,000.00 TRB Pledged Securities .original face
paid monthly .. maturity 04.01.2018	100,000.00			2,464,125.63 TRB Pledged Securities .par
paid monthly .. maturity 04.15.2018	100,000.00			2,626,295.00 TRB Pledged Securities .book value
paid monthly .. maturity 06.01.2018	100,000.00			2,583,120.33 TRB Pledged Securities .market value
paid monthly .. maturity 06.15.2018	100,000.00	2,400,000.00	2,400,000.00	250,000.00 FDIC Coverage @ BNB
			2,833,120.33	

GILLESPIE COUNTY, TEXAS

Portfolio Asset Summary vs. Security Holdings
As of June 30, 2017

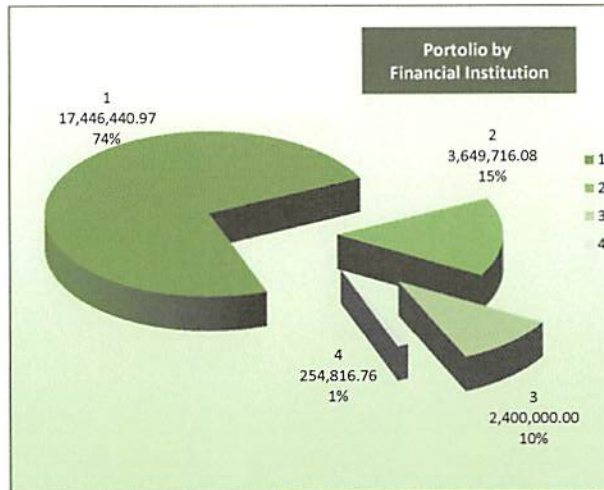
For Funds Held by the County Treasurer and All Fee Offices

Financial Institution Account / Investment Type	Cash Balances as of June 30, 2017	Financial Institution Pledge / Security Holdings
Total Assets	As Of June 30, 2017 23,750,973.81	As Of June 30, 2017 30,214,246.86
		Total Securities



Portfolio by Investment Type
As of June 30, 2017

1	1,070,166.49	Checking Accounts
2	14,226,274.48	Sweep Accounts
3	3,904,532.84	Investment Pools ... Investment Service for Public Funds
4	4,550,000.00	Certificates of Deposit
23,750,973.81		Total



Portfolio by Financial Institution
As of June 30, 2017

1	17,446,440.97	Security State Bank & Trust
2	3,649,716.08	TexPool
3	2,400,000.00	Texas Regional Bank
4	254,816.76	Texas Class
23,750,973.81		Total

GILLESPIE COUNTY, TEXAS

Portfolio Asset Summary vs. Security Holdings
As of June 30, 2017

For Funds Held by the County Treasurer and All Fee Offices

Financial Institution Account / Investment Type	Cash Balances as of June 30, 2017	Financial Institution Pledge / Security Holdings
--	--------------------------------------	---

Financial Institution Account / Investment Type	Cash Balances as of June 30, 2017	Financial Institution Pledge / Security Holdings
Deposit and Investment Risk Disclosure		
General Statement ... The County's approach to investments of county funds investment strategies are built on cash flow versus fund name. County funds are predominantly invested in certificates of deposit and Investment Pools ... investment services(s) for public funds. Depository interest-bearing checking accounts are used more as clearing accounts than a type of investment Sweep accounts ... the General Checking Account (multi-fund account) ... interest-bearing, with a one dollar (\$1.00) threshold ... is attached to a sweep account with a \$25,000.00 required minimum balance. This holds the same for the GOB Series 2013 Project Account ... it is interest-bearing, with a one dollar (\$1.00) threshold ... and is attached to a sweep account with a \$25,000.00 required minimum balance. The same for COB2001/Ref2010 I&S and GOB2013 I&S.		
Custodial Risk ... All deposits/investments with any banking institution are collateralized over 100% all collateral (exclusive FDIC coverage) is placed with a third party that is not a depository of the County, and collateral is pledged to Gillespie County.		
Interest Rate Risk ... The County does not have a formal investment policy that limits investment maturities as a means of managing its exposure to fair value losses arising from changing interest rates. At June 30, 2017, the County had no investments other than those in an investment pool that would be effected. Certificates of Deposit are normally held at one year maturities and maturity dates are staggered. Occasionally CD's are originally invested for periods of less or over a year to optimize a staggered portfolio SSB&T & TRB CD's are held at face values with interests paid to the County monthly		
Credit Risk ... At June 30, 2017, the County has no investments in commercial paper, corporate bonds, mutual funds. At June 30, 2017, TexPool was rated AAAm by Standard & Poor's At June 30, 2017, Texas Class was rated AAAm by Standard & Poor's		
Concentration of Credit Risk ... The County does not place any limit on the amount the County may invest with any type of investment or issuer. However, the County endeavors to diversify and monitors any concerns of concentrations with any one issuer or investment type At June 30, 2017, the County had its assets/investments invested by investment type 16.4395 % in investment pools 19.1571 % in certificate of deposit(s) 4.5058 % in checking, money market, passbook accounts 59.8976 % in sweep accounts which are tied to the overnight bank lending rate At June 30, 2017, the County had its assets/investments invested by issuer 15.3666 % in TexPool 73.4557 % in Security State Bank & Trust 10.1048 % in Texas Regional Bank 1.0729 % in Texas Class		

**FY2016-2017
Gillespie County, Texas
County Treasurer Monthly Financial Statement
All Funds Managed by County Treasurer**



For Period Ended June 30, 2017

**Laura Lundquist, CCT, CIO
Gillespie County Treasurer**

Maintenance & Operating, COB & GOB Operating, COB & GOB I&S, Special Revenue, Special Revenue..Grants, Trust and Agency							
Month To Date	05.31.2017 Cash Balance	Receipts	Disbursements	Allocations	FY2017 Adjustments	FY2016 Adjustments	06.30.2017 Cash Balance
Maintenance & Operating (M&O)	20,587,485.20	782,752.91	1,715,899.78				19,654,338.33
COB2001	291,797.12	266.81					292,063.93
and GOB2013 Operating							
COB 2001/Ref2010 I&S	297,538.01	8,318.11					305,856.12
and GOB I&S							
Special Revenue	1,829,019.48	50,603.86	42,706.56				1,836,916.78
Special Revenue ... Grants	484.97						484.97
Trust and Agency	604,132.54	47,722.12	11,944.10				639,910.56
Totals County Funds	23,610,457.32	889,663.81	1,770,550.44	0.00	0.00	0.00	22,729,570.69

Year To Date	09.30.2016 Cash Balance	Receipts	Disbursements	Allocations	FY2017 Adjustments	FY2016 Adjustments	06.30.2017 Cash Balance
Maintenance & Operating (M&O)	13,887,301.85	19,379,839.73	13,612,227.80		(575.45)		19,654,338.33
COB2001	290,019.50	2,044.43					292,063.93
and GOB2013 Operating							
COB 2001/Ref2010 I&S	427,394.94	834,143.68	955,682.50				305,856.12
and GOB I&S							
Special Revenue	2,198,365.53	705,705.14	1,067,153.89				1,836,916.78
Special Revenue ... Grants	484.97						484.97
Trust and Agency	590,663.33	853,383.81	804,232.45		95.87		639,910.56
Totals County Funds	17,394,230.12	21,775,116.79	16,439,296.64	0.00	(479.58)	0.00	22,729,570.69

Clerks of the Courts Trust Funds							
Month To Date	05.31.2017 Cash Balance	Receipts	Disbursements	Allocations	FY2017 Adjustments	FY2016 Adjustments	06.30.2017 Cash Balance
District Clerk Trust	18,140.56	13.05	1,009.14				17,144.47
County Clerk Trust	121,339.73	87.94					121,427.67
Totals Clerk Trusts	139,480.29	100.99	1,009.14	0.00	0.00	0.00	138,572.14

Year To Date	09.30.2016 Cash Balance	Receipts	Disbursements	Allocations	FY2017 Adjustments	FY2016 Adjustments	06.30.2017 Cash Balance
District Clerk Trust	18,073.71	79.90	1,009.14				17,144.47
County Clerk Trust	120,892.46	535.21					121,427.67
Totals Clerk Trusts	138,966.17	615.11	1,009.14	0.00	0.00	0.00	138,572.14

Respectfully submitted,

Laura Lundquist, CCT, CIO
Gillespie County Treasurer

The State of Texas, County of Gillespie

Before me, the undersigned authority, this day personally appeared Laura Lundquist, County Treasurer, to me well known, who, being duly sworn, desposes and says that the above and foregoing report is true and correct.

Witness my hand and seal of this office, this _____ day of _____, _____ A.D.

County Clerk
County of Gillespie, State of Texas

Compared, examined, and accepted in open Commissioners Court this _____ day of _____, _____ A.D.

County Judge

Commissioner Pct No 1

Commissioner Pct No 2

Commissioner Pct No 3

Commissioner Pct No 4