



FY2016-2017

GILLESPIE COUNTY, TEXAS

COUNTY TREASURER MONTHLY FINANCIAL REPORT

For The Period Ended

May 31, 2017

Unaudited

LAURA LUNDQUIST, CCT, CIO

GILLESPIE COUNTY TREASURER

1. Cash/Investment Balances All Funds
For Period Ended May 31, 2017
2. Statement of Receipts, Disbursements, Electronic Funds Transfers, Payroll,
Interfund Allocations, Adjustments, and Investments All Funds
Month to Date by Fund
3. Statement of Receipts, Disbursements, Electronic Funds Transfers, Payroll,
Interfund Allocations, Adjustments, and Investments All Funds
Fiscal Year to Date by Fund
4. Statement of Maintenance & Operating Funds
FY2005 through May 31, 2017
General Fund
Road & Bridge Funds ... County Wide, Precinct No 1, Precinct No 2, Precinct No 3, Precinct No 4
5. Fund Cash/Investment Balance Comparison by Fiscal Year by Fund
Active and Inactive Funds
FY2004 through May 31, 2017
6. Overall Cash/Investment Balance Comparison by Month
FY1985 through May 31, 2017
7. County Sales Tax ... Effective January 01, 1988
Allocation Summary of Sales Tax Receipts
1988 through May 31, 2017

Statement of Repayment of Erroneous Receipt of Sales Tax
1997 through September 30, 2016 ... Paid Off FY2016
8. Hotel Occupancy Tax (HOT) ... Effective January 01, 2007
Summary of HOT Receipts and Expenditures
For the Period of January 01, 2007 through May 31, 2017
9. Certificates of Obligation Bonds ... Interest & Sinking
Statement of Bond Redemptions & Interest Payment Schedule
GO Refunding Bonds, Series 2010
Refunding of COB Series 2001, Post Office & Clinic Building Properties



10. General Obligation Bonds ... Interest & Sinking
Statement of Bond Redemptions & Interest Payment Schedule
GOB Series 2013, Jail Construction Project
11. Lease / Purchase Finance Capital Equipment
Statement of Principal & Interest Payment Schedule
Road & Bridge Departments – Contract No 6451, December.2013
 - o Countywide
 - o Precinct No 1
 - o Precinct No 2
 - o Precinct No 3
 - o Precinct No 4
12. Public Property Finance ... Law Enforcement Radio System Upgrade
Statement of Principal & Interest Payment Schedule
Sheriff Office --- Contract No 6774, November.2014
13. District Clerk Trust Funds ... Statement of Holding in Trust Funds As Managed by County Treasurer
As of May 31, 2017
14. County Clerk Trust Funds ... Statement of Holding in Trust Funds As Managed by County Treasurer
As of May 31, 2017
15. Investment Performance Summary ... Certificate(s) of Deposit
As of May 31, 2017
16. County Treasurer Portfolio Asset Summary by Investment Type
As of May 31, 2017
17. County Portfolio Asset Summary vs Security Holdings
As of May 31, 2017
18. Detailed Listing of Receipts to All Funds
For May.2017
19. Detailed Listing of Disbursements from All Funds
For May.2017
20. Detailed Listing of Electronic Funds Transfers from All Funds
For May.2017
21. Detailed Listing of Interfund Allocations to/from All Funds
For May.2017
22. Detailed Listing of Payroll Distribution All Funds
For May.2017
23. Financial Summary Recap Affidavit
As of May 31, 2017

GILLESPIE COUNTY, TEXAS

Cash and Investment Balances All Funds Managed by County Treasurer

For Period Ended May 31, 2017

FUNDS LISTING BY CATEGORY

GENERAL and ROAD & BRIDGE FUNDS

Maintenance & Operating Funds

General Fund	17,559,121.40
Road & Bridge Funds ...	
County Wide	2,134,317.14
Precinct No 1	200,211.59
Precinct No 2	208,900.99
Precinct No 3	231,910.98
Precinct No 4	<u>253,023.10</u>
Sub-total Road & Bridge Funds	3,028,363.80

CASH and INVESTMENTS

20,587,485.20

SPECIAL REVENUE FUNDS

Law Library	2,669.87
Lateral Road ...	
Precinct No 1	6,658.22
Precinct No 2	6,683.25
Precinct No 3	6,658.22
Precinct No 4	6,658.22
Sub-total Lateral Road Funds	26,657.91
Probate ...	
Training	4,436.77
Guardianship Program	30,308.70
Sub-total Probate Funds	34,745.47
Court Reporter Service	3,995.61
County Records Management	75,547.45
County Clerk Records Management	152,688.03
Sheriff Forfeiture	47,552.56
Sheriff Abandoned Vehicle	1,211.53
Sheriff Equitable Sharing	1,211.99
Justice Court Bldg Security	32,776.60
Courthouse Security	27,667.00
District Clerk Records Management	9,933.00
County & District Court Technology	22,961.40
Occupancy Tax	527,540.09
Pretrial Intervention	134,025.71
Justice Court Technology	125,537.76
Airport Operating	576,696.76
LEOSE Training--Sheriff	8,776.82
LEOSE Training--Constable No 1	9,385.42
LEOSE Training--Constable No 2	7,331.75
Tax Assessor - M V I	<u>106.75</u>

1,829,019.48

SPECIAL REVENUE FUNDS ... GRANTS

Grants ... General, Energy Efficiency	0.00
Grants ... Law Enforcement, Emergency Services P25 Compliant Radio	0.00
PML Loan Star Library	258.39
PML PAC-Pug	211.40
Airport Capital Project Grant	<u>15.18</u>

484.97

GILLESPIE COUNTY, TEXAS

Cash and Investment Balances All Funds Managed by County Treasurer

For Period Ended May 31, 2017

FUNDS LISTING BY CATEGORY <small>(continued)</small>			
CERTIFICATES OF OBLIGATION BONDS and GENERAL OBLIGATION BONDS			
...			
Operating Accounts			
GOB Series 2013 ... Jail Project	291,797.12	291,797.12	
CERTIFICATES OF OBLIGATION BONDS and GENERAL OBLIGATION BONDS			
...			
Interest & Sinking Accounts			
COB Series 2001/GOB Refunding Series 2010 ... Interest & Sinking	30,988.59		
GOB Series 2013 ... Interest & Sinking	266,549.42	297,538.01	
TRUST and AGENCY FUNDS			
Criminal Justice	17,508.42		
Waste Water (State Fee)	520.00		
County Attorney Hot Check	8,018.60		
McDermott (PML)	110,966.14		
Breiten (PML)	193,411.00		
Justice Of The Peace No. 1	84,071.41		
Justice Of The Peace No. 2	17,113.38		
Appellate Judicial System	705.65		
Alternative Dispute Resolution	1,525.00		
Unclaimed Monies	57,075.87		
County Clerk Operating	72,019.22		
District Clerk Operating	41,197.85	604,132.54	23,610,457.32
FUNDS PENDING RELEASE			
Check(s) pending release	0.00		
EFT(s) pending release	0.00	0.00	0.00
CHANGE FUNDS			
General Fund (F.10) ... cash provider to various offices	3,000.00		
Sheriff Seizure Fund (F.30)	1,750.00		
County Attorney Hot Check Fund (F.80)	50.00	4,800.00	4,800.00

GILLESPIE COUNTY, TEXAS

**Cash and Investment Balances
 All Funds Managed by County Treasurer**

For Period Ended May 31, 2017

FUNDS LISTING BY CATEGORY (continued)				
UNALLOCATED MONIES				
Checking Accounts				
Justice of Peace No 2 Checking...unaccountable funds from 02.28.1999 ... date check book was turned over to County Treasurer	(98.56)			
Justice of Peace No 2 Checking...credit card payment pending	324.00			
Justice of Peace No 2 Checking...credit card reversal pending	110.00			
Justice of Peace No 2 Checking...credit card payment pending	145.00			
Justice of Peace No 1 Checking...credit card payment pending	1,465.00			
General Checking...	0.00			
District Clerk Checking...	0.00			
County Attorney Hot Check Checking...credit card payment pending	0.00			
COB 2001/REF 2010 Checking...	0.00			
GOB 2013 Project Checking...	0.00			
County Clerk Checking...State Comptroller payment pending	32.00			
County Clerk Checking...IPP payment pending	42.00	<u>2,019.44</u>		
Investment Pools ... Investment Service For Public Funds				
TexPool ... General	0.00			
TexPool ... COB Series 2001/GOB Series 2010 Interest & Sinking	0.00			
TexPool ... GOB Series 2013 Jail Project	0.00			
Texas Class ... GOB Series 2013 Jail Project	<u>0.00</u>	<u>0.00</u>		
Other Unallocated Funds				
none reported	<u>0.00</u>	<u>0.00</u>	<u>2,019.44</u>	23,617,276.76

GILLESPIE COUNTY, TEXAS

Cash and Investment Balances All Funds Managed by County Treasurer

For Period Ended May 31, 2017

CHECKING and INVESTMENT ACCOUNTS			
CHECKING ACCOUNTS			
GENERAL OPERATING ... Interest Bearing Checking	130.12		
Cash On Hand	0.00		
Deposit In Process	52.16		
Deposit In Process	21.00		
Deposit In Process	30.00		
Deposit In Process	0.00		
Online Transfer ... COB2001/Ref2010 I&S	0.00		
Online Transfer ... GOB 2013 I&S	0.00		
Online Transfer ... District Clerk	10,720.07		
Outstanding Financial Checks	(39,839.53)		
Outstanding Payroll Checks	(898.90)		
Check(s) pending release	<u>0.00</u>	<u>(29,785.08)</u>	
GENERAL OPERATING ... Interest Bearing Sweep Account			
Sweep of General Operating Checking	<u>14,770,600.88</u>	<u>14,770,600.88</u>	
COB Series 2001 / GORefuding Series 2010 INTEREST & SINKING Checking	1.00		
Cash On Hand	0.00		
Online Transfer	0.00		
Online Transfer	0.00		
Outstanding Checks	<u>0.00</u>	<u>1.00</u>	
COB Series 2001 / GORefuding Series 2010 INTEREST & SINKING ...			
Interest Bearing Sweep Account			
Sweep of General Operating Checking	<u>30,272.29</u>	<u>30,272.29</u>	
COUNTY ATTORNEY HOT CHECK ... Interest Bearing Checking	8,991.03		
Cash On Hand	0.00		
Deposit In Process	300.00		
Online Transfer	0.00		
Outstanding Checks	(1,272.43)	<u>8,018.60</u>	
JUSTICE OF THE PEACE No 1 ... Interest Bearing Checking	84,709.81		
Cash On Hand	0.00		
Deposit In Process	1,296.00		
Online Transfer	0.00		
Outstanding Checks	(469.40)	<u>85,536.41</u>	

GILLESPIE COUNTY, TEXAS

Cash and Investment Balances All Funds Managed by County Treasurer

For Period Ended May 31, 2017

CHECKING and INVESTMENT ACCOUNTS <small>(continued)</small>			
CHECKING ACCOUNTS ... Continued			
JUSTICE OF THE PEACE No 2 ... Interest Bearing Checking	17,474.12		
Cash On Hand	0.00		
Deposit In Process	665.00		
Online Transfer	0.00		
Outstanding Checks	(545.30)	<u>17,593.82</u>	
COUNTY CLERK ... Interest Bearing Checking	69,426.91		
Cash On Hand	0.00		
Deposit In Process	1,622.00		
Deposit In Process	1,891.00		
Deposit In Process	0.00		
Online Transfer	0.00		
Outstanding Checks ... checks outstanding prior to 10.01.2009	(108.50)		
Outstanding Checks ... outstanding checks post 09.30.2009	(738.19)	<u>72,093.22</u>	
DISTRICT CLERK ... Interest Bearing Checking	80,098.98		
Cash On Hand	0.00		
Deposit In Process	75.00		
Deposit In Process	0.00		
Online Transfer ... to General Fund	(10,720.07)		
Outstanding Checks ... checks outstanding prior to 10.01.2009	(4,361.86)		
Outstanding Checks ... outstanding checks post 09.30.2009	(23,894.20)	<u>41,197.85</u>	
GOB SERIES 2013 - Jail Project ... Interest Bearing Checking	1.00		
Cash On Hand	0.00		
Online Transfer	0.00		
Deposit In Process	0.00		
Outstanding Checks	<u>0.00</u>	<u>1.00</u>	
GOB SERIES 2013 - Jail Project ... Interest Bearing Sweep Account			
Sweep of GOB 2013 Jail Project Checking	<u>37,215.58</u>	<u>37,215.58</u>	
GOB SERIES 2013 - Interest & Sinking ... Interest Bearing Checking	1.00		
Cash On Hand	0.00		
Online Transfer	0.00		
Online Transfer	0.00		
Online Transfer	0.00		
Outstanding Checks	<u>0.00</u>	<u>1.00</u>	
GOB SERIES 2013 - Interest & Sinking ... Interest Bearing Sweep Account			
Sweep of GOB 2013 Interest & Sinking Sweep	<u>266,548.42</u>	<u>266,548.42</u>	<u>15,299,294.99</u>

GILLESPIE COUNTY, TEXAS

**Cash and Investment Balances
 All Funds Managed by County Treasurer**

For Period Ended May 31, 2017

CHECKING and INVESTMENT ACCOUNTS (continued)

TIME CERTIFICATE OF DEPOSIT(s)

All General Fund (10.) Investments

Texas Regional Bank ... formerly Blanco National Bank

TRB CD paid monthly .. 11.07.2017 maturity	100,000.00	
TRB CD paid monthly .. 02.11.2018 maturity	100,000.00	
TRB CD paid monthly .. 01.02.2018 maturity	100,000.00	
TRB CD paid monthly .. 07.19.2017 maturity	100,000.00	
TRB CD paid monthly .. 03.07.2018 maturity	100,000.00	
TRB CD paid monthly .. 09.07.2017 maturity	100,000.00	
TRB CD paid monthly .. 10.07.2017 maturity	100,000.00	
TRB CD paid monthly .. 05.28.2018 maturity	100,000.00	
TRB CD paid monthly .. 05.28.2018 maturity	100,000.00	
TRB CD paid monthly .. 08.02.2017 maturity	100,000.00	
TRB CD paid monthly .. 11.02.2017 maturity	100,000.00	
TRB CD paid monthly .. 12.02.2017 maturity	100,000.00	
TRB CD paid monthly .. 04.18.2018 maturity	100,000.00	
TRB CD paid monthly .. 11.22.2017 maturity	100,000.00	
TRB CD paid monthly .. 01.30.2018 maturity	100,000.00	
TRB CD paid monthly .. 01.30.2018 maturity	100,000.00	
TRB CD paid monthly .. 03.05.2018 maturity	100,000.00	
TRB CD paid monthly .. 04.01.2018 maturity	100,000.00	
TRB CD paid monthly .. 12.01.2017 maturity	100,000.00	
TRB CD paid monthly .. 04.01.2018 maturity	100,000.00	
TRB CD paid monthly .. 04.01.2018 maturity	100,000.00	
TRB CD paid monthly .. 04.15.2018 maturity	100,000.00	
TRB CD paid monthly .. 06.01.2017 maturity	100,000.00	
TRB CD paid monthly .. 06.15.2017 maturity	<u>100,000.00</u>	<u>2,400,000.00</u>

Security State Bank & Trust (County Depository)

SSB&T CD paid monthly .. 02.11.2018 maturity	100,000.00	
SSB&T CD paid monthly .. 05.02.2018 maturity	100,000.00	
SSB&T CD paid monthly .. 02.28.2018 maturity	100,000.00	
SSB&T CD paid monthly .. 10.29.2017 maturity	100,000.00	
SSB&T CD paid monthly .. 03.04.2018 maturity	250,000.00	
SSB&T CD paid monthly .. 04.01.2018 maturity	500,000.00	
SSB&T CD paid monthly .. 07.01.2017 maturity	500,000.00	
SSB&T CD paid monthly .. 10.01.2017 maturity	500,000.00	
SSB&T CD closed	<u>0.00</u>	<u>2,150,000.00</u> <u>4,550,000.00</u>

GILLESPIE COUNTY, TEXAS

Cash and Investment Balances All Funds Managed by County Treasurer

For Period Ended May 31, 2017

CHECKING and INVESTMENT ACCOUNTS <small>(continued)</small>				
INVESTMENT POOLS ... Investment Service For Public Funds				
TexPool				
GENERAL ... Multi-Fund Account	3,507,885.93			
Deposit In Process	0.00			
Monies In Transit	<u>0.00</u>	<u>3,507,885.93</u>		
COB SERIES 2001/GORefunding SERIES 2010 ... Interest & Sinking	715.30			
Deposit In Process	0.00			
Monies In Transit	<u>0.00</u>	<u>715.30</u>		
GOB SERIES 2013 ... Jail Project	0.00			
Deposit In Process	0.00			
Monies In Transit	<u>0.00</u>	<u>0.00</u>		
<small>TexPool sub-total</small>			<u>3,508,601.23</u>	
Texas Class				
GOB SERIES 2013 ... Jail Project	254,580.54			
Deposit In Process	0.00			
Monies In Transit	<u>0.00</u>	<u>254,580.54</u>	<u>3,763,181.77</u>	
CHANGE FUNDS				
Under General Fund (F.10)				
Tax Office ... Teller Drawers (4)	1,200.00			
Tax Office ... Office Administration	0.00			
County Clerk	100.00			
District Clerk	100.00			
Justice of Peace No 1	200.00			
Justice of Peace No 2	200.00			
Pioneer Memorial Library	100.00			
Sheriff ... Administration	50.00			
Sheriff ... Jail Operations	50.00			
County Treasurer	1,000.00			
County Warehouse	<u>0.00</u>	<u>3,000.00</u>		
Under Sheriff Seizure (F.30)				
Sheriff ... Administrative Office	<u>1,750.00</u>	<u>1,750.00</u>		
Under County Attorney Hot Check (F.80)				
County Attorney	<u>50.00</u>	<u>50.00</u>	<u>4,800.00</u>	23,617,276.76

GILLESPIE COUNTY, TEXAS
Cash and Investment Balances
All Funds Managed by County Treasurer
For Period Ended May 31, 2017

DISTRICT CLERK HOLDING					
HOLDING ACCOUNT (s)		CASH and INVESTMENTS			
holding account(s)	<u>18,140.56</u>	<u>18,140.56</u>	<u>18,140.56</u>	<u>18,140.56</u>	<u>18,140.56</u>
INVESTMENT POOLS ... Investment Service For Public Funds					
TEXPOOL ... DISTRICT CLERK HOLDING	18,140.56				
Deposit In Process	0.00				
Monies In Transit	<u>0.00</u>	<u>18,140.56</u>	<u>18,140.56</u>	<u>18,140.56</u>	<u>18,140.56</u>

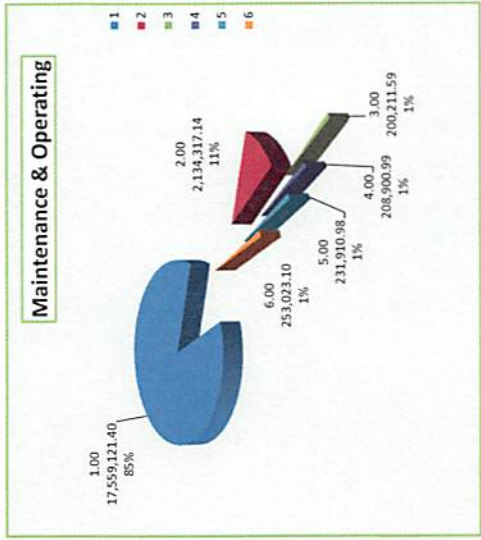
COUNTY CLERK HOLDING					
HOLDING ACCOUNT (s)		CASH and INVESTMENTS			
holding account(s)	<u>121,339.73</u>	<u>121,339.73</u>	<u>121,339.73</u>	<u>121,339.73</u>	<u>121,339.73</u>
INVESTMENT POOLS ... Investment Service For Public Funds					
TEXPOOL ... COUNTY CLERK HOLDING	121,339.73				
Deposit In Process	0.00				
Monies In Transit	<u>0.00</u>	<u>121,339.73</u>	<u>121,339.73</u>	<u>121,339.73</u>	<u>121,339.73</u>


 Laura Lundquist, cct, cio
 Gillespie County Treasurer
 Gillespie County, Texas

GILLESPIE COUNTY, TEXAS
STATEMENT OF
Receipts, Disbursements, Electronic Funds Transfers, Payroll, Interfund Allocations, Adjustments, and Time Investments
of County Funds Managed by County Treasurer

For the Period Ended May 31, 2017

For Current Account Period	Cash Balance as of 04.30.2017	Receipts	Disbursements	Electronic Fund Transfers	Payroll	Total Disbursements	Interfund Allocations In	Interfund Allocations Out	FY2017 Adjustments	FY2016 YE Adjustments	Cash Balances as of 05.31.2017	Time Investments	Adjusted Cash Balance as of 05.31.2017	For Current Account Period
GENERAL and ROAD & BRIDGE ... Maintenance & Operating Funds														
F10 General	18,155,074.08	565,045.74	615,476.13	250,495.07	295,027.22	1,161,998.42					17,559,121.40	4,550,000.00	13,009,121.40	F10 General
Road & Bridge Funds														
F15 County Wide	2,065,245.29	422,562.18	351,774.00		2,716.33	354,490.33					2,134,317.14		2,134,317.14	Road & Bridge Funds
F16 Precinct No 1	186,307.04	62,076.34	32,905.41		15,266.38	48,171.79					200,211.59		200,211.59	F15 County Wide
F17 Precinct No 2	230,511.24	80,500.19	82,895.93		19,243.51	102,110.44					208,900.99		208,900.99	F16 Precinct No 1
F18 Precinct No 3	261,992.65	31,211.17	42,634.85		18,657.99	61,292.84					231,910.98		231,910.98	F17 Precinct No 2
F19 Precinct No 4	220,459.91	68,371.50	20,003.09		15,805.22	35,808.31					253,023.10		253,023.10	F18 Precinct No 3
Sub-Total R&B	2,065,245.29	664,721.36	530,194.26	0.00	71,699.43	601,873.71	0.00	0.00	0.00	0.00	3,028,303.60	0.00	3,028,303.60	F19 Precinct No 4
Sub-Totals General / Road & Bridge ... Maintenance & Operating Funds	21,120,590.21	1,230,767.12	1,145,660.41	250,495.07	367,716.65	1,763,872.13	0.00	0.00	0.00	0.00	20,587,485.20	4,550,000.00	16,037,485.20	Sub-Totals General / Road & Bridge ... Maintenance & Operating Funds



Fund	Cash Balance
1	17,559,121.40
2	2,134,317.14
3	200,211.59
4	208,900.99
5	231,910.98
6	253,023.10
Total	20,587,485.20

GILLESPIE COUNTY, TEXAS
STATEMENT OF
Receipts, Disbursements, Electronic Funds Transfers, Payroll, Interfund Allocations, Adjustments, and Time Investments
of County Funds Managed by County Treasurer

For the Period Ended May 31, 2017

For Current Account Period	Cash Balance as of 04.30.2017	Receipts	Disbursements	Electronic Fund Transfers	Payroll	Total Disbursements	Interfund Allocations In	Interfund Allocations Out	FY2017 Adjustments	FY2016 YE Adjustments	Cash Balances as of 05.31.2017	Time Investments	Adjusted Cash Balance as of 05.31.2017	For Current Account Period
SPECIAL REVENUE														
F20 Law Library	3,225.21	1,077.66	1,633.00			1,633.00					2,669.87		2,669.87	F20 Law Library
F21 Lateral Road Precinct Depts														F21 Lateral Road Precinct Depts
Precinct No 1	6,658.22		0.00			0.00					6,658.22		6,658.22	Precinct No 1
Precinct No 2	6,683.25		0.00			0.00					6,683.25		6,683.25	Precinct No 2
Precinct No 3	6,658.22		0.00			0.00					6,658.22		6,658.22	Precinct No 3
Precinct No 4	6,658.22		0.00			0.00					6,658.22		6,658.22	Precinct No 4
F24 Probate														F24 Probate
Training	4,447.77	39.00	50.00			50.00					4,436.77		4,436.77	Training
Guardianship Program	30,048.70	260.00				30,308.70					30,308.70		30,308.70	Guardianship Program
F25 Court Reporter	4,160.76	266.85	432.00			432.00					3,995.61		3,995.61	F25 Court Reporter
F28 County Records Mgmt	74,544.41	1,003.04				0.00					75,547.45		75,547.45	F28 County Records Mgmt
F29 County Clerk Records Mgmt	149,578.19	4,867.91			1,758.07	1,758.07					152,688.03		152,688.03	F29 County Clerk Records Mgmt
F30 Sheriff Forfeiture	46,633.26	919.30				0.00					47,552.56		47,552.56	F30 Sheriff Forfeiture
F93 Sheriff Abandoned Vehicle	1,210.47	1.06				0.00					1,211.53		1,211.53	F93 Sheriff Abandoned Vehicle
F31 Justice Court Bldg Security	32,725.01	51.59				0.00					32,776.60		32,776.60	F31 Justice Court Bldg Security
F32 Courthouse Security	26,761.89	905.11				0.00					27,667.00		27,667.00	F32 Courthouse Security
F34 District Clerk Records Mgmt	9,820.10	112.90				0.00					9,933.00		9,933.00	F34 District Clerk Records Mgmt
F35 County & District Courts Technology	22,660.76	300.64				0.00					22,961.40		22,961.40	F35 County & District Courts Technology
F36 Occupancy Tax	452,672.32	74,867.77				0.00					527,540.09		527,540.09	F36 Occupancy Tax
F37 Pretrial Intervention Technology	133,025.71	1,000.00				0.00					134,025.71		134,025.71	F37 Pretrial Intervention Technology
F51 Justice Court	125,331.48	206.28				0.00					125,537.76		125,537.76	F51 Justice Court
F72 Airport Operating	576,877.55	12,847.32	6,024.50		7,003.61	13,028.11					576,696.76		576,696.76	F72 Airport Operating
F78 LEOSE - Sheriff	8,776.82					0.00					8,776.82		8,776.82	F78 LEOSE - Sheriff
F79 LEOSE - Constable 1	9,385.42					0.00					9,385.42		9,385.42	F79 LEOSE - Constable 1
F82 LEOSE - Constable 2	7,331.75					0.00					7,331.75		7,331.75	F82 LEOSE - Constable 2
F81 Tax Assessor-M V I	106.75					0.00					106.75		106.75	F81 Tax Assessor-M V I
F40 Sheriff Equitable Shanna	1,210.93	1.06				0.00					1,211.99		1,211.99	F40 Sheriff Equitable Shanna
Sub-Totals Special Revenue	1,747,193.17	98,727.49	8,139.50	0.00	8,761.68	16,901.18	0.00	0.00	0.00	0.00	1,829,019.48	0.00	1,829,019.48	Sub-Totals Special Revenue

GILLESPIE COUNTY, TEXAS
STATEMENT OF
Receipts, Disbursements, Electronic Funds Transfers, Payroll, Interfund Allocations, Adjustments, and Time Investments
of County Funds Managed by County Treasurer

For the Period Ended May 31, 2017

For Current Account Period	Cash Balance as of 04.30.2017	Receipts	Disbursements	Electronic Fund Transfers	Payroll	Total Disbursements	Interfund Allocations In	Interfund Allocations Out	FY2017 Adjustments	FY2016 YE Adjustments	Cash Balances as of 05.31.2017	Time Investments	Adjusted Cash Balance as of 05.31.2017	For Current Account Period
----------------------------	-------------------------------	----------	---------------	---------------------------	---------	---------------------	--------------------------	---------------------------	--------------------	-----------------------	--------------------------------	------------------	--	----------------------------

SPECIAL REVENUE ... GRANTS														
F11 Grants ... General - Energy Efficiency	0.00					0.00					0.00		0.00	F11 Grants ... General - Energy Efficiency
F11 Grants ... Law Enforcement, Emergency Services P25 Compliant Radio	0.00					0.00					0.00		0.00	F11 Grants ... Law Enforcement, Emergency Services P25 Compliant Radio
F54 PML ... Loan Star Grant	258.39					0.00					258.39		258.39	F54 PML ... Loan Star Grant
F54 PML ... PAC-HUG Grant	211.40					0.00					211.40		211.40	F54 PML ... PAC-HUG Grant
F71 Airport Capital Project Grant	15.18					0.00			0.00		15.18		15.18	F71 Airport Capital Project Grant
Sub-Totals Special Revenue ... Grants	484.97	0.00	0.00	0.00	0.00	0.00	0.00	0.00	0.00	0.00	484.97	0.00	484.97	Sub-Totals Special Revenue ... Grants

CERTIFICATES OF OBLIGATION BONDS and GENERAL OBLIGATION BONDS ... Project Operating Accounts														
F61 GOB Series 2013 ... Jail Project	291,529.25	267.87				0.00					291,797.12		291,797.12	F61 GOB Series 2013 ... Jail Project
Sub-Totals COB ... GOB Operating	291,529.25	267.87	0.00	0.00	0.00	0.00	0.00	0.00	0.00	0.00	291,797.12	0.00	291,797.12	Sub-Totals COB ... GOB Operating

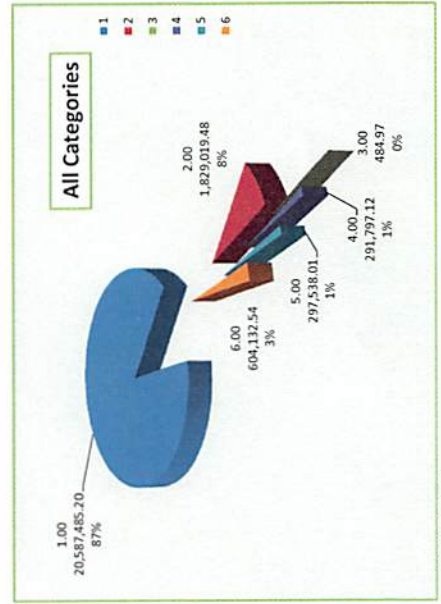
CERTIFICATES OF OBLIGATION BONDS and GENERAL OBLIGATION BONDS ... Interest & Sinking Accounts														
F62 GOB Series 2013 ... Interest & Sinking	261,264.36	5,285.06				0.00					266,549.42		266,549.42	F62 GOB Series 2013 ... Interest & Sinking
F53 COB Series 2001 / GOB Refunding Series 2013 ... Interest & Sinking	29,942.83	1,045.76				0.00					30,988.59		30,988.59	F53 COB Series 2001 / GOB Refunding Series 2013 ... Interest & Sinking
Sub-Totals COB ... GOB I&S	291,207.19	6,330.82	0.00	0.00	0.00	0.00	0.00	0.00	0.00	0.00	287,538.01	0.00	287,538.01	Sub-Totals COB ... GOB I&S

**GILLESPIE COUNTY, TEXAS
STATEMENT OF
Receipts, Disbursements, Electronic Funds Transfers, Payroll, Interfund Allocations, Adjustments, and Time Investments
of County Funds Managed by County Treasurer**

For the Period Ended May 31, 2017

For Current Account Period	Cash Balance as of 04.30.2017	Receipts	Disbursements	Electronic Fund Transfers	Payroll	Total Disbursements	Interfund Allocations In	Interfund Allocations Out	FY2017 Adjustments	FY2016 YE Adjustments	Cash Balances as of 05.31.2017	Time Investments	Adjusted Cash Balance as of 05.31.2017	For Current Account Period
	83,604.43	8,425.15	74,521.16	74,521.16		74,521.16					17,508.42		17,508.42	F22 Criminal Justice
	320.00	200.00				0.00					520.00		520.00	F27 Waste Water
	6,225.76	2,355.16	562.32			562.32					8,018.60		8,018.60	F80 County Attorney Hot Check
	110,868.59	97.55				0.00					110,966.14		110,966.14	F89 McDermott (PML)
	195,423.07	170.33	2,182.40			2,182.40					193,411.00		193,411.00	F92 Breiten (PML)
	42,846.53	45,852.78	4,627.90			4,627.90					84,071.41		84,071.41	F85 Justice Of Peace 1
	13,063.89	4,305.79	256.30			256.30					17,113.38		17,113.38	F86 Justice Of Peace 2
	551.34	154.31				0.00					705.65		705.65	F83 Appellate Judicial
	1,187.10	337.90				0.00					1,525.00		1,525.00	F84 Alternative Dispute Resolution
	57,084.39		8.52			8.52					57,075.87		57,075.87	F90 Unclaimed Monies
	57,587.21	14,832.99	400.98			400.98					72,019.22		72,019.22	F94 County Clerk Operating
	48,288.90	4,265.95	11,357.00			11,357.00					41,197.85		41,197.85	F95 District Clerk Operating
Sub-Totals Trust and Agency	617,051.21	80,997.91	19,395.42	74,521.16	0.00	93,916.53	0.00	0.00	0.00	0.00	604,132.64	0.00	604,132.64	Sub-Totals Trust and Agency

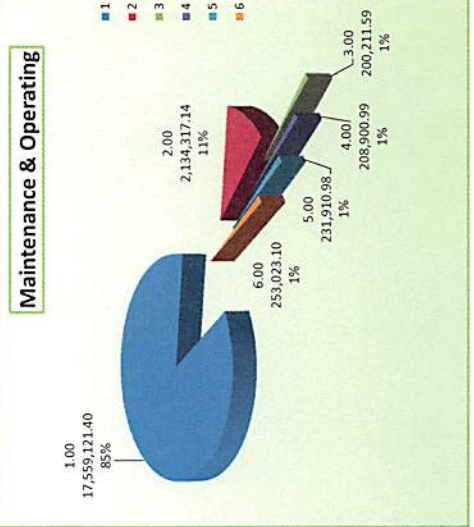
TOTALS ALL FUNDS	24,068,056.00	1,417,091.21	1,173,195.33	325,016.23	376,478.33	1,874,689.89	0.00	0.00	0.00	0.00	23,610,457.32	4,550,000.00	19,060,457.32	TOTALS ALL FUNDS
------------------	---------------	--------------	--------------	------------	------------	--------------	------	------	------	------	---------------	--------------	---------------	------------------



GILLESPIE COUNTY, TEXAS
STATEMENT OF
Receipts, Disbursements, Electronic Funds Transfers, Payroll, Interfund Allocations, Adjustments, and Time Investments
of County Funds Managed by County Treasurer

Fiscal Year to Date as of Period Ended May 31, 2017

For Current Account Period	Cash Balance as of 09.30.2016	Receipts	Disbursements	Electronic Fund Transfers	Payroll	Total Disbursements	Interfund Allocations In	Interfund Allocations Out	FY2017 Adjustments	FY2016 YE Adjustments	Cash Balances as of 05.31.2017	Time Investments	Adjusted Cash Balance as of 05.31.2017	For Current Account Period
GENERAL and ROAD & BRIDGE ... Maintenance & Operating Funds														
F10 General	12,334,694.04	15,189,183.96	5,285,258.24	2,173,780.76	2,505,142.15	9,984,181.15			(575.45)		17,559,121.40	4,550,000.00	13,009,121.40	F10 General
Road & Bridge Funds														Road & Bridge Funds
F15 County Wide	348,372.04	3,144,219.55	437,107.63		21,166.82	458,274.45		900,000.00			2,134,317.14		2,134,317.14	F15 County Wide
F16 Precinct No 1	299,702.39	70,116.27	231,774.60		148,882.47	380,657.07	211,050.00				200,211.59		200,211.59	F16 Precinct No 1
F17 Precinct No 2	306,892.17	81,218.69	252,382.31		138,417.56	390,799.87	211,590.00				208,900.99		208,900.99	F17 Precinct No 2
F18 Precinct No 3	298,810.08	31,830.98	182,442.57		182,887.51	345,330.08	246,600.00				231,910.98		231,910.98	F18 Precinct No 3
F19 Precinct No 4	298,831.13	80,517.37	215,947.04		141,138.36	357,085.40	230,760.00				253,023.10		253,023.10	F19 Precinct No 4
Sub-Total R&B	1,552,607.81	3,407,902.86	1,299,654.15	0.00	632,402.72	1,932,148.87	900,000.00	900,000.00	0.00	0.00	3,028,363.80	0.00	3,028,363.80	Sub-Total R&B
Sub-Totals														Sub-Totals
General / Road & Bridge ... Maintenance & Operating Funds	13,887,301.85	18,597,086.82	6,584,912.39	2,173,780.76	3,137,634.87	11,896,328.02	900,000.00	900,000.00	(575.45)	0.00	20,587,485.20	4,550,000.00	16,037,485.20	General / Road & Bridge ... Maintenance & Operating Funds



Fund	Cash Balance
General Fund	17,559,121.40
F15 County Wide	2,134,317.14
F16 Precinct No 1	200,211.59
F17 Precinct No 2	208,900.99
F18 Precinct No 3	231,910.98
F19 Precinct No 4	253,023.10
Total	20,587,485.20

GILLESPIE COUNTY, TEXAS
STATEMENT OF
Receipts, Disbursements, Electronic Funds Transfers, Payroll, Interfund Allocations, Adjustments, and Time Investments
of County Funds Managed by County Treasurer

Fiscal Year to Date as of Period Ended May 31, 2017

For Current Account Period	Cash Balance as of 09.30.2016	Receipts	Disbursements	Electronic Fund Transfers	Payroll	Total Disbursements	Interfund Allocations In	Interfund Allocations Out	FY2017 Adjustments	FY2016 YE Adjustments	Cash Balances as of 05.31.2017	Time Investments	Adjusted Cash Balance as of 05.31.2017	For Current Account Period
SPECIAL REVENUE														
F20 Law Library	2,467.24	10,395.00	10,192.37			10,192.37					2,669.87		2,669.87	F20 Law Library
F21 Lateral Road Precinct Depts														F21 Lateral Road Precinct Depts
Precinct No 1	13,291.39	6,658.22	13,291.39			13,291.39					6,658.22		6,658.22	Precinct No 1
Precinct No 2	25.04	6,658.21				0.00					6,683.25		6,683.25	Precinct No 2
Precinct No 3	6,658.22	6,658.22	6,658.22			6,658.22					6,658.22		6,658.22	Precinct No 3
Precinct No 4	0.00	6,658.22				0.00					6,658.22		6,658.22	Precinct No 4
F24 Probate														F24 Probate
Training	4,299.77	312.00	175.00			175.00					4,436.77		4,436.77	Training
Guardianship Program	28,228.70	2,080.00				0.00					30,308.70		30,308.70	Guardianship Program
F25 Court Reporter	3,248.11	2,820.00	2,072.50			2,072.50					3,995.61		3,995.61	F25 Court Reporter
F28 County Records Mgmt	69,004.06	6,543.39				0.00					75,547.45		75,547.45	F28 County Records Mgmt
F29 County Clerk Records Mgmt	117,867.78	44,315.00	14.10		9,480.65	9,494.75					152,688.03		152,688.03	F29 County Clerk Records Mgmt
F30 Sheriff Forfeiture	41,956.71	6,861.60	1,265.75			1,265.75					47,552.56		47,552.56	F30 Sheriff Forfeiture
F93 Sheriff Abandoned Vehicle	1,206.15	5.38				0.00					1,211.53		1,211.53	F93 Sheriff Abandoned Vehicle
F31 Justice Court Bldg Security	31,719.70	1,056.90				0.00					32,776.60		32,776.60	F31 Justice Court Bldg Security
F32 Courthouse Security	17,774.07	9,893.39	0.46			0.46					27,667.00		27,667.00	F32 Courthouse Security
F34 District Clerk Records Mgmt	8,791.19	1,141.81				0.00					9,933.00		9,933.00	F34 District Clerk Records Mgmt
F35 County & District Courts Technology	20,360.61	2,600.79				0.00					22,961.40		22,961.40	F35 County & District Courts Technology
F36 Occupancy Tax	608,412.96	384,283.81	465,156.68			465,156.68					527,540.09		527,540.09	F36 Occupancy Tax
F37 Pretrial Intervention	127,525.71	6,500.00				0.00					134,025.71		134,025.71	F37 Pretrial Intervention
F51 Justice Court Technology	121,167.37	4,370.39				0.00					125,537.76		125,537.76	F51 Justice Court Technology
F72 Airport Operating	952,258.99	140,577.98	460,834.90		55,305.31	516,140.21					576,696.76		576,696.76	F72 Airport Operating
F78 LEOSE -Sheriff	5,436.41	3,340.41				0.00					8,776.82		8,776.82	F78 LEOSE -Sheriff
F79 LEOSE- Constable 1	8,702.83	682.59				0.00					9,385.42		9,385.42	F79 LEOSE- Constable 1
F82 LEOSE-Constable 2	6,649.16	682.59				0.00					7,331.75		7,331.75	F82 LEOSE-Constable 2
F81 Tax Assessor-M V I	106.75					0.00					106.75		106.75	F81 Tax Assessor-M V I
F40 Sheriff Equitable Sharing	1,206.61	5.38				0.00					1,211.99		1,211.99	F40 Sheriff Equitable Sharing
Sub-Totals Special Revenue	2,198,365.53	655,101.28	959,661.37	0.00	64,785.96	1,024,447.33	0.00	0.00	0.00	0.00	1,829,019.48	0.00	1,829,019.48	Sub-Totals Special Revenue

**GILLESPIE COUNTY, TEXAS
STATEMENT OF
Receipts, Disbursements, Electronic Funds Transfers, Payroll, Interfund Allocations, Adjustments, and Time Investments
of County Funds Managed by County Treasurer**

Fiscal Year to Date as of Period Ended May 31, 2017

For Current Account Period	Cash Balance as of 09.30.2016	Receipts	Disbursements	Electronic Fund Transfers	Payroll	Total Disbursements	Interfund Allocations In	Interfund Allocations Out	FY2017 Adjustments	FY2016 YE Adjustments	Cash Balances as of 05.31.2017	Time Investments	Adjusted Cash Balance as of 05.31.2017	For Current Account Period
SPECIAL REVENUE ... GRANTS														
F11 Grants ... General - Energy Efficiency	0.00					0.00					0.00		0.00	F11 Grants ... General - Energy Efficiency
F11 Grants ... Law Enforcement, Emergency Services P25 Compliant Radio	0.00					0.00					0.00		0.00	F11 Grants ... Law Enforcement, Emergency Services P25 Compliant Radio
F54 PML .. Loan Star Grant	258.39					0.00					258.39		258.39	F54 PML .. Loan Star Grant
F54 PML .. PAC-HUG Grant	211.40					0.00					211.40		211.40	F54 PML .. PAC-HUG Grant
F71 Airport Capital Project Grant	15.18					0.00			0.00		15.18		15.18	F71 Airport Capital Project Grant
Sub-Totals Special Revenue ... Grants	484.97	0.00	0.00	0.00	0.00	0.00	0.00	0.00	0.00	0.00	484.97	0.00	484.97	Sub-Totals Special Revenue ... Grants
CERTIFICATES OF OBLIGATION BONDS and GENERAL OBLIGATION BONDS ... Project Operating Accounts														
F61 GOB Series 2013 ... Jail Project	290,019.50	1,777.62				0.00					291,797.12		291,797.12	F61 GOB Series 2013 ... Jail Project
Sub-Totals COB ... GOB Operating	290,019.50	1,777.62	0.00	0.00	0.00	0.00	0.00	0.00	0.00	0.00	291,797.12	0.00	291,797.12	Sub-Totals COB ... GOB Operating
CERTIFICATES OF OBLIGATION BONDS and GENERAL OBLIGATION BONDS ... Interest & Sinking Accounts														
F62 GOB Series 2013 ... Interest & Sinking	367,170.78	667,003.64		787,625.00		787,625.00					266,549.42		266,549.42	F62 GOB Series 2013 ... Interest & Sinking
F53 COB Series 2001 / GOB Refunding Series 2013 ... Interest & Sinking	60,224.16	138,821.93	750.00	167,307.50		168,057.50					30,988.59		30,988.59	F53 COB Series 2001 / GOB Refunding Series 2013 ... Interest & Sinking
Sub-Totals COB ... GOB I&S	427,394.94	825,825.57	750.00	954,932.50	0.00	955,682.50	0.00	0.00	0.00	0.00	297,538.01	0.00	297,538.01	Sub-Totals COB ... GOB I&S

**FY2016-2017
GILLESPIE COUNTY, TEXAS
STATEMENT OF
Fund Cash/ Investment Balances of All County Funds Managed By County Treasurer**

FUND DESCRIPTION ACTIVE FUNDS		FY2017	FY2016	FY2015	FY2014	FY2013	FY2012	FY2011	FY2010	FY2009	FY2008	FY2007	FY2006	FY2005	
		As of 05.31.2017						As Of Fiscal Year Ending Date							
GENERAL and ROAD & BRIDGE Maintenance & Operating															
F10	General Fund														
	All Departments	17,559,121.40	12,334,694.04	10,425,972.66	9,427,791.73	7,929,967.87	6,382,410.44	7,099,577.50	8,058,141.42	9,262,263.41	8,857,295.99	7,871,493.01	6,391,051.39	4,764,571.70	
Road & Bridge															
F15	County Wide	2,134,317.14	348,372.04	341,842.65	378,620.01	285,411.34	269,007.62	247,933.84	231,323.63	415,645.89	590,087.10	266,135.87	214,879.76	325,631.63	
F16	Precinct No 1	200,211.59	299,702.39	268,572.55	241,992.22	241,285.37	245,176.66	314,264.01	419,950.01	310,192.73	159,578.97	288,106.85	214,159.86	146,948.45	
F17	Precinct No 2	208,900.99	306,892.17	267,713.97	250,708.69	263,049.77	258,790.65	290,025.28	437,336.83	225,655.61	238,217.17	214,371.88	129,291.12	143,620.74	
F18	Precinct No 3	231,910.98	298,810.08	268,676.90	143,588.42	266,091.82	255,513.57	302,798.14	356,974.50	189,553.20	94,153.92	261,697.98	131,482.78	89,710.29	
F19	Precinct No 4	253,023.10	298,831.13	269,015.94	228,968.64	296,509.28	242,510.97	296,473.77	334,265.94	297,466.40	205,119.63	294,441.60	144,424.27	87,076.99	
	Road & Bridge Sub-Totals	3,028,363.80	1,552,607.81	1,415,822.01	1,243,877.98	1,352,347.58	1,270,999.47	1,451,495.04	1,779,850.91	1,438,513.83	1,287,156.79	1,324,754.18	834,237.79	792,988.10	
Sub-Totals General and Road & Bridge Maintenance & Operating		20,587,485.20	13,887,301.85	11,841,794.67	10,671,669.71	9,282,315.45	7,653,409.91	8,551,072.54	9,837,992.33	10,700,777.24	10,144,452.78	9,196,247.19	7,225,289.18	5,557,559.80	

FY2016-2017
GILLESPIE COUNTY, TEXAS
STATEMENT OF
Fund Cash/ Investment Balances of All County Funds Managed By County Treasurer

FUND DESCRIPTION ACTIVE FUNDS		FY2017	FY2016	FY2015	FY2014	FY2013	FY2012	FY2011	FY2010	FY2009	FY2008	FY2007	FY2006	FY2005
As Of Fiscal Year Ending Date														
SPECIAL REVENUE														
F20	Law Library	2,669.87	2,467.24	7,760.46	13,480.79	22,378.86	28,338.91	39,192.23	43,400.98	41,852.55	42,419.59	40,079.68	36,066.66	31,284.42
F21	Lateral Road Precinct Depts										31,328.62	18,897.94	0.00	12,377.05
	Precinct No 1	6,658.22	13,291.39	6,633.18	0.00	0.00	0.00	0.00	0.00	0.00				
	Precinct No 2	6,683.25	25.04	0.00	0.00	0.00	0.00	0.00	0.00	0.00				
	Precinct No 3	6,658.22	6,658.22	0.00	0.00	0.00	0.00	0.00	0.00	0.00				
	Precinct No 4	6,658.22	0.00	0.00	0.00	0.00	0.00	0.00	0.00	0.00				
F24	Probate Fund													
	Training	4,436.77	4,299.77	4,572.06	4,124.42	4,478.28	3,863.76	4,145.00	3,616.94	3,996.51	3,568.10	3,645.71	3,765.83	3,195.83
	Guardianship Program	30,308.70	28,228.70	25,200.92	22,216.48	19,143.76	15,277.64	12,092.87	8,595.01	5,109.40	2,328.98			
F25	Court Reporter Service	3,995.61	3,248.11	467.33	236.68	2,457.15	772.43	531.72	3,586.72	3,925.99	4,749.95	4,047.90	5,121.28	5,477.58
F28	County Records Mgt	75,547.45	69,004.06	91,506.18	83,503.81	75,768.96	68,085.54	60,798.05	85,746.02	83,499.27	78,601.53	67,393.03	58,717.22	51,017.76
F29	County Clerk Rcds Mgt	152,688.03	117,867.78	103,515.09	86,517.49	60,025.77	49,201.97	50,654.52	68,198.97	73,472.48	70,443.27	82,242.00	72,150.57	72,669.38
F30	Sheriff Forfeiture	47,552.56	41,956.71	37,627.93	15,712.92	15,899.44	11,441.71	7,858.55	9,611.45	9,686.21	7,929.49	7,672.56	7,249.58	5,649.05
F93	Sheriff Abandoned Vehicle	1,211.53	1,206.15	1,201.61	1,199.37	1,197.57	1,195.50	1,193.43	1,191.12	1,188.59				
F31	Justice Court Bldg Security	32,776.60	31,719.70	29,522.59	27,149.25	24,171.38	21,074.90	18,274.01	14,515.70	10,916.77	7,584.19	4,002.12	1,179.63	
F32	Courthouse Security	27,667.00	17,774.07	2,097.39	12,630.03	44,053.70	71,743.76	102,026.09	130,994.24	144,526.10	135,480.79	121,098.83	107,026.56	97,568.68
F34	Distist Clerk Records Mgmt	9,933.00	8,791.19	7,114.22	5,630.28	5,335.50	3,698.05	5,990.38	4,439.59	2,786.99	1,052.78	1,379.12	3,360.24	2,440.00
F35	County & District Courts Technology	22,961.40	20,360.61	16,756.67	13,523.64	11,667.87	8,337.60	5,132.39	1,816.93					
F36	Occupacy Tax	527,540.09	608,412.96	538,177.10	447,100.78	390,614.91	338,673.95	308,813.75	320,237.64	317,065.36	247,888.90	119,121.10	0.00	
F37	Pretrial Intervention	134,025.71	127,525.71	123,025.71	123,025.71	122,525.71	114,790.71	66,662.71	28,926.64	13,800.00	7,300.00			
F51	Justice Court Technology	125,537.76	121,167.37	112,119.89	102,554.58	90,599.26	78,070.58	74,024.21	58,891.29	45,290.75	33,688.80	21,166.16	9,714.42	4,805.84
F72	Airport Operating	576,696.76	952,258.99	1,037,772.61	598,769.47	573,788.08	89,165.48	23,728.30	11,341.82	73,880.94	31,324.65	16,738.96	39,251.50	24,529.76
F78	LEOSE-Sheriff	8,776.82	5,436.41	4,028.28	2,058.58	0.00	1,126.08	4,026.08	2,976.21	7,014.12	5,446.60	4,467.33	3,818.12	2,074.71
F79	LEOSE-Constable 1	9,385.42	8,702.83	8,038.15	7,379.00	6,728.73	6,728.73	6,748.73	6,086.06	5,498.36	4,837.67	4,167.79	3,560.06	2,890.67
F82	LEOSE-Constable 2	7,331.75	6,649.16	5,984.48	6,105.88	5,455.61	5,455.61	5,455.61	5,537.84	5,421.92	4,761.23	4,091.35	3,785.87	3,116.48
F81	Tax Assessor M V I	106.75	106.75	106.75	106.75	106.75	106.75	95.92	73.66	73.66	0.00	2,290.79	2,178.41	1,833.73
F40	Sheriff Equitable Sharing	1,211.99	1,206.61	1,202.07	1,200.17									
	Sub-Totals Special Revenue	1,829,019.48	2,198,365.53	2,164,430.67	1,574,226.08	1,476,397.29	917,149.66	797,444.55	809,784.83	849,005.97	720,735.14	522,502.37	356,945.95	320,930.94

FY2016-2017
GILLESPIE COUNTY, TEXAS
STATEMENT OF
Fund Cash/ Investment Balances of All County Funds Managed By County Treasurer

FUND DESCRIPTION ACTIVE FUNDS	FY2017	FY2016	FY2015	FY2014	FY2013	FY2012	FY2011	FY2010	FY2009	FY2008	FY2007	FY2006	FY2005
----------------------------------	--------	--------	--------	--------	--------	--------	--------	--------	--------	--------	--------	--------	--------

As Of Fiscal Year Ending Date

SPECIAL REVENUE ... GRANTS													
F11	Grants ... General - Energy Efficiency	0.00	0.00	0.00	0.00	0.00	0.00	38.98					
F11	Grants ... Law Enforcement, Emergency Services P25 Compliant Radio	0.00	0.00	0.00	75,248.14	(78,346.14)	0.00						
F54	PML...Loan Star Grant	258.39	258.39	258.39	258.39	258.39	258.39	258.39	254.04	345.29	522.91	293.50	65.12
F54	PML...PAC-HUG Grant	211.40	211.40	211.40	211.40	211.40	211.40	211.40	211.40	211.06	209.40	6,634.72	6,307.45
F71	Airport Capital Project Grant	15.18	15.18	15.18	15.18	11,795.25							
Sub-Totals													
Special Revenue ... Grants		484.97	484.97	484.97	75,733.11	(66,081.10)	469.79	508.77	465.44	556.35	732.31	6,928.22	6,372.57

CERTIFICATES OF OBLIGATION BONDS and GENERAL OBLIGATION BONDS													
Operating Accounts													
F61	GOB Series 2013 ... Jail Project	291,797.12	290,019.50	491,873.19	5,249,856.00	13,952,401.46							
Sub-Totals													
COB ... GOB Operating		291,797.12	290,019.50	491,873.19	5,249,856.00	13,952,401.46	0.00	0.00	0.00	0.00	0.00	0.00	0.00

CERTIFICATES OF OBLIGATION BONDS and GENERAL OBLIGATION BONDS													
Interest & Sinking Accounts													
F62	GOB Series 2013 ... Interest & Sinking	266,549.42	367,170.78	176,091.44	186,733.10	33,431.94							
F53	COB Series 2001 / GOB Refunding Series 2013 ... Interest & Sinking	30,988.59	60,224.16	22,393.57	30,914.07	37,851.74	30,199.42	28,061.84	2,624.28	8,069.04	82,110.37	95,558.09	31,073.48
Sub-Totals													
COB ... GOB I&S		297,538.01	427,394.94	198,485.01	217,647.17	71,283.68	30,199.42	28,061.84	2,624.28	8,069.04	82,110.37	95,558.09	31,073.48

**FY2016-2017
GILLESPIE COUNTY, TEXAS
STATEMENT OF
Fund Cash/ Investment Balances of All County Funds Managed By County Treasurer**

FUND DESCRIPTION ACTIVE FUNDS		FY2017	FY2016	FY2015	FY2014	FY2013	FY2012	FY2011	FY2010	FY2009	FY2008	FY2007	FY2006	FY2005
As Of Fiscal Year Ending Date														
TRUST and AGENCY														
F22	Criminal Justice	17,508.42	54,932.91	54,332.95	56,439.35	62,059.07	51,843.04	61,241.11	72,063.98	65,435.27	86,647.15	71,204.17	56,514.01	47,492.20
F27	Waste Water	520.00	730.00	650.00	610.00	500.00	660.00	450.00	630.00	590.00	910.00	300.00	2,500.00	1,090.00
F80	County Attorney Hot Check	8,018.60	7,577.51	11,784.05	11,142.69	17,676.23	21,388.16	14,191.24	6,555.71	23,288.36	13,177.74	8,791.79	9,641.14	9,240.53
F89	McDermott (PML)	110,966.14	110,471.53	138,721.86	144,339.67	145,002.86	144,748.09	155,460.28	157,606.59	157,267.26	155,991.94	150,937.08	143,185.65	138,423.71
F92	Breiten (PML)	193,411.00	201,971.34	207,231.35	213,777.98	232,518.32	242,104.78	263,175.02	295,903.52	295,266.14	292,871.78	283,381.35	374,330.42	416,034.73
F85	Justice Peace No 1	84,071.41	35,430.40	39,391.40	36,196.17	38,870.87	32,802.78	31,544.44	42,704.30	27,861.46	32,606.50	31,714.74	31,364.72	20,388.07
F86	Justice Peace No 2	17,113.38	15,777.64	16,066.07	25,655.83	23,579.31	23,495.92	25,400.31	30,650.37	26,998.27	29,161.96	34,657.77	22,634.54	22,782.46
F83	Appellate Judicial	705.65	1,156.16	777.34	703.81	1,315.45	1,354.03	1,180.92	1,181.94	1,075.75	1,547.53	1,154.53	1,161.47	819.50
F84	Alternative Dispute	1,525.00	1,857.31	2,195.50	720.00	1,796.86	1,493.98	2,087.71	1,840.22	1,664.85	1,697.66	2,052.55	2,024.68	6,530.00
F90	Unclaimed Monies	57,075.87	57,058.39	54,211.45	55,949.27	50,746.77	48,698.94	47,544.20	47,757.66	46,394.14	43,344.41	36,840.41	5,213.28	4,961.20
F94	County Clerk Operating	72,019.22	54,774.79	42,645.44	43,947.02	33,039.61	38,409.66	32,375.08	41,376.98					
F95	District Clerk Operating	41,197.85	48,925.35	71,669.36	86,979.66	41,113.16	41,651.53	48,532.38	47,975.16					
	Sub-Totals Trust & Agency	604,132.54	590,663.33	639,676.77	676,461.45	648,218.51	648,650.91	683,182.69	746,246.43	645,841.50	657,956.67	621,034.39	648,569.91	667,762.40
	TOTALS ALL ACTIVE FUNDS	23,610,457.32	17,394,230.12	15,336,745.28	18,465,593.52	25,364,535.29	9,249,879.69	10,060,270.39	11,397,113.31	12,204,250.10	11,605,987.27	10,442,270.26	8,268,251.09	6,569,541.83
		FY2017	FY2016	FY2015	FY2014	FY2013	FY2012	FY2011	FY2010	FY2009	FY2008	FY2007	FY2006	FY2005
											As Of Fiscal Year Ending Date			

**FY2016-2017
GILLESPIE COUNTY, TEXAS
STATEMENT OF
Fund Cash/ Investment Balances of All County Funds Managed By County Treasurer**

FUND DESCRIPTION INACTIVE FUNDS	FY2017	FY2016	FY2015	FY2014	FY2013	FY2012	FY2011	FY2010	FY2009	FY2008	FY2007	FY2006	FY2005
------------------------------------	--------	--------	--------	--------	--------	--------	--------	--------	--------	--------	--------	--------	--------

As of 05.31.2017

As Of Fiscal Year Ending Date

INACTIVE FUNDS														
F99	Light Up The Block			0.00	3.48	3.48	3.48	3.48	73.05	90.54	47.76	0.00	0.00	
F87	Flora Eckert					0.00	0.00	2,633.35	4,511.42	6,484.28	6,274.17	5,951.99	5,682.06	
F49	Homeland Security (2)						0.00	0.00	0.00	0.00	0.00	0.00	0.00	
F50	Homeland Security						0.00	0.00	0.00	0.00	0.00	100.00	0.00	
F88	Krikorian						0.00	0.00	28,000.00	26,700.71	25,835.51	25,117.93	24,942.10	
F38	Intoxication/Drug Court						0.00	0.00	0.00	869.40				
F33	Graffiti Eradication						0.00	0.00	0.00	0.00	0.00	0.00	0.00	
F52	COB Series 2001						0.00	0.00	0.00	0.00	0.00	0.00	0.00	
F--	County Court Records Archive...								0.00	0.00	0.00	0.00	0.00	
F55	TIF Grant													
F56	1997 TCHCA-Fbg													
F74	Airport Economic													
F60	Post Office Certificates													
F26	Historical Commission													
F57	Harper-1996TCDP													
F58	Stonewall Grant #2													
F59	Stonewall Grant #1													
F91	DWI Educational													
F73	Airport Master													
F14	Internal Inventory													
TOTALS ALL INACTIVE FUNDS		0.00	0.00	0.00	0.00	0.00	0.00	0.00	2,633.35	32,511.42	34,054.39	32,109.68	31,169.92	30,624.16

TOTALS ALL FUNDS	23,610,457.32	17,394,230.12	15,336,745.28	18,465,593.52	25,364,535.29	9,249,879.69	10,060,270.39	11,399,746.66	12,236,761.52	11,640,041.66	10,474,379.94	8,299,421.01	6,600,165.99
-----------------------------	---------------	---------------	---------------	---------------	---------------	--------------	---------------	---------------	---------------	---------------	---------------	--------------	--------------

FY2017
As of 05.31.2017

FY2016
As Of Fiscal Year Ending Date

GILLESPIE COUNTY, TEXAS
STATEMENT OF
Maintenance & Operating Accounts

	FY2017 as of 05.31.2017	FY2016	FY2015	FY2014	FY2013	FY2012	FY2011	FY2010	FY2009	FY2008	FY2007	FY2006	FY2005	FY2004
	As Of Fiscal Year Ending Date													
	Revenues Inclusive Interfund Allocations													
GENERAL and ROAD & BRIDGE Maintenance & Operating														
General M&O														
F10 General Fund	15,189,183.96	15,277,118.38	14,328,862.53	12,755,375.08	12,660,309.58	10,657,906.95	10,270,640.00	10,012,774.28	10,028,550.21	9,824,012.18	9,490,558.36	8,835,351.86	7,552,137.53	6,694,818.95
General Fund Over/(Under) Prior Period	(87,934.42)	948,255.85	1,573,487.45	95,065.50	2,002,402.63	387,266.95	257,865.72	(15,775.93)	104,538.03	433,453.82	655,206.50	1,283,214.33	857,318.58	
General Fund Cumulative Change for Periods Shown	8,494,365.01	8,582,299.43	7,634,043.38	6,060,556.13	5,965,490.63	3,963,088.00	3,575,821.05	3,317,955.33	3,333,731.26	3,229,193.23	2,795,739.41	2,140,532.91	857,318.58	
Road & Bridge M&O														
F15 County Wide	3,144,219.55	2,689,183.71	2,505,423.71	2,340,392.13	2,406,186.26	2,332,689.79	2,238,480.99	2,655,743.60	2,455,013.90	2,407,977.22	1,729,457.34	1,503,999.95	1,460,739.18	1,803,469.90
F16 Precinct No 1	281,166.27	672,953.29	553,250.36	562,311.15	535,823.96	495,287.80	435,659.70	744,672.18	777,666.49	466,454.42	399,503.85	464,726.41	363,441.58	363,007.70
F17 Precinct No 2	292,808.69	559,516.98	501,916.42	470,090.32	458,483.76	393,971.07	360,599.55	696,129.62	488,100.77	437,920.95	414,722.93	340,778.11	382,243.78	249,193.16
F18 Precinct No 3	278,430.98	573,953.02	835,249.40	653,606.04	774,237.93	893,200.46	815,249.25	827,083.23	773,976.99	580,570.58	415,908.20	451,128.21	381,907.46	446,687.99
F19 Precinct No 4	311,277.37	586,899.98	518,659.61	444,169.11	503,497.57	395,510.13	490,546.26	554,193.35	558,733.58	486,036.38	388,009.34	303,625.82	350,971.44	248,722.06
Sub-Total R&B	4,307,902.86	5,082,506.98	4,914,459.50	4,470,568.75	4,678,229.48	4,510,659.25	4,340,335.75	5,477,821.98	5,053,491.73	4,376,599.55	3,337,601.65	3,064,458.50	2,929,303.44	3,111,080.81
Road & Bridge Over/(Under) Prior Period	(774,604.12)	168,007.48	443,930.75	(207,660.73)	167,570.23	170,123.50	(1,137,286.23)	424,330.25	674,532.18	1,041,357.89	273,143.16	135,155.06	(181,777.37)	
Road & Bridge Cumulative Change for Periods Shown	1,196,822.05	1,971,426.17	1,803,418.69	1,359,487.94	1,567,148.67	1,399,578.44	1,229,454.94	2,366,741.17	1,942,410.92	1,267,876.74	226,520.85	(46,822.31)	(181,777.37)	
Overall Totals General / Road & Bridge M&O	19,497,086.82	20,359,625.36	19,243,362.03	17,225,943.83	17,338,539.06	15,168,566.20	14,611,175.75	15,490,596.26	15,082,041.94	14,302,971.73	12,828,160.02	11,899,810.36	10,481,440.97	9,805,899.76
Overall Over/(Under) Prior Period	(862,538.54)	1,116,263.33	2,017,418.20	(112,595.23)	2,169,972.86	557,390.45	(879,420.51)	408,554.32	779,070.21	1,474,811.71	928,349.66	1,418,369.39	675,541.21	
Overall Cumulative Change for Periods Shown	9,691,187.06	10,553,725.60	9,437,462.27	7,420,044.07	7,532,639.30	5,362,666.44	4,805,275.99	5,684,696.50	5,276,142.18	4,497,071.97	3,022,260.26	2,093,910.60	675,541.21	

GILLESPIE COUNTY, TEXAS
STATEMENT OF
Maintenance & Operating Accounts

	FY2017 as of 05.31.2017	FY2016	FY2015	FY2014	FY2013	FY2012	FY2011	FY2010	FY2009	FY2008	FY2007	FY2006	FY2005	FY2004
	As Of Fiscal Year Ending Date													
GENERAL and ROAD & BRIDGE Maintenance & Operating	Net Change for Periods Shown Revenues Less Expenditures Inclusive Interfund Allocations and Adjustments													
General M&O														
F10 General Fund	5,224,427.36	1,908,721.38	998,180.93	1,497,823.86	1,547,557.43	(717,167.06)	(958,563.92)	(1,204,121.99)	404,967.42	985,802.98	1,480,441.62	1,626,479.69	364,723.50	380,238.89
General Fund Over/(Under) Prior Period	3,315,705.98	910,540.45	(499,642.93)	(49,733.57)	2,264,724.49	241,396.86	245,558.07	(1,609,089.41)	(580,835.56)	(494,638.64)	(146,038.07)	1,261,756.19	(15,515.39)	
General Fund Cumulative Change for Periods Shown	4,844,188.47	1,528,482.49	617,942.04	1,117,584.97	1,167,318.54	(1,097,405.95)	(1,338,802.81)	(1,584,360.88)	24,728.53	605,564.09	1,100,202.73	1,246,240.80	(15,515.39)	
Road & Bridge M&O														
F15 County Wide	1,785,945.10	6,529.39	(36,777.36)	93,208.67	16,403.72	21,073.78	16,610.21	(184,322.26)	(174,441.21)	323,951.23	51,256.11	(110,751.87)	(183,874.03)	366,667.22
F16 Precinct No 1	(99,490.80)	31,129.84	26,580.33	706.85	(3,891.29)	(69,087.35)	(105,686.00)	109,757.28	150,613.76	(128,527.88)	73,946.99	67,211.41	(12,231.34)	22,995.25
F17 Precinct No 2	(97,991.18)	39,178.20	17,005.28	(12,341.08)	4,259.12	(31,234.63)	(147,311.55)	211,681.22	(12,561.56)	23,845.29	85,080.76	(14,329.62)	56,647.31	(64,093.74)
F18 Precinct No 3	(66,899.10)	30,133.18	125,088.48	(122,503.40)	10,578.25	(47,284.57)	(54,176.36)	167,421.30	95,399.28	(167,544.06)	130,215.20	41,772.49	18,975.95	(57,554.40)
F19 Precinct No 4	<u>(45,808.03)</u>	<u>29,815.19</u>	<u>40,047.30</u>	<u>(67,540.64)</u>	<u>53,998.31</u>	<u>(53,962.80)</u>	<u>(37,792.17)</u>	<u>36,799.54</u>	<u>92,346.77</u>	<u>(89,321.97)</u>	<u>150,017.33</u>	<u>57,347.28</u>	<u>53,223.25</u>	<u>(49,418.79)</u>
Sub-Total R&B	1,475,755.99	136,785.80	171,944.03	(108,469.60)	81,348.11	(180,495.57)	(328,355.87)	341,337.08	151,357.04	(37,597.39)	490,516.39	41,249.69	(67,258.86)	218,595.54
Road & Bridge Over/(Under) Prior Period	1,338,970.19	(35,158.23)	280,413.63	(189,817.71)	261,843.68	147,860.30	(669,692.95)	189,980.04	188,954.43	(528,113.78)	449,266.70	108,508.55	(285,854.40)	
Road & Bridge Cumulative Change for Periods Shown	1,257,160.45	(81,809.74)	(46,651.51)	(327,065.14)	(137,247.43)	(399,091.11)	(546,951.41)	122,741.54	(67,238.50)	(256,192.93)	271,920.85	(177,345.85)	(285,854.40)	
Overall Totals General / Road & Bridge M&O	6,700,183.35	2,045,507.18	1,170,124.96	1,389,354.26	1,628,905.54	(897,662.63)	(1,286,919.79)	(862,784.91)	556,324.46	948,205.59	1,970,958.01	1,667,729.38	297,464.64	598,834.43
Overall Over/(Under) Prior Period	4,654,676.17	875,382.22	(219,229.30)	(239,551.28)	2,526,568.17	389,257.16	(424,134.88)	(1,419,109.37)	(391,881.13)	(1,022,752.42)	303,228.63	1,370,264.74	(301,369.79)	
Overall Cumulative Change for Periods Shown	6,101,348.92	1,446,672.75	571,290.53	790,519.83	1,030,071.11	(1,496,497.06)	(1,885,754.22)	(1,461,619.34)	(42,509.97)	349,371.16	1,372,123.58	1,068,894.95	(301,369.79)	

GILLESPIE COUNTY, TEXAS
STATEMENT OF
Maintenance & Operating Accounts

		FY2017 as of 05.31.2017	FY2016	FY2015	FY2014	FY2013	FY2012	FY2011	FY2010	FY2009	FY2008	FY2007	FY2006	FY2005	FY2004
		As Of Fiscal Year Ending Date													
GENERAL and ROAD & BRIDGE Maintenance & Operating		Cash Balances													
General M&O															
F10	General Fund	17,559,121.40	12,334,694.04	10,425,972.66	9,427,791.73	7,929,967.87	6,382,410.44	7,099,577.50	8,058,141.42	9,262,263.41	8,857,295.99	7,871,493.01	6,391,051.39	4,764,571.70	4,399,848.20
	General Fund Over/(Under) Prior Period	5,224,427.36	1,908,721.38	998,180.93	1,497,823.86	1,547,557.43	(717,167.06)	(958,563.92)	(1,204,121.99)	404,967.42	985,802.98	1,480,441.62	1,626,479.69	364,723.50	
	General Fund Cumulative Change for Periods Shown	13,159,273.20	7,934,845.84	6,026,124.46	5,027,943.53	3,530,119.67	1,982,562.24	2,699,729.30	3,658,293.22	4,862,415.21	4,457,447.79	3,471,644.81	1,991,203.19	364,723.50	
Road & Bridge M&O															
F15	County Wide	2,134,317.14	348,372.04	341,842.65	378,620.01	285,411.34	269,007.62	247,933.84	231,323.63	415,645.89	590,087.10	266,135.87	214,879.76	325,631.63	509,505.66
F16	Precinct No 1	200,211.59	299,702.39	268,572.55	241,992.22	241,285.37	245,176.66	314,264.01	419,950.01	310,192.73	159,578.97	288,106.85	214,159.86	146,948.45	159,179.79
F17	Precinct No 2	208,900.99	306,892.17	267,713.97	250,708.69	263,049.77	258,790.65	290,025.28	437,336.83	225,655.61	238,217.17	214,371.88	129,291.12	143,620.74	86,973.43
F18	Precinct No 3	231,910.98	298,810.08	268,676.90	143,588.42	266,091.82	255,513.57	302,798.14	356,974.50	189,553.20	94,153.92	261,697.98	131,482.78	89,710.29	70,734.34
F19	Precinct No 4	<u>253,023.10</u>	<u>298,831.13</u>	<u>269,015.94</u>	<u>228,968.64</u>	<u>296,509.28</u>	<u>242,510.97</u>	<u>296,473.77</u>	<u>334,265.94</u>	<u>297,466.40</u>	<u>205,119.63</u>	<u>294,441.60</u>	<u>144,424.27</u>	<u>87,076.99</u>	<u>33,853.74</u>
	Sub-Total R&B	3,028,363.80	1,562,607.81	1,415,822.01	1,243,877.98	1,352,347.58	1,270,999.47	1,451,495.04	1,779,850.91	1,438,513.83	1,287,156.79	1,324,754.18	834,237.79	792,988.10	860,246.96
	Road & Bridge Over/(Under) Prior Period	1,475,755.99	136,785.80	171,944.03	(108,469.60)	81,348.11	(180,495.57)	(328,355.87)	341,337.08	151,357.04	(37,597.39)	490,516.39	41,249.69	(67,258.86)	
	Road & Bridge Cumulative Change for Periods Shown	2,168,116.84	692,360.85	555,575.05	383,631.02	492,100.62	410,752.51	591,248.08	919,603.95	578,266.87	426,909.83	464,507.22	(26,009.17)	(67,258.86)	
Overall Totals General / Road & Bridge M&O		20,587,485.20	13,887,301.85	11,841,794.67	10,671,669.71	9,282,315.45	7,653,409.91	8,551,072.54	9,837,992.33	10,700,777.24	10,144,452.78	9,196,247.19	7,225,289.18	5,557,559.80	5,260,095.16
	Overall Over/(Under) Prior Period	6,700,183.35	2,045,507.18	1,170,124.96	1,389,354.26	1,628,905.54	(897,662.63)	(1,286,919.79)	(862,784.91)	556,324.46	948,205.59	1,970,958.01	1,667,729.38	297,464.64	
	Overall Cumulative Change for Periods Shown	15,327,390.04	8,627,206.69	6,581,699.51	5,411,574.55	4,022,220.29	2,393,314.75	3,290,977.38	4,577,897.17	5,440,682.08	4,884,357.62	3,936,152.03	1,965,194.02	297,464.64	

**GILLESPIE COUNTY, TEXAS
STATEMENT OF
Fund Cash/Investment Balances of County Funds
Managed by County Treasurer**

Reporting Period for Maintenance & Operating, COB/GOB Operating & I&S, Special Revenue, Special Revenue..Grants, Trust and Agency	FY2017	FY2016	FY2015	FY2014	FY2013	FY2012	FY2011	FY2010	FY2009	FY2008	FY2007	FY2006	FY2005	FY2004	FY2003	FY2002
October	16,272,543.01	14,616,600.12	17,978,164.94	25,230,555.83	8,816,582.93	9,537,289.92	10,782,766.00	11,614,108.61	10,952,885.50	9,958,440.67	7,952,494.30	6,412,175.43	5,710,864.59	5,339,657.00	5,562,776.43	5,033,726.92
November	16,757,237.98	14,967,969.47	17,265,750.38	24,953,535.22	8,890,316.88	9,228,798.73	10,570,060.92	11,537,538.96	10,498,889.31	10,152,409.10	8,025,261.13	6,492,254.19	5,815,771.82	5,220,602.83	5,513,508.58	4,915,333.89
December	18,910,143.59	17,966,511.65	18,099,680.09	26,637,025.05	11,373,696.92	10,169,466.12	11,532,479.69	12,910,952.83	11,682,933.59	10,684,794.29	8,972,555.93	7,597,535.16	6,569,101.79	5,773,095.57	6,725,293.46	5,464,922.96
January	23,410,597.59	21,039,628.80	21,177,485.65	28,516,107.73	13,685,971.08	13,393,446.13	14,318,444.26	15,498,047.87	14,366,251.90	13,481,253.20	11,165,036.24	9,488,659.54	8,523,475.25	7,456,134.19	7,390,382.57	6,921,671.85
February	25,511,306.05	22,828,117.19	22,683,610.22	29,162,422.51	14,892,438.88	14,337,413.69	15,203,602.68	15,956,038.21	15,735,998.80	14,555,820.37	12,335,852.17	10,433,012.87	9,341,225.17	8,739,837.04	8,067,857.08	7,169,069.03
March	24,727,851.29	22,133,022.22	21,915,869.23	28,011,622.33	14,353,262.89	13,951,224.66	14,605,425.43	15,787,975.99	15,568,191.69	14,421,603.69	12,279,235.33	10,316,847.09	9,342,261.49	8,166,505.99	7,877,519.02	6,846,516.10
April	24,068,056.00	21,311,930.04	19,863,672.60	26,965,965.28	14,036,410.76	13,204,240.38	14,182,107.24	14,911,731.87	15,332,630.30	14,171,386.04	12,168,084.51	10,225,221.29	9,153,636.99	7,706,537.20	7,632,850.74	6,879,522.09
May	23,610,457.32	20,969,598.11	19,534,757.94	25,202,625.86	13,381,534.31	12,853,474.81	13,180,018.23	14,443,624.89	14,826,308.29	13,675,832.00	11,856,634.81	10,019,168.98	9,181,379.67	7,646,857.66	7,396,585.22	6,759,604.54
June	20,190,779.78	18,530,454.23	18,530,454.23	23,610,769.72	27,806,922.21	11,927,636.15	12,450,284.14	13,583,948.59	14,202,648.08	13,175,542.95	11,508,032.29	9,433,093.74	8,832,285.06	7,186,622.71	7,107,557.40	6,426,986.33
July	19,259,464.27	17,462,407.18	17,462,407.18	21,673,344.14	26,973,808.70	11,234,719.43	11,652,419.87	13,105,834.49	13,620,954.46	12,336,729.42	11,412,064.22	9,030,022.51	8,376,255.12	6,807,050.38	6,620,898.14	6,217,837.20
August	18,177,957.02	16,349,354.15	16,349,354.15	19,928,413.83	25,790,313.41	10,192,089.49	11,033,361.48	12,483,092.82	12,578,256.55	11,932,892.72	10,883,175.64	8,667,571.59	7,898,769.17	6,509,004.74	5,964,701.17	5,922,921.90
September	17,394,230.12	15,335,745.28	15,335,745.28	18,465,597.00	25,364,538.77	9,249,883.17	10,060,273.87	11,399,750.14	12,236,834.57	11,640,132.20	10,474,427.70	8,299,421.01	6,600,165.99	5,886,940.47	5,731,396.90	5,654,746.62

GOB Series 2013, Jail Construction
Project, bond funding accounted for
sudden increase in balance - LL

FY Monthly Average	21,658,524.10	19,237,984.07	18,849,829.32	24,863,165.46	17,113,816.48	11,607,473.47	12,464,271.98	13,602,720.44	13,466,899.42	12,515,569.64	10,752,737.86	8,867,915.28	7,945,432.68	6,869,820.48	6,799,277.23	6,184,321.62
---------------------------	----------------------	---------------	---------------	---------------	---------------	---------------	---------------	---------------	---------------	---------------	---------------	--------------	--------------	--------------	--------------	--------------

**Current Reported Month
and
Fiscal Year To Date**

Over / (Under)

Same Month Prior Year **2,640,859.21**

Prior Fiscal Year End **6,216,227.20**

Prior Fiscal Year End **6,216,227.20**

**GILLESPIE COUNTY, TEXAS
STATEMENT OF
Fund Cash/Investment Balances of County Funds
Managed by County Treasurer**

FY2001	FY2000	FY1999	FY1998	FY1997	FY1996	FY1995	FY1994	FY1993	FY1992	FY1991	FY1990	FY1989	FY1988	FY1987	FY1986	FY1985	Monthly Average All Years	Reporting Period for Maintenance & Operating, COB/GOB Operating & Special Revenue, Special Revenue, Ormns, Trust and Agency
4,347,101.24	4,138,349.94	2,869,048.51	2,322,043.99	1,853,442.32	1,554,442.37	1,968,633.68	1,677,992.97	1,738,021.70	1,766,907.01	1,666,979.55	1,479,994.82	1,489,873.32	773,740.58	785,053.51	551,992.07	792,093.37	6,167,798.85	October
4,073,098.62	3,944,234.24	2,806,697.13	2,287,658.80	1,738,403.49	1,588,939.20	2,054,228.71	1,872,272.98	1,664,926.42	1,867,311.17	1,738,597.34	1,603,024.84	1,422,802.33	793,137.76	666,242.80	494,761.58	623,030.66	6,122,563.86	November
4,553,826.12	4,285,123.56	3,457,225.42	2,370,460.19	2,015,412.36	1,553,702.23	2,102,455.14	2,004,156.61	1,927,643.72	2,009,086.57	2,071,100.64	1,749,440.24	1,522,220.64	794,004.97	638,401.65	515,396.75	592,516.53	6,825,526.15	December
5,917,064.54	5,211,901.34	4,747,606.42	3,294,281.32	2,843,260.54	2,472,762.49	2,546,555.58	2,422,956.29	2,234,617.11	2,447,087.69	2,241,349.45	2,187,618.39	1,886,694.05	1,176,726.03	895,393.31	987,264.23	911,641.21	8,310,829.81	January
6,421,291.43	5,911,367.71	5,322,878.29	3,993,869.93	3,407,005.87	2,960,651.56	2,960,114.57	2,786,604.82	2,577,390.38	2,873,613.36	2,643,751.97	2,515,707.05	2,279,290.31	1,697,770.08	1,530,430.47	1,707,926.04	1,288,936.99	9,085,824.93	February
6,235,513.63	5,804,576.79	5,276,473.40	3,867,713.74	3,383,796.71	2,916,434.18	2,701,020.25	2,817,055.25	2,446,335.40	2,811,958.62	2,589,532.80	2,424,636.02	2,300,423.71	1,879,466.93	1,572,385.72	1,654,964.77	1,261,996.19	8,855,946.02	March
6,165,584.41	5,611,303.40	5,147,026.03	3,856,248.10	3,370,510.51	2,844,956.24	2,603,667.16	2,814,731.50	2,446,965.20	2,846,044.26	2,647,946.48	2,446,382.46	2,354,485.13	1,884,438.19	1,647,314.57	1,771,308.72	1,360,124.93	8,594,939.99	April
5,872,305.69	5,597,496.54	5,145,729.29	3,729,564.69	3,275,787.89	2,651,158.09	2,420,785.62	2,795,038.54	2,614,500.86	2,664,830.17	2,595,986.23	2,402,307.66	2,282,817.61	1,897,795.66	1,472,593.18	1,691,409.95	1,210,356.42	8,328,997.78	May
5,398,788.82	5,229,130.33	4,896,201.25	3,531,314.01	2,987,283.92	2,535,222.89	2,084,641.35	2,586,555.11	2,371,095.71	2,474,786.80	2,436,392.72	2,319,796.07	2,217,931.41	1,815,598.58	1,439,656.15	1,651,635.17	1,129,347.73	7,908,716.92	June
4,751,943.98	5,019,100.05	4,695,468.93	3,445,413.11	2,962,321.73	2,375,375.37	2,030,459.33	2,324,665.35	2,086,490.66	2,166,748.69	2,373,369.73	2,247,875.53	2,057,556.08	1,770,363.23	1,314,952.63	1,548,746.47	998,709.28	7,498,855.30	July
4,309,221.50	4,875,181.07	4,508,722.39	3,369,985.56	2,786,747.61	2,218,481.28	1,819,617.83	2,263,605.13	2,029,973.96	2,078,961.54	2,158,156.49	1,995,691.66	1,950,450.56	1,733,930.99	1,181,205.11	1,466,150.68	824,648.71	7,058,831.49	August
4,084,176.41	4,575,232.89	4,394,094.37	3,208,449.92	2,590,681.06	2,098,133.77	1,584,937.70	2,063,733.13	1,872,419.95	1,917,213.24	2,014,947.50	1,766,243.49	1,643,269.78	1,541,576.26	770,951.77	839,823.87	671,522.07	6,607,452.84	September

5,175,159.70 5,016,916.49 4,499,764.29 3,273,083.61 2,767,887.83 2,314,168.31 2,239,759.74 2,369,613.97 2,167,531.76 2,327,045.76 2,264,009.24 2,094,893.19 1,951,484.58 1,479,879.11 1,159,548.41 1,240,115.03 972,077.01

(491,056.48) 181,138.52 1,185,644.45 617,768.86 492,547.29 513,196.07 (484,795.43) 197,313.18 (44,793.29) (97,734.26) 248,704.01 122,973.71 101,693.52 770,624.49 (68,872.10) 168,301.80

NOTE: Rollback election held
April 05, 1986 ... rollback passed

GILLESPIE COUNTY, TEXAS
COUNTY SALES TAX ALLOCATION SUMMARY

March 1988 through FY2017

Period Tax Allocation Received	FY1988	FY1989	FY1990	FY1991	FY1992	FY1993	FY1994	FY1995	FY1996	FY1997	FY1998	FY1999	FY2000	FY2001	FY2002	FY2003	FY2004	FY2005
October	22,614.86	26,881.55	33,537.36	36,992.75	41,801.10	49,891.91	49,891.91	82,743.15	58,486.86	52,039.59	54,837.86	50,951.69	65,241.66	68,865.34	75,743.16	81,976.96	77,478.63	82,681.54
November	43,215.06	44,231.67	43,279.83	50,014.92	55,881.19	64,445.89	64,445.89	64,104.87	61,441.85	62,637.05	66,039.70	74,731.00	69,172.12	86,097.63	88,692.77	87,006.90	94,471.11	103,544.31
December	24,372.61	27,072.59	27,183.79	32,965.97	49,151.47	46,769.97	46,769.97	48,349.36	49,676.22	60,611.08	60,993.07	70,326.26	85,955.47	70,180.00	82,667.48	77,782.13	84,302.14	87,745.88
January	23,143.13	28,570.51	34,889.95	33,040.99	47,672.78	61,026.80	61,026.80	58,115.99	55,693.53	56,392.42	60,499.63	58,712.49	79,145.12	77,326.63	85,504.02	80,568.74	80,630.57	92,483.12
February	55,088.79	55,601.40	56,692.45	64,014.68	85,296.84	86,415.96	79,879.42	75,116.79	82,205.56	94,754.60	105,116.56	99,705.36	104,689.49	112,735.48	104,067.24	115,871.28	121,222.18	
March	10,048.12	19,376.35	22,842.31	27,786.80	30,546.66	42,841.80	37,823.28	44,989.12	55,964.23	49,941.44	54,150.75	58,367.91	72,739.72	61,652.97	77,471.73	65,204.25	71,784.27	85,739.86
April	13,766.26	18,223.31	22,431.61	26,597.86	52,007.16	42,480.30	66,059.85	45,858.42	50,129.00	45,435.42	53,515.01	59,649.70	66,084.12	69,317.65	72,330.32	62,331.14	70,741.63	65,194.79
May	37,630.57	41,151.11	44,480.87	46,655.96	31,203.05	66,316.77	57,489.64	64,876.69	62,424.84	71,468.21	69,091.17	91,409.71	96,441.51	93,043.82	94,505.94	93,443.25	102,949.16	112,599.80
June	24,530.57	24,076.76	27,059.33	31,503.80	41,913.33	48,605.58	44,647.36	48,588.21	58,749.69	81,697.08	77,574.05	72,275.15	70,155.54	79,441.16	92,403.66	87,764.45	89,329.15	105,312.44
July	20,139.41	24,953.23	27,959.52	34,719.01	43,922.13	49,464.53	46,368.42	50,605.85	54,962.52	57,092.55	64,608.17	59,958.51	76,576.31	87,695.36	89,767.62	86,277.93	82,641.66	94,818.82
August	46,170.12	40,397.69	50,886.17	50,868.66	58,425.43	73,116.78	67,507.13	66,889.81	59,548.35	72,612.17	84,458.60	98,754.28	91,921.77	118,409.57	90,669.86	95,008.16	113,582.54	120,028.46
September	24,924.06	28,458.24	28,987.84	33,905.34	56,740.88	52,232.41	46,155.60	61,535.89	71,272.01	70,867.09	72,854.10	69,870.60	74,040.54	81,351.52	82,708.52	84,060.29	88,592.39	100,874.13
Total Per Year	177,209.11	371,069.14	406,705.37	447,587.81	531,786.15	654,863.55	679,601.81	714,336.98	713,466.19	742,999.64	814,374.71	870,123.86	947,268.24	996,071.14	1,045,200.46	1,006,093.44	1,072,404.53	1,172,245.33
Total All Years	177,209.11	548,278.25	954,983.82	1,402,571.43	1,934,359.58	2,589,223.13	3,268,824.94	3,983,161.92	4,696,628.11	5,439,627.75	6,254,002.46	7,124,126.32	8,071,394.56	9,067,485.70	10,112,666.16	11,118,759.60	12,191,164.13	13,363,409.46
\$ Inc / (Dec) Over Prior Year	193,860.03	35,636.23	40,882.44	64,200.34	123,075.40	24,738.26	34,735.17	(870.79)	29,533.45	71,375.07	55,749.15	77,144.38	48,802.80	49,129.32	(39,107.02)	66,311.09	99,840.80	
% Inc / (Dec) Over Prior Year	109.40%	9.60%	10.05%	18.81%	23.14%	3.78%	5.11%	-0.12%	4.14%	9.61%	6.85%	8.87%	5.15%	4.93%	-3.74%	6.59%	9.31%	
CY1987	CY1988	CY1989	CY1990	CY1991	CY1992	CY1993	CY1994	CY1995	CY1996	CY1997	CY1998	CY1999	CY2000	CY2001	CY2002	CY2003	CY2004	
0.00	267,411.64	378,752.42	412,820.54	463,560.47	558,648.27	669,137.56	711,691.42	690,744.53	719,148.86	750,582.57	827,513.03	894,484.16	950,041.96	1,020,031.58	1,044,865.04	1,015,577.33	1,090,124.38	
\$ Inc / (Dec) Over Prior Year	207,411.64	111,340.78	34,068.12	50,739.93	95,087.80	110,489.29	42,553.86	(20,946.89)	28,404.43	31,433.61	76,930.46	66,071.13	55,557.80	69,989.62	24,833.46	(29,287.71)	74,547.05	

GILLESPIE COUNTY, TEXAS
COUNTY SALES TAX ALLOCATION SUMMARY

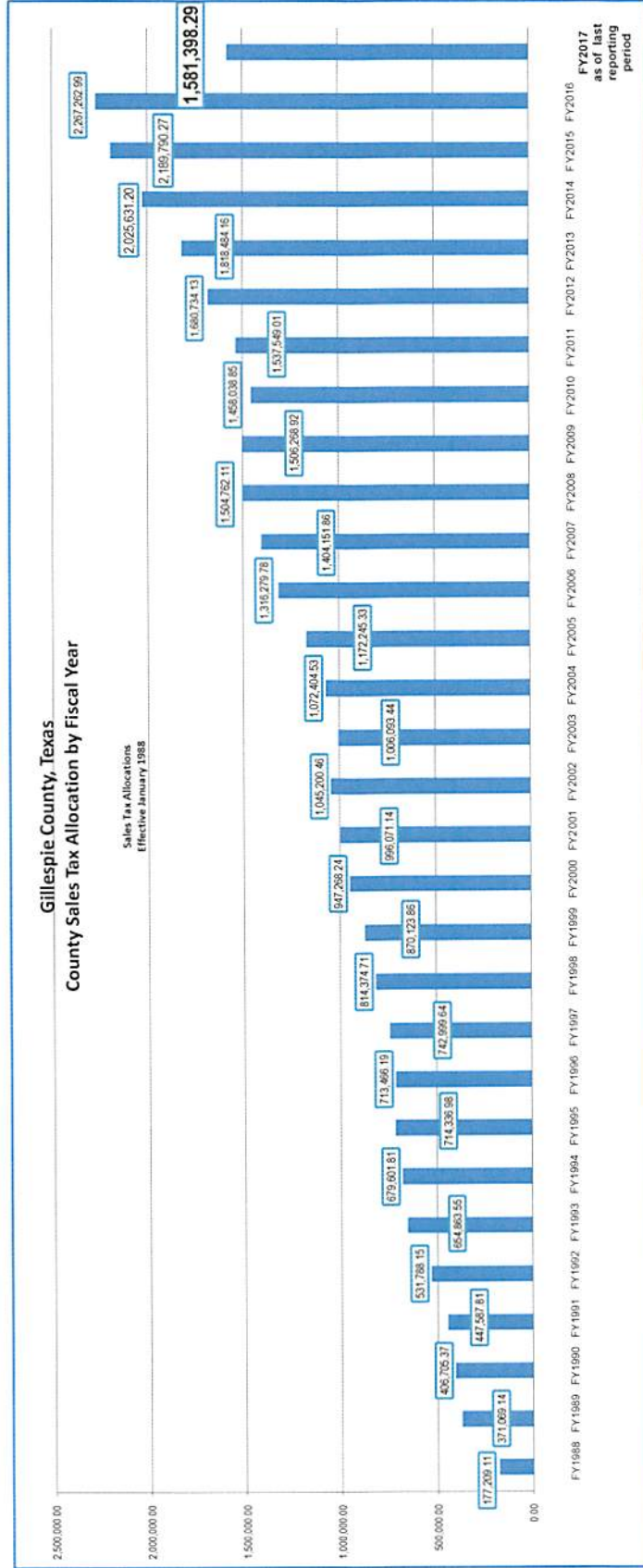
March 1988 through FY2017

FY2006	FY2007	FY2008	FY2009	FY2010	FY2011	FY2012	FY2013	FY2014	FY2015	FY2016	FY2017	Overall Average Per Month	Month Of VTD
95,196.86	106,167.81	115,258.59	118,217.21	102,116.77	112,243.67	125,892.57	141,081.58	146,138.99	157,617.68	147,648.21	169,840.22	169,840.22	October
110,993.24	122,702.20	130,133.07	134,938.43	123,352.45	139,931.32	131,441.01	134,815.56	165,928.20	184,365.11	192,079.08	196,293.03	196,293.03	September and 3rd Quarter
100,977.05	106,040.22	118,582.93	120,353.88	121,763.89	122,844.30	127,081.99	144,995.63	158,611.46	185,647.66	184,958.53	190,144.19	190,144.19	December
107,956.62	116,856.59	121,835.04	124,899.65	114,005.56	129,099.90	135,485.95	156,063.01	159,082.75	173,843.05	175,216.35	194,363.03	194,363.03	December, 4th Quarter, Yearly
137,746.11	151,528.51	158,719.04	156,720.77	152,030.86	164,529.87	171,080.19	193,126.02	202,308.32	223,742.03	254,424.26	264,045.64	264,045.64	February
89,543.91	88,390.24	99,481.19	98,684.79	90,304.94	97,024.18	107,810.68	120,617.71	136,428.71	141,523.60	150,478.20	160,281.99	160,281.99	March
87,212.18	92,872.45	104,111.05	99,616.55	93,204.34	92,537.54	118,975.35	134,236.14	146,805.07	146,866.39	161,767.10	178,713.30	178,713.30	April
125,621.99	132,335.88	133,405.05	141,709.49	148,772.69	153,252.45	177,882.27	187,322.27	195,085.16	203,013.55	239,591.23	227,716.89	227,716.89	March and 1st Quarter
109,484.20	113,117.58	133,410.60	129,041.03	127,895.46	129,743.30	144,969.57	152,170.48	189,564.70	184,387.61	187,272.86	184,387.61	184,387.61	May
112,088.28	119,846.83	122,196.26	117,201.96	116,809.95	125,153.69	140,436.50	154,274.37	165,319.97	187,207.85	181,228.88	181,228.88	181,228.88	June
108,739.98	116,168.09	124,848.42	128,883.49	125,112.90	117,914.04	138,870.51	151,120.09	172,568.83	184,784.93	179,939.06	179,939.06	179,939.06	July
130,749.36	138,119.40	142,760.87	136,001.87	141,808.04	153,274.75	160,837.54	148,661.30	187,789.04	216,770.81	212,661.23	212,661.23	212,661.23	August
108,739.98	116,168.09	124,848.42	128,883.49	125,112.90	117,914.04	138,870.51	151,120.09	172,568.83	184,784.93	179,939.06	179,939.06	179,939.06	September
92,378.61	92,378.61	92,378.61	92,378.61	92,378.61	92,378.61	92,378.61	92,378.61	92,378.61	92,378.61	92,378.61	92,378.61	92,378.61	October
110,993.24	122,702.20	130,133.07	134,938.43	123,352.45	139,931.32	131,441.01	134,815.56	165,928.20	184,365.11	192,079.08	196,293.03	196,293.03	November
100,977.05	106,040.22	118,582.93	120,353.88	121,763.89	122,844.30	127,081.99	144,995.63	158,611.46	185,647.66	184,958.53	190,144.19	190,144.19	December
107,956.62	116,856.59	121,835.04	124,899.65	114,005.56	129,099.90	135,485.95	156,063.01	159,082.75	173,843.05	175,216.35	194,363.03	194,363.03	January
137,746.11	151,528.51	158,719.04	156,720.77	152,030.86	164,529.87	171,080.19	193,126.02	202,308.32	223,742.03	254,424.26	264,045.64	264,045.64	February
89,543.91	88,390.24	99,481.19	98,684.79	90,304.94	97,024.18	107,810.68	120,617.71	136,428.71	141,523.60	150,478.20	160,281.99	160,281.99	March
87,212.18	92,872.45	104,111.05	99,616.55	93,204.34	92,537.54	118,975.35	134,236.14	146,805.07	146,866.39	161,767.10	178,713.30	178,713.30	April
125,621.99	132,335.88	133,405.05	141,709.49	148,772.69	153,252.45	177,882.27	187,322.27	195,085.16	203,013.55	239,591.23	227,716.89	227,716.89	May
109,484.20	113,117.58	133,410.60	129,041.03	127,895.46	129,743.30	144,969.57	152,170.48	189,564.70	184,387.61	187,272.86	184,387.61	184,387.61	June
112,088.28	119,846.83	122,196.26	117,201.96	116,809.95	125,153.69	140,436.50	154,274.37	165,319.97	187,207.85	181,228.88	181,228.88	181,228.88	July
108,739.98	116,168.09	124,848.42	128,883.49	125,112.90	117,914.04	138,870.51	151,120.09	172,568.83	184,784.93	179,939.06	179,939.06	179,939.06	August
130,749.36	138,119.40	142,760.87	136,001.87	141,808.04	153,274.75	160,837.54	148,661.30	187,789.04	216,770.81	212,661.23	212,661.23	212,661.23	September
108,739.98	116,168.09	124,848.42	128,883.49	125,112.90	117,914.04	138,870.51	151,120.09	172,568.83	184,784.93	179,939.06	179,939.06	179,939.06	October
146,799,699.24	16,083,841.10	17,588,803.21	19,094,872.13	20,552,910.98	22,090,459.99	23,771,224.12	25,589,708.28	27,615,339.48	29,805,129.75	32,072,392.74	33,653,791.03	33,653,791.03	Total All Years
1,316,279.78	1,404,151.88	1,504,762.11	1,508,268.92	1,458,038.85	1,537,549.01	1,660,764.13	1,818,484.16	2,025,631.20	2,189,790.27	2,267,262.99	1,581,398.29	1,581,398.29	Total Per Year
14,679,699.24	16,083,841.10	17,588,803.21	19,094,872.13	20,552,910.98	22,090,459.99	23,771,224.12	25,589,708.28	27,615,339.48	29,805,129.75	32,072,392.74	33,653,791.03	33,653,791.03	Total All Years
144,034.45	87,872.08	100,610.25	1,508.81	(48,230.07)	79,510.16	143,215.12	137,720.03	207,147.04	164,159.07	77,472.72	(685,864.70)	(685,864.70)	\$ Inc / (Dec) Over Prior Year
12.29%	6.68%	7.17%	0.10%	-3.20%	5.45%	9.31%	8.19%	11.39%	8.10%	3.54%	-30.25%	-30.25%	% Inc / -Dec Over Prior Year
CY2005	CY2006	CY2007	CY2008	CY2009	CY2010	CY2011	CY2012	CY2013	CY2014	CY2015	CY2016	CY2016	
1,205,410.75	1,344,052.92	1,433,216.16	1,514,296.84	1,479,992.71	1,485,825.03	1,546,945.29	1,717,241.33	1,868,270.04	2,082,583.00	2,169,843.64	2,298,856.61	2,298,856.61	\$ Inc / (Dec) Over Prior Year
115,286.37	138,642.17	89,163.24	81,080.68	(34,304.13)	5,832.32	61,120.26	170,296.04	151,028.71	214,312.96	104,260.64	112,012.97	112,012.97	\$ Inc / (Dec) Over Prior Year

NOTATION: Sales tax allocation was reduced by an audit collection of (\$59,573.77) related to a completed audit showing a 2012 exemption(s) outside the City of Fredericksburg that was incorrectly reported. This also had a large impact upon the State's sales tax revenue. Without audit adjustment, (City) County would have been no less than \$173,879(M) 2013 (66.11).

GILLESPIE COUNTY, TEXAS
COUNTY SALES TAX ALLOCATION SUMMARY

March 1988 through FY2017



GILLESPIE COUNTY, TEXAS REPAYMENT OF ERRONEOUS RECEIPT OF SALES AND USE TAX

**January 1997 Through October 2016
Paid Off September.2016**

	Year 1 1997	Year 2 1998	Year 3 1999	Year 4 2000	Year 5 2001	Year 6 2002	Year 7 2003	Year 8 2004	Year 9 2005	Year 10 2006	Year 11 2007	Year 12 2008	Year 13 2009	Year 14 2010	Year 15 2011	Year 16 2012	Year 17 2013	Year 18 2014	Year 19 2015	Year 20 2016	
Actual Balance At Year Start	211,870.02	201,276.54	190,683.06	180,089.58	169,496.10	158,902.62	148,309.14	137,715.66	127,122.18	116,528.70	105,935.22	95,341.74	84,748.26	74,154.78	63,561.30	52,967.82	42,374.34	31,780.86	21,187.38	10,593.90	
January	2,648.37	2,648.37	2,648.37	2,648.37	2,648.37	2,648.37	2,648.37	2,648.37	2,648.37	2,648.37	2,648.37	2,648.37	2,648.37	2,648.37	2,648.37	2,648.37	2,648.37	2,648.37	2,648.37	2,648.37	2,648.37
April	2,648.37	2,648.37	2,648.37	2,648.37	2,648.37	2,648.37	2,648.37	2,648.37	2,648.37	2,648.37	2,648.37	2,648.37	2,648.37	2,648.37	2,648.37	2,648.37	2,648.37	2,648.37	2,648.37	2,648.37	2,648.37
July	2,648.37	2,648.37	2,648.37	2,648.37	2,648.37	2,648.37	2,648.37	2,648.37	2,648.37	2,648.37	2,648.37	2,648.37	2,648.37	2,648.37	2,648.37	2,648.37	2,648.37	2,648.37	2,648.37	2,648.37	2,648.37
October	2,648.37	2,648.37	2,648.37	2,648.37	2,648.37	2,648.37	2,648.37	2,648.37	2,648.37	2,648.37	2,648.37	2,648.37	2,648.37	2,648.37	2,648.37	2,648.37	2,648.37	2,648.37	2,648.37	2,648.37	2,648.37
Total Remitted To Date	10,593.48	21,186.96	31,780.44	42,373.92	52,967.40	63,560.88	74,154.36	84,747.84	95,341.32	105,934.80	116,528.28	127,121.76	137,715.24	148,308.72	158,902.20	169,495.68	180,089.16	190,682.64	201,276.12	211,870.02	
Actual Balance To Date	201,276.54	190,683.06	180,089.58	169,496.10	158,902.62	148,309.14	137,715.66	127,122.18	116,528.70	105,935.22	95,341.74	84,748.26	74,154.78	63,561.30	52,967.82	42,374.34	31,780.86	21,187.38	10,593.90	(0.00)	
Projected Balance At Year End	201,276.54	190,683.06	180,089.58	169,496.10	158,902.62	148,309.14	137,715.66	127,122.18	116,528.70	105,935.22	95,341.74	84,748.26	74,154.78	63,561.30	52,967.82	42,374.34	31,780.86	21,187.38	10,593.90	0.00	

Gillespie County proposal of repayment (as outlined in letter of October 18, 1996) as accepted by State Comptroller ...
Gillespie County will make 80 quarterly payments (due first of each month: January, April, July, and October)
for 20 years beginning January 01, 1997:

79 quarterly payments of \$2,648.37 each beginning on January 01, 1997 through July 01, 2016 and
a final payment of \$2,648.79 on October 01, 2016 for a total of \$211,870.02.

Gillespie County, Texas
Hotel Occupancy Tax ... Quarterly Recaps
As of Period Ending May 31, 2017

	Collection/Remittance Period	Collections		Disbursements		Cash Balance
		HOT & P&I Interest Earnings	Convention & Visitors Bureau	Organizations etc		
FY2017	3rd Quarter 2017					
	Sub-Total	0.00	0.00	0.00	0.00	
	2nd Quarter 2017		128,391.13	166,071.00	133,000.00	527,540.09
FY2016	1st Quarter 2017		144,663.81			698,219.96
	4th Quarter 2016		111,214.19	166,071.00		553,556.15
	3rd Quarter 2016		142,319.44			608,412.96
FY2016	Sub-Total	61,446.57	526,588.57	332,142.00	133,000.00	
	2nd Quarter 2016		124,466.03	150,829.00	120,000.00	466,093.52
	1st Quarter 2016		128,625.32			612,456.49
FY2015	4th Quarter 2015		96,483.07	150,829.00		483,831.17
	3rd Quarter 2015		115,558.26		(881.94)	538,177.10
	Sub-Total	44,356.62	465,132.68	301,658.00	119,118.06	
FY2015	2nd Quarter 2015		120,944.22	127,742.50	118,000.00	421,736.90
	1st Quarter 2015		122,937.00			546,535.18
	4th Quarter 2014		104,239.90	127,742.50		423,598.18
FY2014	3rd Quarter 2014		120,711.31			447,100.78
	Sub-Total	95,347.43	468,832.43	255,485.00	118,000.00	
	2nd Quarter 2014		95,362.58	111,163.00	120,000.00	326,389.47
FY2014	1st Quarter 2014		92,050.01			462,189.89
	4th Quarter 2013		90,687.97	111,163.00		370,139.88
	3rd Quarter 2013		82,776.94			390,614.91
FY2013	Sub-Total	18,551.50	360,877.50	222,326.00	120,000.00	
	2nd Quarter 2013		82,927.36	96,357.50	80,000.00	307,837.97
	1st Quarter 2013		102,188.41			401,268.11
FY2013	4th Quarter 2012		56,763.25	96,357.50		299,079.70
	3rd Quarter 2012		69,377.43			338,673.95
	Sub-Total	38,541.45	311,256.45	192,715.00	80,000.00	
FY2012	2nd Quarter 2012		76,505.61	84,193.50	11,000.00	269,296.52
	1st Quarter 2012		67,043.98		69,000.00	287,984.41
	4th Quarter 2011		63,485.70	84,193.50		289,940.43
FY2012	3rd Quarter 2011		62,766.18			310,648.23
	Sub-Total	21,414.47	269,801.47	168,387.00	80,000.00	
	2nd Quarter 2011		60,050.07	80,530.57		247,882.05
FY2011	1st Quarter 2011		61,473.10		80,000.00	268,362.55
	4th Quarter 2010		47,182.38	80,530.57		286,889.45
	3rd Quarter 2010		67,036.85			320,237.64
FY2010	Sub-Total	(5,318.74)	235,742.40	161,061.14	80,000.00	
	2nd Quarter 2010		47,363.32	82,089.00	61,500.00	253,200.79
	1st Quarter 2010		67,910.43			349,426.47
FY2010	4th Quarter 2009		46,539.68	82,089.00		281,516.04
	3rd Quarter 2009		63,672.15			317,065.36
	Sub-Total	(192.42)	225,485.58	164,178.00	61,500.00	
FY2009	2nd Quarter 2009		55,182.22			253,393.21
	1st Quarter 2009		68,196.40	80,854.20		198,210.99
	4th Quarter 2008		43,834.09	80,854.20		210,868.79
FY2008	3rd Quarter 2008		75,474.18		15,000.00	247,888.90
	Sub-Total	65,978.49	242,686.89	161,708.40	15,000.00	
	2nd Quarter 2008		52,205.02	100,000.00		187,414.72
FY2008	1st Quarter 2008		62,603.17			235,209.70
	4th Quarter 2007		53,485.43			172,606.53
	3rd Quarter 2007		61,352.43			119,121.10
FY2007	Sub-Total	129,646.05	229,646.05	100,000.00	0.00	
	2nd Quarter 2007		57,271.57			57,768.67
	1st Quarter 2007		497.10	0.00	0.00	497.10
FY2007	Sub-Total	57,768.67	57,768.67	0.00	0.00	
	Sub-Total			2,059,660.54	806,618.06	
	Totals All Years	Revenues	3,393,818.69	Expenditures	2,866,278.60	Net Cash Effect

GILLESPIE COUNTY, TEXAS

GOB Series 2010 Refunding Bonds ... December.2010
Post COB Series 2001 ... September.2001

Bond Redemptions & Interest Payment Schedule
February.2011 through February.2021

		Year 1	Year 2	Year 3	Year 4	Year 5	Year 6	Year 7	Year 8	Year 9	Year 10	Year 11		
		2011	2012	2013	2014	2015	2016	2017	2018	2019	2020	2021		
Actual Balance At Year Start		1,839,134.46	1,779,647.50	1,603,672.50	1,429,447.50	1,247,370.00	1,067,992.50	891,727.50					Actual Balance At Year Start	
February	bonds	35,000.00	140,000.00	140,000.00	150,000.00	150,000.00	150,000.00	155,000.00					bonds	February
	interest	6,079.46	18,407.50	17,567.50	16,657.50	15,420.00	13,957.50	12,307.50					interest	
August	bonds	0.00	0.00	0.00	0.00	0.00	0.00					bonds	August	
	interest	18,407.50	17,567.50	16,657.50	15,420.00	13,957.50	12,307.50					interest		
Total Remitted To Date		59,486.96	235,461.96	409,686.96	591,764.46	771,141.96	947,406.96	1,114,714.46	1,114,714.46	1,114,714.46	1,114,714.46	1,114,714.46	Total Remitted To Date	
Actual Balance To Date		1,779,647.50	1,603,672.50	1,429,447.50	1,247,370.00	1,067,992.50	891,727.50	724,420.00					Actual Balance To Date	
Projected Pymnt Per Year		59,486.96	175,975.00	174,225.00	182,077.50	179,377.50	176,265.00	177,677.50	178,540.00	178,865.00	178,670.00	177,975.00	Projected Pymnt Per Year	
Projected Balance At Year End		1,779,647.50	1,603,672.50	1,429,447.50	1,247,370.00	1,067,992.50	891,727.50	714,050.00	535,510.00	356,645.00	177,975.00	0.00	Projected Balance At Year End	

\$1,988,356.26	COB Series 2001 Debt Service on Refunded Bonds	\$1,590,000.00	Principal	\$1,590,000.00	Series 2010 Sources of Funds..Proceeds of Bonds
\$1,839,134.46	GOB Series 2010 Refunded Bonds	\$249,134.46	interest	\$38,746.50	Cost of Issuance
\$149,221.80	Net savings	\$1,839,134.46	GOB Series 2010, Refunding Bonds	\$1,551,253.50	Deposit to Escrow

Original Certificates of Obligation Bonds Series 2001 payments started February 2002
Series 2010 Refunding ... Interest and Bond Redemptions due February of each year starting February of 2011
Series 2010 Refunding ... Interest only due August of each year starting August of 2011

GILLESPIE COUNTY, TEXAS

GOB Series 2013 ... Jail Project

Bond Redemptions Interest Payment Schedule
February, 2014 through February, 2033

Schedule Bond Redemption & Interest Payment	Initial Receipt of Bonds June, 2013	Year 1 2014	Year 2 2015	Year 3 2016	Year 4 2017	Year 5 2018	Year 6 2019	Year 7 2020	Year 8 2021	Year 9 2022	Year 10 2023
Projected Balances At Year Start	20,429,713.00	19,408,475.00	18,387,525.00	17,367,275.00	16,347,925.00	15,324,725.00	14,300,875.00	13,279,650.00	12,256,300.00	11,234,800.00	
February bonds	0.00	395,000.00	530,000.00	540,000.00	550,000.00	565,000.00	580,000.00	595,000.00	620,000.00	645,000.00	670,000.00
February interest	0.00	378,113.00	248,125.00	242,825.00	237,425.00	231,925.00	226,275.00	217,575.00	208,650.00	194,700.00	181,800.00
August bonds	0.00	0.00	0.00	0.00	0.00	0.00	0.00	0.00	0.00	0.00	0.00
August interest	0.00	248,125.00	242,825.00	237,425.00	231,925.00	226,275.00	217,575.00	208,650.00	194,700.00	181,800.00	166,400.00
					1,019,350.00	1,023,200.00	1,023,850.00	1,021,225.00			
Projected Total Remittance	0.00	1,021,238.00	2,042,188.00	3,062,438.00	4,081,788.00	5,104,988.00	6,128,838.00	7,150,063.00	8,173,413.00	9,194,913.00	10,215,113.00
Project Balances At Year End	20,429,713.00	19,408,475.00	18,387,525.00	17,367,275.00	16,347,925.00	15,324,725.00	14,300,875.00	13,279,650.00	12,256,300.00	11,234,800.00	10,214,600.00
Bonds Issued June, 2014											
Principal and Interest payments due February of each year starting February of 2014											
Interest only payments due August of each year starting August of 2014											
Outstanding Tax Secured Debt	Initial Receipt of Bonds June, 2013	Year 1 2014	Year 2 2015	Year 3 2016	Year 4 2017	Year 5 2018	Year 6 2019	Year 7 2020	Year 8 2021	Year 9 2022	Year 10 2023
Balances At Year Start	20,429,713.00	19,408,475.50	18,387,525.50	17,367,275.50							
February bonds	0.00	395,000.00	530,000.00	540,000.00	550,000.00						
February interest	0.00	378,112.50	248,125.00	242,825.00	237,425.00						
August bonds	0.00	0.00	0.00	0.00							
August interest	0.00	248,125.00	242,825.00	237,425.00							
Total Annual Remittances	0.00	1,021,237.50	2,042,187.50	3,062,437.50	4,081,787.50	5,104,988.00	6,128,838.00	7,150,063.00	8,173,413.00	9,194,913.00	10,214,600.00
Total Remittances To Date	0.00	1,021,237.50	2,042,187.50	3,062,437.50	3,849,862.50						

GILLESPIE COUNTY, TEXAS

GOB Series 2013 ... Jail Project

Bond Redemptions Interest Payment Schedule
February.2014 through February.2033

Schedule Bond Redemption & Interest Payment		Year 11	Year 12	Year 13	Year 14	Year 15	Year 16	Year 17	Year 18	Year 19	Year 20
		2024	2025	2026	2027	2028	2029	2030	2031	2032	2033
Projected Balances At Year Start		10,214,600.00	9,191,800.00	8,172,500.00	7,152,800.00	6,129,000.00	5,107,400.00	4,084,300.00	3,061,100.00	2,039,200.00	1,020,000.00
February	bonds	700,000.00	725,000.00	755,000.00	790,000.00	820,000.00	855,000.00	890,000.00	925,000.00	960,000.00	1,000,000.00
	interest	168,400.00	154,400.00	139,900.00	124,800.00	109,000.00	92,600.00	75,500.00	57,700.00	39,200.00	20,000.00
August	bonds	0.00	0.00	0.00	0.00	0.00	0.00	0.00	0.00	0.00	0.00
	interest	154,400.00	139,900.00	124,800.00	109,000.00	92,600.00	75,500.00	57,700.00	39,200.00	20,000.00	0.00
Projected Total Remittance		11,237,913.00	12,257,213.00	13,276,913.00	14,300,713.00	15,322,313.00	16,345,413.00	17,368,613.00	18,390,513.00	19,409,713.00	20,429,713.00
Project Balances At Year End		9,191,800.00	8,172,500.00	7,152,800.00	6,129,000.00	5,107,400.00	4,084,300.00	3,061,100.00	2,039,200.00	1,020,000.00	0.00
Bonds Issued June 2014											
Principal and Interest payments due February of each year starting February of 2014											
Interest only payments due August of each year starting August of 2014											

Outstanding Tax Secured Debt		Year 11	Year 12	Year 13	Year 14	Year 15	Year 16	Year 17	Year 18	Year 19	Year 20
		2024	2025	2026	2027	2028	2029	2030	2031	2032	2033
Balances At Year Start											
February	bonds										
	interest										
August	bonds										
	interest										
Total Annual Remittances											
Total Remittances To Date											

GILLESPIE COUNTY, TEXAS
Capital Assets Lease/Purchase ... Contract 6451, September.2013
Road & Bridge Departments

PROJECTED Payments

PROJECTED Payments	FY2016			FY2017			FY2018			FY2019		
	Total Payment	Principal	Interest	Total Payment	Principal	Interest	Total Payment	Principal	Interest	Total Payment	Principal	Interest
Balance At Year Start	198,399.52			135,747.04			73,094.56			10,442.08		
October payment	5,221.04			5,221.04			5,221.04			5,221.04		
principal/interest	4,622.79	598.25		4,803.90	417.14		4,992.12	28.92		5,187.70	33.34	
November payment	5,221.04			5,221.04			5,221.04			5,221.04		
principal/interest	4,637.62	583.42		4,819.31	401.73		5,008.13	212.91		5,204.37	16.67	
December payment	5,221.04			5,221.04			5,221.04			5,221.04		
principal/interest	4,652.49	568.55		4,834.77	386.27		5,024.20	196.84				
January payment	5,221.04			5,221.04			5,221.04					
principal/interest	4,667.42	553.62		4,850.28	370.76		5,040.31	180.73				
February payment	5,221.04			5,221.04			5,221.04					
principal/interest	4,682.39	538.65		4,865.84	355.20		5,056.48	164.56				
March payment	5,221.04			5,221.04			5,221.04					
principal/interest	4,697.41	523.63		4,881.45	339.59		5,072.70	148.34				
April payment	5,221.04			5,221.04			5,221.04					
principal/interest	4,712.48	508.56		4,897.11	323.93		5,088.97	132.07				
May payment	5,221.04			5,221.04			5,221.04					
principal/interest	4,727.59	493.45		4,912.82	308.22		5,105.30	115.74				
June payment	5,221.04			5,221.04			5,221.04					
principal/interest	4,742.76	478.28		4,928.57	292.47		5,121.67	99.37				
July payment	5,221.04			5,221.04			5,221.04					
principal/interest	4,757.97	463.07		4,944.38	276.66		5,138.10	82.94				
August payment	5,221.04			5,221.04			5,221.04					
principal/interest	4,773.23	447.81		4,960.24	260.80		5,154.58	66.46				
September payment	5,221.04			5,221.04			5,221.04					
principal/interest	4,788.54	432.50		4,976.16	244.88		5,171.12	49.92				
Total Proposed Payments Per Year												
Total Payments	62,652.48			62,652.48			62,652.48			10,442.08		
Principal	56,462.69			58,674.83			60,973.68			10,392.07		
Interest		6,189.79			3,977.65			1,478.80			50.01	
Projected Balance Year End												
	135,747.04			73,094.56			10,442.08			0.00		

GILLESPIE COUNTY, TEXAS
Capital Assets Lease/Purchase ... Contract 6451, September.2013
Road & Bridge Departments

ACTUAL Payments

ACTUAL Payments	FY2016			FY2017			FY2018			FY2019		
	Total Payment	Principal	Interest	Total Payment	Principal	Interest	Total Payment	Principal	Interest	Total Payment	Principal	Interest
Balance At Year Start	193,188.48			135,758.04								
October payment	5,221.04			5,221.04								
principal/interest	4,637.62	583.42		4,803.90	417.14							
November payment	5,220.04			5,221.04								
principal/interest	4,652.49	567.55		4,819.31	401.73							
December payment	5,221.04			5,221.04								
principal/interest	4,667.42	553.62		4,819.31	401.73							
January payment	5,221.04						10,442.08					
principal/interest	4,682.39	538.65		9,716.12	725.96							
February payment	5,221.04			5,221.04								
principal/interest	4,697.41	523.63		4,881.45	339.59							
March payment	5,221.04			5,221.04								
principal/interest	4,712.48	508.56		4,897.11	323.93							
April payment	5,221.04			5,221.04								
principal/interest	4,727.59	493.45		4,912.82	308.22							
May payment	5,221.04						5,221.04					
principal/interest	4,742.76	478.28		4,928.57	292.47							
June payment	5,221.04			5,221.04								
principal/interest	4,757.97	463.07		4,944.38	276.66							
July payment	5,221.04			5,221.04								
principal/interest	4,773.23	447.81		4,960.24	260.80							
August payment	5,221.04			5,221.04								
principal/interest	4,788.54	432.50		4,976.16	244.88							
September payment	0.00											
principal/interest	0.00	0.00										
Total Payments as of Current Date												
Total Payments	57,430.44			46,989.36								
Principal	51,839.90			43,778.58								
Interest		5,590.54			3,210.78							
Balance as of Current Period												
	135,758.04			88,768.68								

GILLESPIE COUNTY, TEXAS
Public Property Finance ... Contract 8774, October 24, 2014
Sheriff Office ... Law Enforcement Radio System Upgrade

PROJECTED Payments

PROJECTED	Payments			Balance Year Start	Year Start			Balance Year End
	Total	Principal	Interest		Total	Principal	Interest	
FY2025				5,714.03	5,714.03			0.00
FY2024				74,282.39	5,714.03			5,714.03
FY2023				142,850.75	5,714.03			74,282.39
FY2022				211,419.11	5,714.03			142,850.75
FY2021				279,987.47	5,714.03			211,419.11
FY2020				348,555.83	5,714.03			279,987.47
FY2019				417,124.19	5,714.03			348,555.83
FY2018				485,692.55	5,714.03			417,124.19
FY2017				554,290.91	5,714.03			485,692.55
October	principal	5,714.03		5,714.03	5,714.03			554,290.91
October	payment		5,714.03			5,714.03		
November	principal	5,714.03		5,714.03	5,714.03			554,290.91
November	payment		5,714.03			5,714.03		
December	principal	5,714.03		5,714.03	5,714.03			554,290.91
December	payment		5,714.03			5,714.03		
January	principal	5,714.03		5,714.03	5,714.03			554,290.91
January	payment		5,714.03			5,714.03		
February	principal	5,714.03		5,714.03	5,714.03			554,290.91
February	payment		5,714.03			5,714.03		
March	principal	5,714.03		5,714.03	5,714.03			554,290.91
March	payment		5,714.03			5,714.03		
April	principal	5,714.03		5,714.03	5,714.03			554,290.91
April	payment		5,714.03			5,714.03		
May	principal	5,714.03		5,714.03	5,714.03			554,290.91
May	payment		5,714.03			5,714.03		
June	principal	5,714.03		5,714.03	5,714.03			554,290.91
June	payment		5,714.03			5,714.03		
July	principal	5,714.03		5,714.03	5,714.03			554,290.91
July	payment		5,714.03			5,714.03		
August	principal	5,714.03		5,714.03	5,714.03			554,290.91
August	payment		5,714.03			5,714.03		
September	principal	5,714.03		5,714.03	5,714.03			554,290.91
September	payment		5,714.03			5,714.03		
Year End	principal	5,714.03		5,714.03	5,714.03			554,290.91
Year End	payment		5,714.03			5,714.03		
Total Payments Per Year		68,568.30		68,568.30	68,568.30			68,568.30
Total Payments		68,568.30		68,568.30	68,568.30			68,568.30
Principal		52,339.19		52,339.19	52,339.19			52,339.19
Interest		16,229.17		16,229.17	16,229.17			16,229.17
Balance Year End		417,124.19		417,124.19	417,124.19			417,124.19
Balance Year Start		348,555.83		348,555.83	348,555.83			348,555.83
Total Payments		58,208.37		58,208.37	58,208.37			58,208.37
Principal		48,307.53		48,307.53	48,307.53			48,307.53
Interest		9,890.84		9,890.84	9,890.84			9,890.84
Balance Year End		211,419.11		211,419.11	211,419.11			211,419.11
Balance Year Start		142,850.75		142,850.75	142,850.75			142,850.75

GILLESPIE COUNTY, TEXAS
Public Property Finance ... Contract 6774, October 24, 2014
Sheriff Office ... Law Enforcement Radio System Upgrade

ACTUAL Payments

ACTUAL Payments	FY2016			FY2017			FY2018		
	Total Payment	Principal	Interest	Total Payment	Principal	Interest	Total Payment	Principal	Interest
Balance Year Start	623,572.07			555,003.71					
October									
payment	5,714.03			5,714.03					
principal/interest		4,141.76	1,572.27		4,291.13	1,422.90			
November									
payment	5,714.03			5,714.03					
principal/interest		4,154.01	1,560.02		4,303.81	1,410.22			
December									
payment	5,714.03			5,714.03					
principal/interest		4,166.29	1,547.74		4,316.54	1,397.49			
January									
payment	5,714.03			5,714.03					
principal/interest		4,178.61	1,535.42		4,329.30	1,384.73			
February									
payment	5,714.03			5,714.03					
principal/interest		4,190.96	1,523.07		4,342.10	1,371.93			
March									
payment	5,714.03			5,714.03					
principal/interest		4,203.35	1,510.68		4,354.94	1,359.09			
April									
payment	5,714.03			5,714.03					
principal/interest		4,215.78	1,498.25		4,367.82	1,346.21			
May									
payment	5,714.03			5,714.03					
principal/interest		4,228.25	1,485.78		4,380.73	1,333.30			
June									
payment	5,714.03								
principal/interest		4,240.75	1,473.28						
July									
payment	5,714.03								
principal/interest		4,253.29	1,460.74						
August									
payment	5,714.03								
principal/interest		4,265.86	1,448.17						
September									
payment	5,714.03								
principal/interest		4,278.48	1,435.55						
Total Payments Current Period									
Total Payments	68,568.36			45,712.24					
Principal		50,517.39		34,686.37					
Interest			18,050.97			11,025.87			
Balance Current Period									
	555,003.71			509,291.47					

County of Gillespie
 District Clerk Bond / Trust Recap
 October 2018 - September 2017
 Funds Managed by County Treasurer

Cause Description	Cause No	Initial Investment Face Value	Prior Interest		Current Year Interest												Released Investments	Current Balances	Current Interest	Total Interest
			Adjusted Interest	TextPool Interest	Oct.2016	Nov.2016	Dec.2016	Jan.2017	Feb.2017	Mar.2017	Apr.2017	May.2017	Jun.2017	Jul.2017	Aug.2017	Sep.2017				
Bredemus and J&B Cheese v Just	11877	1,000.00		12.71	0.34	0.33	0.39	0.46	0.43	0.54	0.59	0.66					1,016.45	3.74	16.45	
Prause & Thompson v Bierschwale	11897	100.00		1.21	0.03	0.03	0.04	0.05	0.04	0.05	0.06	0.07					101.56	0.37	1.56	
Rutherford v Rafter & Kamp	11904	100.00		1.21	0.03	0.03	0.04	0.05	0.04	0.05	0.06	0.07					101.56	0.37	1.56	
Querner v Lester	11928A	1,000.00		4.78	0.34	0.33	0.39	0.46	0.43	0.52	0.60	0.66					1,008.51	3.73	8.51	
TexHilCo EmployeesC.U. vs Beckmann	12195	100.00		0.05	closed 01.19.2010												0.00	0.00	0.05	
Fulton v Coleman	12209	500.00		4.53	0.16	0.17	0.20	0.23	0.22	0.27	0.30	0.33					500.41	1.88	6.41	
IBT Int v Grammer	12228	115,000.00		130.48	closed 06.2014												0.00	0.00	130.48	
Ferrell vs Hall, Executor Estate of Klein, Deceased	12369	500.00		0.60	closed 12.27.2010												0.00	0.00	0.60	
Baby vs Doggett	12603	400.00		0.35	closed 07.14.2012												0.00	0.00	0.35	
Cover v Chase Bank	12964	100.00		0.41	0.03	0.03	0.04	0.05	0.04	0.05	0.06	0.07					100.78	0.37	0.78	
Balero v Federal Home Mortgage	13025	250.00		1.23	0.08	0.08	0.10	0.12	0.11	0.14	0.15	0.16					252.17	0.94	2.17	
LCRA vs TRT Ranch	13119	949,500.00		45.58	closed 09.10.2013												0.00	0.00	45.58	
LCRA vs Oehler	13120	195,000.00		9.36	closed 09.10.2013												0.00	0.00	9.36	
LCRA vs Wahrmond	13121	177,000.00		8.49	closed 09.10.2013												0.00	0.00	8.49	
Collins, Estate of Smith v Bank of America	13203	500.00		2.34	0.16	0.16	0.20	0.23	0.22	0.27	0.29	0.33					504.20	1.86	4.20	
Whalley, et al vs Live Springs, et al	13291	500.00		2.11	0.16	0.16	0.20	0.23	0.22	0.27	0.29	0.33					503.97	1.86	3.97	
Bruce Kneese vs New York Life Insurance and Annuity Corp, et al	13320	951.17	opened 03.03.2014	0.30	closed 03.05.2015												0.00	0.00	0.30	
Hampton vs Spornhauer	13343	2,000.00		8.46	0.66	0.66	0.77	0.92	0.87	1.06	1.18	1.30					2,015.88	7.42	15.88	
Kerrville Professional Properties LTD ... vs Friendship Village Owner's Assn, Inc ...	13640	500.00	opened 03.03.2014	1.77	0.16	0.16	0.19	0.23	0.22	0.27	0.29	0.33					0.00	0.00	0.00	
In the Matter of the Marriage of Roxanne L Pennington & Gerard M Pennington and In the Interest of Sarah Pennington & Matthew Pennington, Children	13663	500.00	opened 03.03.2014	1.77	0.16	0.16	0.19	0.23	0.22	0.27	0.29	0.33					503.62	1.65	3.62	
Berry vs Cardash	13859	500,964.49	opened 09.11.2014	159.13	closed 2015.06.11												501,143.02	0.00	159.13	
Berry vs Cardash ... TRO	13859TRC	5,000.00	opened 09.11.2014	17.24	1.64	1.66	1.92	2.31	2.19	2.65	2.95	3.25					5,035.81	19.57	35.81	
Roscoe L Parker Guardianship	10522(a)	7,500.00	opened 09.11.2014	567.17	closed 07.12.2007												8,067.17	0.00	567.17	
State v Farmer	3870A	4,000.00	504.78	67.71	closed 05.2004 transferred to District Clerk Acct 117												0.00	0.00	572.49	
State v Farmer	3870B	1,000.00	126.19	19.89	closed 05.2004 transferred to District Clerk Acct 117												0.00	0.00	146.06	
Damron (trust)	8766(A)	26,278.61		92.83	closed 01.2005												0.00	0.00	92.83	
Totals		2,676,132.01	2,308.07	8,978.56	5.91	5.91	6.98	8.30	7.82	9.54	10.62	11.77	0.00	0.00	0.00	0.00	18,140.55	66.85	11,353.48	

County of Gillespie
County Clerk Holding Account Recap
 October 2016 -September 2017
 Funds Managed by County Treasurer

Cause	Investment Face	Prior Interest Adjusted	TexPool	Current Year Interest TexPool Account											
	Value	Interest	Interest	Oct.2016	Nov.2016	Dec.2016	Jan.2017	Feb.2017	Mar.2017	Apr.2017	May.2017	Jun.2017	Jul.2017	Aug.2017	Sep.2017
Cause 9145 Doyle/Michael J Guardianship additional funds added July 2013 of \$682.40 to original face of \$119,517.83 or \$120,200.23 principal	120,200.23		692.23	39.29	39.58	46.98	55.33	51.91	63.99	70.96	79.23				
Cause 8132 Roscoe L Parker	7,500.00		97.71	04 2006 account closed ... case transferred to District Court											
Cause 8321 David Eugene Reynolds	100,000.00		11,872.07	closed 07 14 2008											
Investment Totals	107,500.00	0.00	12,662.01	39.29	39.58	46.98	55.33	51.91	63.99	70.96	79.23	0.00	0.00	0.00	0.00

	Released Investment	Current Balances	Total Interest
			FY2017
Cause 9145 Doyle/Michael J Guardianship additional funds added July 2013 of \$682.40 to original face of \$119,517.83 or \$120,200.23 principal	0.00	121,339.73	447.27
Cause 8132 Roscoe L Parker	7,597.71	0.00	
Cause 8321 David Eugene Reynolds	111,872.07	0.00	
Investment Totals	119,469.78	121,339.73	447.27

GILLESPIE COUNTY TEXAS

Investment Performance Summary
Certificate of Deposits

Financial Institution	FY2017												Year To Date		
	Oct	Nov	Dec	Jan	Feb	Mar	Apr	May	Jun	Jul	Aug	Sep			
Texas Regional Bank eff 03.2017 formerly Blanco National Bank													Texas Regional Bank eff 03.2017 formerly Blanco National Bank		
Certificate of Deposits ... held at face value													Certificate of Deposits ... held at face value		
Amount of Investment	2,400,000	2,400,000	2,400,000	2,400,000	2,400,000	2,400,000	2,400,000	2,400,000	2,400,000	2,400,000	2,400,000	2,400,000	2,400,000	2,400,000	Average Investment
Average Interest Rate	0.4500	0.4500	0.4500	0.4500	0.4500	0.4500	0.5125	0.5417						0.4693	Average Interest Rate
Earned Interest	887.76	917.28	887.76	917.28	912.34	833.42	917.28	1,011.01						7,284.13	Earned Interest
Security State Bank & Trust													Security State Bank & Trust		
Certificate of Deposits ... held at face value													Certificate of Deposits ... held at face value		
Amount of Investment	2,650,000	2,650,000	2,650,000	2,150,000	2,150,000	2,150,000	2,150,000	2,150,000	2,150,000	2,150,000	2,150,000	2,150,000	2,150,000	2,337,500	Average Investment
Average Interest Rate	0.3667	0.3667	0.3667	0.3688	0.3813	0.3813	0.3938	0.4000						0.3782	Average Interest Rate
Earned Interest	782.91	834.46	807.57	834.46	684.74	628.24	704.92	702.77						5,980.07	Earned Interest

Financial Institution	FY2016												Year To Date		
	Oct	Nov	Dec	Jan	Feb	Mar	Apr	May	Jun	Jul	Aug	Sep			
Blanco National Bank													Blanco National Bank		
Certificate of Deposits ... held at face value													Certificate of Deposits ... held at face value		
Amount of Investment	2,400,000	2,400,000	2,400,000	2,400,000	2,400,000	2,400,000	2,400,000	2,400,000	2,400,000	2,400,000	2,400,000	2,400,000	2,400,000	2,400,000	Average Investment
Average Interest Rate	0.4500	0.4500	0.4500	0.4500	0.4500	0.4500	0.4500	0.4500	0.4500	0.4500	0.4500	0.4500	0.4500	0.4500	Average Interest Rate
Earned Interest	887.76	917.28	887.76	917.28	914.82	860.48	917.28	887.76	917.28	890.22	917.28	917.28	917.28	10,832.48	Earned Interest
Security State Bank & Trust													Security State Bank & Trust		
Certificate of Deposits ... held at face value													Certificate of Deposits ... held at face value		
Amount of Investment	2,650,000	2,650,000	2,650,000	2,650,000	2,650,000	2,650,000	2,650,000	2,650,000	2,650,000	2,650,000	2,650,000	2,650,000	2,650,000	2,650,000	Average Investment
Average Interest Rate	0.3500	0.3500	0.3500	0.3500	0.3500	0.3500	0.3500	0.3500	0.3500	0.3556	0.3556	0.3556	0.3556	0.3514	Average Interest Rate
Earned Interest	762.36	787.76	762.36	787.76	787.76	736.92	787.76	762.36	787.76	762.36	808.99	808.99	808.99	9,343.14	Earned Interest

Financial Institution	FY2015												Year To Date		
	Oct	Nov	Dec	Jan	Feb	Mar	Apr	May	Jun	Jul	Aug	Sep			
Blanco National Bank													Blanco National Bank		
Certificate of Deposits ... held at face value													Certificate of Deposits ... held at face value		
Amount of Investment	2,400,000	2,400,000	2,400,000	2,400,000	2,400,000	2,400,000	2,400,000	2,400,000	2,400,000	2,400,000	2,400,000	2,400,000	2,400,000	2,400,000	Average Investment
Average Interest Rate	0.4500	0.4500	0.4500	0.4500	0.4500	0.4500	0.4500	0.4500	0.4500	0.4500	0.4500	0.4500	0.4500	0.4500	Average Interest Rate
Earned Interest	887.76	917.28	887.76	917.28	912.34	833.42	916.05	890.22	917.28	887.76	917.28	917.28	917.28	10,801.71	Earned Interest
Security State Bank & Trust													Security State Bank & Trust		
Certificate of Deposits ... held at face value													Certificate of Deposits ... held at face value		
Amount of Investment	2,650,000	2,650,000	2,650,000	2,650,000	2,650,000	2,650,000	2,650,000	2,650,000	2,650,000	2,650,000	2,650,000	2,650,000	2,650,000	2,650,000	Average Investment
Average Interest Rate	0.3500	0.3500	0.3500	0.3500	0.3500	0.3500	0.3500	0.3500	0.3500	0.3500	0.3500	0.3500	0.3500	0.3500	Average Interest Rate
Earned Interest	762.36	787.63	762.36	787.63	786.80	712.48	787.76	762.36	787.76	762.36	787.76	787.76	787.76	9,275.02	Earned Interest

Financial Institution	FY2014												Year To Date		
	Oct	Nov	Dec	Jan	Feb	Mar	Apr	May	Jun	Jul	Aug	Sep			
Blanco National Bank													Blanco National Bank		
Certificate of Deposits ... held at face value													Certificate of Deposits ... held at face value		
Amount of Investment	2,400,000	2,400,000	2,400,000	2,400,000	2,400,000	2,400,000	2,400,000	2,400,000	2,400,000	2,400,000	2,400,000	2,400,000	2,400,000	2,400,000	Average Investment
Average Interest Rate	0.5333	0.5167	0.5042	0.4917	0.4875	0.4792	0.4583	0.4500	0.4500	0.4500	0.4500	0.4500	0.4500	0.4767	Average Interest Rate
Earned Interest	1,076.62	1,095.57	1,019.12	1,036.14	1,005.73	910.12	985.20	912.39	925.77	887.76	917.28	917.28	917.28	11,688.98	Earned Interest
Security State Bank & Trust													Security State Bank & Trust		
Certificate of Deposits ... held at face value													Certificate of Deposits ... held at face value		
Amount of Investment	2,650,000	2,650,000	2,650,000	2,650,000	2,650,000	2,650,000	2,650,000	2,650,000	2,650,000	2,650,000	2,650,000	2,650,000	2,650,000	2,650,000	Average Investment
Average Interest Rate	0.3889	0.3889	0.3889	0.3833	0.3722	0.3667	0.3611	0.3556	0.3556	0.3500	0.3500	0.3500	0.3500	0.3676	Average Interest Rate
Earned Interest	871.27	874.78	846.61	874.78	852.59	764.27	834.46	792.22	808.99	782.91	787.76	787.76	787.76	9,878.40	Earned Interest

GILLESPIE COUNTY TEXAS

Investment Performance Summary
Certificate of Deposits

Financial Institution	FY2013												Year To Date		
	Oct	Nov	Dec	Jan	Feb	Mar	Apr	May	Jun	Jul	Aug	Sep			
Blanco National Bank													Blanco National Bank		
Certificate of Deposits ... held at face value													Certificate of Deposits ... held at face value		
Amount of Investment	2,400,000	2,400,000	2,400,000	2,400,000	2,400,000	2,400,000	2,400,000	2,400,000	2,400,000	2,400,000	2,400,000	2,400,000	2,400,000	2,400,000	Average Investment
Average Interest Rate	0.6500	0.6458	0.6375	0.6250	0.6208	0.6125	0.6125	0.5833	0.5708	0.5583	0.5500	0.5471	0.5471	0.6011	Average Interest Rate
Earned Interest	1,282.08	1,324.80	1,273.86	1,299.33	1,267.84	1,148.97	1,248.39	1,167.00	1,188.96	1,125.91	1,146.51	1,129.53	1,129.53	14,603.18	Earned Interest
Security State Bank & Trust													Security State Bank & Trust		
Certificate of Deposits ... held at face value													Certificate of Deposits ... held at face value		
Amount of Investment	2,650,000	2,650,000	2,650,000	2,650,000	2,650,000	2,650,000	2,650,000	2,650,000	2,650,000	2,650,000	2,650,000	2,650,000	2,650,000	2,650,000	Average Investment
Average Interest Rate	0.4778	0.4778	0.4778	0.4667	0.4444	0.4333	0.4333	0.4111	0.4111	0.4000	0.4000	0.4000	0.4000	0.4361	Average Interest Rate
Earned Interest	1,089.06	1,074.40	1,039.75	1,074.40	1,030.84	917.83	993.69	920.58	942.72	912.36	900.25	900.25	900.25	11,796.13	Earned Interest

Financial Institution	FY2012												Year To Date		
	Oct	Nov	Dec	Jan	Feb	Mar	Apr	May	Jun	Jul	Aug	Sep			
Blanco National Bank													Blanco National Bank		
Certificate of Deposits ... held at face value													Certificate of Deposits ... held at face value		
Amount of Investment	2,400,000	2,400,000	2,400,000	2,400,000	2,400,000	2,400,000	2,400,000	2,400,000	2,400,000	2,400,000	2,400,000	2,400,000	2,400,000	2,400,000	Average Investment
Average Interest Rate	0.8458	0.8083	0.7833	0.7458	0.7333	0.7167	0.6750	0.6583	0.6500	0.6500	0.6500	0.6500	0.6500	0.7139	Average Interest Rate
Earned Interest	1,693.08	1,724.02	1,598.55	1,596.62	1,516.62	1,401.92	1,460.72	1,331.40	1,341.79	1,282.08	1,324.80	1,324.80	1,324.80	17,596.40	Earned Interest
Security State Bank & Trust													Security State Bank & Trust		
Certificate of Deposits ... held at face value													Certificate of Deposits ... held at face value		
Amount of Investment	2,650,000	2,650,000	2,650,000	2,650,000	2,650,000	2,650,000	2,650,000	2,650,000	2,650,000	2,650,000	2,650,000	2,650,000	2,650,000	2,650,000	Average Investment
Average Interest Rate	0.7222	0.7222	0.7222	0.6889	0.6222	0.5889	0.5556	0.5222	0.5222	0.5000	0.5000	0.5000	0.5000	0.5972	Average Interest Rate
Earned Interest	1,800.00	1,605.23	1,553.43	1,605.23	1,477.83	1,334.81	1,363.18	1,195.90	1,210.30	1,171.25	1,125.37	1,125.37	1,125.37	16,567.90	Earned Interest

Financial Institution	FY2011												Year To Date		
	Oct	Nov	Dec	Jan	Feb	Mar	Apr	May	Jun	Jul	Aug	Sep			
Blanco National Bank													Blanco National Bank		
Certificate of Deposits ... held at face value													Certificate of Deposits ... held at face value		
Amount of Investment	2,400,000	2,400,000	2,400,000	2,400,000	2,400,000	2,400,000	2,400,000	2,400,000	2,400,000	2,400,000	2,400,000	2,400,000	2,400,000	2,400,000	Average Investment
Average Interest Rate	1.4625	1.3292	1.2542	1.1938	1.1771	1.1354	1.0313	0.9896	0.9396	0.9104	0.8813	0.8583	0.8583	1.0969	Average Interest Rate
Earned Interest	2,979.48	2,981.13	2,621.94	2,556.45	2,422.88	2,185.34	2,312.03	2,034.21	2,017.07	1,853.37	1,855.68	1,796.22	1,796.22	27,615.80	Earned Interest
Security State Bank & Trust													Security State Bank & Trust		
Certificate of Deposits ... held at face value													Certificate of Deposits ... held at face value		
Amount of Investment	2,650,000	2,650,000	2,650,000	2,650,000	2,650,000	2,650,000	2,650,000	2,650,000	2,650,000	2,650,000	2,650,000	2,650,000	2,650,000	2,650,000	Average Investment
Average Interest Rate	1.1333	1.1333	1.1333	1.1000	1.0222	0.9833	0.9333	0.8833	0.8833	0.8333	0.8333	0.8333	0.8333	0.9754	Average Interest Rate
Earned Interest	2,447.26	2,541.58	2,459.59	2,541.58	2,411.45	2,129.59	2,280.43	2,021.92	2,051.12	1,984.93	1,860.02	1,860.02	1,860.02	26,589.49	Earned Interest

Financial Institution	FY2010												Year To Date		
	Oct	Nov	Dec	Jan	Feb	Mar	Apr	May	Jun	Jul	Aug	Sep			
Blanco National Bank													Blanco National Bank		
Certificate of Deposits ... held at face value													Certificate of Deposits ... held at face value		
Amount of Investment	2,200,000	2,200,000	2,200,000	2,200,000	2,200,000	2,200,000	2,400,000	2,400,000	2,400,000	2,400,000	2,400,000	2,400,000	2,400,000	2,300,000	Average Investment
Average Interest Rate	2.5886	2.4409	2.3500	2.1795	2.1227	2.0091	1.8083	1.7250	1.6208	1.5792	1.5479	1.5104	1.5104	1.9569	Average Interest Rate
Earned Interest	4,775.37	4,836.85	4,413.71	4,390.95	4,057.67	3,597.30	3,753.99	3,567.14	3,516.20	3,197.28	3,218.95	3,155.25	3,155.25	46,480.66	Earned Interest
Security State Bank & Trust													Security State Bank & Trust		
Certificate of Deposits ... held at face value													Certificate of Deposits ... held at face value		
Amount of Investment	400,000	400,000	400,000	400,000	400,000	650,000	2,650,000	2,650,000	2,650,000	2,650,000	2,650,000	2,650,000	2,650,000	1,545,833	Average Investment
Average Interest Rate	1.5750	1.5750	1.5750	1.5750	1.2750	1.2500	1.1333	1.0833	1.0833	1.1389	1.1389	1.1389	1.1389	1.2951	Average Interest Rate
Earned Interest	673.99	535.06	517.82	535.06	532.05	394.25	677.32	2,441.10	2,193.21	2,202.74	2,528.82	2,528.83	2,528.83	15,760.25	Earned Interest

Financial Institution	FY2009												Year To Date		
	Oct	Nov	Dec	Jan	Feb	Mar	Apr	May	Jun	Jul	Aug	Sep			
Blanco National Bank													Blanco National Bank		
Certificate of Deposits ... held at face value													Certificate of Deposits ... held at face value		
Amount of Investment	1,700,000	1,700,000	1,700,000	1,700,000	1,700,000	1,700,000	2,200,000	2,200,000	2,200,000	2,200,000	2,200,000	2,200,000	2,200,000	1,950,000	Average Investment
Average Interest Rate	4.0412	3.6618	3.5353	3.2294	3.1500	3.0147	2.8682	2.7864	2.7864	2.7455	2.6932	2.6409	2.6409	3.0961	Average Interest Rate
Earned Interest	5,810.95	5,834.80	5,116.43	5,104.40	4,634.27	4,136.41	4,352.75	5,385.78	5,206.30	5,038.38	5,129.86	5,032.19	5,032.19	60,782.52	Earned Interest
Security State Bank & Trust													Security State Bank & Trust		
Certificate of Deposits ... held at face value													Certificate of Deposits ... held at face value		
Amount of Investment	900,000	900,000	900,000	900,000	900,000	900,000	400,000	400,000	400,000	400,000	400,000	400,000	400,000	650,000	Average Investment
Average Interest Rate	3.0300	3.0300	3.0300	3.0300	2.4300	2.4300	2.2875	2.0500	2.0500	2.0500	2.0500	2.0500	2.0500	2.4598	Average Interest Rate
Earned Interest	1,984.94	2,305.90	2,231.52	2,305.90	2,297.68	1,860.84	2,051.10	752.07	696.44	673.99	696.44	696.44	696.44	18,553.26	Earned Interest

GILLESPIE COUNTY TEXAS

Investment Performance Summary
Certificate of Deposits

Financial Institution	FY2008												Year To Date	
	Oct	Nov	Dec	Jan	Feb	Mar	Apr	May	Jun	Jul	Aug	Sep		
Blanco National Bank													Blanco National Bank	
Certificate of Deposits ... held at face value													Certificate of Deposits ... held at face value	
Amount of Investment	1,600,000	1,600,000	1,600,000	1,600,000	1,600,000	1,700,000	1,700,000	1,700,000	1,700,000	1,700,000	1,700,000	1,700,000	1,700,000	1,658,333 Average Investment
Average Interest Rate	5.5531	5.4875	5.4656	5.2313	5.1219	4.9382	4.8206	4.5559	4.5559	4.4235	4.2912	4.1588	4.8836 Average Interest Rate	
Earned Interest	7,331.57	7,546.16	7,216.49	7,427.24	7,085.44	6,534.39	7,129.97	6,735.65	6,577.93	6,365.77	6,386.84	6,195.75	82,533.20 Earned Interest	
Security State Bank & Trust													Security State Bank & Trust	
Certificate of Deposits ... held at face value													Certificate of Deposits ... held at face value	
Amount of Investment	300,000	300,000	800,000	800,000	800,000	300,000	800,000	800,000	800,000	800,000	800,000	800,000	800,000	675,000 Average Investment
Average Interest Rate	5.4483	5.4483	5.0863	4.6268	3.4463	3.9283	3.6963	3.0375	3.0375	3.0375	3.0375	3.0375	3.0375	3.9058 Average Interest Rate
Earned Interest	1,343.43	1,388.20	1,343.43	3,288.46	3,050.05	2,293.02	1,000.92	2,201.52	2,051.10	1,984.94	2,051.10	2,051.10	24,047.27 Earned Interest	

Financial Institution	FY2007												Year To Date	
	Oct	Nov	Dec	Jan	Feb	Mar	Apr	May	Jun	Jul	Aug	Sep		
Blanco National Bank													Blanco National Bank	
Certificate of Deposits ... held at face value													Certificate of Deposits ... held at face value	
Amount of Investment	1,300,000	1,400,000	1,400,000	1,600,000	1,600,000	1,600,000	1,600,000	1,600,000	1,600,000	1,600,000	1,600,000	1,600,000	1,600,000	1,541,667 Average Investment
Average Interest Rate	5.1615	5.3143	5.3679	5.4563	5.5000	5.5313	5.5563	5.5655	5.5875	5.5875	5.5813	5.5750	5.5750	5.4820 Average Interest Rate
Earned Interest	5,404.13	5,698.91	6,115.12	6,382.63	7,352.09	6,813.15	7,516.46	7,306.91	7,592.89	7,348.01	7,592.89	7,584.39	7,584.39	82,707.58 Earned Interest
Security State Bank & Trust													Security State Bank & Trust	
Certificate of Deposits ... held at face value													Certificate of Deposits ... held at face value	
Amount of Investment	200,000	200,000	200,000	200,000	300,000	300,000	300,000	300,000	300,000	300,000	300,000	300,000	300,000	266,667 Average Investment
Average Interest Rate	5.0950	5.0950	5.0950	5.0950	5.4167	5.4167	5.4167	5.4483	5.4483	5.4483	5.4483	5.4483	5.4483	5.3226 Average Interest Rate
Earned Interest	837.54	865.46	837.54	865.46	865.46	1,246.58	1,380.15	1,335.62	1,388.20	1,343.43	1,388.20	1,388.20	1,388.20	13,741.84 Earned Interest

Financial Institution	FY2006												Year To Date	
	Oct	Nov	Dec	Jan	Feb	Mar	Apr	May	Jun	Jul	Aug	Sep		
Blanco National Bank													Blanco National Bank	
Certificate of Deposits ... held at face value													Certificate of Deposits ... held at face value	
Amount of Investment	1,200,000	1,200,000	1,200,000	1,200,000	1,200,000	1,200,000	1,300,000	1,300,000	1,300,000	1,300,000	1,300,000	1,300,000	1,300,000	1,250,000 Average Investment
Average Interest Rate	3.0933	3.2767	3.6058	4.0142	4.1808	4.3290	4.3885	4.6731	4.6731	4.8080	4.9385	5.0680	5.0680	4.2541 Average Interest Rate
Earned Interest	3,050.96	3,339.50	3,556.44	3,863.06	4,091.15	3,848.66	4,412.19	4,689.04	4,726.43	4,993.12	5,308.21	5,455.61	5,455.61	51,354.37 Earned Interest
Security State Bank & Trust													Security State Bank & Trust	
Certificate of Deposits ... held at face value													Certificate of Deposits ... held at face value	
Amount of Investment	100,000	100,000	100,000	100,000	100,000	100,000	100,000	200,000	200,000	200,000	200,000	200,000	200,000	141,667 Average Investment
Average Interest Rate	3.0000	3.0000	3.0000	3.0000	5.0000	5.0000	5.0000	5.0950	5.0950	5.0950	5.0950	5.0950	5.0950	4.3729 Average Interest Rate
Earned Interest	246.58	254.80	246.58	254.80	254.80	383.56	424.66	410.96	865.46	837.54	865.46	865.46	865.46	5,910.66 Earned Interest

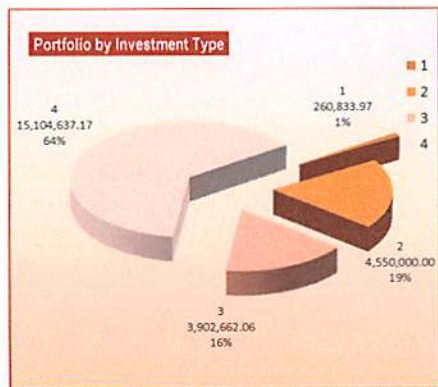
Financial Institution	FY2005												Year To Date	
	Oct	Nov	Dec	Jan	Feb	Mar	Apr	May	Jun	Jul	Aug	Sep		
Blanco National Bank													Blanco National Bank	
Certificate of Deposits ... held at face value													Certificate of Deposits ... held at face value	
Amount of Investment	1,200,000	1,200,000	1,200,000	1,200,000	1,200,000	1,200,000	1,200,000	1,200,000	1,200,000	1,200,000	1,200,000	1,200,000	1,200,000	1,200,000 Average Investment
Average Interest Rate	1.8470	1.8600	1.8808	1.8808	2.0558	2.1558	2.2742	2.2742	2.5408	2.6575	2.8017	2.9267	2.9267	2.2629 Average Interest Rate
Earned Interest	1,814.02	1,895.70	1,855.10	1,916.93	2,095.26	1,984.55	2,288.18	2,243.02	2,583.80	2,626.85	2,855.39	2,985.79	2,985.79	25,049.33 Earned Interest
Security State Bank & Trust													Security State Bank & Trust	
Certificate of Deposits ... held at face value													Certificate of Deposits ... held at face value	
Amount of Investment					100,000	100,000	100,000	100,000	100,000	100,000	100,000	100,000	100,000	100,000 Average Investment
Average Interest Rate					3.0000	3.0000	3.0000	3.0000	3.0000	3.0000	3.0000	3.0000	3.0000	3.0000 Average Interest Rate
Earned Interest					0.00	230.14	230.14	246.58	254.80	246.58	254.80	254.80	254.80	1,717.84 Earned Interest

GILLESPIE COUNTY, TEXAS

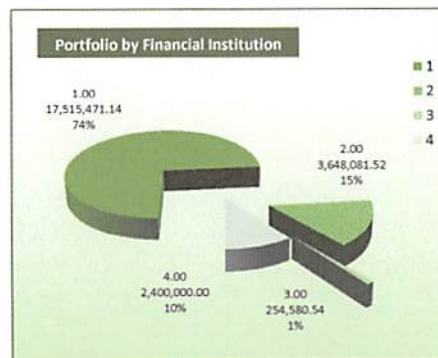
Portfolio Asset Summary By Investment Type

As of May 31, 2017
Of Funds Managed By County Treasurer Office

Financial Institution Account / Investment Type	Cash Balances As Of May 31, 2017	
Security State Bank & Trust County Depository		
Checking Accounts		
General ... multi-fund account	130.12	
COB 2001, GOB Series 2010 ... Interest & Sinking	1.00	
County Attorney Hot Check Fund	8,991.03	
Appellate Judicial ... CLOSED	0.00	
Justice of Peace No 1	84,709.81	
Justice of Peace No 2	17,474.12	
County Clerk Operating	69,426.91	
District Clerk Operating	80,098.98	
GOB Series 2013 ... Jail Project	1.00	
GOB Series 2013 ... Interest & Sinking	1.00	260,833.97
Sweep Accounts		
General ... multi-fund account	14,770,600.88	
GOB Series 2013 ... Jail Project	37,215.58	
COB 2001, GOB Series 2010 ... Interest & Sinking	30,272.29	
GOB Series 2013 ... Interest & Sinking	266,548.42	15,104,637.17
Certificate of Deposit .. General Fund (10.)		
paid monthly .. maturity 02.11.2018	100,000.00	
paid monthly .. maturity 05.02.2018	100,000.00	
paid monthly .. maturity 02.28.2018	100,000.00	
paid monthly .. maturity 10.29.2017	100,000.00	
paid monthly .. maturity 03.04.2018	250,000.00	
paid monthly .. maturity 04.01.2018	500,000.00	
paid monthly .. maturity 07.01.2017	500,000.00	
paid monthly .. maturity 10.01.2017	500,000.00	
CD Closed	0.00	2,150,000.00
		17,515,471.14
TexPool Investment Service for Public Funds		
Investment Pool		
General ... multi-fund account	3,507,885.93	
Interest & Sinking	715.30	
District Clerk Holding In Trust	18,140.56	
County Clerk Holding In Trust	121,339.73	
GOB Series 2013 ... Jail Project	0.00	3,648,081.52
		3,648,081.52



Portfolio by Investment Type As of May 31, 2017	
260,833.97	Checking Accounts
4,550,000.00	Certificates of Deposit
3,902,662.06	Investment Pools <small>Investment Service for Public Funds</small>
<u>15,104,637.17</u>	Sweep Accounts
23,818,133.20	Total



Portfolio by Financial Institution As of May 31, 2017	
17,515,471.14	Security State Bank & Trust
3,648,081.52	TexPool
254,580.54	Texas Class
<u>2,400,000.00</u>	Texas Regional Bank
23,818,133.20	Total

GILLESPIE COUNTY, TEXAS
Portfolio Asset Summary By Investment Type
As of May 31, 2017
Of Funds Managed By County Treasurer Office

Financial Institution	Account / Investment Type	Cash Balances As Of	
		May 31, 2017	
Texas Class			
Investment Service for Public Funds			
	Investment Pool		
	GOB Series 2013 ... Jail Project	254,580.54	254,580.54
Texas Regional Bank			
effective 2017.03 ... formerly Blanco National Bank			
	Certificate of Deposit (10.)		
	paid monthly ... maturity 11.07.2017	100,000.00	100,000.00
	paid monthly ... maturity 02.11.2018	100,000.00	100,000.00
	paid monthly ... maturity 01.02.2018	100,000.00	100,000.00
	paid monthly ... maturity 07.19.2017	100,000.00	100,000.00
	paid monthly ... maturity 03.07.2018	100,000.00	100,000.00
	paid monthly ... maturity 09.07.2017	100,000.00	100,000.00
	paid monthly ... maturity 10.07.2017	100,000.00	100,000.00
	paid monthly ... maturity 05.28.2018	100,000.00	100,000.00
	paid monthly ... maturity 05.28.2018	100,000.00	100,000.00
	paid monthly ... maturity 08.02.2017	100,000.00	100,000.00
	paid monthly ... maturity 11.02.2017	100,000.00	100,000.00
	paid monthly ... maturity 12.02.2017	100,000.00	100,000.00
	paid monthly ... maturity 04.18.2018	100,000.00	100,000.00
	paid monthly ... maturity 11.22.2017	100,000.00	100,000.00
	paid monthly ... maturity 01.30.2018	100,000.00	100,000.00
	paid monthly ... maturity 01.30.2018	100,000.00	100,000.00
	paid monthly ... maturity 03.05.2018	100,000.00	100,000.00
	paid monthly ... maturity 04.01.2018	100,000.00	100,000.00
	paid monthly ... maturity 12.01.2017	100,000.00	100,000.00
	paid monthly ... maturity 04.01.2018	100,000.00	100,000.00
	paid monthly ... maturity 04.01.2018	100,000.00	100,000.00
	paid monthly ... maturity 04.15.2018	100,000.00	100,000.00
	paid monthly ... maturity 06.01.2017	100,000.00	100,000.00
	paid monthly ... maturity 05.15.2017	100,000.00	100,000.00
	Total	2,400,000.00	2,400,000.00
			23,818,133.20

GILLESPIE COUNTY, TEXAS

Portfolio Asset Summary vs. Security Holdings
As of May 31, 2017

For Funds Held by the County Treasurer and All Fee Offices

Financial Institution Account / Investment Type	Cash Balances as of May 31, 2017		Financial Institution Pledge / Security Holdings
Security State Bank & Trust (SSB&T) County Depository	Account Balances		Pledge / Security Holdings
County Treasurer Managed Accounts			
Checking Accounts			
General Checking ... multi-fund account	130.12		
COB Series 2001, GORefunding 2010 ... Interest & Sinking	1.00		
County Attorney Hot Check Fund	8,991.03		
Appellate Judicial ... CLOSED			
Justice of Peace No 1	84,709.81		
Justice of Peace No 2	17,474.12		
County Clerk Operating	69,426.91		
District Clerk Operating	80,098.98		
GOB Series 2013 ... Jail Project	1.00		
GOB Series 2013 ... Interest & Sinking	1.00	260,833.97	
Sweep Accounts			
General ... multi-fund account	14,770,600.88		
GOB Series 2013 ... Jail Project	37,215.58		
COB Series 2001, GORefunding 2010 ... Interest & Sinking	30,272.29		
GOB Series 2013 ... Interest & Sinking	266,548.42	15,104,637.17	
County Treasurer Managed Investments			
Certificates of Deposit .. General Fund (10.)			
paid monthly .. maturity 02.11.2018	100,000.00		
paid monthly .. maturity 05.02.2018	100,000.00		
paid monthly .. maturity 02.28.2018	100,000.00		
paid monthly .. maturity 10.29.2017	100,000.00		
paid monthly .. maturity 03.04.2018	250,000.00		
paid monthly .. maturity 04.01.2018	500,000.00		
paid monthly .. maturity 07.01.2017	500,000.00		
paid monthly .. maturity 10.01.2017	500,000.00		
CD Closed	0.00	2,150,000.00	

GILLESPIE COUNTY, TEXAS

Portfolio Asset Summary vs. Security Holdings
As of May 31, 2017

For Funds Held by the County Treasurer and All Fee Offices

Financial Institution Account / Investment Type	Cash Balances as of May 31, 2017	Financial Institution Pledge / Security Holdings
Security State Bank & Trust County Depository	Account Balances	Pledge / Security Holdings
Tax Assessor-Collector Managed Accounts ... new accounts effective 01.01.2017		
Checking Accounts		
TA-C Operating Account	22,239.37	
Txp&WL	5,466.86	
MVD	167,158.33	
MVD Sales Tax	313,872.84	
MVD Title	2,772.14	
Road & Bridge Fee	4,807.15	516,316.69
Tax Assessor-Collector Managed Accounts ... old accounts		
Checking Accounts		
TA-C Operating Account	23,597.04	
Txp&WL	551.26	
MVD	0.00	
MVD Sales Tax	862.94	
City of Fredericksburg Ad Valorem	88.95	
MVD Title	0.00	
Road & Bridge Fee	6,090.37	
Fredericksburg ISD Ad Valorem	7,590.13	
Escrow (Ad Valorem Property)	33.84	
VIT (Vehicle Inventory Tax) Escrow	1,571.51	
Harper ISD Ad Valorem	15.73	
Gillespie County WCID Ad Valorem	0.05	
Doss CCSD Ad Valorem	0.00	
Stonewall WCID Ad Valorem	0.00	
Hill Country Underground WCD Ad Valorem	0.00	
Gillespie County Ad Valorem	104.93	40,506.75
TAC Total	556,823.44	

GILLESPIE COUNTY, TEXAS

Portfolio Asset Summary vs. Security Holdings
 As of May 31, 2017

For Funds Held by the County Treasurer and All Fee Offices

Financial Institution Account / Investment Type	Cash Balances as of May 31, 2017		Financial Institution Pledge / Security Holdings
Security State Bank & Trust County Depository	Account Balances		Pledge / Security Holdings
County Clerk Managed Account			
Checking Account			
County Clerk Escrow	43,422.48	43,422.48	
Sheriff Managed Account			
Checking Account			
Sheriff Bail Bond Account	62,400.00		
Sheriff Inmate	12,060.50		
Sheriff Commissary	12,076.94	86,537.44	
District Clerk Managed Account			
Checking Account			
District Clerk Trust	40,009.82	40,009.82	
			21,996,182.76 SSB&T Pledged Securities .current face
			22,699,688.99 SSB&T Pledged Securities .book value
			22,967,636.25 SSB&T Pledged Securities .fair value
			250,000.00 FDIC Coverage / Demand Deposits @ SSB&T
	18,242,264.32	23,467,636.25	250,000.00 FDIC Coverage / Time Deposits @ SSB&T

GILLESPIE COUNTY, TEXAS

Portfolio Asset Summary vs. Security Holdings
As of May 31, 2017

For Funds Held by the County Treasurer and All Fee Offices

Financial Institution Account / Investment Type	Cash Balances as of May 31, 2017	Financial Institution Pledge / Security Holdings
TexPool		
Investment Service for Public Funds		
County Treasurer Managed Investments		
Investment Pool Accounts		
General ... multi-fund account	3,507,885.93	
Interest & Sinking - COB Series 2001/GOB Series 2010	715.30	
District Clerk Holding	18,140.56	
County Clerk Holding	121,339.73	
GOB Series 2013 ... Jail Project	0.00	3,648,081.52
		3,648,081.52
Net Asset Value ... TexPool seeks to maintain a net asset value of \$1.00 (+/- 0.005 allowable) and is designed to be used for investments of funds which may be needed at any time. May 31, 2017, net asset value 1.000003		

Financial Institution Account / Investment Type	Cash Balances as of May 31, 2017	Financial Institution Pledge / Security Holdings
Texas Class		
Investment Service for Public Funds		
County Treasurer Managed Investments		
Investment Pool Account		
GOB Series 2013 ... Jail Project	254,580.54	254,580.54
		254,580.54
Net Asset Value ... Texas Class seeks to maintain a net asset value of \$1.00 (+/- 0.005 allowable) and is designed to be used for investments of funds which may be needed at any time. May 31, 2017, net asset value 1.00		

GILLESPIE COUNTY, TEXAS

Portfolio Asset Summary vs. Security Holdings
As of May 31, 2017

For Funds Held by the County Treasurer and All Fee Offices

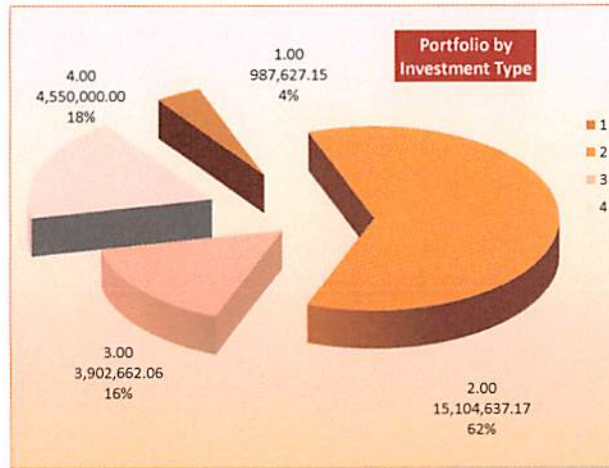
Financial Institution Account / Investment Type		Cash Balances as of May 31, 2017	Financial Institution Pledge / Security Holdings
Texas Regional Bank (TRB)		Account Balances	Pledge / Security Holdings
County Treasurer Managed Investments			
Certificates of Deposit - General Fund (10.)			
paid monthly .. maturity 11.07.2017	100,000.00		
paid monthly .. maturity 02.11.2018	100,000.00		
paid monthly .. maturity 01.02.2018	100,000.00		
paid monthly .. maturity 07.19.2017	100,000.00		
paid monthly .. maturity 03.07.2018	100,000.00		
paid monthly .. maturity 09.07.2017	100,000.00		
paid monthly .. maturity 10.07.2017	100,000.00		
paid monthly .. maturity 05.28.2018	100,000.00		
paid monthly .. maturity 05.28.2018	100,000.00		
paid monthly .. maturity 08.02.2017	100,000.00		
paid monthly .. maturity 11.02.2017	100,000.00		
paid monthly .. maturity 12.02.2017	100,000.00		
paid monthly .. maturity 04.18.2018	100,000.00		
paid monthly .. maturity 11.22.2017	100,000.00		
paid monthly .. maturity 01.30.2018	100,000.00		
paid monthly .. maturity 01.30.2018	100,000.00		
paid monthly .. maturity 03.05.2018	100,000.00		
paid monthly .. maturity 04.01.2018	100,000.00		
paid monthly .. maturity 12.01.2017	100,000.00		
paid monthly .. maturity 04.01.2018	100,000.00		
paid monthly .. maturity 04.01.2018	100,000.00		
paid monthly .. maturity 04.15.2018	100,000.00		
paid monthly .. maturity 06.01.2017	100,000.00		
paid monthly .. maturity 06.15.2017	100,000.00	2,400,000.00	2,400,000.00
		2,866,730.07	2,866,730.07
			3,595,000.00 TRB Pledged Securities - original face
			2,486,232.33 TRB Pledged Securities - par
			2,650,602.65 TRB Pledged Securities - book value
			2,616,730.07 TRB Pledged Securities - market value
			250,000.00 FDIC Coverage @ BNB

GILLESPIE COUNTY, TEXAS

Portfolio Asset Summary vs. Security Holdings
As of May 31, 2017

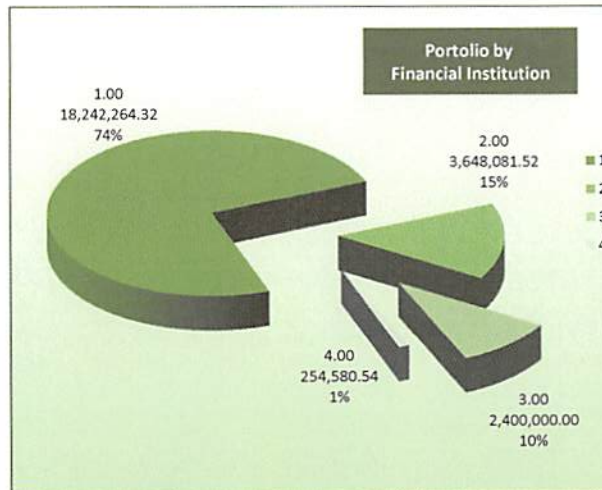
For Funds Held by the County Treasurer and All Fee Offices

Financial Institution Account / Investment Type	Cash Balances as of May 31, 2017	Financial Institution Pledge / Security Holdings
Total Assets	As Of May 31, 2017 24,544,926.38	30,237,028.38 As Of May 31, 2017 Total Securities



**Portfolio by Investment Type
As of May 31, 2017**

1	987,627.15	Checking Accounts
2	15,104,637.17	Sweep Accounts
3	3,902,662.06	Investment Pools ... Investment Service for Public Funds
4	4,550,000.00	Certificates of Deposit
Total	24,544,926.38	



**Portfolio by Financial Institution
As of May 31, 2017**

1	18,242,264.32	Security State Bank & Trust
2	3,648,081.52	TexPool
3	2,400,000.00	Texas Regional Bank
4	254,580.54	Texas Class
Total	24,544,926.38	

GILLESPIE COUNTY, TEXAS
Portfolio Asset Summary vs. Security Holdings
As of May 31, 2017
For Funds Held by the County Treasurer and All Fee Offices

Financial Institution Account / Investment Type	Cash Balances as of May 31, 2017
	Financial Institution Pledge / Security Holdings

Financial Institution Account / Investment Type	Cash Balances as of May 31, 2017																
Deposit and Investment Risk Disclosure																	
<p>General Statement ... The County's approach to investments of county funds. Investment strategies are built on cash flow versus fund name. County funds are predominantly invested in certificates of deposit and Investment Pools ... investment services for public funds.</p> <p>Depository interest-bearing checking accounts are used more as clearing accounts than a type of investment. Sweep accounts ... the General Checking Account (multi-fund account) ... interest-bearing, with a one dollar (\$1.00) threshold ... is attached to a sweep account with a \$25,000.00 required minimum balance. This holds the same for the GOB Series 2013 Project Account ... it is interest-bearing, with a one dollar (\$1.00) threshold ... and is attached to a sweep account with a \$25,000.00 required minimum balance. The same for COB2001/Ret2010 I&S and GOB2013 I&S.</p> <p>Custodial Risk .. All deposits/investments with any banking institution are collateralized over 100%, all collateral (exclusive FDIC coverage) is placed with a third party that is not a depository of the County, and collateral is pledged to Gillespie County.</p> <p>Interest Rate Risk .. The County does not have a formal investment policy that limits investment maturities as a means of managing its exposure to fair value losses arising from changing interest rates.</p> <p>At May 31, 2017, the County had no investments other than those in an investment pool that would be effected.</p> <p>Certificates of Deposit are normally held at one year maturities and maturity dates are staggered.</p> <p>Occasionally CD's are originally invested for periods of less or over a year to optimize a staggered portfolio.</p> <p>SSB&T & TRB CD's are held at face values with interests paid to the County monthly.</p> <p>Credit Risk .. At May 31, 2017, the County has no investments in commercial paper, corporate bonds, mutual funds.</p> <p>At May 31, 2017, TexPool was rated AAAAM by Standard & Poor's.</p> <p>At May 31, 2017, Texas Class was rated AAAAM by Standard & Poor's.</p> <p>Concentration of Credit Risk .. The County does not place any limit on the amount the County may invest with any type of investment or issuer. However, the County endeavors to diversify and monitors any concerns of concentrations with any one issuer or investment type.</p> <p>At May 31, 2017, the County had its assets/investments invested by investment type</p> <table style="width: 100%; border: none;"> <tr> <td style="width: 60%;">15.9001 % in investment pools</td> <td style="width: 40%;"></td> </tr> <tr> <td>18.5374 % in certificate of deposit(s)</td> <td></td> </tr> <tr> <td>4.0238 % in checking, money market, passbook accounts</td> <td></td> </tr> <tr> <td>61.5387 % in sweep accounts which are tied to the overnight bank lending rate</td> <td></td> </tr> </table> <p>At May 31, 2017, the County had its assets/investments invested by issuer</p> <table style="width: 100%; border: none;"> <tr> <td style="width: 60%;">14.8629 % in TexPool</td> <td style="width: 40%;"></td> </tr> <tr> <td>74.3219 % in Security State Bank & Trust</td> <td></td> </tr> <tr> <td>9.7780 % in Texas Regional Bank</td> <td></td> </tr> <tr> <td>1.0372 % in Texas Class</td> <td></td> </tr> </table>		15.9001 % in investment pools		18.5374 % in certificate of deposit(s)		4.0238 % in checking, money market, passbook accounts		61.5387 % in sweep accounts which are tied to the overnight bank lending rate		14.8629 % in TexPool		74.3219 % in Security State Bank & Trust		9.7780 % in Texas Regional Bank		1.0372 % in Texas Class	
15.9001 % in investment pools																	
18.5374 % in certificate of deposit(s)																	
4.0238 % in checking, money market, passbook accounts																	
61.5387 % in sweep accounts which are tied to the overnight bank lending rate																	
14.8629 % in TexPool																	
74.3219 % in Security State Bank & Trust																	
9.7780 % in Texas Regional Bank																	
1.0372 % in Texas Class																	

**FY2016-2017
Gillespie County, Texas
County Treasurer Monthly Financial Statement
All Funds Managed by County Treasurer**



For Period Ended May 31, 2017

**Laura Lundquist, CCT, CIO
Gillespie County Treasurer**


Maintenance & Operating, COB & GOB Operating, COB & GOB I&S, Special Revenue, Special Revenue...Grants, Trust and Agency							
Month To Date	04.30.2017 Cash Balance	Receipts	Disbursements	Allocations	FY2017 Adjustments	FY2016 Adjustments	05.31.2017 Cash Balance
Maintenance & Operating (M&O)	21,120,590.21	1,230,767.12	1,763,872.13				20,587,485.20
COB2001							291,797.12
and GOB2013 Operating	291,529.25	267.87					
COB 2001/Ref2010 I&S							297,538.01
and GOB I&S	291,207.19	6,330.82					
Special Revenue	1,747,193.17	98,727.49	16,901.18				1,829,019.48
Special Revenue ... Grants	484.97						484.97
Trust and Agency	617,051.21	80,997.91	93,916.58				604,132.54
Totals	24,068,056.00	1,417,091.21	1,874,689.89	0.00	0.00	0.00	23,610,457.32

Year To Date	09.30.2016 Cash Balance	Receipts	Disbursements	Allocations	FY2017 Adjustments	FY2016 Adjustments	05.31.2017 Cash Balance
Maintenance & Operating (M&O)	13,887,301.85	18,597,086.82	11,896,328.02		(575.45)		20,587,485.20
COB2001							291,797.12
and GOB2013 Operating	290,019.50	1,777.62					
COB 2001/Ref2010 I&S							297,538.01
and GOB I&S	427,394.94	825,825.57	955,682.50				
Special Revenue	2,198,365.53	655,101.28	1,024,447.33				1,829,019.48
Special Revenue ... Grants	484.97						484.97
Trust and Agency	590,663.33	805,661.69	792,288.35		95.87		604,132.54
Totals	17,394,230.12	20,885,452.98	14,668,746.20	0.00	(479.58)	0.00	23,610,457.32

Clerks of the Courts Trust Funds							
Month To Date	04.30.2017 Cash Balance	Receipts	Disbursements	Allocations	FY2017 Adjustments	FY2016 Adjustments	05.31.2017 Cash Balance
District Clerk Trust	18,128.79	11.77					18,140.56
County Clerk Trust	121,260.50	79.23					121,339.73
Totals	139,389.29	91.00	0.00	0.00	0.00	0.00	139,480.29

Year To Date	09.30.2016 Cash Balance	Receipts	Disbursements	Allocations	FY2017 Adjustments	FY2016 Adjustments	05.31.2017 Cash Balance
District Clerk Trust	18,073.71	66.85					18,140.56
County Clerk Trust	120,892.46	447.27					121,339.73
Totals	138,966.17	514.12	0.00	0.00	0.00	0.00	139,480.29

Respectfully submitted,


 Laura Lundquist, CCT, CIO
 Gillespie County Treasurer

The State of Texas, County of Gillespie

Before me, the undersigned authority, this day personally appeared Laura Lundquist, County Treasurer, to me well known, who, being duly sworn, desposes and says that the above and foregoing report is true and correct.

Witness my hand and seal of this office, this _____ day of _____, _____ A.D.

 County Clerk
 County of Gillespie, State of Texas

Compared, examined, and accepted in open Commissioners Court this _____ day of _____, _____ A.D.

 County Judge

 Commissioner Pct No 1

 Commissioner Pct No 2

 Commissioner Pct No 3

 Commissioner Pct No 4