



FY2016-2017

GILLESPIE COUNTY, TEXAS

COUNTY TREASURER MONTHLY FINANCIAL REPORT

For The Period Ended

April 30, 2017

Unaudited

LAURA LUNDQUIST, CCT, CIO

GILLESPIE COUNTY TREASURER

1. Cash/Investment Balances All Funds
For Period Ended April 30, 2017
2. Statement of Receipts, Disbursements, Electronic Funds Transfers, Payroll,
Interfund Allocations, Adjustments, and Investments All Funds
Month to Date by Fund
3. Statement of Receipts, Disbursements, Electronic Funds Transfers, Payroll,
Interfund Allocations, Adjustments, and Investments All Funds
Fiscal Year to Date by Fund
4. Statement of Maintenance & Operating Funds
FY2005 through April 30, 2017
General Fund
Road & Bridge Funds ... County Wide, Precinct No 1, Precinct No 2, Precinct No 3, Precinct No 4
5. Fund Cash/Investment Balance Comparison by Fiscal Year by Fund
Active and Inactive Funds
FY2004 through April 30, 2017
6. Overall Cash/Investment Balance Comparison by Month
FY1985 through April 30, 2017
7. County Sales Tax ... Effective January 01, 1988
Allocation Summary of Sales Tax Receipts
1988 through April 30, 2017

Statement of Repayment of Erroneous Receipt of Sales Tax
1997 through September 30, 2016 ... Paid Off FY2016
8. Hotel Occupancy Tax (HOT) ... Effective January 01, 2007
Summary of HOT Receipts and Expenditures
For the Period of January 01, 2007 through April 30, 2017
9. Certificates of Obligation Bonds ... Interest & Sinking
Statement of Bond Redemptions & Interest Payment Schedule
GO Refunding Bonds, Series 2010
Refunding of COB Series 2001, Post Office & Clinic Building Properties



10. General Obligation Bonds ... Interest & Sinking
Statement of Bond Redemptions & Interest Payment Schedule
GOB Series 2013, Jail Construction Project
11. Lease / Purchase Finance Capital Equipment
Statement of Principal & Interest Payment Schedule
Road & Bridge Departments – Contract No 6451, December.2013
 - o Countywide
 - o Precinct No 1
 - o Precinct No 2
 - o Precinct No 3
 - o Precinct No 4
12. Public Property Finance ... Law Enforcement Radio System Upgrade
Statement of Principal & Interest Payment Schedule
Sheriff Office --- Contract No 6774, November.2014
13. District Clerk Trust Funds ... Statement of Holding in Trust Funds As Managed by County Treasurer
As of April 30, 2017
14. County Clerk Trust Funds ... Statement of Holding in Trust Funds As Managed by County Treasurer
As of April 30, 2017
15. Investment Performance Summary ... Certificate(s) of Deposit
As of April 30, 2017
16. County Treasurer Portfolio Asset Summary by Investment Type
As of April 30, 2017
17. County Portfolio Asset Summary vs Security Holdings
As of April 30, 2017
18. Detailed Listing of Receipts to All Funds
For April.2017
19. Detailed Listing of Disbursements from All Funds
For April.2017
20. Detailed Listing of Electronic Funds Transfers from All Funds
For April.2017
21. Detailed Listing of Interfund Allocations to/from All Funds
For April.2017
22. Detailed Listing of Payroll Distribution All Funds
For April.2017
23. Financial Summary Recap Affidavit
As of April 30, 2017

GILLESPIE COUNTY, TEXAS

Cash and Investment Balances All Funds Managed by County Treasurer

For Period Ended April 30, 2017

FUNDS LISTING BY CATEGORY

GENERAL and ROAD & BRIDGE FUNDS

Maintenance & Operating Funds

General Fund	18,155,074.08
Road & Bridge Funds ...	
County Wide	2,066,245.29
Precinct No 1	186,307.04
Precinct No 2	230,511.24
Precinct No 3	261,992.65
Precinct No 4	<u>220,459.91</u>
Sub-total Road & Bridge Funds	2,965,516.13

CASH and INVESTMENTS

21,120,590.21

SPECIAL REVENUE FUNDS

Law Library	3,225.21	
Lateral Road ...		
Precinct No 1	6,658.22	
Precinct No 2	6,683.25	
Precinct No 3	6,658.22	
Precinct No 4	6,658.22	
Sub-total Lateral Road Funds	26,657.91	
Probate ...		
Training	4,447.77	
Guardianship Program	30,048.70	
Sub-total Probate Funds	34,496.47	
Court Reporter Service	4,160.76	
County Records Management	74,544.41	
County Clerk Records Management	149,578.19	
Sheriff Forfeiture	46,633.26	
Sheriff Abandoned Vehicle	1,210.47	
Sheriff Equitable Sharing	1,210.93	
Justice Court Bldg Security	32,725.01	
Courthouse Security	26,761.89	
District Clerk Records Management	9,820.10	
County & District Court Technology	22,660.76	
Occupancy Tax	452,672.32	
Pretrial Intervention	133,025.71	
Justice Court Technology	125,331.48	
Airport Operating	576,877.55	
LEOSE Training--Sheriff	8,776.82	
LEOSE Training--Constable No 1	9,385.42	
LEOSE Training--Constable No 2	7,331.75	
Tax Assessor - M V I	<u>106.75</u>	<u>1,747,193.17</u>

SPECIAL REVENUE FUNDS ... GRANTS

Grants ... General, Energy Efficiency	0.00	
Grants ... Law Enforcement, Emergency Services P25 Compliant Radio	0.00	
PML Loan Star Library	258.39	
PML PAC-Pug	211.40	
Airport Capital Project Grant	<u>15.18</u>	<u>484.97</u>

GILLESPIE COUNTY, TEXAS

**Cash and Investment Balances
 All Funds Managed by County Treasurer**

For Period Ended April 30, 2017

FUNDS LISTING BY CATEGORY (continued)			
CERTIFICATES OF OBLIGATION BONDS			
and			
GENERAL OBLIGATION BONDS			
...			
Operating Accounts			
GOB Series 2013 ... Jail Project	291,529.25	291,529.25	
CERTIFICATES OF OBLIGATION BONDS			
and			
GENERAL OBLIGATION BONDS			
...			
Interest & Sinking Accounts			
COB Series 2001/GOB Refunding Series 2010 ... Interest & Sinking	29,942.83		
GOB Series 2013 ... Interest & Sinking	261,264.36	291,207.19	
TRUST and AGENCY FUNDS			
Criminal Justice	83,604.43		
Waste Water (State Fee)	320.00		
County Attorney Hot Check	6,225.76		
McDermott (PML)	110,868.59		
Breiten (PML)	195,423.07		
Justice Of The Peace No. 1	42,846.53		
Justice Of The Peace No. 2	13,063.89		
Appellate Judicial System	551.34		
Alternative Dispute Resolution	1,187.10		
Unclaimed Monies	57,084.39		
County Clerk Operating	57,587.21		
District Clerk Operating	48,288.90	617,051.21	24,068,056.00
FUNDS PENDING RELEASE			
Check(s) pending release	0.00		
EFT(s) pending release	0.00	0.00	0.00
CHANGE FUNDS			
General Fund (F.10) ... cash provider to various offices	3,000.00		
Sheriff Seizure Fund (F.30)	1,750.00		
County Attorney Hot Check Fund (F.80)	50.00	4,800.00	4,800.00

GILLESPIE COUNTY, TEXAS

**Cash and Investment Balances
 All Funds Managed by County Treasurer**

For Period Ended April 30, 2017

FUNDS LISTING BY CATEGORY (continued)				
UNALLOCATED MONIES				
Checking Accounts				
Justice of Peace No 2 Checking...unaccountable funds from 02/28/1999 ... date check book was turned over to County Treasurer	(98.56)			
Justice of Peace No 2 Checking...credit card payment pending	324.00			
Justice of Peace No 2 Checking...credit card reversal pending	110.00			
Justice of Peace No 2 Checking...credit card payment pending	1,677.50			
Justice of Peace No 1 Checking...credit card payment pending	1,477.00			
General Checking...	0.00			
District Clerk Checking...	0.00			
County Attorney Hot Check Checking...credit card payment pending	246.48			
COB 2001/REF 2010 Checking...	0.00			
GOB 2013 Project Checking...	0.00			
County Clerk Checking...credit card payment pending	402.03	<u>4,138.45</u>		
Investment Pools ... Investment Service For Public Funds				
TexPool ... General	0.00			
TexPool ... COB Series 2001/GOB Series 2010 Interest & Sinking	0.00			
TexPool ... GOB Series 2013 Jail Project	0.00			
Texas Class ... GOB Series 2013 Jail Project	<u>0.00</u>	<u>0.00</u>		
Other Unallocated Funds				
none reported	<u>0.00</u>	<u>0.00</u>	<u>4,138.45</u>	24,076,994.45

GILLESPIE COUNTY, TEXAS

Cash and Investment Balances All Funds Managed by County Treasurer

For Period Ended April 30, 2017

CHECKING and INVESTMENT ACCOUNTS			
CHECKING ACCOUNTS			
GENERAL OPERATING ... Interest Bearing Checking	1.03		
Cash On Hand	0.00		
Deposit In Process	2,310.44		
Deposit In Process	27.00		
Deposit In Process	385.06		
Deposit In Process	0.00		
Online Transfer ... COB2001/Ref2010 I&S	(204.23)		
Online Transfer ... GOB 2013 I&S	(1,045.97)		
Bank correction ... duplicate stale check deposit	(6.00)		
Outstanding Financial Checks	(363,156.00)		
Outstanding Payroll Checks	(4,936.68)		
Check(s) pending release	0.00	(366,625.35)	
GENERAL OPERATING ... Interest Bearing Sweep Account			
Sweep of General Operating Checking	<u>15,628,335.99</u>	<u>15,628,335.99</u>	
COB Series 2001 / GORefuding Series 2010 INTEREST & SINKING Checking	1.00		
Cash On Hand	0.00		
Online Transfer	204.23		
Online Transfer	0.00		
Outstanding Checks	<u>0.00</u>	<u>205.23</u>	
COB Series 2001 / GORefuding Series 2010 INTEREST & SINKING ...			
Interest Bearing Sweep Account			
Sweep of General Operating Checking	<u>29,022.80</u>	<u>29,022.80</u>	
COUNTY ATTORNEY HOT CHECK ... Interest Bearing Checking	10,676.75		
Cash On Hand	0.00		
Deposit In Process	30.00		
Online Transfer	0.00		
Outstanding Checks	(4,234.51)	<u>6,472.24</u>	
JUSTICE OF THE PEACE No 1 ... Interest Bearing Checking	44,101.93		
Cash On Hand	0.00		
Deposit In Process	480.00		
Online Transfer	0.00		
Outstanding Checks	(258.40)	<u>44,323.53</u>	

GILLESPIE COUNTY, TEXAS

Cash and Investment Balances All Funds Managed by County Treasurer

For Period Ended April 30, 2017

CHECKING and INVESTMENT ACCOUNTS <small>(continued)</small>			
CHECKING ACCOUNTS ... Continued			
JUSTICE OF THE PEACE No 2 ... Interest Bearing Checking	15,344.83		
Cash On Hand	0.00		
Deposit In Process	111.00		
Online Transfer	0.00		
Outstanding Checks	<u>(379.00)</u>	<u>15,076.83</u>	
COUNTY CLERK ... Interest Bearing Checking	58,814.67		
Cash On Hand	0.00		
Deposit In Process	0.00		
Deposit In Process	0.00		
Deposit In Process	0.00		
Online Transfer	0.00		
Outstanding Checks ...checks outstanding prior to 10.01.2009	<u>(108.50)</u>		
Outstanding Checks ...outstanding checks post 09.30.2009	<u>(716.93)</u>	<u>57,989.24</u>	
DISTRICT CLERK ... Interest Bearing Checking	65,187.96		
Cash On Hand	0.00		
Deposit In Process	0.00		
Deposit In Process	0.00		
Online Transfer	0.00		
Outstanding Checks ...checks outstanding prior to 10.01.2009	<u>(4,361.86)</u>		
Outstanding Checks ...outstanding checks post 09.30.2009	<u>(12,537.20)</u>	<u>48,288.90</u>	
GOB SERIES 2013 - Jail Project ... Interest Bearing Checking	1.00		
Cash On Hand	0.00		
Online Transfer	0.00		
Deposit In Process	0.00		
Outstanding Checks	<u>0.00</u>	<u>1.00</u>	
GOB SERIES 2013 - Jail Project ... Interest Bearing Sweep Account			
Sweep of GOB 2013 Jail Project Checking	<u>37,182.20</u>	<u>37,182.20</u>	
GOB SERIES 2013 - Interest & Sinking ... Interest Bearing Checking	1.00		
Cash On Hand	0.00		
Online Transfer	1,045.97		
Online Transfer	0.00		
Online Transfer	0.00		
Outstanding Checks	<u>0.00</u>	<u>1,046.97</u>	
GOB SERIES 2013 - Interest & Sinking ... Interest Bearing Sweep Account			
Sweep of GOB 2013 Interest & Sinking Sweep	<u>260,217.39</u>	<u>260,217.39</u>	<u>15,761,536.97</u>

GILLESPIE COUNTY, TEXAS

**Cash and Investment Balances
 All Funds Managed by County Treasurer**

For Period Ended April 30, 2017

CHECKING and INVESTMENT ACCOUNTS (continued)

TIME CERTIFICATE OF DEPOSIT(s)

All General Fund (10.) Investments

Texas Regional Bank ... formerly Blanco National Bank

TRB CD paid monthly .. 11.07.2017 maturity	100,000.00	
TRB CD paid monthly .. 02.11.2018 maturity	100,000.00	
TRB CD paid monthly .. 01.02.2018 maturity	100,000.00	
TRB CD paid monthly .. 07.19.2017 maturity	100,000.00	
TRB CD paid monthly .. 03.07.2018 maturity	100,000.00	
TRB CD paid monthly .. 09.07.2017 maturity	100,000.00	
TRB CD paid monthly .. 10.07.2017 maturity	100,000.00	
TRB CD paid monthly .. 05.28.2017 maturity	100,000.00	
TRB CD paid monthly .. 05.28.2017 maturity	100,000.00	
TRB CD paid monthly .. 08.02.2017 maturity	100,000.00	
TRB CD paid monthly .. 11.02.2017 maturity	100,000.00	
TRB CD paid monthly .. 12.02.2017 maturity	100,000.00	
TRB CD paid monthly .. 04.18.2018 maturity	100,000.00	
TRB CD paid monthly .. 11.22.2017 maturity	100,000.00	
TRB CD paid monthly .. 01.30.2018 maturity	100,000.00	
TRB CD paid monthly .. 01.30.2018 maturity	100,000.00	
TRB CD paid monthly .. 03.05.2018 maturity	100,000.00	
TRB CD paid monthly .. 04.01.2018 maturity	100,000.00	
TRB CD paid monthly .. 12.01.2017 maturity	100,000.00	
TRB CD paid monthly .. 04.01.2018 maturity	100,000.00	
TRB CD paid monthly .. 04.01.2018 maturity	100,000.00	
TRB CD paid monthly .. 04.15.2018 maturity	100,000.00	
TRB CD paid monthly .. 06.01.2017 maturity	100,000.00	
TRB CD paid monthly .. 06.15.2017 maturity	<u>100,000.00</u>	<u>2,400,000.00</u>

Security State Bank & Trust (County Depository)

SSB&T CD paid monthly .. 02.11.2018 maturity	100,000.00	
SSB&T CD paid monthly .. 05.02.2017 maturity	100,000.00	
SSB&T CD paid monthly .. 02.28.2018 maturity	100,000.00	
SSB&T CD paid monthly .. 10.29.2017 maturity	100,000.00	
SSB&T CD paid monthly .. 03.04.2018 maturity	250,000.00	
SSB&T CD paid monthly .. 04.01.2018 maturity	500,000.00	
SSB&T CD paid monthly .. 07.01.2017 maturity	500,000.00	
SSB&T CD paid monthly .. 10.01.2017 maturity	500,000.00	
SSB&T CD closed	<u>0.00</u>	<u>2,150,000.00</u> <u>4,550,000.00</u>

GILLESPIE COUNTY, TEXAS

**Cash and Investment Balances
 All Funds Managed by County Treasurer**

For Period Ended April 30, 2017

CHECKING and INVESTMENT ACCOUNTS <small>(continued)</small>				
INVESTMENT POOLS ... Investment Service For Public Funds				
TexPool				
	GENERAL ... Multi-Fund Account	3,505,596.63		
	Deposit In Process	0.00		
	Monies In Transit	<u>0.00</u>	<u>3,505,596.63</u>	
	COB SERIES 2001/GORefunding SERIES 2010 ... Interest & Sinking	714.80		
	Deposit In Process	0.00		
	Monies In Transit	<u>0.00</u>	<u>714.80</u>	
	GOB SERIES 2013 ... Jail Project	0.00		
	Deposit In Process	0.00		
	Monies In Transit	<u>0.00</u>	<u>0.00</u>	
	<small>TexPool sub-total</small>		<u>3,506,311.43</u>	
Texas Class				
	GOB SERIES 2013 ... Jail Project	254,346.05		
	Deposit In Process	0.00		
	Monies In Transit	<u>0.00</u>	<u>254,346.05</u>	<u>3,760,657.48</u>
CHANGE FUNDS				
Under General Fund (F.10)				
	Tax Office ... Teller Drawers (4)	1,200.00		
	Tax Office ... Office Administration	0.00		
	County Clerk	100.00		
	District Clerk	100.00		
	Justice of Peace No 1	200.00		
	Justice of Peace No 2	200.00		
	Pioneer Memorial Library	100.00		
	Sheriff ... Administration	50.00		
	Sheriff ... Jail Operations	50.00		
	County Treasurer	1,000.00		
	County Warehouse	<u>0.00</u>	<u>3,000.00</u>	
Under Sheriff Seizure (F.30)				
	Sheriff ... Administrative Office	<u>1,750.00</u>	<u>1,750.00</u>	
Under County Attorney Hot Check (F.80)				
	County Attorney	<u>50.00</u>	<u>50.00</u>	<u>4,800.00</u>
				24,076,994.45


GILLESPIE COUNTY, TEXAS

**Cash and Investment Balances
 All Funds Managed by County Treasurer**

For Period Ended April 30, 2017

DISTRICT CLERK HOLDING					
HOLDING ACCOUNT (s)		CASH and INVESTMENTS			
holding account(s)	<u>18,128.79</u>	<u>18,128.79</u>	<u>18,128.79</u>	<u>18,128.79</u>	<u>18,128.79</u>
INVESTMENT POOLS ... Investment Service For Public Funds					
TEXPOOL ... DISTRICT CLERK HOLDING	18,128.79				
Deposit In Process	0.00				
Monies In Transit	<u>0.00</u>	<u>18,128.79</u>	<u>18,128.79</u>	<u>18,128.79</u>	<u>18,128.79</u>

COUNTY CLERK HOLDING					
HOLDING ACCOUNT (s)		CASH and INVESTMENTS			
holding account(s)	<u>121,260.50</u>	<u>121,260.50</u>	<u>121,260.50</u>	<u>121,260.50</u>	<u>121,260.50</u>
INVESTMENT POOLS ... Investment Service For Public Funds					
TEXPOOL ... COUNTY CLERK HOLDING	121,260.50				
Deposit In Process	0.00				
Monies In Transit	<u>0.00</u>	<u>121,260.50</u>	<u>121,260.50</u>	<u>121,260.50</u>	<u>121,260.50</u>



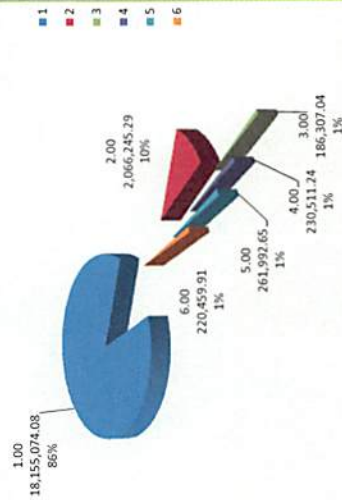
Laura Lundquist, CAF, CIO
 Gillespie County Treasurer
 Gillespie County, Texas

GILLESPIE COUNTY, TEXAS
STATEMENT OF
Receipts, Disbursements, Electronic Funds Transfers, Payroll, Interfund Allocations, Adjustments, and Time Investments
of County Funds Managed by County Treasurer

For the Period Ended April 30, 2017

For Current Account Period	Cash Balance as of 03.31.2017	Receipts	Disbursements	Electronic Fund Transfers	Payroll	Total Disbursements	Interfund Allocations In	Interfund Allocations Out	FY2017 Adjustments	FY2016 YE Adjustments	Cash Balances as of 04.30.2017	Time Investments	Adjusted Cash Balance as of 04.30.2017	For Current Account Period
GENERAL and ROAD & BRIDGE ... Maintenance & Operating Funds														
F10 General	18,644,884.25	669,486.46	621,025.22	250,639.51	287,536.03	1,159,200.76			(95.87)		18,155,074.08	4,550,000.00	13,605,074.08	F10 General
Road & Bridge Funds														Road & Bridge Funds
F15 County Wide	1,931,461.27	143,087.72	5,859.90		2,443.80	8,303.70					2,066,245.29		2,066,245.29	F15 County Wide
F16 Precinct No 1	199,176.80	7,769.62	3,743.62		16,895.76	20,639.38					186,307.04		186,307.04	F16 Precinct No 1
F17 Precinct No 2	270,777.76	164.26	25,075.13		15,355.65	40,430.78					230,511.24		230,511.24	F17 Precinct No 2
F18 Precinct No 3	288,314.24	186.54	6,216.36		20,291.77	26,508.13					261,992.65		261,992.65	F18 Precinct No 3
F19 Precinct No 4	241,453.35	157.49	5,639.16		15,511.77	21,150.93					220,459.91		220,459.91	F19 Precinct No 4
Sub-Total REB	2,931,183.42	151,366.63	46,534.17	0.00	70,469.75	117,032.92	0.00	0.00	0.00	0.00	2,965,516.13	0.00	2,965,516.13	Sub-Total REB
Sub-Totals General / Road & Bridge ... Maintenance & Operating Funds	21,576,067.67	820,852.09	667,569.39	250,639.51	358,034.78	1,276,233.68	0.00	0.00	(95.87)	0.00	21,120,590.21	4,550,000.00	16,570,590.21	General / Road & Bridge ... Maintenance & Operating Funds

Maintenance & Operating



Maintenance & Operating
Cash Balances by Fund
As of April 30, 2017

Fund	Balance
1	18,155,074.08
2	2,066,245.29
3	186,307.04
4	230,511.24
5	261,992.65
6	220,459.91
Total	21,120,590.21

GILLESPIE COUNTY, TEXAS
STATEMENT OF
Receipts, Disbursements, Electronic Funds Transfers, Payroll, Interfund Allocations, Adjustments, and Time Investments
of County Funds Managed by County Treasurer

For the Period Ended April 30, 2017

For Current Account Period	Cash Balance as of 03.31.2017	Receipts	Disbursements	Electronic Fund Transfers	Payroll	Total Disbursements	Interfund Allocations In	Interfund Allocations Out	FY2017 Adjustments	FY2016 YE Adjustments	Cash Balances as of 04.30.2017	Time Investments	Adjusted Cash Balance as of 04.30.2017	For Current Account Period
SPECIAL REVENUE														
F20 Law Library	2,276.87	3,857.34	2,909.00			2,909.00					3,225.21		3,225.21	F20 Law Library
F21 Lateral Road Precinct Depts														F21 Lateral Road Precinct Depts
Precinct No 1	6,658.22		0.00			0.00					6,658.22		6,658.22	Precinct No 1
Precinct No 2	6,683.25		0.00			0.00					6,683.25		6,683.25	Precinct No 2
Precinct No 3	6,658.22		0.00			0.00					6,658.22		6,658.22	Precinct No 3
Precinct No 4	6,658.22		0.00			0.00					6,658.22		6,658.22	Precinct No 4
F24 Probate														F24 Probate
Training	4,381.77	66.00	0.00			0.00					4,447.77		4,447.77	Training
Guardianship Program	29,608.70	440.00	0.00			0.00					30,048.70		30,048.70	Guardianship Program
F25 Court Reporter	3,485.11	1,293.15	617.50			617.50					4,160.76		4,160.76	F25 Court Reporter
F28 County Records Mgmt	72,809.71	1,734.70	0.00			0.00					74,544.41		74,544.41	F28 County Records Mgmt
F29 County Clerk Records Mgmt	145,270.88	6,067.09	1.69		1,758.09	1,759.78					149,578.19		149,578.19	F29 County Clerk Records Mgmt
F30 Sheriff Forfeiture	46,324.97	308.29	0.00			0.00					46,633.26		46,633.26	F30 Sheriff Forfeiture
F93 Sheriff Abandoned Vehicle	1,209.66	0.81	0.00			0.00					1,210.47		1,210.47	F93 Sheriff Abandoned Vehicle
F31 Justice Court Bldg Security	32,536.74	188.27	0.00			0.00					32,725.01		32,725.01	F31 Justice Court Bldg Security
F32 Courthouse Security	24,862.58	1,899.31	0.00			0.00					26,761.89		26,761.89	F32 Courthouse Security
F34 District Clerk Records Mgmt	9,303.00	517.10	0.00			0.00					9,820.10		9,820.10	F34 District Clerk Records Mgmt
F35 County & District Courts Technology	21,647.88	1,012.88	0.00			0.00					22,660.76		22,660.76	F35 County & District Courts Technology
F36 Occupancy Tax	698,219.96	53,523.36	299,071.00			299,071.00					452,672.32		452,672.32	F36 Occupancy Tax
F37 Pretrial Intervention	132,525.71	500.00	0.00			0.00					133,025.71		133,025.71	F37 Pretrial Intervention
F51 Justice Court Technology	124,577.12	754.36	0.00			0.00					125,331.48		125,331.48	F51 Justice Court Technology
F72 Airport Operating	573,656.41	11,594.74	1,418.66		6,954.94	8,373.60					576,877.55		576,877.55	F72 Airport Operating
F78 LOOSE - Sheriff	8,776.82		0.00			0.00					8,776.82		8,776.82	F78 LOOSE - Sheriff
F79 LOOSE - Constable 1	9,385.42		0.00			0.00					9,385.42		9,385.42	F79 LOOSE - Constable 1
F82 LOOSE - Constable 2	7,331.75		0.00			0.00					7,331.75		7,331.75	F82 LOOSE - Constable 2
F81 Tax Assessor-M V I	106.75		0.00			0.00					106.75		106.75	F81 Tax Assessor-M V I
F40 Sheriff Equitable Sharing	1,210.12	0.81	0.00			0.00					1,210.93		1,210.93	F40 Sheriff Equitable Sharing
Sub-Totals Special Revenue	1,976,165.64	83,758.21	304,017.85	0.00	8,713.03	312,730.88	0.00	0.00	0.00	0.00	1,747,193.17	0.00	1,747,193.17	Sub-Totals Special Revenue

GILLESPIE COUNTY, TEXAS
STATEMENT OF
Receipts, Disbursements, Electronic Funds Transfers, Payroll, Interfund Allocations, Adjustments, and Time Investments
of County Funds Managed by County Treasurer

For the Period Ended April 30, 2017

For Current Account Period	Cash Balance as of 03.31.2017	Receipts	Disbursements	Electronic Fund Transfers	Payroll	Total Disbursements	Interfund Allocations In	Interfund Allocations Out	FY2016 YE Adjustments	FY2017 Adjustments	Cash Balances as of 04.30.2017	Time Investments	Adjusted Cash Balance as of 04.30.2017	For Current Account Period
----------------------------	-------------------------------	----------	---------------	---------------------------	---------	---------------------	--------------------------	---------------------------	-----------------------	--------------------	--------------------------------	------------------	--	----------------------------

SPECIAL REVENUE ... GRANTS														
F11 Grants ... General - Energy Efficiency	0.00					0.00					0.00		0.00	
F11 Grants ... Law Enforcement, Emergency Services P25 Compliant Radio	0.00					0.00					0.00		0.00	
F54 PML ... Loan Star Grant	258.39					0.00					258.39		258.39	
F54 PML ... PAC-HUG Grant	211.40					0.00					211.40		211.40	
F71 Airport Capital Project Grant	15.18					0.00				0.00	15.18		15.18	
Sub-Totals Special Revenue .. Grants	484.97	0.00	0.00	0.00	0.00	0.00	0.00	0.00	0.00	0.00	484.97	0.00	484.97	Special Revenue .. Grants

CERTIFICATES OF OBLIGATION BONDS and GENERAL OBLIGATION BONDS ... Project Operating Accounts														
F81 GOB Series 2013 ... Jail Project	291,283.29	245.96				0.00					291,529.25		291,529.25	F81 GOB Series 2013 ... Jail Project
Sub-Totals COB ... GOB Operating	291,283.29	245.96	0.00	0.00	0.00	0.00	0.00	0.00	0.00	0.00	291,529.25	0.00	291,529.25	Sub-Totals COB ... GOB Operating

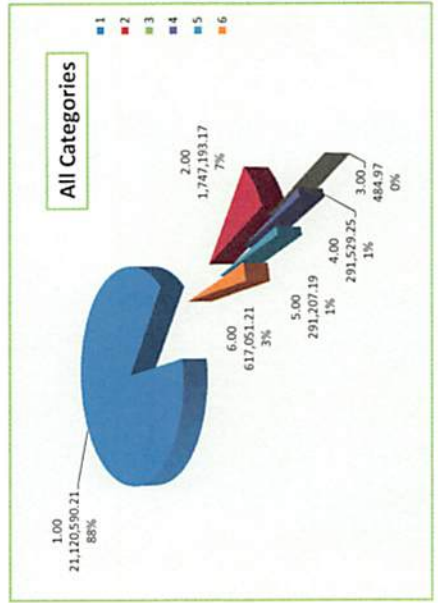
CERTIFICATES OF OBLIGATION BONDS and GENERAL OBLIGATION BONDS ... Interest & Sinking Accounts														
F62 GOB Series 2013 ... Interest & Sinking	249,068.51	12,195.85				0.00					261,264.36		261,264.36	F62 GOB Series 2013 ... Interest & Sinking
F53 COB Series 2001 / GOB Refunding Series 2013 ... Interest & Sinking	27,498.20	2,444.63				0.00					29,942.83		29,942.83	F53 COB Series 2001 / GOB Refunding Series 2013 ... Interest & Sinking
Sub-Totals COB ... GOB I&S	276,566.71	14,640.48	0.00	0.00	0.00	0.00	0.00	0.00	0.00	0.00	291,207.19	0.00	291,207.19	Sub-Totals COB ... GOB I&S

GILLESPIE COUNTY, TEXAS
STATEMENT OF
Receipts, Disbursements, Electronic Funds Transfers, Payroll, Interfund Allocations, Adjustments, and Time Investments
of County Funds Managed by County Treasurer

For the Period Ended April 30, 2017

For Current Account Period	Cash Balance as of 03.31.2017	Receipts	Disbursements	Electronic Fund Transfers	Payroll	Total Disbursements	Interfund Allocations In	Interfund Allocations Out	FY2017 Adjustments	FY2016 YE Adjustments	Cash Balances as of 04.30.2017	Time Investments	Adjusted Cash Balance as of 04.30.2017	For Current Account Period
TRUST and AGENCY														
F22 Criminal Justice	42,187.94	42,044.30	627.81			627.81					83,604.43		83,604.43	F22 Criminal Justice
F27 Waste Water	740.00	180.00	600.00			600.00					320.00		320.00	F27 Waste Water
F80 County Attorney Hot Check	5,780.46	3,866.92	3,421.62			3,421.62					6,225.76		6,225.76	F80 County Attorney Hot Check
F89 McDermott (PML)	110,793.86	74.73				0.00					110,868.59		110,868.59	F89 McDermott (PML)
F92 Breiten (PML)	195,927.27	131.74	731.81			731.81		95.87			195,423.07		195,423.07	F92 Breiten (PML)
F85 Justice Of Peace 1	38,155.43	4,756.10	65.00			65.00					42,846.53		42,846.53	F85 Justice Of Peace 1
F86 Justice Of Peace 2	15,549.76	(2,093.87)	392.00			392.00					13,053.89		13,053.89	F86 Justice Of Peace 2
F83 Appellate Judicial	575.62	551.34	575.62			575.62					551.34		551.34	F83 Appellate Judicial
F84 Alternative Dispute Resolution	1,295.00	1,187.10	1,295.00			1,295.00					1,187.10		1,187.10	F84 Alternative Dispute Resolution
F90 Unclaimed Monies	57,084.39					0.00					57,084.39		57,084.39	F90 Unclaimed Monies
F94 County Clerk Operating	59,803.19	(1,832.26)	383.72			383.72					57,587.21		57,587.21	F94 County Clerk Operating
F95 District Clerk Operating	79,389.89	(31,100.99)				0.00					48,288.90		48,288.90	F95 District Clerk Operating
Sub-Totals Trust and Agency	607,282.81	17,765.11	8,092.58	0.00	0.00	8,092.58	0.00	0.00	95.87	0.00	617,051.21	0.00	617,051.21	Sub-Totals Trust and Agency

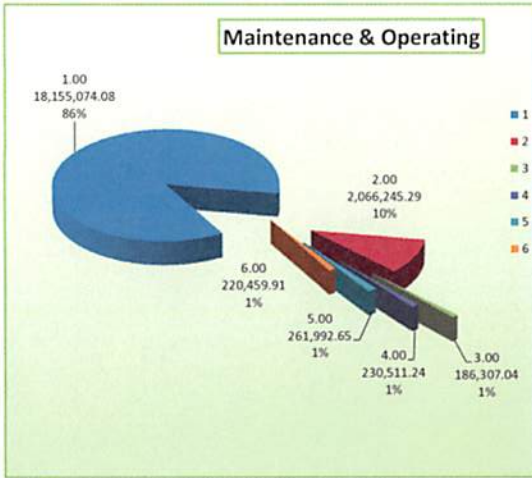
TOTALS ALL FUNDS	24,727,851.29	937,261.85	979,669.82	250,639.51	366,747.81	1,597,057.14	0.00	0.00	0.00	0.00	24,068,056.00	4,550,000.00	19,518,056.00	TOTALS ALL FUNDS
-------------------------	----------------------	-------------------	-------------------	-------------------	-------------------	---------------------	-------------	-------------	-------------	-------------	----------------------	---------------------	----------------------	-------------------------



GILLESPIE COUNTY, TEXAS
STATEMENT OF
Receipts, Disbursements, Electronic Funds Transfers, Payroll, Interfund Allocations, Adjustments, and Time Investments
of County Funds Managed by County Treasurer

Fiscal Year to Date as of Period Ended April 30, 2017

For Current Account Period	Cash Balance as of 09.30.2016	Receipts	Disbursements	Electronic Fund Transfers	Payroll	Total Disbursements	Interfund Allocations In	Interfund Allocations Out	FY2017 Adjustments	FY2016 YE Adjustments	Cash Balances as of 04.30.2017	Time Investments	Adjusted Cash Balance as of 04.30.2017	For Current Account Period
GENERAL and ROAD & BRIDGE ... Maintenance & Operating Funds														GENERAL and ROAD & BRIDGE ... Maintenance & Operating Funds
F10 General	12,334,694.04	14,623,138.22	4,669,782.11	1,923,285.69	2,209,114.93	8,802,182.73			(575.45)		18,155,074.08	4,550,000.00	13,605,074.08	F10 General
Road & Bridge Funds														Road & Bridge Funds
F15 County Wide	348,372.04	2,721,657.37	85,333.63		18,450.49	103,784.12		900,000.00			2,066,245.29		2,066,245.29	F15 County Wide
F16 Precinct No 1	299,702.39	8,039.93	198,869.19		133,616.09	332,485.28	211,050.00				186,307.04		186,307.04	F16 Precinct No 1
F17 Precinct No 2	306,892.17	718.50	169,515.38		119,174.05	288,689.43	211,590.00				230,511.24		230,511.24	F17 Precinct No 2
F18 Precinct No 3	298,810.08	619.81	119,807.72		164,229.52	284,037.24	246,600.00				261,992.65		261,992.65	F18 Precinct No 3
F19 Precinct No 4	298,831.13	12,145.87	195,943.95		125,333.14	321,277.09	230,760.00				220,459.91		220,459.91	F19 Precinct No 4
Sub-Total R&B	1,552,607.81	2,743,161.48	769,469.87	0.00	560,803.29	1,330,273.16	900,000.00	900,000.00	0.00	0.00	2,965,516.13	0.00	2,965,516.13	Sub-Total R&B
Sub-Totals General / Road & Bridge ... Maintenance & Operating Funds														Sub-Totals General / Road & Bridge ... Maintenance & Operating Funds
	13,887,301.85	17,366,319.70	5,439,251.98	1,923,285.69	2,769,918.22	10,132,455.89	900,000.00	900,000.00	(575.45)	0.00	21,120,590.21	4,550,000.00	16,570,590.21	



1	18,155,074.08	General Fund
2	2,066,245.29	F15 County Wide
3	186,307.04	F16 Precinct No 1
4	230,511.24	F17 Precinct No 2
5	261,992.65	F18 Precinct No 3
6	220,459.91	F19 Precinct No 4
21,120,590.21		

**GILLESPIE COUNTY, TEXAS
STATEMENT OF
Receipts, Disbursements, Electronic Funds Transfers, Payroll, Interfund Allocations, Adjustments, and Time Investments
of County Funds Managed by County Treasurer**

Fiscal Year to Date as of Period Ended April 30, 2017

For Current Account Period	Cash Balance as of 09.30.2016	Receipts	Disbursements	Electronic Fund Transfers	Payroll	Total Disbursements	Interfund Allocations In	Interfund Allocations Out	FY2017 Adjustments	FY2016 YE Adjustments	Cash Balances as of 04.30.2017	Time Investments	Adjusted Cash Balance as of 04.30.2017	For Current Account Period
SPECIAL REVENUE														
F20 Law Library	2,467.24	9,317.34	8,559.37			8,559.37					3,225.21		3,225.21	F20 Law Library
F21 Lateral Road Precinct Depts														F21 Lateral Road Precinct Depts
Precinct No 1	13,291.39	6,658.22	13,291.39			13,291.39					6,658.22		6,658.22	Precinct No 1
Precinct No 2	25.04	6,658.21				0.00					6,683.25		6,683.25	Precinct No 2
Precinct No 3	6,658.22	6,658.22	6,658.22			6,658.22					6,658.22		6,658.22	Precinct No 3
Precinct No 4	0.00	6,658.22				0.00					6,658.22		6,658.22	Precinct No 4
F24 Probate														F24 Probate
Training	4,299.77	273.00	125.00			125.00					4,447.77		4,447.77	Training
Guardianship Program	28,228.70	1,820.00				0.00					30,048.70		30,048.70	Guardianship Program
F25 Court Reporter	3,248.11	2,553.15	1,640.50			1,640.50					4,160.76		4,160.76	F25 Court Reporter
F28 County Records Mgmt	69,004.06	5,540.35				0.00					74,544.41		74,544.41	F28 County Records Mgmt
F29 County Clerk Records Mgmt	117,867.78	39,447.09	14.10		7,722.58	7,736.68					149,578.19		149,578.19	F29 County Clerk Records Mgmt
F30 Sheriff Forfeiture	41,956.71	5,942.30	1,265.75			1,265.75					46,633.26		46,633.26	F30 Sheriff Forfeiture
F93 Sheriff Abandoned Vehicle	1,206.15	4.32				0.00					1,210.47		1,210.47	F93 Sheriff Abandoned Vehicle
F31 Justice Court Bldg Security	31,719.70	1,005.31				0.00					32,725.01		32,725.01	F31 Justice Court Bldg Security
F32 Courthouse Security	17,774.07	8,988.28	0.46			0.46					26,761.89		26,761.89	F32 Courthouse Security
F34 District Clerk Records Mgmt	8,791.19	1,028.91				0.00					9,820.10		9,820.10	F34 District Clerk Records Mgmt
F35 County & District Courts Technology	20,360.61	2,300.15				0.00					22,660.76		22,660.76	F35 County & District Courts Technology
F36 Occupancy Tax	608,412.96	309,416.04	465,156.68			465,156.68					452,672.32		452,672.32	F36 Occupancy Tax
F37 Pretrial Intervention	127,525.71	5,500.00				0.00					133,025.71		133,025.71	F37 Pretrial Intervention
F51 Justice Court Technology	121,167.37	4,164.11				0.00					125,331.48		125,331.48	F51 Justice Court Technology
F72 Airport Operating	952,258.99	127,730.66	454,810.40		48,301.70	503,112.10					576,877.55		576,877.55	F72 Airport Operating
F78 LEOSE -Sheriff	5,436.41	3,340.41				0.00					8,776.82		8,776.82	F78 LEOSE -Sheriff
F79 LEOSE- Constable 1	8,702.83	682.59				0.00					9,385.42		9,385.42	F79 LEOSE- Constable 1
F82 LEOSE-Constable 2	6,649.16	682.59				0.00					7,331.75		7,331.75	F82 LEOSE-Constable 2
F81 Tax Assessor-M V I	106.75					0.00					106.75		106.75	F81 Tax Assessor-M V I
F40 Sheriff Equitable Sharing	1,206.61	4.32				0.00					1,210.93		1,210.93	F40 Sheriff Equitable Sharing
Sub-Totals Special Revenue	2,198,365.53	556,373.79	951,521.87	0.00	56,024.28	1,007,546.15	0.00	0.00	0.00	0.00	1,747,193.17	0.00	1,747,193.17	Sub-Totals Special Revenue

GILLESPIE COUNTY, TEXAS
STATEMENT OF
Receipts, Disbursements, Electronic Funds Transfers, Payroll, Interfund Allocations, Adjustments, and Time Investments
of County Funds Managed by County Treasurer

Fiscal Year to Date as of Period Ended April 30, 2017

For Current Account Period	Cash Balance as of 03.30.2016	Receipts	Disbursements	Electronic Fund Transfers	Payroll	Total Disbursements	Interfund Allocations In	Interfund Allocations Out	FY2017 Adjustments	FY2016 YE Adjustments	Cash Balances as of 04.30.2017	Adjusted Cash Balance as of 04.30.2017	For Current Account Period
-------------------------------	--	----------	---------------	------------------------------	---------	------------------------	--------------------------------	---------------------------------	-----------------------	-----------------------------	---	---	-------------------------------

SPECIAL REVENUE ... GRANTS													
F11 Grants ... General - Energy Efficiency	0.00					0.00					0.00	0.00	F11 Grants ... General - Energy Efficiency
F11 Grants ... Law Enforcement, Emergency Services P25 Compliant Radio	0.00					0.00					0.00	0.00	F11 Grants ... Law Enforcement, Emergency Services P25 Compliant Radio
F54 PML ... Loan Star Grant	258.39					0.00					258.39	258.39	F54 PML ... Loan Star Grant
F54 PML ... PAC-HUG Grant	211.40					0.00					211.40	211.40	F54 PML ... PAC-HUG Grant
F71 Airport Capital Project Grant	15.18					0.00				0.00	15.18	15.18	F71 Airport Capital Project Grant
Sub-Totals	484.97	0.00	0.00	0.00	0.00	0.00	0.00	0.00	0.00	0.00	484.97	484.97	Sub-Totals
Special Revenue ... Grants													Special Revenue ... Grants


CERTIFICATES OF OBLIGATION BONDS and GENERAL OBLIGATION BONDS ... Project/Operating Accounts													
F61 GOB Series 2013 ... Jail Project	290,019.50	1,509.75				0.00					291,529.25	291,529.25	F61 GOB Series 2013 ... Jail Project
Sub-Totals	290,019.50	1,509.75	0.00	0.00	0.00	0.00	0.00	0.00	0.00	0.00	291,529.25	291,529.25	Sub-Totals
COB ... GOB Operating													COB ... GOB Operating

CERTIFICATES OF OBLIGATION BONDS and GENERAL OBLIGATION BONDS ... Interest & Sinking Accounts													
F62 GOB Series 2013 ... Interest & Sinking	367,170.78	681,718.58				787,625.00					261,264.36	261,264.36	F62 GOB Series 2013 ... Interest & Sinking
F53 COB Series 2001 / GOB Refunding Series 2013 ... Interest & Sinking	60,224.16	137,776.17	750.00			168,057.50					29,942.83	29,942.83	F53 COB Series 2001 / GOB Refunding Series 2013 ... Interest & Sinking
Sub-Totals	427,394.94	819,494.75	750.00	954,932.50	0.00	955,682.50	0.00	0.00	0.00	0.00	291,207.19	291,207.19	Sub-Totals
COB ... GOB I&S													COB ... GOB I&S

**GILLESPIE COUNTY, TEXAS
STATEMENT OF
Receipts, Disbursements, Electronic Fund Transfers, Payroll, Interfund Allocations, Adjustments, and Time Investments
of County Funds Managed by County Treasurer**

Fiscal Year to Date as of Period Ended April 30, 2017

For Current Account Period	Cash Balance as of 09.30.2016	Receipts	Disbursements	Electronic Fund Transfers	Payroll	Total Disbursements	Interfund Allocations In	Interfund Allocations Out	FY2017 Adjustments	FY2016 YE Adjustments	Cash Balances as of 04.30.2017	Time Investments	Adjusted Cash Balance as of 04.30.2017	For Current Account Period
TRUST and AGENCY														TRUST and AGENCY
F22 Criminal Justice	54,932.91	156,911.96	1,627.53	126,612.91		128,240.44					83,604.43		83,604.43	F22 Criminal Justice
F27 Waste Water	730.00	1,360.00	1,770.00			1,770.00					320.00		320.00	F27 Waste Water
F80 County Attorney Hot Check	7,577.51	17,685.42	19,037.17			19,037.17					6,225.76		6,225.76	F80 County Attorney Hot Check
F89 McDermott (PML)	110,471.53	397.05				0.00					110,868.59		110,868.59	F89 McDermott (PML)
F92 Breiten (PML)	201,971.34	706.54	7,350.68			7,350.68			95.87		195,423.07		195,423.07	F92 Breiten (PML)
F85 Justice Of Peace 1	35,430.40	127,489.74	120,073.61			120,073.61					42,846.53		42,846.53	F85 Justice Of Peace 1
F86 Justice Of Peace 2	15,777.64	82,834.74	85,548.49			85,548.49					13,053.89		13,053.89	F86 Justice Of Peace 2
F83 Appellate Judicial	1,156.16	1,331.96	1,936.78			1,936.78					551.34		551.34	F83 Appellate Judicial
F84 Alternative Dispute Resolution	1,857.31	3,472.10	4,142.31			4,142.31					1,187.10		1,187.10	F84 Alternative Dispute Resolution
F90 Unclaimed Monies	57,058.39	26.00				0.00					57,084.39		57,084.39	F90 Unclaimed Monies
F94 County Clerk Operating	54,774.79	261,094.37	258,281.95			258,281.95					57,587.21		57,587.21	F94 County Clerk Operating
F95 District Clerk Operating	48,925.35	71,353.89	71,990.34			71,990.34					48,288.90		48,288.90	F95 District Clerk Operating
Sub-Totals Trust and Agency	590,663.33	724,663.78	571,768.86	126,612.91	0.00	698,371.77	0.00	0.00	95.87	0.00	617,051.21	0.00	617,051.21	Sub-Totals Trust and Agency
TOTALS ALL FUNDS	17,384,230.12	19,468,361.77	6,965,282.71	3,004,831.10	2,825,942.50	12,784,056.31	900,000.00	900,000.00	(479.68)	0.00	24,068,056.00	4,550,000.00	19,518,056.00	TOTALS ALL FUNDS



FY2016-2017
GILLESPIE COUNTY, TEXAS
STATEMENT OF
Fund Cash/ Investment Balances of All County Funds Managed By County Treasurer

FUND DESCRIPTION ACTIVE FUNDS		FY2017	FY2016	FY2015	FY2014	FY2013	FY2012	FY2011	FY2010	FY2009	FY2008	FY2007	FY2006	FY2005
		As of 04.30.2017	As Of Fiscal Year Ending Date											
GENERAL and ROAD & BRIDGE Maintenance & Operating														
F10	General Fund													
	All Departments	18,155,074.08	12,334,694.04	10,425,972.66	9,427,791.73	7,929,967.87	6,382,410.44	7,099,577.50	8,058,141.42	9,262,263.41	8,857,295.99	7,871,493.01	6,391,051.39	4,764,571.70
Road & Bridge														
F15	County Wide	2,066,245.29	348,372.04	341,842.65	378,620.01	285,411.34	269,007.62	247,933.84	231,323.63	415,645.89	590,087.10	266,135.87	214,879.76	325,631.63
F16	Precinct No 1	186,307.04	299,702.39	268,572.55	241,992.22	241,285.37	245,176.66	314,264.01	419,950.01	310,192.73	159,578.97	288,106.85	214,159.86	146,948.45
F17	Precinct No 2	230,511.24	306,892.17	267,713.97	250,708.69	263,049.77	258,790.65	290,025.28	437,336.83	225,655.61	238,217.17	214,371.88	129,291.12	143,620.74
F18	Precinct No 3	261,992.65	298,810.08	268,676.90	143,588.42	266,091.82	255,513.57	302,798.14	356,974.50	189,553.20	94,153.92	261,697.98	131,482.78	89,710.29
F19	Precinct No 4	220,459.91	298,831.13	269,015.94	228,968.64	296,509.28	242,510.97	296,473.77	334,265.94	297,466.40	205,119.63	294,441.60	144,424.27	87,076.99
	Road & Bridge Sub-Totals	2,965,516.13	1,552,607.81	1,415,822.01	1,243,877.98	1,352,347.58	1,270,999.47	1,451,495.04	1,779,850.91	1,438,513.83	1,287,156.79	1,324,754.18	834,237.79	792,988.10
Sub-Totals General and Road & Bridge Maintenance & Operating		21,120,590.21	13,887,301.85	11,841,794.67	10,671,669.71	9,282,315.45	7,653,409.91	8,551,072.54	9,837,992.33	10,700,777.24	10,144,452.78	9,196,247.19	7,225,289.18	5,557,559.80

FY2016-2017
GILLESPIE COUNTY, TEXAS
STATEMENT OF
Fund Cash/ Investment Balances of All County Funds Managed By County Treasurer

FUND DESCRIPTION ACTIVE FUNDS		FY2017	FY2016	FY2015	FY2014	FY2013	FY2012	FY2011	FY2010	FY2009	FY2008	FY2007	FY2006	FY2005
As Of Fiscal Year Ending Date														
SPECIAL REVENUE														
F20	Law Library	3,225.21	2,467.24	7,760.46	13,480.79	22,378.86	28,338.91	39,192.23	43,400.98	41,852.55	42,419.59	40,079.68	36,066.66	31,284.42
F21	Lateral Road Precinct Depts										31,328.62	18,897.94	0.00	12,377.05
	Precinct No 1	6,658.22	13,291.39	6,633.18	0.00	0.00	0.00	0.00	0.00	0.00				
	Precinct No 2	6,683.25	25.04	0.00	0.00	0.00	0.00	0.00	0.00	0.00				
	Precinct No 3	6,658.22	6,658.22	0.00	0.00	0.00	0.00	0.00	0.00	0.00				
	Precinct No 4	6,658.22	0.00	0.00	0.00	0.00	0.00	0.00	0.00	0.00				
F24	Probate Fund													
	Training	4,447.77	4,299.77	4,572.06	4,124.42	4,478.28	3,863.76	4,145.00	3,616.94	3,996.51	3,568.10	3,645.71	3,765.83	3,195.83
	Guardianship Program	30,048.70	28,228.70	25,200.92	22,216.48	19,143.76	15,277.64	12,092.87	8,595.01	5,109.40	2,328.98			
F25	Court Reporter Service	4,160.76	3,248.11	467.33	236.68	2,457.15	772.43	531.72	3,586.72	3,925.99	4,749.95	4,047.90	5,121.28	5,477.58
F28	County Records Mgt	74,544.41	69,004.06	91,506.18	83,503.81	75,768.96	68,085.54	60,798.05	85,746.02	83,499.27	78,601.53	67,393.03	58,717.22	51,017.76
F29	County Clerk Rcds Mgt	149,578.19	117,867.78	103,515.09	86,517.49	60,025.77	49,201.97	50,654.52	68,198.97	73,472.48	70,443.27	82,242.00	72,150.57	72,669.38
F30	Sheriff Forfeiture	46,633.26	41,956.71	37,627.93	15,712.92	15,899.44	11,441.71	7,858.55	9,611.45	9,686.21	7,929.49	7,672.56	7,249.58	5,649.05
F93	Sheriff Abandoned Vehicle	1,210.47	1,206.15	1,201.61	1,199.37	1,197.57	1,195.50	1,193.43	1,191.12	1,188.59				
F31	Justice Court Bldg Security	32,725.01	31,719.70	29,522.59	27,149.25	24,171.38	21,074.90	18,274.01	14,515.70	10,916.77	7,584.19	4,002.12	1,179.63	
F32	Courthouse Security	26,761.89	17,774.07	2,097.39	12,630.03	44,053.70	71,743.76	102,026.09	130,994.24	144,526.10	135,480.79	121,098.83	107,026.56	97,568.68
F34	Distist Clerk Records Mgmt	9,820.10	8,791.19	7,114.22	5,630.28	5,335.50	3,698.05	5,990.38	4,439.59	2,786.99	1,052.78	1,379.12	3,360.24	2,440.00
F35	County & District Courts Technology	22,660.76	20,360.61	16,756.67	13,523.64	11,667.87	8,337.60	5,132.39	1,816.93					
F36	Occupancy Tax	452,672.32	608,412.96	538,177.10	447,100.78	390,614.91	338,673.95	308,813.75	320,237.64	317,065.36	247,888.90	119,121.10	0.00	
F37	Pretrial Intervention	133,025.71	127,525.71	123,025.71	123,025.71	122,525.71	114,790.71	66,662.71	28,926.64	13,800.00	7,300.00			
F51	Justice Court Technology	125,331.48	121,167.37	112,119.89	102,554.58	90,599.26	78,070.58	74,024.21	58,891.29	45,290.75	33,688.80	21,166.16	9,714.42	4,805.84
F72	Airport Operating	576,877.55	952,258.99	1,037,772.61	598,769.47	573,788.08	89,165.48	23,728.30	11,341.82	73,880.94	31,324.65	16,738.96	39,251.50	24,529.76
F78	LEOSE-Sheriff	8,776.82	5,436.41	4,028.28	2,058.58	0.00	1,126.08	4,026.08	2,976.21	7,014.12	5,446.60	4,467.33	3,818.12	2,074.71
F79	LEOSE-Constable 1	9,385.42	8,702.83	8,038.15	7,379.00	6,728.73	6,728.73	6,748.73	6,086.06	5,498.36	4,837.67	4,167.79	3,560.06	2,890.67
F82	LEOSE-Constable 2	7,331.75	6,649.16	5,984.48	6,105.88	5,455.61	5,455.61	5,455.61	5,537.84	5,421.92	4,761.23	4,091.35	3,785.87	3,116.48
F81	Tax Assessor M V I	106.75	106.75	106.75	106.75	106.75	106.75	95.92	73.66	73.66	0.00	2,290.79	2,178.41	1,833.73
F40	Sheriff Equitable Sharing	1,210.93	1,206.61	1,202.07	1,200.17									
	Sub-Totals Special Revenue	1,747,193.17	2,198,365.53	2,164,430.67	1,574,226.08	1,476,397.29	917,149.66	797,444.55	809,784.83	849,005.97	720,735.14	522,502.37	356,945.95	320,930.94

**FY2016-2017
GILLESPIE COUNTY, TEXAS
STATEMENT OF
Fund Cash/ Investment Balances of All County Funds Managed By County Treasurer**

FUND DESCRIPTION ACTIVE FUNDS	FY2017	FY2016	FY2015	FY2014	FY2013	FY2012	FY2011	FY2010	FY2009	FY2008	FY2007	FY2006	FY2005
----------------------------------	--------	--------	--------	--------	--------	--------	--------	--------	--------	--------	--------	--------	--------

As Of Fiscal Year Ending Date

SPECIAL REVENUE ... GRANTS													
F11	Grants ... General - Energy Efficiency	0.00	0.00	0.00	0.00	0.00	0.00	38.98					
F11	Grants ... Law Enforcement, Emergency Services P25 Compliant Radio	0.00	0.00	0.00	75,248.14	(78,346.14)	0.00						
F54	PML...Loan Star Grant	258.39	258.39	258.39	258.39	258.39	258.39	258.39	254.04	345.29	522.91	293.50	65.12
F54	PML...PAC-HUG Grant	211.40	211.40	211.40	211.40	211.40	211.40	211.40	211.40	211.06	209.40	6,634.72	6,307.45
F71	Airport Capital Project Grant	15.18	15.18	15.18	15.18	11,795.25							
Sub-Totals													
Special Revenue ... Grants		484.97	484.97	484.97	75,733.11	(66,081.10)	469.79	508.77	465.44	556.35	732.31	6,928.22	6,372.57

CERTIFICATES OF OBLIGATION BONDS and GENERAL OBLIGATION BONDS Operating Accounts													
F61	GOB Series 2013 ... Jail Project	291,529.25	290,019.50	491,873.19	5,249,856.00	13,952,401.46							
Sub-Totals													
COB ... GOB Operating		291,529.25	290,019.50	491,873.19	5,249,856.00	13,952,401.46	0.00	0.00	0.00	0.00	0.00	0.00	0.00

CERTIFICATES OF OBLIGATION BONDS and GENERAL OBLIGATION BONDS Interest & Sinking Accounts													
F62	GOB Series 2013 ... Interest & Sinking	261,264.36	367,170.78	176,091.44	186,733.10	33,431.94							
F53	COB Series 2001 / GOB Refunding Series 2013 ... Interest & Sinking	29,942.83	60,224.16	22,393.57	30,914.07	37,851.74	30,199.42	28,061.84	2,624.28	8,069.04	82,110.37	95,558.09	31,073.48
Sub-Totals													
COB ... GOB I&S		291,207.19	427,394.94	198,485.01	217,647.17	71,283.68	30,199.42	28,061.84	2,624.28	8,069.04	82,110.37	95,558.09	31,073.48

FY2016-2017
GILLESPIE COUNTY, TEXAS
STATEMENT OF
Fund Cash/ Investment Balances of All County Funds Managed By County Treasurer

FUND DESCRIPTION ACTIVE FUNDS	FY2017	FY2016	FY2015	FY2014	FY2013	FY2012	FY2011	FY2010	FY2009	FY2008	FY2007	FY2006	FY2005	
As Of Fiscal Year Ending Date														
TRUST and AGENCY														
F22	Criminal Justice	83,604.43	54,932.91	54,332.95	56,439.35	62,059.07	51,843.04	61,241.11	72,063.98	65,435.27	86,647.15	71,204.17	56,514.01	47,492.20
F27	Waste Water	320.00	730.00	650.00	610.00	500.00	660.00	450.00	630.00	590.00	910.00	300.00	2,500.00	1,090.00
F80	County Attorney Hot Check	6,225.76	7,577.51	11,784.05	11,142.69	17,676.23	21,388.16	14,191.24	6,555.71	23,288.36	13,177.74	8,791.79	9,641.14	9,240.53
F89	McDermott (PML)	110,868.59	110,471.53	138,721.86	144,339.67	145,002.86	144,748.09	155,460.28	157,606.59	157,267.26	155,991.94	150,937.08	143,185.65	138,423.71
F92	Breiten (PML)	195,423.07	201,971.34	207,231.35	213,777.98	232,518.32	242,104.78	263,175.02	295,903.52	295,266.14	292,871.78	283,381.35	374,330.42	416,034.73
F85	Justice Peace No 1	42,846.53	35,430.40	39,391.40	36,196.17	38,870.87	32,802.78	31,544.44	42,704.30	27,861.46	32,606.50	31,714.74	31,364.72	20,388.07
F86	Justice Peace No 2	13,063.89	15,777.64	16,066.07	25,655.83	23,579.31	23,495.92	25,400.31	30,650.37	26,998.27	29,161.96	34,657.77	22,634.54	22,782.46
F83	Appellate Judicial	551.34	1,156.16	777.34	703.81	1,315.45	1,354.03	1,180.92	1,181.94	1,075.75	1,547.53	1,154.53	1,161.47	819.50
F84	Alternative Dispute	1,187.10	1,857.31	2,195.50	720.00	1,796.86	1,493.98	2,087.71	1,840.22	1,664.85	1,697.66	2,052.55	2,024.68	6,530.00
F90	Unclaimed Monies	57,084.39	57,058.39	54,211.45	55,949.27	50,746.77	48,698.94	47,544.20	47,757.66	46,394.14	43,344.41	36,840.41	5,213.28	4,961.20
F94	County Clerk Operating	57,587.21	54,774.79	42,645.44	43,947.02	33,039.61	38,409.66	32,375.08	41,376.98					
F95	District Clerk Operating	48,288.90	48,925.35	71,669.36	86,979.66	41,113.16	41,651.53	48,532.38	47,975.16					
	Sub-Totals Trust & Agency	617,051.21	590,663.33	639,676.77	676,461.45	648,218.51	648,650.91	683,182.69	746,246.43	645,841.50	657,956.67	621,034.39	648,569.91	667,762.40
TOTALS ALL ACTIVE FUNDS														
		24,068,056.00	17,394,230.12	15,336,745.28	18,465,593.52	25,364,535.29	9,249,879.69	10,060,270.39	11,397,113.31	12,204,250.10	11,605,987.27	10,442,270.26	8,268,251.09	6,569,541.83
		FY2017	FY2016	FY2015	FY2014	FY2013	FY2012	FY2011	FY2010	FY2009	FY2008	FY2007	FY2006	FY2005
As Of Fiscal Year Ending Date														

**FY2016-2017
GILLESPIE COUNTY, TEXAS
STATEMENT OF
Fund Cash/ Investment Balances of All County Funds Managed By County Treasurer**

FUND DESCRIPTION INACTIVE FUNDS	FY2017	FY2016	FY2015	FY2014	FY2013	FY2012	FY2011	FY2010	FY2009	FY2008	FY2007	FY2006	FY2005
------------------------------------	--------	--------	--------	--------	--------	--------	--------	--------	--------	--------	--------	--------	--------

As of 04.30.2017

As Of Fiscal Year Ending Date

INACTIVE FUNDS														
F99	Light Up The Block			0.00	3.48	3.48	3.48	3.48	3.48	73.05	90.54	47.76	0.00	0.00
F87	Flora Eckert						0.00	0.00	2,633.35	4,511.42	6,484.28	6,274.17	5,951.99	5,682.06
F49	Homeland Security (2)						0.00	0.00	0.00	0.00	0.00	0.00	0.00	0.00
F50	Homeland Security						0.00	0.00	0.00	0.00	0.00	100.00	0.00	0.00
F88	Krikorian						0.00	0.00	28,000.00	26,700.71	25,835.51	25,117.93	24,942.10	0.00
F38	Intoxication/Drug Court						0.00	0.00	0.00	869.40				
F33	Graffiti Eradication						0.00	0.00	0.00	0.00	0.00	0.00	0.00	0.00
F52	COB Series 2001						0.00	0.00	0.00	0.00	0.00	0.00	0.00	0.00
F--	County Court Records Archive...								0.00	0.00	0.00	0.00	0.00	0.00
F55	TIF Grant													
F56	1997 TCHCA-Fbg													
F74	Airport Economic													
F60	Post Office Certificates													
F26	Historical Commission													
F57	Harper-1996TCDP													
F58	Stonewall Grant #2													
F59	Stonewall Grant #1													
F91	DWI Educational													
F73	Airport Master													
F14	Internal Inventory													
TOTALS ALL INACTIVE FUNDS		0.00	0.00	0.00	0.00	0.00	0.00	0.00	2,633.35	32,511.42	34,054.39	32,109.68	31,169.92	30,624.16

TOTALS ALL FUNDS	24,068,056.00	17,394,230.12	15,336,745.28	18,465,593.52	25,364,535.29	9,249,879.69	10,060,270.39	11,399,746.66	12,236,761.52	11,640,041.66	10,474,379.94	8,299,421.01	6,600,165.99
	FY2017	FY2016	FY2015	FY2014	FY2013	FY2012	FY2011	FY2010	FY2009	FY2008	FY2007	FY2006	FY2005
	As of 04.30.2017						As Of Fiscal Year Ending Date						

GILLESPIE COUNTY, TEXAS
STATEMENT OF
Maintenance & Operating Accounts

		FY2017 as of 04.30.2017	FY2016	FY2015	FY2014	FY2013	FY2012	FY2011	FY2010	FY2009	FY2008	FY2007	FY2006	FY2005	FY2004
		As Of Fiscal Year Ending Date													
GENERAL and ROAD & BRIDGE Maintenance & Operating		Revenues Inclusive Interfund Allocations													
General M&O															
F10	General Fund	14,623,138.22	15,277,118.38	14,328,862.53	12,755,375.08	12,660,309.58	10,657,906.95	10,270,640.00	10,012,774.28	10,028,550.21	9,924,012.18	9,490,558.36	8,835,351.86	7,552,137.53	6,694,818.95
	General Fund Over/(Under) Prior Period	(653,980.16)	948,255.85	1,573,487.45	95,065.50	2,002,402.63	387,266.95	257,865.72	(15,775.93)	104,538.03	433,453.82	655,206.50	1,283,214.33	857,318.58	
	General Fund Cumulative Change for Periods Shown	7,928,319.27	8,582,299.43	7,634,043.58	6,060,556.13	5,965,490.63	3,963,088.00	3,575,821.05	3,317,955.33	3,333,731.26	3,229,193.23	2,795,739.41	2,140,532.91	857,318.58	
Road & Bridge M&O															
F15	County Wide	2,721,657.37	2,689,183.71	2,505,423.71	2,340,392.13	2,406,186.26	2,332,689.79	2,238,480.99	2,655,743.60	2,455,013.90	2,407,977.22	1,729,457.34	1,503,999.95	1,460,739.18	1,803,469.90
F16	Precinct No 1	219,089.93	672,953.29	553,250.36	562,311.15	535,823.96	495,287.80	435,659.70	744,672.18	777,666.49	466,454.42	389,503.85	464,726.41	353,441.58	363,007.70
F17	Precinct No 2	212,308.50	559,516.98	501,916.42	470,090.32	458,483.76	393,971.07	360,599.55	696,129.62	488,100.77	437,920.95	414,722.93	340,778.11	382,243.78	249,193.16
F18	Precinct No 3	247,219.81	573,953.02	835,249.40	653,606.04	774,237.93	893,200.46	815,249.25	827,083.23	773,976.99	580,570.58	415,908.20	451,128.21	381,907.46	446,687.99
F19	Precinct No 4	<u>242,905.87</u>	<u>586,899.98</u>	<u>518,659.61</u>	<u>444,169.11</u>	<u>503,497.57</u>	<u>395,510.13</u>	<u>490,546.26</u>	<u>554,193.35</u>	<u>558,733.58</u>	<u>486,036.38</u>	<u>388,009.34</u>	<u>303,825.82</u>	<u>350,971.44</u>	<u>248,722.06</u>
	Sub-Total R&B	3,643,181.48	5,082,506.98	4,914,499.50	4,470,568.75	4,678,229.48	4,510,659.25	4,340,535.75	5,477,821.98	5,053,491.73	4,378,959.55	3,337,601.66	3,064,458.50	2,929,303.44	3,111,080.81
	Road & Bridge Over/(Under) Prior Period	(1,439,325.50)	168,007.48	443,930.75	(207,660.73)	167,570.23	170,123.50	(1,137,286.23)	424,330.25	674,532.18	1,041,357.89	273,143.16	135,155.06	(181,777.37)	
	Road & Bridge Cumulative Change for Periods Shown	532,100.67	1,971,426.17	1,803,418.69	1,359,487.94	1,567,148.67	1,399,578.44	1,229,454.94	2,366,741.17	1,942,410.92	1,267,878.74	226,520.85	(46,622.31)	(181,777.37)	
Overall Totals General / Road & Bridge M&O		18,266,319.70	20,359,625.36	19,243,362.03	17,225,943.83	17,338,539.06	15,168,566.20	14,611,175.75	15,490,596.26	15,082,041.94	14,302,971.73	12,828,160.02	11,899,810.36	10,481,440.97	9,805,899.76
	Overall Over/(Under) Prior Period	(2,093,305.66)	1,116,263.33	2,017,418.20	(112,595.23)	2,169,972.86	557,390.45	(879,420.51)	408,554.32	779,070.21	1,474,811.71	928,349.66	1,418,369.39	675,541.21	
	Overall Cumulative Change for Periods Shown	8,460,419.94	10,553,725.60	9,437,462.27	7,420,044.07	7,532,639.30	5,362,666.44	4,805,275.99	5,684,696.50	5,276,142.18	4,497,071.97	3,022,260.26	2,093,910.60	675,541.21	

GILLESPIE COUNTY, TEXAS
STATEMENT OF
Maintenance & Operating Accounts

	As of Fiscal Year Ending Date													
	FY2016	FY2016	FY2015	FY2014	FY2013	FY2012	FY2011	FY2010	FY2009	FY2008	FY2007	FY2006	FY2005	FY2004
GENERAL and ROAD & BRIDGE Maintenance & Operating														
F10 General Fund	8,802,758.18	13,368,397.00	13,330,681.60	11,257,551.22	11,112,752.15	11,375,074.01	11,229,203.92	11,216,896.27	9,623,582.79	8,938,209.20	8,010,116.74	7,208,872.17	7,187,414.03	6,314,580.06
General Fund	2,488,178.12	7,053,816.94	7,016,101.54	4,942,971.16	4,798,172.09	5,060,493.95	4,914,628.86	4,902,316.21	3,309,002.73	2,623,629.14	1,695,536.68	894,292.11	872,833.97	
Over/(Under) Prior Period	(4,565,638.82)	37,715.40	2,073,130.38	144,799.07	(262,321.86)	145,870.09	12,307.65	1,593,313.48	685,373.59	928,092.46	801,244.57	21,458.14	872,833.97	
General Fund Cumulative Change for Periods Shown														
F15 County Wide	1,003,784.12	2,682,654.32	2,542,201.07	2,247,183.46	2,389,782.54	2,311,616.01	2,221,870.78	2,840,065.86	2,629,455.11	2,084,025.99	1,678,201.23	1,614,751.82	1,644,613.21	1,436,802.68
F16 Predict No 1	332,485.28	641,823.45	526,670.03	561,604.30	539,715.25	564,375.15	541,345.70	634,914.90	627,052.73	594,982.30	315,556.86	397,515.00	365,672.92	340,012.45
F17 Predict No 2	288,689.43	520,338.78	484,911.14	482,431.40	454,224.64	425,205.70	507,911.10	484,448.40	500,662.33	329,642.17	414,075.66	355,107.73	325,596.47	313,286.90
F18 Predict No 3	284,037.24	543,819.84	710,160.92	776,109.44	763,659.68	940,485.03	869,425.61	659,661.93	678,577.71	748,114.64	285,693.00	409,355.72	362,931.51	504,242.39
F19 Predict No 4	321,277.09	557,084.79	478,612.31	511,709.75	449,499.26	449,472.93	528,338.43	517,393.81	466,386.81	575,358.35	237,992.01	246,478.54	297,748.19	298,140.85
Sub-Total R&B	2,230,273.16	4,945,721.18	4,742,555.47	4,579,038.35	4,596,881.37	4,691,154.82	4,668,891.62	5,136,484.90	4,902,134.69	4,416,566.94	2,847,085.27	3,023,208.81	2,996,562.30	2,892,485.27
Road & Bridge M&O	1,003,784.12	2,682,654.32	2,542,201.07	2,247,183.46	2,389,782.54	2,311,616.01	2,221,870.78	2,840,065.86	2,629,455.11	2,084,025.99	1,678,201.23	1,614,751.82	1,644,613.21	1,436,802.68
Road & Bridge Over/(Under) Prior Period	(2,715,448.02)	203,165.71	163,517.12	(17,843.02)	(94,273.45)	22,263.20	(467,593.28)	234,350.21	485,577.75	1,569,471.67	(176,123.54)	26,646.51	104,077.03	
Road & Bridge Cumulative Change for Periods Shown														
Overall Totals General / Road & Bridge M&O	11,033,031.34	18,314,118.18	18,073,237.07	15,836,589.57	15,709,633.52	16,066,228.83	15,898,095.54	16,353,381.17	14,525,717.48	10,857,202.01	10,232,080.98	10,183,976.33	9,207,065.33	
Overall Over/(Under) Prior Period	(7,281,086.84)	240,881.11	2,236,647.50	126,956.05	(356,595.31)	168,133.29	(455,285.63)	1,827,663.69	1,170,951.34	2,497,564.13	625,121.03	48,104.65	976,911.00	
Overall Cumulative Change for Periods Shown	1,825,966.01	9,107,052.85	8,866,171.74	6,629,524.24	6,502,568.19	6,859,163.50	6,691,030.21	7,146,315.84	5,318,652.15	4,147,700.81	1,650,136.68	1,025,015.65	976,911.00	

Includes FY2014 year end adjustment of \$75,248.14 from F11 Grants, Law Enforcement

GILLESPIE COUNTY, TEXAS
STATEMENT OF
Maintenance & Operating Accounts

		FY2017 as of 04.30.2017	FY2016	FY2015	FY2014	FY2013	FY2012	FY2011	FY2010	FY2009	FY2008	FY2007	FY2006	FY2005	FY2004
		As Of Fiscal Year Ending Date													
GENERAL and ROAD & BRIDGE Maintenance & Operating		Net Change for Periods Shown Revenues Less Expenditures Inclusive Interfund Allocations and Adjustments													
General M&O															
F10	General Fund	5,820,380.04	1,908,721.38	998,180.93	1,497,823.86	1,547,557.43	(717,167.06)	(958,563.92)	(1,204,121.99)	404,967.42	985,802.98	1,480,441.62	1,626,479.69	364,723.50	380,238.89
	General Fund Over/(Under) Prior Period	3,911,658.66	910,540.45	(499,642.93)	(49,733.57)	2,264,724.49	241,396.86	245,558.07	(1,609,089.41)	(580,835.56)	(494,638.64)	(146,038.07)	1,261,756.19	(15,515.39)	
	General Fund Cumulative Change for Periods Shown	5,440,141.15	1,528,482.49	617,942.04	1,117,584.97	1,167,318.54	(1,097,405.95)	(1,338,802.81)	(1,584,360.88)	24,728.53	605,564.09	1,100,202.73	1,246,240.80	(15,515.39)	
Road & Bridge M&O															
F15	County Wide	1,717,873.25	6,529.39	(36,777.36)	93,208.67	16,403.72	21,073.78	16,610.21	(184,322.26)	(174,441.21)	323,951.23	51,256.11	(110,751.87)	(183,874.03)	366,667.22
F16	Precinct No 1	(113,395.35)	31,129.84	26,580.33	706.85	(3,891.29)	(69,087.35)	(105,686.00)	109,757.28	150,613.76	(128,527.88)	73,946.99	67,211.41	(12,231.34)	22,995.25
F17	Precinct No 2	(76,380.93)	39,178.20	17,005.28	(12,341.08)	4,259.12	(31,234.63)	(147,311.55)	211,681.22	(12,561.56)	23,845.29	85,080.76	(14,329.62)	56,647.31	(64,093.74)
F18	Precinct No 3	(36,817.43)	30,133.18	125,088.48	(122,503.40)	10,578.25	(47,284.57)	(54,176.36)	167,421.30	95,399.28	(167,544.06)	130,215.20	41,772.49	18,975.95	(57,554.40)
F19	Precinct No 4	<u>(78,371.22)</u>	<u>29,815.19</u>	<u>40,047.30</u>	<u>(67,540.64)</u>	<u>53,998.31</u>	<u>(53,962.80)</u>	<u>(37,792.17)</u>	<u>36,799.54</u>	<u>92,346.77</u>	<u>(89,321.97)</u>	<u>150,017.33</u>	<u>57,347.28</u>	<u>53,223.25</u>	<u>(49,418.79)</u>
	Sub-Total R&B	1,412,908.32	136,785.80	171,944.03	(108,469.60)	81,348.11	(180,495.57)	(328,355.87)	341,337.08	151,357.04	(37,597.39)	490,516.39	41,249.69	(67,258.86)	218,595.54
	Road & Bridge Over/(Under) Prior Period	1,276,122.52	(35,158.23)	280,413.63	(189,817.71)	261,843.68	147,860.30	(669,692.95)	189,980.04	188,954.43	(528,113.78)	449,266.70	108,508.55	(285,854.40)	
	Road & Bridge Cumulative Change for Periods Shown	1,194,312.78	(81,809.74)	(46,651.51)	(327,065.14)	(137,247.43)	(399,091.11)	(546,951.41)	122,741.54	(67,238.50)	(256,192.93)	271,920.85	(177,345.85)	(285,854.40)	
Overall Totals General / Road & Bridge M&O		7,233,288.36	2,045,507.18	1,170,124.96	1,389,354.26	1,628,905.54	(897,662.63)	(1,286,919.79)	(862,784.91)	556,324.46	948,205.59	1,970,958.01	1,667,729.38	297,464.64	598,834.43
	Overall Over/(Under) Prior Period	5,187,781.18	875,382.22	(219,229.30)	(239,551.28)	2,526,568.17	389,257.16	(424,134.88)	(1,419,109.37)	(391,881.13)	(1,022,752.42)	303,228.63	1,370,264.74	(301,369.79)	
	Overall Cumulative Change for Periods Shown	6,634,453.93	1,446,672.75	571,290.53	790,519.83	1,030,071.11	(1,496,497.06)	(1,885,754.22)	(1,461,619.34)	(42,509.97)	349,371.16	1,372,123.58	1,068,894.95	(301,369.79)	

GILLESPIE COUNTY, TEXAS
STATEMENT OF
Maintenance & Operating Accounts

	FY2017 as of 04.30.2017	FY2016	FY2015	FY2014	FY2013	FY2012	FY2011	FY2010	FY2009	FY2008	FY2007	FY2006	FY2005	FY2004
	As Of Fiscal Year Ending Date													
GENERAL and ROAD & BRIDGE Maintenance & Operating	Cash Balances													
General M&O														
F10 General Fund	18,155,074.08	12,334,694.04	10,425,972.66	9,427,791.73	7,929,967.87	6,382,410.44	7,099,577.50	8,058,141.42	9,262,263.41	8,857,295.99	7,871,493.01	6,391,051.39	4,764,571.70	4,399,848.20
General Fund Over/(Under) Prior Period	5,820,380.04	1,908,721.38	998,180.93	1,497,823.86	1,547,557.43	(717,167.06)	(958,563.92)	(1,204,121.99)	404,967.42	985,802.98	1,480,441.62	1,626,479.69	364,723.50	
General Fund Cumulative Change for Periods Shown	13,755,225.88	7,934,845.84	6,026,124.46	5,027,943.53	3,530,119.67	1,982,562.24	2,699,729.30	3,658,293.22	4,862,415.21	4,457,447.79	3,471,644.81	1,991,203.19	364,723.50	
Road & Bridge M&O														
F15 County Wide	2,066,245.29	348,372.04	341,842.65	378,620.01	285,411.34	269,007.62	247,933.84	231,323.63	415,645.89	590,087.10	266,135.87	214,879.76	325,631.63	509,505.66
F16 Precinct No 1	186,307.04	299,702.39	268,572.55	241,992.22	241,285.37	245,176.66	314,264.01	419,950.01	310,192.73	159,578.97	288,106.85	214,159.86	146,948.45	159,179.79
F17 Precinct No 2	230,511.24	306,892.17	267,713.97	250,708.69	263,049.77	258,790.65	290,025.28	437,336.83	225,655.61	238,217.17	214,371.88	129,291.12	143,620.74	86,973.43
F18 Precinct No 3	261,992.65	298,810.08	268,676.90	143,588.42	266,091.82	255,513.57	302,798.14	356,974.50	189,553.20	94,153.92	261,697.98	131,482.78	89,710.29	70,734.34
F19 Precinct No 4	<u>220,459.91</u>	<u>298,831.13</u>	<u>269,015.94</u>	<u>228,968.64</u>	<u>296,509.28</u>	<u>242,510.97</u>	<u>296,473.77</u>	<u>334,265.94</u>	<u>297,466.40</u>	<u>205,119.63</u>	<u>294,441.60</u>	<u>144,424.27</u>	<u>87,076.99</u>	<u>33,853.74</u>
Sub-Total R&B	2,965,516.13	1,552,607.81	1,415,822.01	1,243,877.98	1,352,347.58	1,270,999.47	1,451,495.04	1,779,850.91	1,438,513.83	1,287,156.79	1,324,754.18	834,237.79	792,988.10	860,246.96
Road & Bridge Over/(Under) Prior Period	1,412,908.32	136,785.80	171,944.03	(108,469.60)	81,348.11	(180,495.57)	(328,355.87)	341,337.08	151,357.04	(37,597.39)	490,516.39	41,249.69	(67,258.86)	
Road & Bridge Cumulative Change for Periods Shown	2,105,269.17	692,360.85	555,575.05	383,631.02	492,100.62	410,752.51	591,248.08	919,603.95	578,266.87	426,909.83	464,507.22	(26,009.17)	(67,258.86)	
Overall Totals														
General / Road & Bridge M&O	21,120,590.21	13,887,301.85	11,841,794.67	10,671,669.71	9,282,315.45	7,653,409.91	8,551,072.54	9,837,992.33	10,700,777.24	10,144,452.78	9,196,247.19	7,225,289.18	5,557,559.80	5,260,095.16
Overall Over/(Under) Prior Period	7,233,288.36	2,045,507.18	1,170,124.96	1,389,354.26	1,628,905.54	(897,662.63)	(1,286,919.79)	(862,784.91)	556,324.46	948,205.59	1,970,958.01	1,667,729.38	297,464.64	
Overall Cumulative Change for Periods Shown	15,860,495.05	8,627,206.69	6,581,699.51	5,411,574.55	4,022,220.29	2,393,314.75	3,290,977.38	4,577,897.17	5,440,682.08	4,884,357.62	3,936,152.03	1,965,194.02	297,464.64	

**GILLESPIE COUNTY, TEXAS
STATEMENT OF
Fund Cash/Investment Balances of County Funds
Managed by County Treasurer**

Reporting Period for Maintenance & Operating, COB/GOB Operating & I&S, Special Revenue, Special Revenue..Grants, Trust and Agency	FY2017	FY2016	FY2015	FY2014	FY2013	FY2012	FY2011	FY2010	FY2009	FY2008	FY2007	FY2006	FY2005	FY2004	FY2003	FY2002
October	16,272,543.01	14,616,600.12	17,978,164.94	25,230,555.83	8,816,582.93	9,537,288.92	10,782,786.00	11,614,108.61	10,952,885.50	9,958,440.67	7,952,494.30	6,412,175.43	5,710,864.59	5,339,657.00	5,562,776.43	5,033,726.92
November	16,757,237.98	14,967,969.47	17,265,750.38	24,953,535.22	8,890,316.88	9,228,798.73	10,570,060.92	11,537,538.96	10,498,889.31	10,152,409.10	8,025,261.13	6,492,254.19	5,815,771.82	5,220,602.83	5,513,508.58	4,915,333.89
December	18,910,143.59	17,966,511.65	18,099,680.09	26,637,026.05	11,373,696.92	10,169,466.12	11,532,479.69	12,910,952.83	11,682,933.59	10,684,794.29	8,972,555.93	7,597,535.16	6,569,101.79	5,773,095.57	6,725,293.46	5,464,922.96
January	23,410,597.59	21,039,628.80	21,177,485.65	28,516,107.73	13,685,971.08	13,393,446.13	14,318,444.26	15,498,047.87	14,366,261.90	13,481,253.20	11,165,036.24	9,488,659.54	8,523,475.25	7,456,134.19	7,390,382.57	6,921,671.85
February	25,511,306.05	22,828,117.19	22,683,610.22	29,162,422.51	14,892,438.88	14,337,413.69	15,203,602.68	15,956,038.21	15,735,998.80	14,555,820.37	12,335,852.17	10,433,012.87	9,341,225.17	8,739,837.04	8,067,857.08	7,169,069.03
March	24,727,851.29	22,133,022.22	21,915,869.23	28,011,622.33	14,353,262.89	13,961,224.66	14,605,425.43	15,787,975.99	15,568,191.69	14,421,603.69	12,279,235.33	10,316,847.09	9,342,261.49	8,166,505.99	7,877,519.02	6,846,516.10
April	24,068,056.00	21,311,930.04	19,863,672.60	26,965,965.28	14,036,410.76	13,204,240.38	14,182,107.24	14,911,731.87	15,332,630.30	14,171,385.04	12,168,084.51	10,225,221.29	9,153,636.99	7,706,537.20	7,632,850.74	6,879,522.09
May		20,969,598.11	19,534,757.94	25,202,625.86	13,381,534.31	12,853,474.81	13,180,018.23	14,443,624.89	14,826,308.29	13,675,832.00	11,856,634.81	10,019,168.98	9,181,379.67	7,645,857.66	7,396,585.22	6,758,604.54
June		20,190,779.78	18,530,454.23	23,610,769.72	27,806,922.21	11,927,636.15	12,450,284.14	13,583,948.59	14,202,648.08	13,175,542.95	11,508,032.29	9,433,093.74	8,832,285.06	7,186,622.71	7,107,557.40	6,426,986.33
July		19,259,464.27	17,462,407.18	21,673,344.14	26,973,808.70	11,234,719.43	11,652,419.87	13,105,834.49	13,620,954.46	12,336,729.42	11,412,064.22	9,030,022.51	8,376,255.12	6,807,050.38	6,620,898.14	6,217,837.20
August		18,177,957.02	16,349,354.15	19,928,413.83	25,790,313.41	10,192,089.49	11,033,361.48	12,483,092.82	12,578,256.55	11,932,892.72	10,883,175.64	8,667,571.59	7,898,769.17	6,509,004.74	5,964,701.17	5,922,921.90
September		17,394,230.12	15,336,745.28	18,465,597.00	25,364,538.77	9,249,883.17	10,060,273.87	11,399,750.14	12,236,834.57	11,640,132.20	10,474,427.70	8,299,421.01	6,600,165.99	5,886,940.47	5,731,396.90	5,654,746.62
						GOB Series 2013, Jail Construction Project, bond funding accounted for sudden increase in balance ... LL										
FY Monthly Average	21,379,676.50	19,237,984.07	18,849,829.32	24,863,165.46	17,113,816.48	11,607,473.47	12,464,271.98	13,602,720.44	13,466,899.42	12,515,569.64	10,752,737.86	8,867,915.28	7,945,432.68	6,869,820.48	6,799,277.23	6,184,321.62
Current Reported Month and Fiscal Year To Date																
Over / (Under)																
Same Month Prior Year	2,756,125.96															
Prior Fiscal Year End	6,673,825.88	2,057,484.84	(3,128,851.72)	(6,898,941.77)	16,114,655.60	(810,390.70)	(1,339,476.27)	(837,084.43)	596,702.37	1,165,704.50	2,175,006.69	1,699,255.02	713,225.52	155,543.57	76,650.28	1,570,570.21

**GILLESPIE COUNTY, TEXAS
STATEMENT OF
Fund Cash/Investment Balances of County Funds
Managed by County Treasurer**

FY2001	FY2000	FY1999	FY1998	FY1997	FY1996	FY1995	FY1994	FY1993	FY1992	FY1991	F1990	FY1989	FY1988	FY1987	FY1986	FY1985	Monthly Average All Years	Reporting Period for Maintenance & Operating, COB/COB Operating & Special Revenue, Special Revenue..Grants, Trust and Agency
4,347,101.24	4,138,349.94	2,869,048.51	2,322,043.99	1,853,442.32	1,554,442.37	1,968,633.68	1,677,992.97	1,738,021.70	1,766,907.01	1,656,979.55	1,479,994.82	1,489,873.32	773,740.58	785,053.51	551,992.07	792,093.37	6,167,798.85	October
4,073,098.62	3,944,234.24	2,806,697.13	2,287,658.80	1,738,403.49	1,588,939.20	2,054,228.71	1,872,272.98	1,664,926.42	1,867,311.17	1,738,597.34	1,603,024.84	1,422,802.33	793,137.76	666,242.80	494,761.58	623,030.66	6,122,563.86	November
4,553,826.12	4,285,123.56	3,467,225.42	2,370,460.19	2,015,412.36	1,553,702.23	2,102,455.14	2,004,156.61	1,927,643.72	2,009,086.57	2,071,100.64	1,749,440.24	1,522,220.64	794,004.97	638,401.65	515,396.75	592,516.53	6,825,526.15	December
5,917,064.54	5,211,301.34	4,747,606.42	3,294,281.32	2,843,260.54	2,472,762.49	2,546,555.58	2,422,956.29	2,234,617.11	2,447,087.69	2,241,349.45	2,187,618.39	1,888,694.05	1,176,726.03	895,393.31	987,264.23	911,641.21	8,310,829.81	January
6,421,291.43	5,911,367.71	5,322,878.29	3,993,869.93	3,407,005.87	2,960,651.56	2,960,114.57	2,786,604.82	2,577,390.38	2,873,613.36	2,643,751.97	2,515,707.05	2,279,290.31	1,697,770.08	1,530,430.47	1,707,926.04	1,288,936.99	9,085,824.93	February
6,255,513.63	5,804,576.79	5,276,473.40	3,867,713.74	3,383,796.71	2,916,434.18	2,701,020.25	2,817,055.25	2,446,335.40	2,811,958.62	2,589,532.80	2,424,636.02	2,300,423.71	1,879,466.93	1,572,385.72	1,654,964.77	1,261,996.19	8,856,946.02	March
6,165,684.41	5,611,303.40	5,147,026.03	3,856,248.10	3,370,510.51	2,844,956.24	2,603,667.16	2,814,731.50	2,446,965.20	2,846,044.26	2,647,946.48	2,446,382.46	2,354,485.13	1,884,438.19	1,647,314.57	1,771,308.72	1,360,124.93	8,694,939.99	April
5,872,305.69	5,597,496.54	5,145,729.29	3,729,564.69	3,275,787.89	2,651,158.09	2,420,785.62	2,795,038.54	2,614,500.86	2,664,830.17	2,595,986.23	2,402,307.66	2,282,817.61	1,897,795.66	1,472,593.18	1,691,409.95	1,210,356.42	7,851,452.17	May
5,398,788.82	5,229,130.33	4,896,201.25	3,531,314.01	2,987,283.92	2,535,222.99	2,084,641.35	2,586,555.11	2,371,095.71	2,474,786.80	2,436,392.72	2,319,796.07	2,217,931.41	1,815,598.58	1,439,656.15	1,651,535.17	1,129,347.73	7,908,716.92	June
4,751,943.98	5,019,100.05	4,695,468.93	3,445,413.11	2,962,321.73	2,375,375.37	2,030,459.33	2,324,665.35	2,086,490.66	2,166,748.69	2,373,369.73	2,247,875.53	2,067,556.08	1,770,363.23	1,314,952.63	1,548,746.47	998,709.28	7,498,855.30	July
4,309,221.50	4,875,181.07	4,608,722.39	3,369,995.66	2,786,747.61	2,218,481.28	1,819,617.83	2,263,605.13	2,029,973.96	2,078,961.54	2,158,156.49	1,995,691.66	1,950,450.56	1,733,930.99	1,181,205.11	1,466,150.68	824,648.71	7,058,831.49	August
4,084,176.41	4,575,232.89	4,394,094.37	3,208,449.92	2,590,681.06	2,098,133.77	1,584,937.70	2,069,733.13	1,872,419.95	1,917,213.24	2,014,947.50	1,766,243.49	1,643,269.78	1,541,576.26	770,951.77	839,823.87	671,522.07	6,607,452.84	September
5,179,159.70	5,016,916.49	4,439,764.29	3,273,083.61	2,767,887.83	2,314,188.31	2,239,759.74	2,369,613.97	2,167,531.76	2,327,045.76	2,264,009.24	2,094,893.19	1,951,484.58	1,479,879.11	1,159,548.41	1,240,115.03	972,077.01		
(491,056.48)	181,138.52	1,185,644.45	617,768.86	492,547.29	513,196.07	(484,795.43)	197,313.18	(44,793.29)	(97,734.26)	248,704.01	122,973.71	101,693.52	770,624.49	(68,872.10)	168,301.80			

NOTE: Rollback election held
April 05, 1986 ... rollback passed

GILLESPIE COUNTY, TEXAS
COUNTY SALES TAX ALLOCATION SUMMARY

March 1988 through FY2017

Period Tax Allocation Received	FY1988	FY1989	FY1990	FY1991	FY1992	FY1993	FY1994	FY1995	FY1996	FY1997	FY1998	FY1999	FY2000	FY2001	FY2002	FY2003	FY2004	
October	22,614.86	26,581.55	33,537.36	36,992.75	41,601.10	49,891.91	62,743.15	58,486.86	52,039.59	54,937.86	50,951.69	65,241.66	66,865.34	75,743.16	81,976.96	77,476.63	62,681.54	
September and 3rd Quarter	43,215.06	44,231.67	43,279.83	50,014.92	55,881.19	64,445.89	64,104.87	61,441.85	62,637.05	66,939.70	74,731.00	69,172.12	86,097.63	88,692.77	87,008.90	94,471.11	103,544.31	
December	24,372.61	27,072.59	27,183.79	32,965.97	49,151.47	46,769.97	46,349.36	49,676.22	60,611.06	60,993.07	70,326.26	85,955.47	70,180.00	82,667.46	77,762.13	84,302.14	87,745.88	
January	23,143.13	28,570.51	34,886.95	33,040.99	47,672.78	61,026.80	58,115.99	55,693.53	56,392.42	60,499.63	58,712.49	79,145.12	77,326.63	85,504.02	80,568.74	80,680.57	92,483.12	
February	55,088.79	55,601.40	56,692.45	64,014.68	85,296.84	86,415.96	79,879.42	75,116.79	82,205.56	94,754.60	105,116.56	99,795.36	104,689.49	112,735.48	104,067.24	115,871.28	121,222.18	
March	10,048.12	19,376.35	22,842.31	27,766.80	42,841.80	44,989.12	55,964.23	49,941.44	54,150.75	58,367.91	72,738.72	61,652.97	77,471.73	65,204.25	71,784.27	85,739.86	65,739.86	
April	13,766.26	18,223.31	22,431.61	26,567.86	42,480.30	69,059.85	45,858.42	50,129.00	45,435.42	53,515.01	56,649.70	66,084.12	69,317.65	72,330.32	62,331.14	70,741.63	65,194.79	
May	37,630.57	41,151.11	44,480.87	46,655.96	66,318.77	57,489.64	64,876.89	62,424.84	71,468.21	69,091.17	91,409.71	96,441.51	93,043.82	94,505.94	93,443.25	102,949.16	112,599.80	
June	24,530.57	24,076.76	27,059.33	31,503.80	41,913.33	48,605.58	48,588.21	58,749.69	61,697.08	77,574.05	72,275.15	70,155.54	79,441.16	92,403.56	87,764.45	89,329.15	105,312.44	
July	20,139.41	24,953.23	27,959.52	34,719.01	43,922.13	49,464.53	48,368.42	50,605.85	54,962.82	57,092.55	64,608.17	59,958.51	76,576.31	87,695.36	86,277.93	82,641.66	94,818.82	
August	46,170.12	46,397.69	50,886.17	50,868.66	58,425.43	73,116.78	67,507.13	66,689.81	59,548.35	72,612.17	84,456.60	96,754.28	91,921.77	118,409.57	90,669.86	95,008.16	120,028.46	
September	24,924.06	28,456.24	28,987.84	33,905.34	56,740.88	52,232.41	46,155.60	61,535.89	71,272.01	70,667.09	72,854.10	69,870.60	74,040.54	81,351.52	82,708.52	84,660.29	100,874.13	
Total Per Year	177,209.11	371,069.14	406,705.37	447,587.81	531,768.15	654,863.55	679,601.81	714,336.98	713,466.19	742,999.64	814,374.71	870,123.86	947,268.24	996,071.14	1,045,200.46	1,006,093.44	1,172,245.33	
Total All Years	177,209.11	548,278.25	954,983.62	1,402,571.43	1,934,359.58	2,589,223.13	3,268,824.94	3,983,161.92	4,696,626.11	5,439,627.75	6,254,002.46	7,124,126.32	8,071,394.56	9,067,465.70	10,112,666.16	11,118,759.60	12,191,164.13	13,363,409.46
\$ Inc / (Dec) Over Prior Year	193,660.03	35,636.23	40,882.44	84,200.34	123,075.40	24,738.26	34,735.17	(670.79)	29,533.45	71,375.07	55,749.15	77,144.38	48,802.90	49,129.32	(39,107.02)	66,311.09	99,640.80	
% Inc / (Dec) Over Prior Year	109.40%	9.60%	10.05%	18.81%	23.14%	3.78%	5.11%	-0.12%	4.14%	9.81%	8.87%	5.15%	4.93%	-3.74%	6.59%	9.31%		
Calendar Year	0.00	267,411.64	378,752.42	412,820.54	463,560.47	558,648.27	669,137.56	711,691.42	690,744.53	719,148.96	750,582.57	827,513.03	894,484.16	950,041.96	1,020,031.58	1,044,865.04	1,015,577.33	
\$ Inc / (Dec) Over Prior Year	267,411.64	111,340.78	34,068.12	50,739.93	95,087.80	110,489.29	42,553.86	(20,946.89)	28,404.43	31,433.61	76,930.46	66,971.13	55,557.80	66,989.82	24,833.46	(29,267.71)	74,547.05	
CY1987	CY1988	CY1989	CY1990	CY1991	CY1992	CY1993	CY1994	CY1995	CY1996	CY1997	CY1998	CY1999	CY2000	CY2001	CY2002	CY2003	CY2004	

Calendar Year

Allocations

Year

\$ Inc / (Dec)

Over Prior

Year

GILLESPIE COUNTY, TEXAS COUNTY SALES TAX ALLOCATION SUMMARY

March 1988 through FY2017

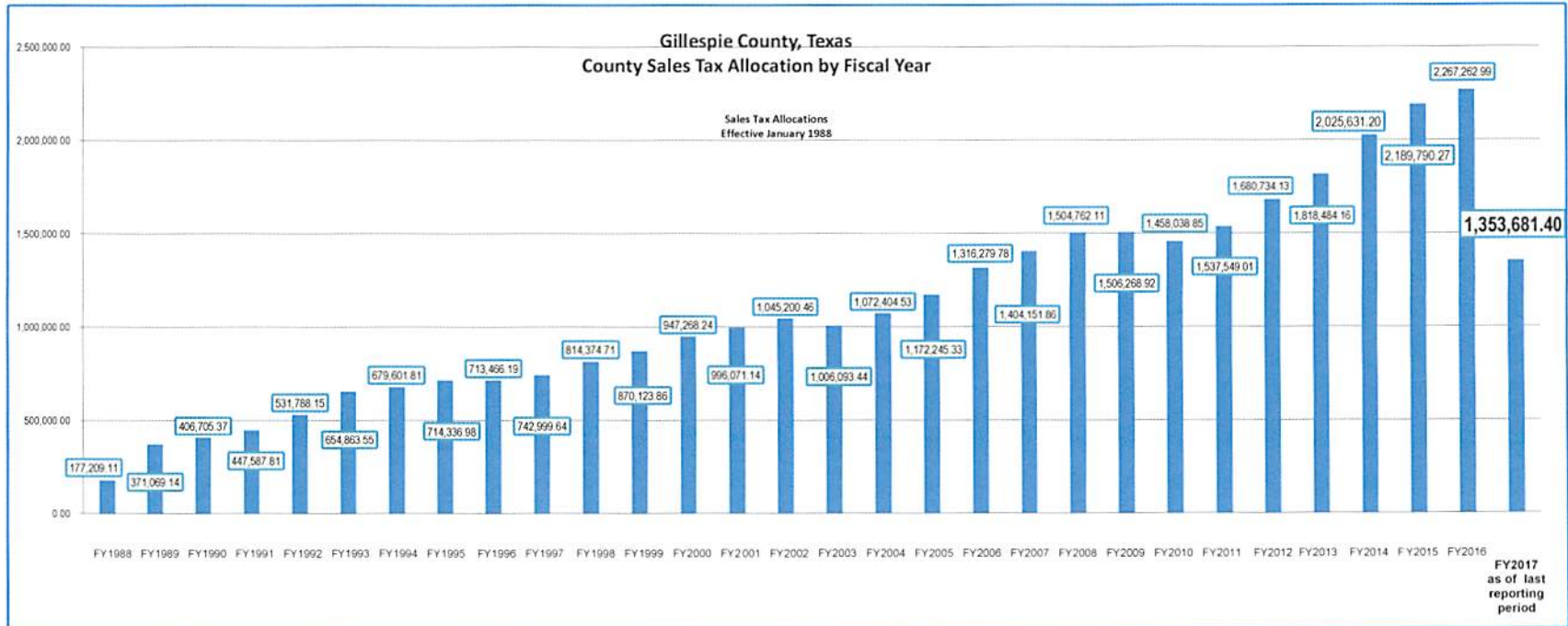
FY2006	FY2007	FY2008	FY2009	FY2010	FY2011	FY2012	FY2013	FY2014	FY2015	FY2016	FY2017	Tax Collection Period Covered	Period Tax Allocation Received	Overall Average Per Month	FY2017 Over / (Under) Same Period FY2016 Month Of	YTD
95,166.86	106,167.81	115,258.59	118,217.21	102,116.77	112,243.67	125,892.57	141,081.58	146,138.99	157,617.68	147,646.21	169,840.22	August	October	86,137.38	22,194.01	22,194.01
110,963.24	122,702.26	130,133.07	134,938.43	123,352.45	139,931.32	131,441.01	134,615.56	165,928.20	164,365.11	192,079.08	196,293.03	September and 3rd Quarter	November	100,925.95	4,213.95	26,407.96
100,977.05	108,040.22	118,582.93	120,353.68	121,763.89	122,844.30	127,081.99	144,995.63	158,611.46	185,647.66	184,958.53	190,144.19	October	December	91,934.72	5,185.66	31,593.62
107,959.62	116,856.59	121,835.04	124,899.65	114,005.56	129,099.90	135,485.95	156,063.01	159,082.75	173,843.05	175,216.35	194,363.03	November	January	93,867.96	19,146.68	50,740.30
137,746.11	151,528.51	158,719.04	158,720.77	152,630.86	164,529.87	171,000.19	193,126.02	202,300.32	223,742.03	254,424.26	264,045.64	December, 4th Quarter, Yearly	February	128,591.92	9,621.38	60,361.68
89,543.91	88,396.24	99,481.19	98,684.79	90,364.94	97,024.18	107,810.68	120,617.71	136,426.71	141,523.60	150,478.20	160,281.99	January	March	75,663.56	9,803.79	70,165.47
87,212.18	92,672.45	104,111.05	99,616.55	93,204.34	92,537.54	118,975.95	134,236.14	146,805.07	146,866.39	161,767.10	178,713.30	February	April	78,735.37	16,946.20	87,111.67
125,621.99	132,335.88	133,405.05	141,709.49	148,772.69	153,552.45	177,882.27	187,322.27	195,085.16	203,013.55	239,591.23		March and 1st Quarter	May	107,419.87		
109,484.20	113,117.58	133,410.60	129,041.03	127,995.46	129,743.30	144,969.57	152,170.48	169,564.70	184,387.61	187,272.86		April	June	92,647.74		
112,088.28	119,846.83	122,196.26	117,201.96	116,809.95	125,153.69	140,436.50	154,274.37	165,319.97	187,207.85	181,228.88		May	July	89,527.46		
130,749.96	138,119.40	142,780.87	138,001.87	141,000.04	153,274.76	160,837.64	168,661.90	187,789.04	216,770.81	212,661.23		June and 2nd Quarter	August	109,488.58		
108,739.98	116,168.09	124,848.42	128,883.49	125,125.12	148,437.66	163,573.95	172,568.83	184,784.93	179,939.06			July	September	92,378.61		
1,316,279.78	1,404,151.86	1,504,762.11	1,500,268.92	1,458,038.85	1,537,549.01	1,680,764.13	1,818,484.16	2,025,631.20	2,189,790.27	2,267,262.99	1,353,681.40	Total Per Year		1,105,944.58	Over / (Under) Last Year	(913,581.59)
14,679,689.24	16,083,641.10	17,588,603.21	19,094,872.13	20,552,910.98	22,090,459.99	23,771,224.12	25,589,708.28	27,615,339.48	29,805,128.75	32,072,392.74	33,426,074.14	Total All Years				

As of Last Full Reporting Year													
FY2006	FY2007	FY2008	FY2009	FY2010	FY2011	FY2012	FY2013	FY2014	FY2015	FY2016	FY2017	\$ Inc / (Dec) Over Prior Year	% Inc / -Dec Over Prior Year
144,034.45	87,872.08	100,610.25	1,506.81	(48,230.07)	79,510.16	143,215.12	137,720.03	207,147.04	164,159.07	77,472.72	(913,581.59)	74,644.78	
12.29%	6.68%	7.17%	0.10%	-3.20%	5.45%	9.31%	8.19%	11.39%	8.10%	3.54%	-40.29%		

As of Last Full Reporting Year												
CY2005	CY2006	CY2007	CY2008	CY2009	CY2010	CY2011	CY2012	CY2013	CY2014	CY2015	CY2016	\$ Inc / (Dec) Over Prior Calendar Year
1,205,410.75	1,344,052.92	1,433,216.16	1,514,296.84	1,479,992.71	1,485,825.03	1,546,945.29	1,717,241.33	1,866,270.04	2,082,583.00	2,186,843.64	2,288,856.61	112,012.87
115,286.37	138,642.17	89,163.24	81,080.68	(34,304.13)	5,832.32	61,120.26	170,296.04	151,029.71	214,312.96	104,260.64	104,260.64	

GILLESPIE COUNTY, TEXAS
 COUNTY SALES TAX ALLOCATION SUMMARY

March 1988 through FY2017



**GILLESPIE COUNTY, TEXAS
REPAYMENT OF ERRONEOUS RECEIPT OF SALES AND USE TAX**

**January 1997 Through October 2016
Paid Off September, 2016**

	Year 1	Year 2	Year 3	Year 4	Year 5	Year 6	Year 7	Year 8	Year 9	Year 10	Year 11	Year 12	Year 13	Year 14	Year 15	Year 16	Year 17	Year 18	Year 19	Year 20	
	1997	1998	1999	2000	2001	2002	2003	2004	2005	2006	2007	2008	2009	2010	2011	2012	2013	2014	2015	2016	
Actual Balance At Year Start	211,870.02	201,276.54	190,683.06	180,089.58	169,496.10	158,902.62	148,309.14	137,715.66	127,122.18	116,528.70	105,935.22	95,341.74	84,748.26	74,154.78	63,561.30	52,967.82	42,374.34	31,780.86	21,187.38	10,593.90	
January	2,648.37	2,648.37	2,648.37	2,648.37	2,648.37	2,648.37	2,648.37	2,648.37	2,648.37	2,648.37	2,648.37	2,648.37	2,648.37	2,648.37	2,648.37	2,648.37	2,648.37	2,648.37	2,648.37	2,648.37	2,648.37
April	2,648.37	2,648.37	2,648.37	2,648.37	2,648.37	2,648.37	2,648.37	2,648.37	2,648.37	2,648.37	2,648.37	2,648.37	2,648.37	2,648.37	2,648.37	2,648.37	2,648.37	2,648.37	2,648.37	2,648.37	2,648.37
July	2,648.37	2,648.37	2,648.37	2,648.37	2,648.37	2,648.37	2,648.37	2,648.37	2,648.37	2,648.37	2,648.37	2,648.37	2,648.37	2,648.37	2,648.37	2,648.37	2,648.37	2,648.37	2,648.37	2,648.37	2,648.37
October	2,648.37	2,648.37	2,648.37	2,648.37	2,648.37	2,648.37	2,648.37	2,648.37	2,648.37	2,648.37	2,648.37	2,648.37	2,648.37	2,648.37	2,648.37	2,648.37	2,648.37	2,648.37	2,648.37	2,648.37	2,648.79
Total Remitted To Date	10,593.48	21,186.96	31,780.44	42,373.92	52,967.40	63,560.88	74,154.36	84,747.84	95,341.32	105,934.80	116,528.28	127,121.76	137,715.24	148,308.72	158,902.20	169,495.68	180,089.16	190,682.64	201,276.12	211,870.02	
Actual Balance To Date	201,276.54	190,683.06	180,089.58	169,496.10	158,902.62	148,309.14	137,715.66	127,122.18	116,528.70	105,935.22	95,341.74	84,748.26	74,154.78	63,561.30	52,967.82	42,374.34	31,780.86	21,187.38	10,593.90	(0.00)	
Projected Balance At Year End	201,276.54	190,683.06	180,089.58	169,496.10	158,902.62	148,309.14	137,715.66	127,122.18	116,528.70	105,935.22	95,341.74	84,748.26	74,154.78	63,561.30	52,967.82	42,374.34	31,780.86	21,187.38	10,593.90	0.00	

Gillespie County proposal of repayment (as outlined in letter of October 18, 1996) as accepted by State Comptroller ...
 Gillespie County will make 80 quarterly payments (due first of each month: January, April, July, and October)
 for 20 years beginning January 01, 1997:
 79 quarterly payments of \$2,648.37 each beginning on January 01, 1997 through July 01, 2016 and
 a final payment of \$2,648.79 on October 01, 2016 for a total of \$211,870.02.

Gillespie County, Texas
Hotel Occupancy Tax ... Quarterly Recaps
As of Period Ending April 30, 2017

	Collection/Remittance Period	Collections		Disbursements		Cash Balance	
		HOT & P&I Interest Earnings	Convention & Visitors Bureau	Organizations etc			
FY2017	3rd Quarter 2017						
	Sub-Total	0.00	0.00	0.00	0.00		
	2nd Quarter 2017		53,523.36	166,071.00	133,000.00	452,672.32	
	1st Quarter 2017		144,663.81			698,219.96	
FY2016	4th Quarter 2016		111,214.19	166,071.00		553,556.15	
	3rd Quarter 2016		142,319.44			608,412.96	
	Sub-Total	(13,421.20)	451,720.80	332,142.00	133,000.00		
	2nd Quarter 2016		124,466.03	150,829.00	120,000.00	466,093.52	
FY2015	1st Quarter 2016		128,625.32			612,456.49	
	4th Quarter 2015		96,483.07	150,829.00		483,831.17	
	3rd Quarter 2015		115,558.26		(881.94)	538,177.10	
	Sub-Total	44,356.62	465,132.68	301,658.00	119,118.06		
FY2014	2nd Quarter 2015		120,944.22	127,742.50	118,000.00	421,736.90	
	1st Quarter 2015		122,937.00			546,535.18	
	4th Quarter 2014		104,239.90	127,742.50		423,598.18	
	3rd Quarter 2014		120,711.31			447,100.78	
FY2013	Sub-Total	95,347.43	468,832.43	255,485.00	118,000.00		
	2nd Quarter 2014		95,362.58	111,163.00	120,000.00	326,389.47	
	1st Quarter 2014		92,050.01			462,189.89	
	4th Quarter 2013		90,687.97	111,163.00		370,139.88	
FY2012	3rd Quarter 2013		82,776.94			390,614.91	
	Sub-Total	18,551.50	360,877.50	222,326.00	120,000.00		
	2nd Quarter 2013		82,927.36	96,357.50	80,000.00	307,837.97	
	1st Quarter 2013		102,188.41			401,268.11	
FY2011	4th Quarter 2012		56,763.25	96,357.50		299,079.70	
	3rd Quarter 2012		69,377.43			338,673.95	
	Sub-Total	38,541.45	311,256.45	192,715.00	80,000.00		
	2nd Quarter 2012		76,505.61	84,193.50	11,000.00	269,296.52	
FY2010	1st Quarter 2012		67,043.98		69,000.00	287,984.41	
	4th Quarter 2011		63,485.70	84,193.50		289,940.43	
	3rd Quarter 2011		62,766.18			310,648.23	
	Sub-Total	21,414.47	269,801.47	168,387.00	80,000.00		
FY2009	2nd Quarter 2011		60,050.07	80,530.57		247,882.05	
	1st Quarter 2011		61,473.10		80,000.00	268,362.55	
	4th Quarter 2010		47,182.38	80,530.57		286,889.45	
	3rd Quarter 2010		67,036.85			320,237.64	
FY2008	Sub-Total	(5,318.74)	235,742.40	161,061.14	80,000.00		
	2nd Quarter 2010		47,363.32	82,089.00	61,500.00	253,200.79	
	1st Quarter 2010		67,910.43			349,426.47	
	4th Quarter 2009		46,539.68	82,089.00		281,516.04	
FY2007	3rd Quarter 2009		63,672.15			317,065.36	
	Sub-Total	(192.42)	225,485.58	164,178.00	61,500.00		
	2nd Quarter 2009		55,182.22			253,393.21	
	1st Quarter 2009		68,196.40	80,854.20		198,210.99	
FY2008	4th Quarter 2008		43,834.09	80,854.20		210,868.79	
	3rd Quarter 2008		75,474.18		15,000.00	247,888.90	
	Sub-Total	65,978.49	242,686.89	161,708.40	15,000.00		
	2nd Quarter 2008		52,205.02	100,000.00		187,414.72	
FY2007	1st Quarter 2008		62,603.17			235,209.70	
	4th Quarter 2007		53,485.43			172,606.53	
	3rd Quarter 2007		61,352.43			119,121.10	
	Sub-Total	129,646.05	229,646.05	100,000.00	0.00		
FY2007	2nd Quarter 2007		57,271.57			57,768.67	
	1st Quarter 2007		497.10	0.00	0.00	497.10	
	Sub-Total	57,768.67	57,768.67	0.00	0.00		
	Sub-Total			2,059,660.54	806,618.06		
Totals All Years		Revenues	3,318,950.92	Expenditures	2,866,278.60	Net Cash Effect	452,672.32

GILLESPIE COUNTY, TEXAS

GOB Series 2010 Refunding Bonds ... December.2010
 Post COB Series 2001 ... September.2001

Bond Redemptions & Interest Payment Schedule
 February.2011 through February.2021

	Year 1	Year 2	Year 3	Year 4	Year 5	Year 6	Year 7	Year 8	Year 9	Year 10	Year 11	
	2011	2012	2013	2014	2015	2016	2017	2018	2019	2020	2021	
Actual Balance At Year Start	1,839,134.46	1,779,647.50	1,603,672.50	1,429,447.50	1,247,370.00	1,067,992.50	891,727.50					Actual Balance At Year Start
February bonds interest	35,000.00	140,000.00	140,000.00	150,000.00	150,000.00	150,000.00	155,000.00					bonds February interest
	6,079.46	18,407.50	17,567.50	16,657.50	15,420.00	13,957.50	12,307.50					
August bonds interest	0.00	0.00	0.00	0.00	0.00	0.00	0.00					bonds August interest
	18,407.50	17,567.50	16,657.50	15,420.00	13,957.50	12,307.50						
Total Remitted To Date	59,486.96	235,461.96	409,686.96	591,764.46	771,141.96	947,406.96	1,114,714.46	1,114,714.46	1,114,714.46	1,114,714.46	1,114,714.46	Total Remitted To Date
Actual Balance To Date	1,779,647.50	1,603,672.50	1,429,447.50	1,247,370.00	1,067,992.50	891,727.50	724,420.00					Actual Balance To Date
Projected Pymnt Per Year	59,486.96	175,975.00	174,226.00	182,077.50	179,377.50	176,265.00	177,677.50	178,540.00	178,865.00	178,670.00	177,975.00	Projected Pymnt Per Year
Projected Balance At Year End	1,779,647.50	1,603,672.50	1,429,447.50	1,247,370.00	1,067,992.50	891,727.50	714,050.00	535,510.00	356,645.00	177,975.00	0.00	Projected Balance At Year End

\$1,988,356.26	COB Series 2001 Debt Service on Refunded Bonds	\$1,590,000.00	Principal	\$1,590,000.00	Series 2010 Sources of Funds..Proceeds of Bonds
\$1,839,134.46	GOB Series 2010 Refunded Bonds	\$249,134.46	interest	\$38,746.50	Cost of Issuance
\$149,221.80	Net savings	\$1,839,134.46	GOB Series 2010, Refunding Bonds	\$1,551,253.50	Deposit to Escrow

Original Certificates of Obligation Bonds Series 2001 payments started February 2002
 Series 2010 Refunding ... Interest and Bond Redemptions due February of each year starting February of 2011
 Series 2010 Refunding ... Interest only due August of each year starting August of 2011

GILLESPIE COUNTY, TEXAS

GOB Series 2013 ... Jail Project

Bond Redemptions Interest Payment Schedule
February.2014 through February.2033

Schedule Bond Redemption & Interest Payment		Initial Receipt of Bonds June.2013	Year 1 2014	Year 2 2015	Year 3 2016	Year 4 2017	Year 5 2018	Year 6 2019	Year 7 2020	Year 8 2021	Year 9 2022	Year 10 2023
Projected Balances At Year Start		20,429,713.00	20,429,713.00	19,408,475.00	18,387,525.00	17,367,275.00	16,347,925.00	15,324,725.00	14,300,875.00	13,279,650.00	12,256,300.00	11,234,800.00
February	bonds	0.00	395,000.00	530,000.00	540,000.00	550,000.00	565,000.00	580,000.00	595,000.00	620,000.00	645,000.00	670,000.00
	interest	0.00	378,113.00	248,125.00	242,825.00	237,425.00	231,925.00	226,275.00	217,575.00	208,650.00	194,700.00	181,800.00
August	bonds	0.00	0.00	0.00	0.00	0.00	0.00	0.00	0.00	0.00	0.00	0.00
	interest	0.00	248,125.00	242,825.00	237,425.00	231,925.00	226,275.00	217,575.00	208,650.00	194,700.00	181,800.00	168,400.00
Projected Total Remittance		0.00	1,021,238.00	2,042,188.00	3,062,438.00	4,081,788.00	5,104,988.00	6,128,838.00	7,150,063.00	8,173,413.00	9,194,913.00	10,215,113.00
Project Balances At Year End		20,429,713.00	19,408,475.00	18,387,525.00	17,367,275.00	16,347,925.00	15,324,725.00	14,300,875.00	13,279,650.00	12,256,300.00	11,234,800.00	10,214,600.00
Bonds Issued June.2014												
Principal and Interest payments due February of each year starting February of 2014												
Interest only payments due August of each year starting August of 2014												

Outstanding Tax Secured Debt		Initial Receipt of Bonds June.2013	Year 1 2014	Year 2 2015	Year 3 2016	Year 4 2017	Year 5 2018	Year 6 2019	Year 7 2020	Year 8 2021	Year 9 2022	Year 10 2023
Balances At Year Start		20,429,713.00	20,429,713.00	19,408,475.50	18,387,525.50	17,367,275.50						
February	bonds	0.00	395,000.00	530,000.00	540,000.00	550,000.00						
	interest	0.00	378,112.50	248,125.00	242,825.00	237,425.00						
August	bonds	0.00	0.00	0.00	0.00							
	interest	0.00	248,125.00	242,825.00	237,425.00							
Total Annual Remittances		0.00	1,021,237.50	1,020,950.00	1,020,250.00	787,425.00						
Total Remittances To Date		0.00	1,021,237.50	2,042,187.50	3,062,437.50	3,849,862.50						

GILLESPIE COUNTY, TEXAS

GOB Series 2013 ... Jail Project

Bond Redemptions Interest Payment Schedule
February.2014 through February.2033

Schedule Bond Redemption & Interest Payment	Year 11 2024	Year 12 2025	Year 13 2026	Year 14 2027	Year 15 2028	Year 16 2029	Year 17 2030	Year 18 2031	Year 19 2032	Year 20 2033
Projected Balances At Year Start	10,214,600.00	9,191,800.00	8,172,500.00	7,152,800.00	6,129,000.00	5,107,400.00	4,084,300.00	3,061,100.00	2,039,200.00	1,020,000.00
February bonds	700,000.00	725,000.00	755,000.00	790,000.00	820,000.00	855,000.00	890,000.00	925,000.00	960,000.00	1,000,000.00
interest	168,400.00	154,400.00	139,900.00	124,800.00	109,000.00	92,600.00	75,500.00	57,700.00	39,200.00	20,000.00
August bonds	0.00	0.00	0.00	0.00	0.00	0.00	0.00	0.00	0.00	0.00
interest	154,400.00	139,900.00	124,800.00	109,000.00	92,600.00	75,500.00	57,700.00	39,200.00	20,000.00	0.00
Projected Total Remittance	11,237,913.00	12,257,213.00	13,276,913.00	14,300,713.00	15,322,313.00	16,345,413.00	17,368,613.00	18,390,513.00	19,409,713.00	20,429,713.00
Project Balances At Year End	9,191,800.00	8,172,500.00	7,152,800.00	6,129,000.00	5,107,400.00	4,084,300.00	3,061,100.00	2,039,200.00	1,020,000.00	0.00
Bonds Issued June 2014										
Principal and Interest payments due February of each year starting February of 2014.										
Interest only payments due August of each year starting August of 2014.										

Outstanding Tax Secured Debt	Year 11 2024	Year 12 2025	Year 13 2026	Year 14 2027	Year 15 2028	Year 16 2029	Year 17 2030	Year 18 2031	Year 19 2032	Year 20 2033
Balances At Year Start										
February bonds interest										
August bonds interest										
Total Annual Remittances										
Total Remittances To Date										

GILLESPIE COUNTY, TEXAS
Public Property Finance ... Contract 6774, October 24, 2014
Sheriff Office ... Law Enforcement Radio System Upgrade

PROJECTED Payments

PROJECTED	Payments			Balance Year Start	Balance Year End		
	Total Payment	Principal	Interest		Total Payment	Principal	Interest
FY2017	4,291.13	1,422.90	4,445.88	485,692.55	417,124.19	348,555.83	
FY2018	4,303.81	1,410.22	4,459.02	485,692.55	417,124.19	348,555.83	
FY2019	4,316.54	1,397.49	4,472.21	485,692.55	417,124.19	348,555.83	
FY2020	4,329.30	1,384.73	4,485.43	485,692.55	417,124.19	348,555.83	
FY2021	4,342.10	1,371.93	4,498.69	485,692.55	417,124.19	348,555.83	
FY2022	4,354.94	1,359.09	4,511.99	485,692.55	417,124.19	348,555.83	
FY2023	4,367.82	1,346.21	4,525.33	485,692.55	417,124.19	348,555.83	
FY2024	4,380.73	1,333.30	4,538.71	485,692.55	417,124.19	348,555.83	
FY2025	4,393.68	1,320.35	4,552.13	485,692.55	417,124.19	348,555.83	
October	5,714.03	5,714.03	5,714.03	5,714.03	5,714.03	5,714.03	
November	5,714.03	5,714.03	5,714.03	5,714.03	5,714.03	5,714.03	
December	5,714.03	5,714.03	5,714.03	5,714.03	5,714.03	5,714.03	
January	5,714.03	5,714.03	5,714.03	5,714.03	5,714.03	5,714.03	
February	5,714.03	5,714.03	5,714.03	5,714.03	5,714.03	5,714.03	
March	5,714.03	5,714.03	5,714.03	5,714.03	5,714.03	5,714.03	
April	5,714.03	5,714.03	5,714.03	5,714.03	5,714.03	5,714.03	
May	5,714.03	5,714.03	5,714.03	5,714.03	5,714.03	5,714.03	
June	5,714.03	5,714.03	5,714.03	5,714.03	5,714.03	5,714.03	
July	5,714.03	5,714.03	5,714.03	5,714.03	5,714.03	5,714.03	
August	5,714.03	5,714.03	5,714.03	5,714.03	5,714.03	5,714.03	
September	5,714.03	5,714.03	5,714.03	5,714.03	5,714.03	5,714.03	
Total Payments Per Year	68,568.36	23,136.36	71,704.72	68,568.36	23,136.36	71,704.72	
Total Payments	68,568.36	23,136.36	71,704.72	68,568.36	23,136.36	71,704.72	
Principal	23,136.36	23,136.36	23,136.36	23,136.36	23,136.36	23,136.36	
Interest	45,431.99	0.00	48,568.36	45,431.99	0.00	48,568.36	
Balance Year Start	485,692.55	417,124.19	348,555.83	485,692.55	417,124.19	348,555.83	
Balance Year End	485,692.55	417,124.19	348,555.83	485,692.55	417,124.19	348,555.83	

GILLESPIE COUNTY, TEXAS
Public Property Finance ... Contract 6774, October 24, 2014
Sheriff Office ... Law Enforcement Radio System Upgrade

ACTUAL Payments

ACTUAL Payments	FY2016			FY2017			FY2018		
	Total Payment	Principal	Interest	Total Payment	Principal	Interest	Total Payment	Principal	Interest
Balance Year Start	623,572.07		555,003.71						
October payment	5,714.03			5,714.03					
principal/interest		4,141.76	1,572.27		4,291.13	1,422.90			
November payment	5,714.03			5,714.03					
principal/interest		4,154.01	1,560.02		4,303.81	1,410.22			
December payment	5,714.03			5,714.03					
principal/interest		4,166.29	1,547.74		4,316.54	1,397.49			
January payment	5,714.03			5,714.03					
principal/interest		4,178.61	1,535.42		4,329.30	1,384.73			
February payment	5,714.03			5,714.03					
principal/interest		4,190.96	1,523.07		4,342.10	1,371.93			
March payment	5,714.03			5,714.03					
principal/interest		4,203.35	1,510.68		4,354.94	1,359.09			
April payment	5,714.03			5,714.03					
principal/interest		4,215.78	1,498.25		4,367.82	1,346.21			
May payment	5,714.03								
principal/interest		4,228.25	1,485.78						
June payment	5,714.03								
principal/interest		4,240.75	1,473.28						
July payment	5,714.03								
principal/interest		4,253.29	1,460.74						
August payment	5,714.03								
principal/interest		4,265.86	1,448.17						
September payment	5,714.03								
principal/interest		4,278.48	1,435.55						
Total Payments Current Period									
Total Payments	68,568.36			39,998.21					
Principal		50,517.39		30,305.64					
Interest			18,050.97			9,692.57			
Balance Current Period									
	555,003.71			515,005.50					

County of Gillespie
 District Clerk Bond / Trust Recap
 October 2016 - September 2017
 Funds Managed by County Treasurer

Cause Description	Initial Investment	Prior Interest		Current Year Interest	Cause Description	Released	Current	Current	Current	Total
		Adjusted	TePool							
Sonstgard / Curtis	1,000.00				Sonstgard / Curtis	1,624.32	0.00	0.00	0.00	824.32
State v Montagnino	10,000.00				State v Montagnino	10,214.90	0.00	0.00	0.00	214.90
State v Chow	10,000.00				State v Chow	10,031.34	0.00	0.00	0.00	31.34
State v Loui	10,000.00				State v Loui	10,025.50	0.00	0.00	0.00	25.50
State v Duecker	20,000.00				State v Duecker	20,033.03	0.00	0.00	0.00	33.03
State v Duecker	20,000.00				State v Duecker	20,033.03	0.00	0.00	0.00	33.03
Wheatcraft v Meier	500.00				Wheatcraft v Meier	900.42	0.00	0.00	2.74	400.42
Munsell Meier v Robinson	1,000.00				Munsell Meier v Robinson	1,645.04	0.00	0.00	0.00	645.04
Pauls v Bird	500.00				Pauls v Bird	706.65	2.13	206.65		
Pruitt v Danes	1,000.00				Pruitt v Danes	1,145.36	0.00	0.00	0.00	145.36
Damron (Investment)	500.00				Damron (Investment)	524.86	0.00	0.00	0.00	24.86
Tin Star Ranch	500.00				Tin Star Ranch	536.33	0.00	0.00	0.00	36.33
Hearne & Phillips	100.00				Hearne & Phillips	123.63	0.38	23.63		
Hagard v Schroeder	500.00				Hagard v Schroeder	613.05	1.86	113.05		
Staats v Tomn	1,000.00				Staats v Tomn	1,017.65	0.00	0.00	0.00	17.65
Silver Deer v Senkbeil	100.00				Silver Deer v Senkbeil	121.32	0.37	21.32		
Ankem v Woods & Schmidt	1,000.00				Ankem v Woods & Schmidt	1,055.01	0.00	0.00	0.00	55.01
Sledge v Jones	1,000.00				Sledge v Jones	1,197.89	3.64	197.89		
Whitehead v Harfel	100.00				Whitehead v Harfel	119.63	0.36	19.63		
Ballard v Keidel	1,000.00				Ballard v Keidel	1,004.31	0.00	0.00	0.00	4.31
Parker/Roscoe L	23,800.00				Parker/Roscoe L	26,439.22	0.00	0.00	0.00	2,639.22
Harts v Fouton (dba Silver Deer)	1,000.00				Harts v Fouton (dba Silver Deer)	1,158.97	3.54	158.97		
Fonder v Salinas	200.00				Fonder v Salinas	226.87	0.66	26.87		
City of Fbg v Fenick	274,045.00				City of Fbg v Fenick	274,163.40	0.00	0.00	0.00	118.40
A J Waight v LCRA	250.00				A J Waight v LCRA	251.00	0.00	0.00	0.00	1.00
Jenschke v Friedrich	1,000.00				Jenschke v Friedrich	1,015.72	0.00	0.00	0.00	15.72
Quest Oil v Wallen and B&B Oil	1,000.00				Quest Oil v Wallen and B&B Oil	1,074.17	0.00	0.00	0.00	74.17
Comerstone v Parker	1,000.00				Comerstone v Parker	1,059.14	3.21	59.14		
Irwin vs Irwin	303,022.74				Irwin vs Irwin	306,333.35	0.00	0.00	0.00	3,310.61
Herb Venture v Varney	250.00				Herb Venture v Varney	255.02	0.77	5.62		
Dolezal vs Dolezal	1,000.00				Dolezal vs Dolezal	1,007.95	0.00	0.00	0.00	7.95

County of Gillespie
 District Clerk Bond / Trust Recap
 October 2016 - September 2017
 Funds Managed by County Treasurer

Cause Description	Cause No	Initial Investment Face Value	Prior Interest		Current Year Interest												Cause Description	Released Investments	Current Balances	Current Interest	Total Interest		
			Adjusted Interest	TexPool Interest	TexPool Account																		
					Oct.2016	Nov.2016	Dec.2016	Jan.2017	Feb.2017	Mar.2017	Apr.2017	May.2017	Jun.2017	Jul.2017	Aug.2017	Sep.2017							
Bredemus and J&B Cheese v Just	11877	1,000.00		12.71	0.34	0.33	0.39	0.46	0.43	0.54	0.59								Bredemus and J&B Cheese v Just		1,015.79	3.08	15.79
Prause & Thompson v Bierschwale	11897	100.00		1.21	0.03	0.03	0.04	0.05	0.04	0.05	0.06								Prause & Thompson v Bierschwale		101.51	0.30	1.51
Rutherford v Rather & Kamp	11904	100.00		1.21	0.03	0.03	0.04	0.05	0.04	0.05	0.06								Rutherford v Rather & Kamp		101.51	0.30	1.51
Querner v Lester	11928A	1,000.00		4.78	0.34	0.33	0.39	0.46	0.43	0.52	0.60								Querner v Lester		1,007.85	3.07	7.85
TexHillCo EmployeesC.U. vs Beckmann	12195	100.00		0.05	closed 01.19.2010														TexHillCo EmployeesC.U. vs Beckmann	100.05	0.00	0.00	0.05
Fulton v Coleman	12209	500.00		4.53	0.16	0.17	0.20	0.23	0.22	0.27	0.30								Fulton v Coleman		506.08	1.55	6.08
IBT Int v Grammer	12228	115,000.00		130.48	closed 06.2014														IBT Int v Grammer	115,130.48	0.00	0.00	130.48
Ferrell vs Hall, Executor Estate of Klein, Deceased	12369	500.00		0.60	closed 12.27.2010														Ferrell vs Hall, Executor Estate of Klein, Deceased	500.60	0.00	0.00	0.60
Baby vs Doggett	12603	400.00		0.35	closed 02.14.2012														Baby vs Doggett	400.35	0.00	0.00	0.35
Cover v Chase Bank	12964	100.00		0.41	0.03	0.03	0.04	0.05	0.04	0.05	0.06								Cover v Chase Bank		100.71	0.30	0.71
Balero v Federal Home Mortgage	13025	250.00		1.23	0.08	0.08	0.10	0.12	0.11	0.14	0.15								Balero v Federal Home Mortgage		252.01	0.78	2.01
LCRA vs TRT Ranch	13119	949,500.00		45.58	closed 09.10.2013														LCRA vs TRT Ranch	949,545.58	0.00	0.00	45.58
LCRA vs Oehler	13120	195,000.00		9.36	closed 09.10.2013														LCRA vs Oehler	195,009.36	0.00	0.00	9.36
LCRA vs Wahrmond	13121	177,000.00		8.49	closed 09.10.2013														LCRA vs Wahrmond	177,008.49	0.00	0.00	8.49
Collins, Estate of Smith v Bank of America	13203	500.00		2.34	0.16	0.16	0.20	0.23	0.22	0.27	0.29								Collins, Estate of Smith v Bank of America		503.87	1.53	3.87
Whatley, et al vs Live Springs, et al	13291	500.00		2.11	0.16	0.16	0.20	0.23	0.22	0.27	0.29								Whatley, et al vs Live Springs, et al		503.64	1.53	3.64
Bruce Kneese vs New York Life Insurance and Annuity Corp, et al	13320	951.17	opened 03.03.2014	0.30	closed 03.05.2015														Bruce Kneese vs New York Life Insurance and Annuity Corp, et al	951.47	0.00	0.00	0.30
Hampton vs Spornhauer	13343	2,000.00		8.46	0.66	0.66	0.77	0.92	0.87	1.06	1.18								Hampton vs Spornhauer		2,014.58	6.12	14.58
Kerville Professional Properties LTD ... vs Friendship Village Owner's Asn, Inc ...	13640		Clerk ... case settled ... awaiting court order to release ... 03.03.2014 ... LL																Kerville Professional Properties LTD ... vs Friendship Village Owner's Asn, Inc ...		0.00	0.00	0.00
In the Matter of the Marriage of Roxanne L Pennington & Gerard M Pennington and In the Interest of Sarah Pennington & Matthew Pennington, Children	13683	500.00	opened 03.03.2014	1.77	0.16	0.16	0.19	0.23	0.22	0.27	0.29								In the Matter of the Marriage of Roxanne L Pennington & Gerard M Pennington and In the Interest of Sarah Pennington & Matthew Pennington, Children		503.29	1.52	3.29
Berry vs Cardash	13859	500,984.49	opened 09.11.2014	159.13	closed 2015.08.11														Berry vs Cardash	501,143.62	0.00	0.00	159.13
Berry vs Cardash ... TRO	13859TRO	5,000.00	opened 09.11.2014	17.24	1.64	1.66	1.92	2.31	2.19	2.65	2.95								Berry vs Cardash ... TRO		5,032.56	15.32	32.56
Roscoe L Parker Guardianship	10522(a)	7,500.00		587.17	closed 07.12.2007														Roscoe L Parker Guardianship	8,087.17	0.00	0.00	587.17
State v Farmer	3870A	4,000.00		504.78	67.71	closed 05.2004transferred to District Clerk Acct 117													State v Farmer	4,572.49	0.00	0.00	572.49
State v Farmer	3870B	1,000.00		126.19	19.89	closed 05.2004transferred to District Clerk Acct 117													State v Farmer	1,146.08	0.00	0.00	146.08
Damron (trust)	8766(A)	26,278.61		92.83	closed 01.2005														Damron (trust)	26,371.44	0.00	0.00	92.83
Totals		2,676,132.01		2,308.07	8,978.56	5.91	5.91	6.98	8.30	7.82	9.54	10.62	0.00	0.00	0.00	0.00	0.00	0.00	Totals	2,669,344.93	18,128.79	55.08	11,341.71

County of Gillespie County Clerk Holding Account Recap October 2016 -September 2017 Funds Managed by County Treasurer

Cause	Investment Face Value	Current Year Interest TextPool Account												Released Investment	Current Balances	Total Interest FY2017	
		Prior Interest Adjusted	Oct.2016	Nov.2016	Dec.2016	Jan.2017	Feb.2017	Mar.2017	Apr.2017	May.2017	Jun.2017	Jul.2017	Aug.2017				Sep.2017
Cause 9145 Doyle/Michael J Guardianship additional funds added July 2013 of \$682.40 to original face of \$120,200.23 principal	120,200.23	692.23	39.29	39.58	46.98	55.33	51.91	63.99	70.96						0.00	121,260.50	368.04
Cause 8132 Roscoe L Parker	7,500.00	97.71	04-2008 account closed ... case transferred to District Court											7,597.71	0.00		
Cause 8321 David Eugene Reynolds	100,000.00	11,872.07	closed 07/14/2008											111,872.07	0.00		
Investment Totals	107,500.00	0.00	12,662.01	39.29	39.58	46.98	55.33	51.91	63.99	70.96	0.00	0.00	0.00	0.00	119,469.78	121,260.50	368.04

GILLESPIE COUNTY TEXAS

Investment Performance Summary
Certificate of Deposits

Financial Institution	FY2017												Year To Date		
	Oct	Nov	Dec	Jan	Feb	Mar	Apr	May	Jun	Jul	Aug	Sep			
Texas Regional Bank eff 03.2017 formerly Blanco National Bank													Texas Regional Bank eff 03.2017 formerly Blanco National Bank		
Certificate of Deposits ... held at face value													Certificate of Deposits ... held at face value		
Amount of Investment	2,400,000	2,400,000	2,400,000	2,400,000	2,400,000	2,400,000	2,400,000	2,400,000	2,400,000	2,400,000	2,400,000	2,400,000	2,400,000	2,400,000	Average Investment
Average Interest Rate	0.4500	0.4500	0.4500	0.4500	0.4500	0.4500	0.4500	0.5125						0.4589	Average Interest Rate
Earned Interest	887.76	917.28	887.76	917.28	912.34	833.42	917.28							6,273.12	Earned Interest
Security State Bank & Trust													Security State Bank & Trust		
Certificate of Deposits ... held at face value													Certificate of Deposits ... held at face value		
Amount of Investment	2,650,000	2,650,000	2,650,000	2,150,000	2,150,000	2,150,000	2,150,000	2,150,000	2,150,000	2,150,000	2,150,000	2,150,000	2,150,000	2,364,286	Average Investment
Average Interest Rate	0.3667	0.3667	0.3667	0.3688	0.3813	0.3813	0.3938							0.3750	Average Interest Rate
Earned Interest	782.91	834.46	807.57	834.46	684.74	628.24	704.92							5,277.30	Earned Interest

Financial Institution	FY2016												Year To Date			
	Oct	Nov	Dec	Jan	Feb	Mar	Apr	May	Jun	Jul	Aug	Sep				
Blanco National Bank													Blanco National Bank			
Certificate of Deposits ... held at face value													Certificate of Deposits ... held at face value			
Amount of Investment	2,400,000	2,400,000	2,400,000	2,400,000	2,400,000	2,400,000	2,400,000	2,400,000	2,400,000	2,400,000	2,400,000	2,400,000	2,400,000	2,400,000	Average Investment	
Average Interest Rate	0.4500	0.4500	0.4500	0.4500	0.4500	0.4500	0.4500	0.4500	0.4500	0.4500	0.4500	0.4500	0.4500	0.4500	0.4500	Average Interest Rate
Earned Interest	887.76	917.28	887.76	917.28	914.82	860.48	917.28	887.76	917.28	890.22	917.28	917.28	917.28	10,832.48	Earned Interest	
Security State Bank & Trust													Security State Bank & Trust			
Certificate of Deposits ... held at face value													Certificate of Deposits ... held at face value			
Amount of Investment	2,650,000	2,650,000	2,650,000	2,650,000	2,650,000	2,650,000	2,650,000	2,650,000	2,650,000	2,650,000	2,650,000	2,650,000	2,650,000	2,650,000	Average Investment	
Average Interest Rate	0.3500	0.3500	0.3500	0.3500	0.3500	0.3500	0.3500	0.3500	0.3500	0.3500	0.3556	0.3556	0.3556	0.3514	Average Interest Rate	
Earned Interest	762.36	787.76	762.36	787.76	787.76	736.92	787.76	762.36	787.76	762.36	808.99	808.99	808.99	9,343.14	Earned Interest	

Financial Institution	FY2015												Year To Date			
	Oct	Nov	Dec	Jan	Feb	Mar	Apr	May	Jun	Jul	Aug	Sep				
Blanco National Bank													Blanco National Bank			
Certificate of Deposits ... held at face value													Certificate of Deposits ... held at face value			
Amount of Investment	2,400,000	2,400,000	2,400,000	2,400,000	2,400,000	2,400,000	2,400,000	2,400,000	2,400,000	2,400,000	2,400,000	2,400,000	2,400,000	2,400,000	Average Investment	
Average Interest Rate	0.4500	0.4500	0.4500	0.4500	0.4500	0.4500	0.4500	0.4500	0.4500	0.4500	0.4500	0.4500	0.4500	0.4500	0.4500	Average Interest Rate
Earned Interest	887.76	917.28	887.76	917.28	912.34	833.42	916.05	890.22	917.28	887.76	917.28	917.28	917.28	10,801.71	Earned Interest	
Security State Bank & Trust													Security State Bank & Trust			
Certificate of Deposits ... held at face value													Certificate of Deposits ... held at face value			
Amount of Investment	2,650,000	2,650,000	2,650,000	2,650,000	2,650,000	2,650,000	2,650,000	2,650,000	2,650,000	2,650,000	2,650,000	2,650,000	2,650,000	2,650,000	Average Investment	
Average Interest Rate	0.3500	0.3500	0.3500	0.3500	0.3500	0.3500	0.3500	0.3500	0.3500	0.3500	0.3500	0.3500	0.3500	0.3500	0.3500	Average Interest Rate
Earned Interest	762.36	787.63	762.36	787.63	786.80	712.48	787.76	762.36	787.76	762.36	787.76	787.76	787.76	9,275.02	Earned Interest	

Financial Institution	FY2014												Year To Date		
	Oct	Nov	Dec	Jan	Feb	Mar	Apr	May	Jun	Jul	Aug	Sep			
Blanco National Bank													Blanco National Bank		
Certificate of Deposits ... held at face value													Certificate of Deposits ... held at face value		
Amount of Investment	2,400,000	2,400,000	2,400,000	2,400,000	2,400,000	2,400,000	2,400,000	2,400,000	2,400,000	2,400,000	2,400,000	2,400,000	2,400,000	2,400,000	Average Investment
Average Interest Rate	0.5333	0.5167	0.5042	0.4917	0.4875	0.4792	0.4583	0.4500	0.4500	0.4500	0.4500	0.4500	0.4500	0.4767	Average Interest Rate
Earned Interest	1,076.62	1,095.57	1,019.12	1,036.14	1,005.73	910.12	985.20	912.39	925.77	887.76	917.28	917.28	917.28	11,688.98	Earned Interest
Security State Bank & Trust													Security State Bank & Trust		
Certificate of Deposits ... held at face value													Certificate of Deposits ... held at face value		
Amount of Investment	2,650,000	2,650,000	2,650,000	2,650,000	2,650,000	2,650,000	2,650,000	2,650,000	2,650,000	2,650,000	2,650,000	2,650,000	2,650,000	2,650,000	Average Investment
Average Interest Rate	0.3889	0.3889	0.3889	0.3833	0.3722	0.3667	0.3611	0.3556	0.3556	0.3500	0.3500	0.3500	0.3500	0.3676	Average Interest Rate
Earned Interest	871.27	874.78	846.61	874.78	852.59	764.27	834.46	792.22	808.99	782.91	787.76	787.76	787.76	9,878.40	Earned Interest

GILLESPIE COUNTY TEXAS

Investment Performance Summary
Certificate of Deposits

Financial Institution	Oct	Nov	Dec	Jan	Feb	Mar	Apr	May	Jun	Jul	Aug	Sep	Year To Date
FY2013													
Blanco National Bank													
Certificate of Deposits ... held at face value	2,400,000	2,400,000	2,400,000	2,400,000	2,400,000	2,400,000	2,400,000	2,400,000	2,400,000	2,400,000	2,400,000	2,400,000	2,400,000
Amount of Investment	0.6500	0.6458	0.6375	0.6250	0.6208	0.6125	0.6125	0.5833	0.5708	0.5593	0.5500	0.5471	0.5471
Average Interest Rate	1,282.08	1,324.80	1,273.86	1,299.33	1,267.84	1,148.97	1,246.39	1,167.00	1,188.96	1,125.91	1,146.51	1,129.53	1,129.53
Earned Interest	Security State Bank & Trust												
Certificate of Deposits ... held at face value	2,650,000	2,650,000	2,650,000	2,650,000	2,650,000	2,650,000	2,650,000	2,650,000	2,650,000	2,650,000	2,650,000	2,650,000	2,650,000
Amount of Investment	0.4778	0.4778	0.4778	0.4667	0.4444	0.4333	0.4333	0.4111	0.4111	0.4000	0.4000	0.4000	0.4000
Average Interest Rate	1,039.06	1,074.40	1,039.75	1,074.40	1,030.84	917.83	993.69	920.58	942.72	912.36	900.25	900.25	900.25
Earned Interest	Security State Bank & Trust												
Certificate of Deposits ... held at face value	2,650,000	2,650,000	2,650,000	2,650,000	2,650,000	2,650,000	2,650,000	2,650,000	2,650,000	2,650,000	2,650,000	2,650,000	2,650,000
Amount of Investment	0.5972	0.5972	0.5972	0.5889	0.5556	0.5222	0.5222	0.5222	0.5222	0.5000	0.5000	0.5000	0.5000
Average Interest Rate	1,800.00	1,605.23	1,553.43	1,605.23	1,477.83	1,334.81	1,363.18	1,195.90	1,210.30	1,171.25	1,125.37	1,125.37	1,125.37
Earned Interest	Security State Bank & Trust												

Financial Institution	Oct	Nov	Dec	Jan	Feb	Mar	Apr	May	Jun	Jul	Aug	Sep	Year To Date
FY2012													
Blanco National Bank													
Certificate of Deposits ... held at face value	2,400,000	2,400,000	2,400,000	2,400,000	2,400,000	2,400,000	2,400,000	2,400,000	2,400,000	2,400,000	2,400,000	2,400,000	2,400,000
Amount of Investment	0.8458	0.8083	0.7933	0.7458	0.7333	0.7167	0.6750	0.6583	0.6500	0.6500	0.6500	0.6500	0.6500
Average Interest Rate	1,693.08	1,724.02	1,598.55	1,596.62	1,516.62	1,401.92	1,460.72	1,331.40	1,341.79	1,282.08	1,324.80	1,324.80	1,324.80
Earned Interest	Security State Bank & Trust												
Certificate of Deposits ... held at face value	2,650,000	2,650,000	2,650,000	2,650,000	2,650,000	2,650,000	2,650,000	2,650,000	2,650,000	2,650,000	2,650,000	2,650,000	2,650,000
Amount of Investment	0.7222	0.7222	0.7222	0.6889	0.6222	0.5889	0.5556	0.5222	0.5222	0.5000	0.5000	0.5000	0.5000
Average Interest Rate	1,800.00	1,605.23	1,553.43	1,605.23	1,477.83	1,334.81	1,363.18	1,195.90	1,210.30	1,171.25	1,125.37	1,125.37	1,125.37
Earned Interest	Security State Bank & Trust												

Financial Institution	Oct	Nov	Dec	Jan	Feb	Mar	Apr	May	Jun	Jul	Aug	Sep	Year To Date
FY2011													
Blanco National Bank													
Certificate of Deposits ... held at face value	2,400,000	2,400,000	2,400,000	2,400,000	2,400,000	2,400,000	2,400,000	2,400,000	2,400,000	2,400,000	2,400,000	2,400,000	2,400,000
Amount of Investment	1.4625	1.3292	1.2542	1.1938	1.1771	1.1354	1.0313	0.9896	0.9396	0.9104	0.8913	0.8583	0.8583
Average Interest Rate	2,979.48	2,981.13	2,621.94	2,556.45	2,422.88	2,185.34	2,312.03	2,034.21	2,017.07	1,853.37	1,855.68	1,796.22	1,796.22
Earned Interest	Security State Bank & Trust												
Certificate of Deposits ... held at face value	2,650,000	2,650,000	2,650,000	2,650,000	2,650,000	2,650,000	2,650,000	2,650,000	2,650,000	2,650,000	2,650,000	2,650,000	2,650,000
Amount of Investment	1.1333	1.1333	1.1333	1.1000	1.0222	0.9833	0.9333	0.8833	0.8833	0.8333	0.8333	0.8333	0.8333
Average Interest Rate	2,447.26	2,541.58	2,459.59	2,541.58	2,411.45	2,129.59	2,280.43	2,021.92	2,051.12	1,984.93	1,860.02	1,860.02	1,860.02
Earned Interest	Security State Bank & Trust												

Financial Institution	Oct	Nov	Dec	Jan	Feb	Mar	Apr	May	Jun	Jul	Aug	Sep	Year To Date
FY2010													
Blanco National Bank													
Certificate of Deposits ... held at face value	2,200,000	2,200,000	2,200,000	2,200,000	2,200,000	2,200,000	2,200,000	2,200,000	2,200,000	2,200,000	2,200,000	2,200,000	2,200,000
Amount of Investment	2.5886	2.4409	2.3500	2.1795	2.1277	2.0091	1.8083	1.7250	1.6208	1.5792	1.5479	1.5104	1.5104
Average Interest Rate	4,775.37	4,836.85	4,413.71	4,390.95	4,057.67	3,597.30	3,753.99	3,567.14	3,516.20	3,197.28	3,216.95	3,155.25	3,155.25
Earned Interest	Security State Bank & Trust												
Certificate of Deposits ... held at face value	400,000	400,000	400,000	400,000	400,000	400,000	400,000	400,000	400,000	400,000	400,000	400,000	400,000
Amount of Investment	1.5750	1.5750	1.5750	1.5750	1.2750	1.2500	1.1333	1.0833	1.0833	1.1389	1.1389	1.1389	1.1389
Average Interest Rate	673.99	535.06	517.82	535.06	532.05	394.25	677.32	2,441.10	2,193.21	2,202.74	2,528.82	2,528.82	2,528.82
Earned Interest	Security State Bank & Trust												

Financial Institution	Oct	Nov	Dec	Jan	Feb	Mar	Apr	May	Jun	Jul	Aug	Sep	Year To Date
FY2009													
Blanco National Bank													
Certificate of Deposits ... held at face value	1,700,000	1,700,000	1,700,000	1,700,000	1,700,000	1,700,000	1,700,000	1,700,000	1,700,000	1,700,000	1,700,000	1,700,000	1,700,000
Amount of Investment	4.0412	3.6618	3.5353	3.2294	3.1500	3.0147	2.8682	2.7684	2.7684	2.7455	2.6932	2.6409	2.6409
Average Interest Rate	5,810.95	5,834.80	5,116.43	5,104.40	4,634.27	4,136.41	4,352.75	5,365.78	5,206.30	5,038.38	5,129.86	5,032.19	5,032.19
Earned Interest	Security State Bank & Trust												
Certificate of Deposits ... held at face value	900,000	900,000	900,000	900,000	900,000	900,000	900,000	900,000	900,000	900,000	900,000	900,000	900,000
Amount of Investment	3.0300	3.0300	3.0300	3.0300	2.4300	2.2875	2.0510	752.07	696.44	673.99	696.44	696.44	696.44
Average Interest Rate	1,984.94	2,305.90	2,231.52	2,305.90	2,297.68	1,850.84	1,850.84	1,850.84	1,850.84	1,850.84	1,850.84	1,850.84	1,850.84
Earned Interest	Security State Bank & Trust												

GILLESPIE COUNTY TEXAS

Investment Performance Summary
Certificate of Deposits

Financial Institution	FY2008													
	Oct	Nov	Dec	Jan	Feb	Mar	Apr	May	Jun	Jul	Aug	Sep	Year To Date	
Blanco National Bank														
Certificate of Deposits ... held at face value	1,600,000	1,600,000	1,600,000	1,600,000	1,600,000	1,700,000	1,700,000	1,700,000	1,700,000	1,700,000	1,700,000	1,700,000	1,700,000	1,700,000
Amount of Investment	5,553	5,487	5,465	5,233	5,129	4,932	4,826	4,559	4,559	4,423	4,291	4,158	4,836	Average Investment
Average Interest Rate	7,331.57	7,546.16	7,216.49	7,427.24	7,085.44	6,534.39	7,129.97	6,735.65	6,577.93	6,385.77	6,386.84	6,195.75	82,533.20	Earned Interest
Security State Bank & Trust														
Certificate of Deposits ... held at face value	300,000	300,000	800,000	800,000	800,000	300,000	800,000	800,000	800,000	800,000	800,000	800,000	800,000	800,000
Amount of Investment	5,448	5,448	5,083	4,628	3,443	3,923	3,693	3,037	3,037	3,037	3,037	3,037	3,037	Average Investment
Average Interest Rate	1,343.43	1,389.20	1,343.43	3,288.46	3,050.05	2,293.02	1,000.92	2,201.52	2,051.10	1,984.94	2,051.10	2,051.10	2,051.10	Earned Interest
Earned Interest														

Financial Institution	FY2007													
	Oct	Nov	Dec	Jan	Feb	Mar	Apr	May	Jun	Jul	Aug	Sep	Year To Date	
Blanco National Bank														
Certificate of Deposits ... held at face value	1,300,000	1,400,000	1,400,000	1,600,000	1,600,000	1,600,000	1,600,000	1,600,000	1,600,000	1,600,000	1,600,000	1,600,000	1,600,000	
Amount of Investment	5,161	5,143	5,307	5,463	5,500	5,533	5,563	5,565	5,585	5,587	5,581	5,575	5,482	Average Investment
Average Interest Rate	5,404.13	5,998.91	6,115.12	6,382.63	7,352.09	6,813.15	7,516.46	7,306.91	7,592.89	7,348.01	7,592.89	7,584.39	82,707.58	Earned Interest
Security State Bank & Trust														
Certificate of Deposits ... held at face value	200,000	200,000	200,000	200,000	300,000	300,000	300,000	300,000	300,000	300,000	300,000	300,000	300,000	
Amount of Investment	837.54	865.46	837.54	865.46	865.46	865.46	865.46	865.46	865.46	865.46	865.46	865.46	865.46	Average Investment
Average Interest Rate	837.54	865.46	837.54	865.46	865.46	865.46	865.46	865.46	865.46	865.46	865.46	865.46	865.46	Earned Interest
Earned Interest														

Financial Institution	FY2006													
	Oct	Nov	Dec	Jan	Feb	Mar	Apr	May	Jun	Jul	Aug	Sep	Year To Date	
Blanco National Bank														
Certificate of Deposits ... held at face value	1,200,000	1,200,000	1,200,000	1,200,000	1,200,000	1,200,000	1,300,000	1,300,000	1,300,000	1,300,000	1,300,000	1,300,000	1,300,000	
Amount of Investment	3,093	3,276	3,658	4,012	4,188	4,329	4,385	4,673	4,673	4,808	4,935	5,060	4,251	Average Investment
Average Interest Rate	3,050.96	3,339.50	3,556.44	3,883.06	4,091.15	3,848.66	4,412.19	4,689.04	4,728.43	4,993.12	5,308.21	5,455.61	51,354.37	Earned Interest
Security State Bank & Trust														
Certificate of Deposits ... held at face value	100,000	100,000	100,000	100,000	100,000	100,000	100,000	200,000	200,000	200,000	200,000	200,000	200,000	
Amount of Investment	3,000	3,000	3,000	3,000	3,000	3,000	3,000	3,000	3,000	3,000	3,000	3,000	3,000	Average Investment
Average Interest Rate	246.58	254.80	246.58	254.80	254.80	254.80	254.80	254.80	254.80	254.80	254.80	254.80	254.80	Earned Interest
Earned Interest														

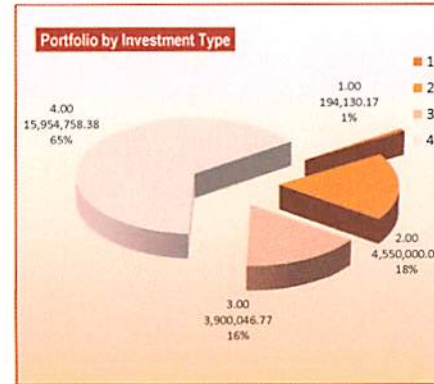
Financial Institution	FY2005													
	Oct	Nov	Dec	Jan	Feb	Mar	Apr	May	Jun	Jul	Aug	Sep	Year To Date	
Blanco National Bank														
Certificate of Deposits ... held at face value	1,200,000	1,200,000	1,200,000	1,200,000	1,200,000	1,200,000	1,200,000	1,200,000	1,200,000	1,200,000	1,200,000	1,200,000	1,200,000	
Amount of Investment	1,847	1,860	1,808	1,808	2,058	2,158	2,274	2,274	2,548	2,657	2,817	2,927	2,282	Average Investment
Average Interest Rate	1,814.02	1,895.70	1,855.10	1,916.93	2,095.26	1,984.55	2,288.18	2,243.02	2,583.80	2,828.85	2,855.39	2,985.78	25,049.33	Earned Interest
Security State Bank & Trust														
Certificate of Deposits ... held at face value	100,000	100,000	100,000	100,000	100,000	100,000	100,000	100,000	100,000	100,000	100,000	100,000	100,000	
Amount of Investment	3,000	3,000	3,000	3,000	3,000	3,000	3,000	3,000	3,000	3,000	3,000	3,000	3,000	Average Investment
Average Interest Rate	246.58	254.80	246.58	254.80	254.80	254.80	254.80	254.80	254.80	254.80	254.80	254.80	254.80	Earned Interest
Earned Interest														

GILLESPIE COUNTY, TEXAS

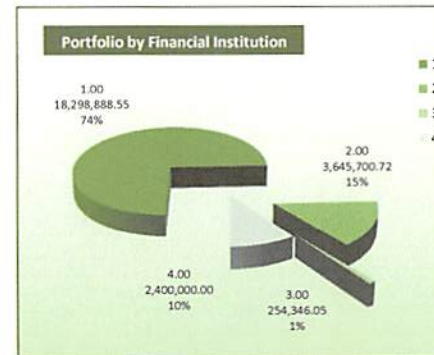
Portfolio Asset Summary By Investment Type

As of April 30, 2017
Of Funds Managed By County Treasurer Office

Financial Institution Account / Investment Type	Cash Balances As Of April 30, 2017		
Security State Bank & Trust County Depository			
Checking Accounts			
General ... multi-fund account	1.03		
COB 2001, GOB Series 2010 ... Interest & Sinking	1.00		
County Attorney Hot Check Fund	10,676.75		
Appellate Judicial ... CLOSED	0.00		
Justice of Peace No 1	44,101.93		
Justice of Peace No 2	15,344.83		
County Clerk Operating	58,814.67		
District Clerk Operating	65,187.96		
GOB Series 2013 ... Jail Project	1.00		
GOB Series 2013 ... Interest & Sinking	1.00	194,130.17	
Sweep Accounts			
General ... multi-fund account	15,628,335.99		
GOB Series 2013 ... Jail Project	37,182.20		
COB 2001, GOB Series 2010 ... Interest & Sinking	29,022.80		
GOB Series 2013 ... Interest & Sinking	260,217.39	15,954,758.38	
Certificate of Deposit .. General Fund (10.)			
paid monthly ... maturity 02.11.2018	100,000.00		
paid monthly ... maturity 05.02.2017	100,000.00		
paid monthly ... maturity 02.28.2018	100,000.00		
paid monthly ... maturity 10.29.2017	100,000.00		
paid monthly ... maturity 03.04.2018	250,000.00		
paid monthly ... maturity 04.01.2018	500,000.00		
paid monthly ... maturity 07.01.2017	500,000.00		
paid monthly ... maturity 10.01.2017	500,000.00		
CD Closed	0.00	2,150,000.00	18,298,888.55
TexPool Investment Service for Public Funds			
Investment Pool			
General ... multi-fund account	3,505,596.63		
Interest & Sinking	714.80		
District Clerk Holding In Trust	18,128.79		
County Clerk Holding In Trust	121,260.50		
GOB Series 2013 ... Jail Project	0.00	3,645,700.72	3,645,700.72



Portfolio by Investment Type As of April 30, 2017		
194,130.17	Checking Accounts	
4,550,000.00	Certificates of Deposit	
3,900,046.77	Investment Pools	Investment Service for Public Funds
<u>15,954,758.38</u>	Sweep Accounts	
24,598,935.32	Total	



Portfolio by Financial Institution As of April 30, 2017		
18,298,888.55	Security State Bank & Trust	
3,645,700.72	TexPool	
254,346.05	Texas Class	
<u>2,400,000.00</u>	Texas Regional Bank	
24,598,935.32	Total	

GILLESPIE COUNTY, TEXAS
Portfolio Asset Summary By Investment Type
As of April 30, 2017
Of Funds Managed By County Treasurer Office

Texas Class Investment Service for Public Funds	Financial Institution Account / Investment Type	Cash Balances As Of April 30, 2017
Investment Pool		
GOB Series 2013 ... Jail Project		254,346.05
		254,346.05
		254,346.05
Texas Regional Bank effective 2017-03... formerly Blanco National Bank		
Certificate of Deposit .. General Fund (10.)		
paid monthly .. maturity 11.07.2017		100,000.00
paid monthly .. maturity 02.11.2018		100,000.00
paid monthly .. maturity 01.02.2018		100,000.00
paid monthly .. maturity 07.19.2017		100,000.00
paid monthly .. maturity 03.07.2018		100,000.00
paid monthly .. maturity 09.07.2017		100,000.00
paid monthly .. maturity 10.07.2017		100,000.00
paid monthly .. maturity 05.28.2017		100,000.00
paid monthly .. maturity 08.02.2017		100,000.00
paid monthly .. maturity 11.02.2017		100,000.00
paid monthly .. maturity 12.02.2017		100,000.00
paid monthly .. maturity 04.18.2018		100,000.00
paid monthly .. maturity 11.22.2017		100,000.00
paid monthly .. maturity 01.30.2018		100,000.00
paid monthly .. maturity 01.30.2018		100,000.00
paid monthly .. maturity 03.05.2018		100,000.00
paid monthly .. maturity 04.01.2018		100,000.00
paid monthly .. maturity 12.01.2017		100,000.00
paid monthly .. maturity 04.01.2018		100,000.00
paid monthly .. maturity 04.01.2018		100,000.00
paid monthly .. maturity 04.15.2018		100,000.00
paid monthly .. maturity 06.01.2017		100,000.00
paid monthly .. maturity 06.15.2017		100,000.00
	Total	2,400,000.00
		24,598,935.32

GILLESPIE COUNTY, TEXAS

Portfolio Asset Summary vs. Security Holdings
As of April 30, 2017

For Funds Held by the County Treasurer and All Fee Offices

Financial Institution Account / Investment Type	Cash Balances as of April 30, 2017		Financial Institution Pledge / Security Holdings
Security State Bank & Trust County Depository	Account Balances		Pledge / Security Holdings
County Treasurer Managed Accounts			
Checking Accounts			
General Checking ... multi-fund account	1.03		
COB Series 2001, GORefunding 2010 ... Interest & Sinking	1.00		
County Attorney Hot Check Fund	10,676.75		
Appellate Judicial ... CLOSED			
Justice of Peace No 1	44,101.93		
Justice of Peace No 2	15,344.83		
County Clerk Operating	58,814.67		
District Clerk Operating	65,187.96		
GOB Series 2013 ... Jail Project	1.00		
GOB Series 2013 ... Interest & Sinking	1.00	194,130.17	
Sweep Accounts			
General ... multi-fund account	15,628,335.99		
GOB Series 2013 ... Jail Project	37,182.20		
COB Series 2001, GORefunding 2010 ... Interest & Sinking	29,022.80		
GOB Series 2013 ... Interest & Sinking	260,217.39	15,954,758.38	
County Treasurer Managed Investments			
Certificates of Deposit .. General Fund (10.)			
paid monthly .. maturity 02.11.2018	100,000.00		
paid monthly .. maturity 05.02.2017	100,000.00		
paid monthly .. maturity 02.28.2018	100,000.00		
paid monthly .. maturity 10.29.2017	100,000.00		
paid monthly .. maturity 03.04.2018	250,000.00		
paid monthly .. maturity 04.01.2018	500,000.00		
paid monthly .. maturity 07.01.2017	500,000.00		
paid monthly .. maturity 10.01.2017	500,000.00		
CD Closed	0.00	2,150,000.00	

GILLESPIE COUNTY, TEXAS

Portfolio Asset Summary vs. Security Holdings
 As of April 30, 2017

For Funds Held by the County Treasurer and All Fee Offices

Financial Institution Account / Investment Type	Cash Balances as of April 30, 2017		Financial Institution Pledge / Security Holdings
Security State Bank & Trust County Depository	Account Balances		Pledge / Security Holdings
Tax Assessor-Collector Managed Accounts ... new accounts effective 01.01.2017			
Checking Accounts			
TA-C Operating Account	14,611.06		
TxP&WL	5,202.02		
MVD	179,224.91		
MVD Sales Tax	120,473.84		
MVD Title	2,559.15		
Road & Bridge Fee	<u>4,254.69</u>	<u>326,325.67</u>	
Tax Assessor-Collector Managed Accounts ... old accounts			
Checking Accounts			
TA-C Operating Account	23,595.97		
TxP&WL	551.23		
MVD	0.00		
MVD Sales Tax	862.90		
City of Fredericksburg Ad Valorem	88.95		
MVD Title	0.00		
Road & Bridge Fee	6,090.09		
Fredericksburg ISD Ad Valorem	7,590.13		
Escrow (Ad Valorem Property)	33.84		
VIT (Vehicle Inventory Tax) Escrow	1,571.44		
Harper ISD Ad Valorem	15.73		
Gillespie County WCID Ad Valorem	0.05		
Doss CCSD Ad Valorem	0.00		
Stonewall WCID Ad Valorem	0.00		
Hill Country Underground WCD Ad Valorem	0.00		
Gillespie County Ad Valorem	<u>104.93</u>	<u>40,505.26</u>	
TAC Total	366,830.93		

GILLESPIE COUNTY, TEXAS

Portfolio Asset Summary vs. Security Holdings
As of April 30, 2017

For Funds Held by the County Treasurer and All Fee Offices

Financial Institution Account / Investment Type	Cash Balances as of April 30, 2017	Financial Institution Pledge / Security Holdings
	Account Balances	Pledge / Security Holdings
Security State Bank & Trust County Depository		
County Clerk Managed Account		
Checking Account		
County Clerk Escrow	46,823.48	46,823.48
Sheriff Managed Account		
Checking Account		
Sheriff Bail Bond Account	62,256.00	
Sheriff Inmate	10,307.85	
Sheriff Commissary	10,042.87	82,606.72
District Clerk Managed Account		
Checking Account		
District Clerk Trust	52,970.25	52,970.25
	18,848,119.93	23,574,301.52
		22,058,946.61
		22,780,903.31
		23,074,301.52
		250,000.00
		250,000.00

GILLESPIE COUNTY, TEXAS

Portfolio Asset Summary vs. Security Holdings
As of April 30, 2017

For Funds Held by the County Treasurer and All Fee Offices

Financial Institution Account / Investment Type	Cash Balances as of April 30, 2017	Financial Institution Pledge / Security Holdings
TexPool		
Investment Service for Public Funds		
County Treasurer Managed Investments		
Investment Pool Accounts		
General ... multi-fund account Interest & Sinking - COB Series 2001/GOB Series 2010	3,505,596.63 714.80	
District Clerk Holding	18,128.79	
County Clerk Holding	121,250.50	
GOB Series 2013 ... Jail Project	0.00	
	3,645,700.72	3,645,700.72
Net Asset Value ... TexPool seeks to maintain a net asset value of \$1.00 (+/- 0.005 allowable) and is designed to be used for investments of funds which may be needed at any time. April 30, 2017, net asset value 1.00006		
Texas Class		
Investment Service for Public Funds		
County Treasurer Managed Investments		
Investment Pool Account		
GOB Series 2013 ... Jail Project	254,346.05	254,346.05
	254,346.05	254,346.05
Net Asset Value ... Texas Class seeks to maintain a net asset value of \$1.00 (+/- 0.005 allowable) and is designed to be used for investments of funds which may be needed at any time. April 30, 2017, net asset value 1.00		

GILLESPIE COUNTY, TEXAS

Portfolio Asset Summary vs. Security Holdings
As of April 30, 2017

For Funds Held by the County Treasurer and All Fee Offices

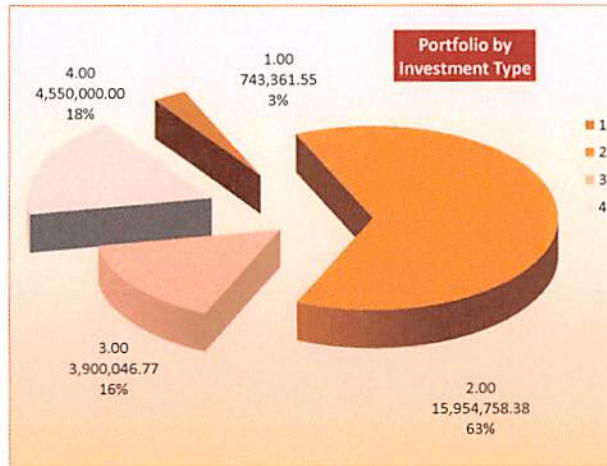
Financial Institution Account / Investment Type	Cash Balances as of April 30, 2017	Financial Institution Pledge / Security Holdings
Texas Regional Bank		
County Treasurer Managed Investments		
Certificates of Deposit .. General Fund (10.)		
paid monthly .. maturity 11.07.2017	100,000.00	
paid monthly .. maturity 02.11.2018	100,000.00	
paid monthly .. maturity 01.02.2018	100,000.00	
paid monthly .. maturity 07.19.2017	100,000.00	
paid monthly .. maturity 03.07.2018	100,000.00	
paid monthly .. maturity 09.07.2017	100,000.00	
paid monthly .. maturity 10.07.2017	100,000.00	
paid monthly .. maturity 05.28.2017	100,000.00	
paid monthly .. maturity 05.28.2017	100,000.00	
paid monthly .. maturity 08.02.2017	100,000.00	
paid monthly .. maturity 11.02.2017	100,000.00	
paid monthly .. maturity 12.02.2017	100,000.00	
paid monthly .. maturity 04.18.2018	100,000.00	
paid monthly .. maturity 11.22.2017	100,000.00	
paid monthly .. maturity 01.30.2018	100,000.00	
paid monthly .. maturity 01.30.2018	100,000.00	
paid monthly .. maturity 03.05.2018	100,000.00	
paid monthly .. maturity 04.01.2018	100,000.00	
paid monthly .. maturity 12.01.2017	100,000.00	
paid monthly .. maturity 04.01.2018	100,000.00	
paid monthly .. maturity 04.01.2018	100,000.00	
paid monthly .. maturity 04.15.2018	100,000.00	
paid monthly .. maturity 06.01.2017	100,000.00	
paid monthly .. maturity 06.15.2017	100,000.00	
	2,400,000.00	2,400,000.00
		2,919,904.28
		3,595,000.00 TRB Pledged Securities, original face
		2,535,609.12 TRB Pledged Securities, par
		2,703,967.92 TRB Pledged Securities, book value
		2,669,904.28 TRB Pledged Securities, market value
		250,000.00 FDIC Coverage @ BNB

GILLESPIE COUNTY, TEXAS

Portfolio Asset Summary vs. Security Holdings
As of April 30, 2017

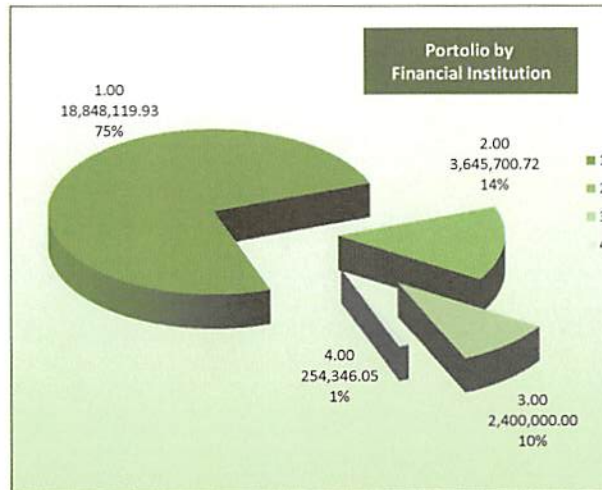
For Funds Held by the County Treasurer and All Fee Offices

Financial Institution Account / Investment Type	Cash Balances as of April 30, 2017	Financial Institution Pledge / Security Holdings
Total Assets	As Of April 30, 2017 25,148,166.70	As Of April 30, 2017 30,394,252.57



Portfolio by Investment Type
As of April 30, 2017

1	743,361.55	Checking Accounts
2	15,954,758.38	Sweep Accounts
3	3,900,046.77	Investment Pools <small>Investment Service for Public Funds</small>
4	4,550,000.00	Certificates of Deposit
25,148,166.70		Total



Portfolio by Financial Institution
As of April 30, 2017

1	18,848,119.93	Security State Bank & Trust
2	3,645,700.72	TexPool
3	2,400,000.00	Texas Regional Bank
4	254,346.05	Texas Class
25,148,166.70		Total

GILLESPIE COUNTY, TEXAS

Portfolio Asset Summary vs. Security Holdings
As of April 30, 2017

For Funds Held by the County Treasurer and All Fee Offices

Financial Institution Account / Investment Type	Cash Balances as of April 30, 2017	Financial Institution Pledge / Security Holdings
--	---------------------------------------	---

Deposit and Investment Risk Disclosure
<p>General Statement ... The County's approach to investments of county funds. Investment strategies are built on cash flow versus fund name. County funds are predominantly invested in certificates of deposit and Investment Pools ... investment service(s) for public funds.</p> <p>Depository interest-bearing checking accounts are used more as clearing accounts than a type of investment.</p> <p>Sweep accounts ... the General Checking Account (multi-fund account) ... interest-bearing, with a one dollar (\$1.00) threshold ... is attached to a sweep account with a \$25,000.00 required minimum balance. This holds the same for the GOB Series 2013 Project Account ... it is interest-bearing, with a one dollar (\$1.00) threshold ... and is attached to a sweep account with a \$25,000.00 required minimum balance. The same for COB2001/Ref2010 I&S and GOB2013 I&S.</p> <p>Custodial Risk .. All deposits/investments with any banking institution are collateralized over 100%, all collateral (exclusive FDIC coverage) is placed with a third party that is not a depository of the County, and collateral is pledged to Gillespie County.</p> <p>Interest Rate Risk .. The County does not have a formal investment policy that limits investment maturities as a means of managing its exposure to fair value losses arising from changing interest rates.</p> <p>At April 30, 2017, the County had no investments other than those in an investment pool that would be effected.</p> <p>Certificates of Deposit are normally held at one year maturities and maturity dates are staggered.</p> <p>Occasionally CD's are originally invested for periods of less or over a year to optimize a staggered portfolio.</p> <p>CD's are held at face values with interests paid to the County monthly.</p> <p>Credit Risk .. At April 30, 2017, the County has no investments in commercial paper, corporate bonds, mutual funds.</p> <p>At April 30, 2017, TexPool was rated AAAm by Standard & Poor's.</p> <p>At April 30, 2017, Texas Class was rated AAAa by Standard & Poor's.</p> <p>Concentration of Credit Risk .. The County does not place any limit on the amount the County may invest with any type of investment or issuer. However, the County endeavors to diversify and monitors any concerns of concentrations with any one issuer or investment type</p> <p>At April 30, 2017, the County had its assets/investments invested by investment type</p> <ul style="list-style-type: none"> 15.5083 % in investment pools 18.0928 % in certificate of deposit(s) 2.9559 % in checking, money market, passbook accounts 63.4430 % in sweep accounts which are tied to the overnight bank lending rate <p>At April 30, 2017, the County had its assets/investments invested by issuer</p> <ul style="list-style-type: none"> 14.4969 % in TexPool 74.9483 % in Security State Bank & Trust 9.5434 % in Texas Regional Bank 1.0114 % in Texas Class

**FY2016-2017
Gillespie County, Texas
County Treasurer Monthly Financial Statement
All Funds Managed by County Treasurer**



For Period Ended April 30, 2017

**Laura Lundquist, CCT, CIO
Gillespie County Treasurer**


Maintenance & Operating, COB & GOB Operating, COB & GOB I&S, Special Revenue, Special Revenue...Grants, Trust and Agency							
Month	03.31.2017				FY2017	FY2016	04.30.2017
To Date	Cash Balance	Receipts	Disbursements	Allocations	Adjustments	Adjustments	Cash Balance
Maintenance & Operating (M&O)	21,576,067.67	820,852.09	1,276,233.68		(95.87)		21,120,590.21
COB2001	291,283.29	245.96					291,529.25
and GOB2013 Operating	276,566.71	14,640.48					291,207.19
COB 2001/Ref2010 I&S	1,976,165.84	83,758.21	312,730.88				1,747,193.17
and GOB I&S	484.97						484.97
Special Revenue	607,282.81	17,765.11	8,092.58		95.87		617,051.21
Special Revenue ... Grants							
Trust and Agency							
Totals	24,727,851.29	937,261.85	1,597,057.14	0.00	0.00	0.00	24,068,056.00
County Funds							

Clerks of the Courts Trust Funds							
Year	09.30.2016				FY2017	FY2016	04.30.2017
To Date	Cash Balance	Receipts	Disbursements	Allocations	Adjustments	Adjustments	Cash Balance
Maintenance & Operating (M&O)	13,887,301.85	17,366,319.70	10,132,455.89		(575.45)		21,120,590.21
COB2001	290,019.50	1,509.75					291,529.25
and GOB2013 Operating	427,394.94	819,494.75	955,682.50				291,207.19
COB 2001/Ref2010 I&S	2,198,365.53	556,373.79	1,007,546.15				1,747,193.17
and GOB I&S	484.97						484.97
Special Revenue	590,663.33	724,663.78	698,371.77		95.87		617,051.21
Special Revenue ... Grants							
Trust and Agency							
Totals	17,394,230.12	19,468,361.77	12,794,056.31	0.00	(479.58)	0.00	24,068,056.00
County Funds							

Clerks of the Courts Trust Funds							
Month	03.31.2017				FY2017	FY2016	04.30.2017
To Date	Cash Balance	Receipts	Disbursements	Allocations	Adjustments	Adjustments	Cash Balance
District Clerk Trust	18,118.17	10.62					18,128.79
County Clerk Trust	121,189.54	70.96					121,260.50
Totals	139,307.71	81.58	0.00	0.00	0.00	0.00	139,389.29
Clerk Trusts							

Clerks of the Courts Trust Funds							
Year	09.30.2016				FY2017	FY2016	04.30.2017
To Date	Cash Balance	Receipts	Disbursements	Allocations	Adjustments	Adjustments	Cash Balance
District Clerk Trust	18,073.71	55.08					18,128.79
County Clerk Trust	120,892.46	368.04					121,260.50
Totals	138,966.17	423.12	0.00	0.00	0.00	0.00	139,389.29
Clerk Trusts							

Respectfully submitted,


 Laura Lundquist, CCT, CIO
 Gillespie County Treasurer

The State of Texas, County of Gillespie

Before me, the undersigned authority, this day personally appeared Laura Lundquist, County Treasurer, to me well known, who, being duly sworn, desposes and says that the above and foregoing report is true and correct.

Witness my hand and seal of this office, this _____ day of _____, _____ A.D.

 County Clerk
 County of Gillespie, State of Texas

Compared, examined, and accepted in open Commissioners Court this _____ day of _____, _____ A.D.

 County Judge

 Commissioner Pct No 1

 Commissioner Pct No 2

 Commissioner Pct No 3

 Commissioner Pct No 4