



FY2016-2017

GILLESPIE COUNTY, TEXAS

COUNTY TREASURER MONTHLY FINANCIAL REPORT

For The Period Ended

March 31, 2017

Unaudited

LAURA LUNDQUIST, CCT, CIO
GILLESPIE COUNTY TREASURER

1. Cash/Investment Balances All Funds
For Period Ended March 31, 2017
2. Statement of Receipts, Disbursements, Electronic Funds Transfers, Payroll,
Interfund Allocations, Adjustments, and Investments All Funds
Month to Date by Fund
3. Statement of Receipts, Disbursements, Electronic Funds Transfers, Payroll,
Interfund Allocations, Adjustments, and Investments All Funds
Fiscal Year to Date by Fund
4. Statement of Maintenance & Operating Funds
FY2005 through March 31, 2017
General Fund
Road & Bridge Funds ... County Wide, Precinct No 1, Precinct No 2, Precinct No 3, Precinct No 4
5. Fund Cash/Investment Balance Comparison by Fiscal Year by Fund
Active and Inactive Funds
FY2004 through March 31, 2017
6. Overall Cash/Investment Balance Comparison by Month
FY1985 through March 31, 2017
7. County Sales Tax ... Effective January 01, 1988
Allocation Summary of Sales Tax Receipts
1988 through March 31, 2017

Statement of Repayment of Erroneous Receipt of Sales Tax
1997 through September 30, 2016 ... Paid Off FY2016
8. Hotel Occupancy Tax (HOT) ... Effective January 01, 2007
Summary of HOT Receipts and Expenditures
For the Period of January 01, 2007 through March 31, 2017
9. Certificates of Obligation Bonds ... Interest & Sinking
Statement of Bond Redemptions & Interest Payment Schedule
GO Refunding Bonds, Series 2010
Refunding of COB Series 2001, Post Office & Clinic Building Properties



10. General Obligation Bonds ... Interest & Sinking
Statement of Bond Redemptions & Interest Payment Schedule
GOB Series 2013, Jail Construction Project
11. Lease / Purchase Finance Capital Equipment
Statement of Principal & Interest Payment Schedule
Road & Bridge Departments – Contract No 6451, December.2013
 - o Countywide
 - o Precinct No 1
 - o Precinct No 2
 - o Precinct No 3
 - o Precinct No 4
12. Public Property Finance ... Law Enforcement Radio System Upgrade
Statement of Principal & Interest Payment Schedule
Sheriff Office --- Contract No 6774, November.2014
13. District Clerk Trust Funds ... Statement of Holding in Trust Funds As Managed by County Treasurer
As of March 31, 2017
14. County Clerk Trust Funds ... Statement of Holding in Trust Funds As Managed by County Treasurer
As of March 31, 2017
15. Investment Performance Summary ... Certificate(s) of Deposit
As of March 31, 2017
16. County Treasurer Portfolio Asset Summary by Investment Type
As of March 31, 2017
17. County Portfolio Asset Summary vs Security Holdings
As of March 31, 2017
18. Detailed Listing of Receipts to All Funds
For March.2017
19. Detailed Listing of Disbursements from All Funds
For March.2017
20. Detailed Listing of Electronic Funds Transfers from All Funds
For March.2017
21. Detailed Listing of Interfund Allocations to/from All Funds
For March.2017
22. Detailed Listing of Payroll Distribution All Funds
For March.2017
23. Financial Summary Recap Affidavit
As of March 31, 2017

GILLESPIE COUNTY, TEXAS

Cash and Investment Balances All Funds Managed by County Treasurer

For Period Ended March 31, 2017

FUNDS LISTING BY CATEGORY

GENERAL and ROAD & BRIDGE FUNDS

Maintenance & Operating Funds

General Fund	18,644,884.25
Road & Bridge Funds ...	
County Wide	1,931,461.27
Precinct No 1	199,176.80
Precinct No 2	270,777.76
Precinct No 3	288,314.24
Precinct No 4	<u>241,453.35</u>
Sub-total Road & Bridge Funds	2,931,183.42

CASH and INVESTMENTS

21,576,067.67

SPECIAL REVENUE FUNDS

Law Library	2,276.87
Lateral Road ...	
Precinct No 1	6,658.22
Precinct No 2	6,683.25
Precinct No 3	6,658.22
Precinct No 4	6,658.22
Sub-total Lateral Road Funds	26,657.91
Probate ...	
Training	4,381.77
Guardianship Program	29,608.70
Sub-total Probate Funds	33,990.47
Court Reporter Service	3,485.11
County Records Management	72,809.71
County Clerk Records Management	145,270.88
Sheriff Forfeiture	46,324.97
Sheriff Abandoned Vehicle	1,209.66
Sheriff Equitable Sharing	1,210.12
Justice Court Bldg Security	32,536.74
Courthouse Security	24,862.58
District Clerk Records Management	9,303.00
County & District Court Technology	21,647.88
Occupancy Tax	698,219.96
Pretrial Intervention	132,525.71
Justice Court Technology	124,577.12
Airport Operating	573,656.41
LEOSE Training--Sheriff	8,776.82
LEOSE Training--Constable No 1	9,385.42
LEOSE Training--Constable No 2	7,331.75
Tax Assessor - M V I	<u>106.75</u>
	<u>1,976,165.84</u>

SPECIAL REVENUE FUNDS ... GRANTS

Grants ... General, Energy Efficiency	0.00
Grants ... Law Enforcement, Emergency Services P25 Compliant Radio	0.00
PML Loan Star Library	258.39
PML PAC-Pug	211.40
Airport Capital Project Grant	<u>15.18</u>
	<u>484.97</u>

GILLESPIE COUNTY, TEXAS

Cash and Investment Balances All Funds Managed by County Treasurer

For Period Ended March 31, 2017

FUNDS LISTING BY CATEGORY <small>(continued)</small>			
CERTIFICATES OF OBLIGATION BONDS			
and			
GENERAL OBLIGATION BONDS			
...			
Operating Accounts			
GOB Series 2013 ... Jail Project	<u>291,283.29</u>	<u>291,283.29</u>	
CERTIFICATES OF OBLIGATION BONDS			
and			
GENERAL OBLIGATION BONDS			
...			
Interest & Sinking Accounts			
COB Series 2001/GOB Refunding Series 2010 ... Interest & Sinking	27,498.20		
GOB Series 2013 ... Interest & Sinking	<u>249,068.51</u>	<u>276,566.71</u>	
TRUST and AGENCY FUNDS			
Criminal Justice	42,187.94		
Waste Water (State Fee)	740.00		
County Attorney Hot Check	5,780.46		
McDermott (PML)	110,793.86		
Breiten (PML)	195,927.27		
Justice Of The Peace No. 1	38,155.43		
Justice Of The Peace No. 2	15,549.76		
Appellate Judicial System	575.62		
Alternative Dispute Resolution	1,295.00		
Unclaimed Monies	57,084.39		
County Clerk Operating	59,803.19		
District Clerk Operating	79,389.89	<u>607,282.81</u>	<u>24,727,851.29</u>
FUNDS PENDING RELEASE			
Check(s) pending release	0.00		
EFT(s) pending release	<u>0.00</u>	<u>0.00</u>	<u>0.00</u>
CHANGE FUNDS			
General Fund (F.10) ... cash provider to various offices	3,000.00		
Sheriff Seizure Fund (F.30)	1,750.00		
County Attorney Hot Check Fund (F.80)	<u>50.00</u>	<u>4,800.00</u>	<u>4,800.00</u>

GILLESPIE COUNTY, TEXAS

Cash and Investment Balances All Funds Managed by County Treasurer

For Period Ended March 31, 2017

FUNDS LISTING BY CATEGORY <small>(continued)</small>				
UNALLOCATED MONIES				
Checking Accounts				
Justice of Peace No 2 Checking...unaccountable funds from 02.28.1999 ... date check book was turned over to County Treasurer	(98.56)			
Justice of Peace No 2 Checking ... credit card payment pending	324.00			
Justice of Peace No 2 Checking ... credit card reversal pending	110.00			
Justice of Peace No 2 Checking ... credit card payment pending	352.00			
Justice of Peace No Checking ... credit card payment pending	850.00			
General Checking...	0.00			
District Clerk Checking ... credit card payment pending	180.00			
County Attorney Hot Check Checking...	0.00			
COB 2001/REF 2010 Checking...	0.00			
GOB 2013 Project Checking...	0.00			
Appellate Checking...	0.00			
County Clerk Checking ... IPP payment pending	21.00			
County Clerk Checking ... e-file receipt correction required / correction processed 04.2017	(526.00)	1,212.44		
Investment Pools ... Investment Service For Public Funds				
TexPool ... General	0.00			
TexPool ... COB Series 2001/GOB Series 2010 Interest & Sinking	0.00			
TexPool ... GOB Series 2013 Jail Project	0.00			
Texas Class ... GOB Series 2013 Jail Project	0.00	0.00		
Other Unallocated Funds				
none reported	0.00	0.00	1,212.44	24,733,863.73

GILLESPIE COUNTY, TEXAS

Cash and Investment Balances All Funds Managed by County Treasurer

For Period Ended March 31, 2017

CHECKING and INVESTMENT ACCOUNTS			
CHECKING ACCOUNTS			
GENERAL OPERATING ... Interest Bearing Checking	(47.90)		
Cash On Hand	0.00		
Deposit In Process	21.00		
Deposit In Process	42.00		
Deposit In Process	83,144.90		
Deposit In Process	0.00		
Online Transfer	(930.37)		
Online Transfer	(4,616.68)		
Online Transfer	0.00		
Outstanding Financial Checks	(228,217.17)		
Outstanding Payroll Checks	(1,959.49)		
Check(s) pending release	<u>0.00</u>	<u>(152,563.71)</u>	
GENERAL OPERATING ... Interest Bearing Sweep Account			
Sweep of General Operating Checking	<u>16,060,340.31</u>	<u>16,060,340.31</u>	
COB Series 2001 / GORefuding Series 2010 INTEREST & SINKING Checking	1.00		
Cash On Hand	0.00		
Online Transfer	930.37		
Online Transfer	(851.24)		
Outstanding Checks	<u>0.00</u>	<u>80.13</u>	
COB Series 2001 / GORefuding Series 2010 INTEREST & SINKING ...			
Interest Bearing Sweep Account			
Sweep of General Operating Checking	<u>26,703.57</u>	<u>26,703.57</u>	
COUNTY ATTORNEY HOT CHECK ... Interest Bearing Checking	10,645.32		
Cash On Hand	0.00		
Deposit In Process	0.00		
Online Transfer	0.00		
Outstanding Checks	<u>(4,864.86)</u>	<u>5,780.46</u>	
JUSTICE OF THE PEACE No 1 ... Interest Bearing Checking	65,672.88		
Cash On Hand	0.00		
Deposit In Process	1,379.00		
Online Transfer	0.00		
Outstanding Checks	<u>(28,046.45)</u>	<u>39,005.43</u>	

GILLESPIE COUNTY, TEXAS

Cash and Investment Balances All Funds Managed by County Treasurer

For Period Ended March 31, 2017

CHECKING and INVESTMENT ACCOUNTS (continued)			
CHECKING ACCOUNTS ... Continued			
JUSTICE OF THE PEACE No 2 ... Interest Bearing Checking	24,342.64		
Cash On Hand	0.00		
Deposit In Process	200.00		
Online Transfer	0.00		
Outstanding Checks	(8,305.44)	<u>16,237.20</u>	
COUNTY CLERK ... Interest Bearing Checking	106,623.99		
Cash On Hand	0.00		
Deposit In Process	1,697.50		
Deposit In Process	466.84		
Deposit In Process	0.00		
Online Transfer	0.00		
Outstanding Checks ... checks outstanding prior to 10.01.2009	(108.50)		
Outstanding Checks ... outstanding checks post 09.30.2009	(49,381.64)	<u>59,298.19</u>	
DISTRICT CLERK ... Interest Bearing Checking	95,531.95		
Cash On Hand	0.00		
Deposit In Process	672.00		
Deposit In Process	265.00		
Online Transfer	0.00		
Outstanding Checks ... checks outstanding prior to 10.01.2009	(4,361.86)		
Outstanding Checks ... outstanding checks post 09.30.2009	(12,537.20)	<u>79,569.89</u>	
GOB SERIES 2013 - Jail Project ... Interest Bearing Checking	1.00		
Cash On Hand	0.00		
Online Transfer	0.00		
Deposit In Process	0.00		
Outstanding Checks	<u>0.00</u>	<u>1.00</u>	
GOB SERIES 2013 - Jail Project ... Interest Bearing Sweep Account			
Sweep of GOB 2013 Jail Project Checking	<u>37,157.12</u>	<u>37,157.12</u>	
GOB SERIES 2013 - Interest & Sinking ... Interest Bearing Checking	1.00		
Cash On Hand	0.00		
Online Transfer	4,616.68		
Online Transfer	851.24		
Online Transfer	0.00		
Outstanding Checks	<u>0.00</u>	<u>5,468.92</u>	
GOB SERIES 2013 - Interest & Sinking ... Interest Bearing Sweep Account			
Sweep of GOB 2013 Interest & Sinking Sweep	<u>243,599.59</u>	<u>243,599.59</u>	<u>16,420,678.10</u>

GILLESPIE COUNTY, TEXAS

Cash and Investment Balances All Funds Managed by County Treasurer

For Period Ended March 31, 2017

CHECKING and INVESTMENT ACCOUNTS (continued)

TIME CERTIFICATE OF DEPOSIT(s)

All General Fund (10.) Investments

Texas Regional Bank ... formerly Blanco National Bank

TRB CD ..	0.45%	per annum, paid monthly ..	11.07.2017 maturity	100,000.00
TRB CD ..	0.45%	per annum, paid monthly ..	02.11.2018 maturity	100,000.00
TRB CD ..	0.45%	per annum, paid monthly ..	01.02.2018 maturity	100,000.00
TRB CD ..	0.45%	per annum, paid monthly ..	07.19.2017 maturity	100,000.00
TRB CD ..	0.45%	per annum, paid monthly ..	03.07.2018 maturity	100,000.00
TRB CD ..	0.45%	per annum, paid monthly ..	09.07.2017 maturity	100,000.00
TRB CD ..	0.45%	per annum, paid monthly ..	10.07.2017 maturity	100,000.00
TRB CD ..	0.45%	per annum, paid monthly ..	05.28.2017 maturity	100,000.00
TRB CD ..	0.45%	per annum, paid monthly ..	05.28.2017 maturity	100,000.00
TRB CD ..	0.45%	per annum, paid monthly ..	08.02.2017 maturity	100,000.00
TRB CD ..	0.45%	per annum, paid monthly ..	11.02.2017 maturity	100,000.00
TRB CD ..	0.45%	per annum, paid monthly ..	12.02.2017 maturity	100,000.00
TRB CD ..	0.45%	per annum, paid monthly ..	04.18.2017 maturity	100,000.00
TRB CD ..	0.45%	per annum, paid monthly ..	11.22.2017 maturity	100,000.00
TRB CD ..	0.45%	per annum, paid monthly ..	01.30.2018 maturity	100,000.00
TRB CD ..	0.45%	per annum, paid monthly ..	01.30.2018 maturity	100,000.00
TRB CD ..	0.45%	per annum, paid monthly ..	03.05.2018 maturity	100,000.00
TRB CD ..	0.45%	per annum, paid monthly ..	04.01.2017 maturity	100,000.00
TRB CD ..	0.45%	per annum, paid monthly ..	12.01.2017 maturity	100,000.00
TRB CD ..	0.45%	per annum, paid monthly ..	04.01.2017 maturity	100,000.00
TRB CD ..	0.45%	per annum, paid monthly ..	04.01.2017 maturity	100,000.00
TRB CD ..	0.45%	per annum, paid monthly ..	04.15.2017 maturity	100,000.00
TRB CD ..	0.45%	per annum, paid monthly ..	06.01.2017 maturity	100,000.00
TRB CD ..	0.45%	per annum, paid monthly ..	06.15.2017 maturity	100,000.00
				<u>2,400,000.00</u>

Security State Bank & Trust (County Depository)

SSB&T CD ..	0.40%	per annum, paid monthly ..	02.11.2018 maturity	100,000.00
SSB&T CD ..	0.35%	per annum, paid monthly ..	05.02.2017 maturity	100,000.00
SSB&T CD ..	0.40%	per annum, paid monthly ..	02.28.2018 maturity	100,000.00
SSB&T CD ..	0.40%	per annum, paid monthly ..	10.29.2017 maturity	100,000.00
SSB&T CD ..	0.40%	per annum, paid monthly ..	03.04.2018 maturity	250,000.00
SSB&T CD ..	0.35%	per annum, paid monthly ..	04.01.2017 maturity	500,000.00
SSB&T CD ..	0.40%	per annum, paid monthly ..	07.01.2017 maturity	500,000.00
SSB&T CD ..	0.40%	per annum, paid monthly ..	10.01.2017 maturity	500,000.00
SSB&T CD ..	0.35%	per annum, paid monthly ..	01.01.2017 maturity ... closed	<u>0.00</u>
				<u>2,150,000.00</u>
				<u>4,550,000.00</u>

GILLESPIE COUNTY, TEXAS

Cash and Investment Balances All Funds Managed by County Treasurer

For Period Ended March 31, 2017

CHECKING and INVESTMENT ACCOUNTS <small>(continued)</small>				
INVESTMENT POOLS ... Investment Service For Public Funds				
TexPool				
GENERAL ... Multi-Fund Account	3,503,545.96			
Deposit In Process	0.00			
Monies In Transit	<u>0.00</u>	<u>3,503,545.96</u>		
COB SERIES 2001/GORefunding SERIES 2010 ... Interest & Sinking	714.50			
Deposit In Process	0.00			
Monies In Transit	<u>0.00</u>	<u>714.50</u>		
GOB SERIES 2013 ... Jail Project	0.00			
Deposit In Process	0.00			
Monies In Transit	<u>0.00</u>	<u>0.00</u>		
<small>TexPool sub-total</small>			<u>3,504,260.46</u>	
Texas Class				
GOB SERIES 2013 ... Jail Project	254,125.17			
Deposit In Process	0.00			
Monies In Transit	<u>0.00</u>	<u>254,125.17</u>	<u>3,758,385.63</u>	
CHANGE FUNDS				
Under General Fund (F.10)				
Tax Office ... Teller Drawers (4)	1,200.00			
Tax Office ... Office Administration	0.00			
County Clerk	100.00			
District Clerk	100.00			
Justice of Peace No 1	200.00			
Justice of Peace No 2	200.00			
Pioneer Memorial Library	100.00			
Sheriff ... Administration	50.00			
Sheriff ... Jail Operations	50.00			
County Treasurer	1,000.00			
County Warehouse	<u>0.00</u>	<u>3,000.00</u>		
Under Sheriff Seizure (F.30)				
Sheriff ... Administrative Office	<u>1,750.00</u>	<u>1,750.00</u>		
Under County Attorney Hot Check (F.80)				
County Attorney	<u>50.00</u>	<u>50.00</u>	<u>4,800.00</u>	24,733,863.73

GILLESPIE COUNTY, TEXAS

Cash and Investment Balances All Funds Managed by County Treasurer

For Period Ended March 31, 2017

DISTRICT CLERK HOLDING					
HOLDING ACCOUNT (s)		CASH and INVESTMENTS			
holding account(s)	<u>18,118.17</u>	<u>18,118.17</u>	<u>18,118.17</u>	<u>18,118.17</u>	<u>18,118.17</u>
INVESTMENT POOLS ... Investment Service For Public Funds					
TEXPOOL ... DISTRICT CLERK HOLDING	18,118.17				
Deposit In Process	0.00				
Monies In Transit	<u>0.00</u>	<u>18,118.17</u>	<u>18,118.17</u>	<u>18,118.17</u>	<u>18,118.17</u>

COUNTY CLERK HOLDING					
HOLDING ACCOUNT (s)		CASH and INVESTMENTS			
holding account(s)	<u>121,189.54</u>	<u>121,189.54</u>	<u>121,189.54</u>	<u>121,189.54</u>	<u>121,189.54</u>
INVESTMENT POOLS ... Investment Service For Public Funds					
TEXPOOL ... COUNTY CLERK HOLDING	121,189.54				
Deposit In Process	0.00				
Monies In Transit	<u>0.00</u>	<u>121,189.54</u>	<u>121,189.54</u>	<u>121,189.54</u>	<u>121,189.54</u>



Laura Lundquist, OCT, CIA
 Gillespie County Treasurer
 Gillespie County, Texas

GILLESPIE COUNTY, TEXAS
STATEMENT OF
Receipts, Disbursements, Electronic Funds Transfers, Payroll, Interfund Allocations, Adjustments, and Time Investments
of County Funds Managed by County Treasurer

For the Period Ended March 31, 2017

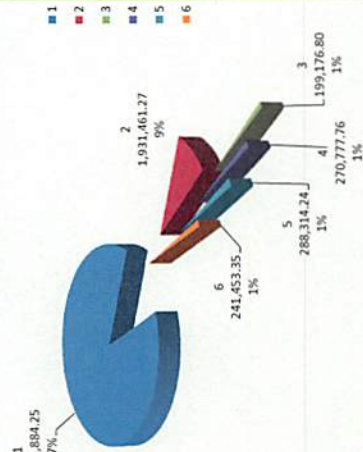
For Current Account Period	Cash Balance as of 02.28.2017	Receipts	Disbursements	Electronic Fund Transfers	Payroll	Total Disbursements	Interfund Allocations In	Interfund Allocations Out	FY2017 Adjustments	FY2016 YE Adjustments	Cash Balances as of 03.31.2017	Time Investments	Adjusted Cash Balance as of 03.31.2017	For Current Account Period
GENERAL and ROAD & BRIDGE ... Maintenance & Operating Funds														
F10 General	19,517,445.94	763,806.65	1,027,581.29	314,305.82	294,481.23	1,636,368.34					18,644,884.25	4,550,000.00	14,094,884.25	F10 General
Road & Bridge Funds														
F15 County Wide	1,722,929.33	228,145.08	17,277.98		2,335.16	19,613.14					1,931,461.27		1,931,461.27	Road & Bridge Funds
F16 Precinct No 1	220,245.91	141.57	4,390.33		16,820.35	21,210.68					199,176.80		199,176.80	F16 Precinct No 1
F17 Precinct No 2	364,125.25	180.74	78,172.58		15,355.65	93,528.23					270,777.76		270,777.76	F17 Precinct No 2
F18 Precinct No 3	311,976.79	192.15	4,349.17		19,505.53	23,854.70					288,314.24		288,314.24	F18 Precinct No 3
F19 Precinct No 4	287,568.18	161.62	9,505.19		16,771.26	26,276.45					241,453.35		241,453.35	F19 Precinct No 4
Sub-TOTAL R&B	2,889,846.46	228,621.16	113,696.25	0.00	70,767.96	164,483.20	0.00	0.00	0.00	0.00	2,991,183.42	0.00	2,991,183.42	Sub-TOTAL R&B
Sub-Totals General / Road & Bridge ... Maintenance & Operating Funds	22,404,291.40	992,627.61	1,141,276.54	314,305.82	365,269.18	1,820,851.54	0.00	0.00	0.00	0.00	21,576,067.67	4,550,000.00	17,026,067.67	Sub-Totals General / Road & Bridge ... Maintenance & Operating Funds

Maintenance & Operating

Cash Balances by Fund
As of March 31, 2017

18,644,884.25	General Fund
1,931,461.27	F15 County Wide
199,176.80	F16 Precinct No 1
270,777.76	F17 Precinct No 2
288,314.24	F18 Precinct No 3
241,453.35	F19 Precinct No 4
21,576,067.67	

Maintenance & Operating



**GILLESPIE COUNTY, TEXAS
STATEMENT OF
Receipts, Disbursements, Electronic Funds Transfers, Payroll, Interfund Allocations, Adjustments, and Time Investments
of County Funds Managed by County Treasurer**

For the Period Ended March 31, 2017

For Current Account Period	Cash Balance as of 02.28.2017	Receipts	Disbursements	Electronic Fund Transfers	Payroll	Total Disbursements	Interfund Allocations In	Interfund Allocations Out	FY2017 Adjustments	FY2016 YE Adjustments	Cash Balances as of 03.31.2017	Time Investments	Adjusted Cash Balance as of 03.31.2017	For Current Account Period
SPECIAL REVENUE														
F20 Law Library	1,961.87	910.00	595.00			595.00					2,276.87		2,276.87	F20 Law Library
F21 Lateral Road Precinct Depts														F21 Lateral Road Precinct Depts
Precinct No 1	6,658.22					0.00					6,658.22		6,658.22	Precinct No 1
Precinct No 2	6,683.25					0.00					6,683.25		6,683.25	Precinct No 2
Precinct No 3	6,658.22					0.00					6,658.22		6,658.22	Precinct No 3
Precinct No 4	6,658.22					0.00					6,658.22		6,658.22	Precinct No 4
F24 Probate														F24 Probate
Training	4,306.77	75.00				0.00					4,381.77		4,381.77	Training
Guardianship Program	29,108.70	500.00				0.00					29,608.70		29,608.70	Guardianship Program
F25 Court Reporter	3,818.11		333.00			333.00					3,485.11		3,485.11	F25 Court Reporter
F28 County Records Mgmt	71,686.85	1,122.86				0.00					72,809.71		72,809.71	F28 County Records Mgmt
F29 County Clerk Records Mgmt	136,681.09	10,360.00	12.13		1,758.08	1,770.21					145,270.88		145,270.88	F29 County Clerk Records Mgmt
F30 Sheriff Forfeiture	46,294.80	30.17				0.00					46,324.97		46,324.97	F30 Sheriff Forfeiture
F93 Sheriff Abandoned Vehicle	1,208.87	0.79				0.00					1,209.66		1,209.66	F93 Sheriff Abandoned Vehicle
F31 Justice Court Bldg Security	32,242.16	294.58				0.00					32,536.74		32,536.74	F31 Justice Court Bldg Security
F32 Courthouse Security	22,664.64	2,197.94				0.00					24,862.58		24,862.58	F32 Courthouse Security
F34 District Clerk Records Mgmt	9,303.00					0.00					9,303.00		9,303.00	F34 District Clerk Records Mgmt
F35 County & District Courts Technology	21,489.27	158.61				0.00					21,647.88		21,647.88	F35 County & District Courts Technology
F36 Occupancy Tax	693,300.87	4,919.09				0.00					698,219.96		698,219.96	F36 Occupancy Tax
F37 Pretrial Intervention	132,025.71	500.00				0.00					132,525.71		132,525.71	F37 Pretrial Intervention
F51 Justice Court Technology	123,377.25	1,199.87				0.00					124,577.12		124,577.12	F51 Justice Court Technology
F72 Airport Operating	573,320.14	19,509.95	9,938.50		9,235.18	19,173.68					573,656.41		573,656.41	F72 Airport Operating
F78 LEOSE -Sheriff	8,776.82					0.00					8,776.82		8,776.82	F78 LEOSE -Sheriff
F79 LEOSE- Constable 1	9,385.42					0.00					9,385.42		9,385.42	F79 LEOSE- Constable 1
F82 LEOSE-Constable 2	7,331.75					0.00					7,331.75		7,331.75	F82 LEOSE-Constable 2
F81 Tax Assessor-M V I	106.75					0.00					106.75		106.75	F81 Tax Assessor-M V I
F40 Sheriff Equitable Sharing	1,209.33	0.79				0.00					1,210.12		1,210.12	F40 Sheriff Equitable Sharing
Sub-Totals Special Revenue	1,956,258.08	41,779.65	10,878.63	0.00	10,993.26	21,871.89	0.00	0.00	0.00	0.00	1,976,165.84	0.00	1,976,165.84	Sub-Totals Special Revenue

GILLESPIE COUNTY, TEXAS
STATEMENT OF
Receipts, Disbursements, Electronic Funds Transfers, Payroll, Interfund Allocations, Adjustments, and Time Investments
of County Funds Managed by County Treasurer

For the Period Ended March 31, 2017

For Current Account Period	Cash Balance as of 02.28.2017	Receipts	Disbursements	Electronic Fund Transfers	Payroll	Total Disbursements	Interfund Allocations In	Interfund Allocations Out	FY2017 Adjustments	FY2016 YE Adjustments	Cash Balances as of 03.31.2017	Time Investments	Adjusted Cash Balance as of 03.31.2017
SPECIAL REVENUE ... GRANTS													
F11 Grants - General - Energy Efficiency	0.00					0.00					0.00		0.00
F11 Grants ... Law Enforcement, Emergency Services P25 Compliant Radio	0.00					0.00					0.00		0.00
F54 PML ... Loan Star Grant	258.39					0.00					258.39		258.39
F54 PML ... PAC-HUG Grant	211.40					0.00					211.40		211.40
F71 Airport Capital Project Grant	15.18					0.00			0.00		15.18		15.18
Sub-Totals Special Revenue ... Grants	484.97	0.00	0.00	0.00	0.00	0.00	0.00	0.00	0.00	0.00	484.97	0.00	484.97
CERTIFICATES OF OBLIGATION BONDS and GENERAL OBLIGATION BONDS ... Project Operating Accounts													
F61 GOB Series 2013 ... Jail Project	291,045.18	238.11				0.00					291,283.29		291,283.29
Sub-Totals COB ... GOB Operating	291,045.18	238.11	0.00	0.00	0.00	0.00	0.00	0.00	0.00	0.00	291,283.29	0.00	291,283.29
CERTIFICATES OF OBLIGATION BONDS and GENERAL OBLIGATION BONDS ... Interest & Sinking Accounts													
F62 GOB Series 2013 ... Interest & Sinking	230,081.58	18,986.93				0.00					249,068.51		249,068.51
F53 COB Series 2001 / GOB Refunding Series 2013 ... Interest & Sinking	23,709.13	3,789.07				0.00					27,498.20		27,498.20
Sub-Totals COB ... GOB I&S	253,790.71	22,776.00	0.00	0.00	0.00	0.00	0.00	0.00	0.00	0.00	276,566.71	0.00	276,566.71

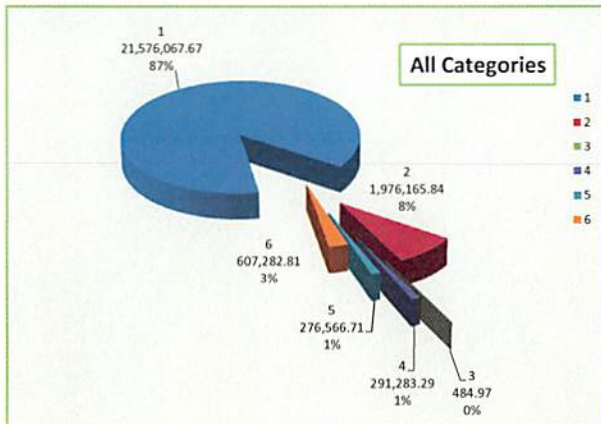
GILLESPIE COUNTY, TEXAS
STATEMENT OF
Receipts, Disbursements, Electronic Funds Transfers, Payroll, Interfund Allocations, Adjustments, and Time Investments
of County Funds Managed by County Treasurer

For the Period Ended March 31, 2017

For Current Account Period	Cash Balance as of 02.28.2017	Receipts	Disbursements	Electronic Fund Transfers	Payroll	Total Disbursements	Interfund Allocations In	Interfund Allocations Out	FY2017 Adjustments	FY2016 YE Adjustments	Cash Balances as of 03.31.2017	Time Investments	Adjusted Cash Balance as of 03.31.2017	For Current Account Period
----------------------------	-------------------------------	----------	---------------	---------------------------	---------	---------------------	--------------------------	---------------------------	--------------------	-----------------------	--------------------------------	------------------	--	----------------------------

TRUST and AGENCY														TRUST and AGENCY
F22 Criminal Justice	2,020.70	40,601.94	434.70			434.70					42,187.94		42,187.94	F22 Criminal Justice
F27 Waste Water	570.00	170.00				0.00					740.00		740.00	F27 Waste Water
F80 County Attorney Hot Check	5,195.92	4,734.39	4,149.85			4,149.85					5,780.46		5,780.46	F80 County Attorney Hot Check
F89 McDermott (PML)	110,721.69	72.17				0.00					110,793.86		110,793.86	F89 McDermott (PML)
F92 Breiten (PML)	196,413.77	127.63	614.13			614.13					195,927.27		195,927.27	F92 Breiten (PML)
F85 Justice Of Peace 1	55,141.30	28,836.11	45,821.98			45,821.98					38,155.43		38,155.43	F85 Justice Of Peace 1
F86 Justice Of Peace 2	24,331.56	14,484.24	23,266.04			23,266.04					15,549.76		15,549.76	F86 Justice Of Peace 2
F83 Appellate Judicial	445.36	130.26				0.00					575.62		575.62	F83 Appellate Judicial
F84 Alternative Dispute Resolution	775.00	520.00				0.00					1,295.00		1,295.00	F84 Alternative Dispute Resolution
F90 Unclaimed Monies	57,084.39					0.00					57,084.39		57,084.39	F90 Unclaimed Monies
F94 County Clerk Operating	93,266.19	58,211.19	91,674.19			91,674.19					59,803.19		59,803.19	F94 County Clerk Operating
F95 District Clerk Operating	59,469.83	19,920.06				0.00					79,389.89		79,389.89	F95 District Clerk Operating
Sub-Totals Trust and Agency	605,435.71	167,807.99	165,960.89	0.00	0.00	165,960.89	0.00	0.00	0.00	0.00	607,282.81	0.00	607,282.81	Sub-Totals Trust and Agency

TOTALS ALL FUNDS	25,511,306.05	1,225,229.56	1,318,116.06	314,305.82	376,262.44	2,008,684.32	0.00	0.00	0.00	0.00	24,727,851.29	4,550,000.00	20,177,851.29	TOTALS ALL FUNDS
-------------------------	----------------------	---------------------	---------------------	-------------------	-------------------	---------------------	-------------	-------------	-------------	-------------	----------------------	---------------------	----------------------	-------------------------

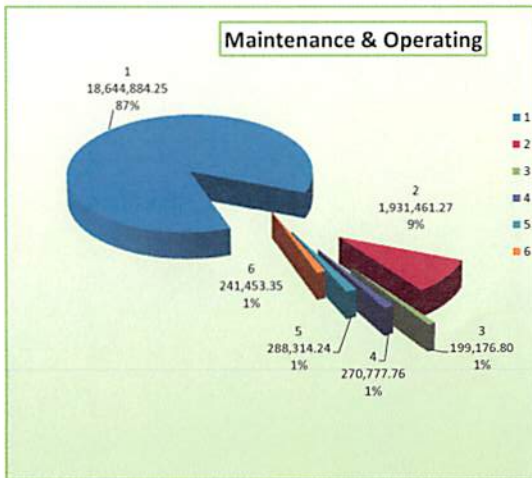


Cash Balances by Category	
As of March 31, 2017	
21,576,067.67	Maintenance & Operating
1,976,165.84	Special Revenue
484.97	Special Revenue ... Grants
291,283.29	Certificates of Obligation Bonds & General Obligation Bonds ... Project Operating
276,566.71	Certificates of Obligation Bonds & General Obligation Bonds ... Interest & Sinking
<u>607,282.81</u>	Trust and Agency
24,727,851.29	

GILLESPIE COUNTY, TEXAS
STATEMENT OF
Receipts, Disbursements, Electronic Funds Transfers, Payroll, Interfund Allocations, Adjustments, and Time Investments
of County Funds Managed by County Treasurer

Fiscal Year to Date as of Period Ended March 31, 2017

For Current Account Period	Cash Balance as of 09.30.2016	Receipts	Disbursements	Electronic Fund Transfers	Payroll	Total Disbursements	Interfund Allocations In	Interfund Allocations Out	FY2017 Adjustments	FY2016 YE Adjustments	Cash Balances as of 03.31.2017	Time Investments	Adjusted Cash Balance as of 03.31.2017	For Current Account Period
GENERAL and ROAD & BRIDGE ... Maintenance & Operating Funds														GENERAL and ROAD & BRIDGE ... Maintenance & Operating Funds
F10 General	12,334,694.04	13,953,651.76	4,048,756.89	1,672,646.18	1,921,578.90	7,642,981.97			(479.58)		18,644,884.25	4,550,000.00	14,094,884.25	F10 General
Road & Bridge Funds														Road & Bridge Funds
F15 County Wide	348,372.04	2,578,569.65	79,473.73		16,006.69	95,480.42		900,000.00			1,931,461.27		1,931,461.27	F15 County Wide
F16 Precinct No 1	299,702.39	270.31	195,125.57		116,720.33	311,845.90	211,050.00				199,176.80		199,176.80	F16 Precinct No 1
F17 Precinct No 2	306,892.17	554.24	144,440.25		103,818.40	248,258.65	211,590.00				270,777.76		270,777.76	F17 Precinct No 2
F18 Precinct No 3	298,810.08	433.27	113,591.36		143,937.75	257,529.11	246,600.00				288,314.24		288,314.24	F18 Precinct No 3
F19 Precinct No 4	298,831.13	11,988.38	190,304.79		109,821.37	300,126.16	230,760.00				241,453.35		241,453.35	F19 Precinct No 4
Sub-Total R&B	1,552,607.81	2,591,815.85	722,935.70	0.00	490,304.54	1,213,240.24	900,000.00	900,000.00	0.00	0.00	2,931,183.42	0.00	2,931,183.42	Sub-Total R&B
Sub-Totals General / Road & Bridge ... Maintenance & Operating Funds	13,887,301.85	16,545,467.61	4,771,692.59	1,672,646.18	2,411,883.44	8,856,222.21	900,000.00	900,000.00	(479.58)	0.00	21,576,067.67	4,550,000.00	17,026,067.67	Sub-Totals General / Road & Bridge ... Maintenance & Operating Funds



18,644,884.25	General Fund
1,931,461.27	F15 County Wide
199,176.80	F16 Precinct No 1
270,777.76	F17 Precinct No 2
288,314.24	F18 Precinct No 3
241,453.35	F19 Precinct No 4
21,576,067.67	

**STATEMENT OF
GILLESPIE COUNTY, TEXAS
of County Funds Managed by County Treasurer
Receipts, Disbursements, Electronic Funds Transfers, Payroll, Interfund Allocations, Adjustments, and Time Investments**

Fiscal Year to Date as of Period Ended March 31, 2017

For Current Account Period as of 09.30.2016	Cash Balance as of 03.31.2017	Receipts	Disbursements	Electronic Fund Transfers	Payroll	Total Disbursements	In Interfund Allocations	Out Interfund Allocations	Adjustments FY2017	Adjustments YE FY2016	Cash Balances as of 03.31.2017	Investments Time as of 03.31.2017	Adjusted Cash Balance For Current Account Period
--	--	----------	---------------	------------------------------	---------	------------------------	--------------------------------	---------------------------------	-----------------------	-----------------------------	---	--	---

SPECIAL REVENUE													
F20 Law Library	2,467.24	5,460.00	5,650.37			5,650.37					2,276.87		2,276.87
F21 Lateral Road Precinct Depits	13,291.39	6,658.22	13,291.39			13,291.39					6,658.22		6,658.22
Precinct No 1	25.04	6,658.21	0.00			0.00					6,683.25		6,683.25
Precinct No 2		6,658.22	6,658.22			6,658.22					6,658.22		6,658.22
Precinct No 3		6,658.22	6,658.22			6,658.22					6,658.22		6,658.22
Precinct No 4	0.00	6,658.22	0.00			0.00					6,658.22		6,658.22
F24 Probate Training	4,299.77	207.00	125.00			125.00					4,381.77		4,381.77
Guardianship Program	28,228.70	1,380.00	0.00			0.00					29,608.70		29,608.70
F25 Court Reporter	3,248.11	1,260.00	1,023.00			1,023.00					3,485.11		3,485.11
F28 County Records Mgmt	69,004.06	3,805.65	0.00			0.00					72,809.71		72,809.71
F29 County Clerk Records Mgmt	117,867.78	33,380.00	12.41		5,964.49	5,976.90					145,270.88		145,270.88
F30 Sheriff Forfeiture Mgmt	41,956.71	5,634.01	1,265.75			1,265.75					46,324.97		46,324.97
F31 Justice Court Bldg Security	31,719.70	817.04	0.00			0.00					32,536.74		32,536.74
F32 Courthouse Security	17,774.07	7,088.97	0.46			0.46					24,862.58		24,862.58
F34 District Clerk Records Mgmt	8,791.19	511.81	0.00			0.00					9,303.00		9,303.00
F35 County & District Courts Technology	20,360.61	1,287.27	0.00			0.00					21,647.88		21,647.88
F36 Occupancy Tax	608,412.96	255,892.68	166,085.68			166,085.68					698,219.96		698,219.96
F37 Pretrial Intervention Technology	127,525.71	5,000.00	0.00			0.00					132,525.71		132,525.71
F51 Justice Court Technology	121,167.37	3,409.75	0.00			0.00					124,577.12		124,577.12
F72 Airport Operating	952,258.99	116,135.92	453,391.74		41,346.76	494,738.50					573,656.41		573,656.41
F78 LEOSE - Sheriff	5,436.41	3,340.41	0.00			0.00					8,776.82		8,776.82
F79 LEOSE - Constable 1	8,702.83	682.59	0.00			0.00					9,385.42		9,385.42
F82 LEOSE - Constable 2	6,649.16	682.59	0.00			0.00					7,331.75		7,331.75
F81 Tax Assessor-M V I	106.75	106.75	0.00			0.00					106.75		106.75
F40 Sheriff Equitable Sharing	1,206.61	3.51	0.00			0.00					1,210.12		1,210.12
Sub-Totals	2,198,366.53	472,616.58	647,504.02	0.00	47,311.26	694,816.27	0.00	0.00	0.00	0.00	1,976,166.84	0.00	1,976,166.84
Sub-Totals	1,976,166.84	0.00	0.00	0.00	0.00	0.00	0.00	0.00	0.00	0.00	1,976,166.84	0.00	1,976,166.84
Special Revenue	2,198,366.53	472,616.58	647,504.02	0.00	47,311.26	694,816.27	0.00	0.00	0.00	0.00	1,976,166.84	0.00	1,976,166.84

GILLESPIE COUNTY, TEXAS
STATEMENT OF
Receipts, Disbursements, Electronic Funds Transfers, Payroll, Interfund Allocations, Adjustments, and Time Investments
of County Funds Managed by County Treasurer

Fiscal Year to Date as of Period Ended March 31, 2017


For Current Account Period	Cash Balance as of 09.30.2016	Receipts	Disbursements	Electronic Fund Transfers	Payroll	Total Disbursements	Interfund Allocations In	Interfund Allocations Out	FY2017 Adjustments	FY2016 YE Adjustments	Cash Balances as of 03.31.2017	Time Investments	Adjusted Cash Balance as of 03.31.2017	For Current Account Period
SPECIAL REVENUE ... GRANTS														
F11 Grants ... General - Energy Efficiency	0.00					0.00					0.00		0.00	F11 Grants ... General - Energy Efficiency
F11 Grants ... Law Enforcement, Emergency Services P25 Compliant Radio	0.00					0.00					0.00		0.00	F11 Grants ... Law Enforcement, Emergency Services P25 Compliant Radio
F54 PML ... Loan Star Grant	258.39					0.00					258.39		258.39	F54 PML ... Loan Star Grant
F54 PML ... PAC-HUG Grant	211.40					0.00					211.40		211.40	F54 PML ... PAC-HUG Grant
F71 Airport Capital Project Grant	15.18					0.00				0.00	15.18		15.18	F71 Airport Capital Project Grant
Sub-Totals Special Revenue ... Grants	484.97	0.00	0.00	0.00	0.00	0.00	0.00	0.00	0.00	0.00	484.97	0.00	484.97	Sub-Totals Special Revenue ... Grants
CERTIFICATES OF OBLIGATION BONDS and GENERAL OBLIGATION BONDS ... Project Operating Accounts														
F61 GOB Series 2013 ... Jail Project	290,019.50	1,263.79				0.00					291,283.29		291,283.29	F61 GOB Series 2013 ... Jail Project
Sub-Totals COB ... GOB Operating	290,019.50	1,263.79	0.00	0.00	0.00	0.00	0.00	0.00	0.00	0.00	291,283.29	0.00	291,283.29	Sub-Totals COB ... GOB Operating
CERTIFICATES OF OBLIGATION BONDS and GENERAL OBLIGATION BONDS ... Interest & Sinking Accounts														
F62 GOB Series 2013 ... Interest & Sinking	367,170.78	669,522.73		787,625.00		787,625.00					249,068.51		249,068.51	F62 GOB Series 2013 ... Interest & Sinking
F53 COB Series 2001 / GOB Refunding Series 2013 ... Interest & Sinking	60,224.16	135,331.54	750.00	167,307.50		168,057.50					27,498.20		27,498.20	F53 COB Series 2001 / GOB Refunding Series 2013 ... Interest & Sinking
Sub-Totals COB ... GOB I&S	427,394.94	804,854.27	750.00	954,932.50	0.00	955,682.50	0.00	0.00	0.00	0.00	276,566.71	0.00	276,566.71	Sub-Totals COB ... GOB I&S

GILLESPIE COUNTY, TEXAS
STATEMENT OF
Receipts, Disbursements, Electronic Funds Transfers, Payroll, Interfund Allocations, Adjustments, and Time Investments
of County Funds Managed by County Treasurer

Fiscal Year to Date as of Period Ended March 31, 2017

For Current Account Period	Cash Balance as of 09.30.2016	Receipts	Disbursements	Electronic Fund Transfers	Payroll	Total Disbursements	Interfund Allocations In	Interfund Allocations Out	FY2017 Adjustments	FY2016 Adjustments	Cash Balances as of 03.31.2017	Time Investments	Adjusted Cash Balance as of 03.31.2017
TRUST and AGENCY													
F22 Criminal Justice	54,932.91	114,867.66	999.72	126,612.91		127,612.63					42,187.94	F22 Criminal Justice	
F27 Waste Water	730.00	1,180.00	1,170.00			1,170.00					740.00	F27 Waste Water	
F80 County Attorney Hot Check	7,577.51	13,818.50	15,615.55			15,615.55					5,780.46	F80 County Attorney Hot Check	
F89 McDermott (PML)	110,471.53	322.33				0.00					110,793.86	F89 McDermott (PML)	
F92 Breiten (PML)	201,971.34	574.80	6,618.87			6,618.87					195,927.27	F92 Breiten (PML)	
F85 Justice Of Peace 1	35,430.40	122,733.64	120,008.61			120,008.61					38,155.43	F85 Justice Of Peace 1	
F86 Justice Of Peace 2	15,777.64	84,928.61	85,156.49			85,156.49					15,549.76	F86 Justice Of Peace 2	
F83 Appellate Judicial	1,156.16	780.62	1,361.16			1,361.16					575.62	F83 Appellate Judicial	
F84 Alternative Dispute Resolution	1,857.31	2,285.00	2,847.31			2,847.31					1,295.00	F84 Alternative Dispute Resolution	
F90 Unclaimed Monies	57,058.39	26.00				0.00					57,084.39	F90 Unclaimed Monies	
F94 County Clerk Operating	54,774.79	262,926.63	257,898.23			257,898.23					59,803.19	F94 County Clerk Operating	
F95 District Clerk Operating	48,925.35	102,454.88	71,990.34			71,990.34					79,389.89	F95 District Clerk Operating	
Sub-Totals Trust and Agency	590,663.33	706,898.67	563,666.28	126,612.91	0.00	690,279.19	0.00	0.00	0.00	0.00	607,282.81	0.00	607,282.81

TOTALS ALL FUNDS	17,394,230.12	18,631,099.92	5,983,612.89	2,754,191.59	2,459,194.69	11,186,999.17	900,000.00	900,000.00	(479.58)	0.00	24,727,851.29	4,550,000.00	20,177,851.29
------------------	---------------	---------------	--------------	--------------	--------------	---------------	------------	------------	----------	------	---------------	--------------	---------------



FY2016-2017
GILLESPIE COUNTY, TEXAS
STATEMENT OF
Fund Cash/ Investment Balances of All County Funds Managed By County Treasurer

FUND DESCRIPTION ACTIVE FUNDS		FY2017	FY2016	FY2015	FY2014	FY2013	FY2012	FY2011	FY2010	FY2009	FY2008	FY2007	FY2006	FY2005	
		As of 03.31.2017						As Of Fiscal Year Ending Date							
GENERAL and ROAD & BRIDGE Maintenance & Operating															
F10	General Fund														
	All Departments	18,644,884.25	12,334,694.04	10,425,972.66	9,427,791.73	7,929,967.87	6,382,410.44	7,099,577.50	8,058,141.42	9,262,263.41	8,857,295.99	7,871,493.01	6,391,051.39	4,764,571.70	
Road & Bridge															
F15	County Wide	1,931,461.27	348,372.04	341,842.65	378,620.01	285,411.34	269,007.62	247,933.84	231,323.63	415,645.89	590,087.10	266,135.87	214,879.76	325,631.63	
F16	Precinct No 1	199,176.80	299,702.39	268,572.55	241,992.22	241,285.37	245,176.66	314,264.01	419,950.01	310,192.73	159,578.97	288,106.85	214,159.86	146,948.45	
F17	Precinct No 2	270,777.76	306,892.17	267,713.97	250,708.69	263,049.77	258,790.65	290,025.28	437,336.83	225,655.61	238,217.17	214,371.88	129,291.12	143,620.74	
F18	Precinct No 3	288,314.24	298,810.08	268,676.90	143,588.42	266,091.82	255,513.57	302,798.14	356,974.50	189,553.20	94,153.92	261,697.98	131,482.78	89,710.29	
F19	Precinct No 4	241,453.35	298,831.13	269,015.94	228,968.64	296,509.28	242,510.97	296,473.77	334,265.94	297,466.40	205,119.63	294,441.60	144,424.27	87,076.99	
	Road & Bridge Sub-Totals	2,931,183.42	1,552,607.81	1,415,822.01	1,243,877.98	1,352,347.58	1,270,999.47	1,451,495.04	1,779,850.91	1,438,513.83	1,287,156.79	1,324,754.18	834,237.79	792,988.10	
Sub-Totals General and Road & Bridge Maintenance & Operating		21,576,067.67	13,887,301.85	11,841,794.67	10,671,669.71	9,282,315.45	7,653,409.91	8,551,072.54	9,837,992.33	10,700,777.24	10,144,452.78	9,196,247.19	7,225,289.18	5,557,559.80	

**FY2016-2017
GILLESPIE COUNTY, TEXAS
STATEMENT OF
Fund Cash/ Investment Balances of All County Funds Managed By County Treasurer**

FUND DESCRIPTION ACTIVE FUNDS		FY2017	FY2016	FY2015	FY2014	FY2013	FY2012	FY2011	FY2010	FY2009	FY2008	FY2007	FY2006	FY2005
As Of Fiscal Year Ending Date														
SPECIAL REVENUE														
F20	Law Library	2,276.87	2,467.24	7,760.46	13,480.79	22,378.86	28,338.91	39,192.23	43,400.98	41,852.55	42,419.59	40,079.68	36,066.66	31,284.42
F21	Lateral Road Precinct Depts										31,328.62	18,897.94	0.00	12,377.05
	Precinct No 1	6,658.22	13,291.39	6,633.18	0.00	0.00	0.00	0.00	0.00	0.00				
	Precinct No 2	6,683.25	25.04	0.00	0.00	0.00	0.00	0.00	0.00	0.00				
	Precinct No 3	6,658.22	6,658.22	0.00	0.00	0.00	0.00	0.00	0.00	0.00				
	Precinct No 4	6,658.22	0.00	0.00	0.00	0.00	0.00	0.00	0.00	0.00				
F24	Probate Fund													
	Training	4,381.77	4,299.77	4,572.06	4,124.42	4,478.28	3,863.76	4,145.00	3,616.94	3,996.51	3,568.10	3,645.71	3,765.83	3,195.83
	Guardianship Program	29,608.70	28,228.70	25,200.92	22,216.48	19,143.76	15,277.64	12,092.87	8,595.01	5,109.40	2,328.98			
F25	Court Reporter Service	3,485.11	3,248.11	467.33	236.68	2,457.15	772.43	531.72	3,586.72	3,925.99	4,749.95	4,047.90	5,121.28	5,477.58
F28	County Records Mgt	72,809.71	69,004.06	91,506.18	83,503.81	75,768.96	68,085.54	60,798.05	85,746.02	83,499.27	78,601.53	67,393.03	58,717.22	51,017.76
F29	County Clerk Rcds Mgt	145,270.88	117,867.78	103,515.09	86,517.49	60,025.77	49,201.97	50,654.52	68,198.97	73,472.48	70,443.27	82,242.00	72,150.57	72,669.38
F30	Sheriff Forfeiture	46,324.97	41,956.71	37,627.93	15,712.92	15,899.44	11,441.71	7,858.55	9,611.45	9,686.21	7,929.49	7,672.56	7,249.58	5,649.05
F93	Sheriff Abandoned Vehicle	1,209.66	1,206.15	1,201.61	1,199.37	1,197.57	1,195.50	1,193.43	1,191.12	1,188.59				
F31	Justice Court Bldg Security	32,536.74	31,719.70	29,522.59	27,149.25	24,171.38	21,074.90	18,274.01	14,515.70	10,916.77	7,584.19	4,002.12	1,179.63	
F32	Courthouse Security	24,862.58	17,774.07	2,097.39	12,630.03	44,053.70	71,743.76	102,026.09	130,994.24	144,526.10	135,480.79	121,098.83	107,026.56	97,568.68
F34	Distist Clerk Records Mgmt	9,303.00	8,791.19	7,114.22	5,630.28	5,335.50	3,698.05	5,990.38	4,439.59	2,786.99	1,052.78	1,379.12	3,360.24	2,440.00
F35	County & District Courts Technology	21,647.88	20,360.61	16,756.67	13,523.64	11,667.87	8,337.60	5,132.39	1,816.93					
F36	Occupancy Tax	698,219.96	608,412.96	538,177.10	447,100.78	390,614.91	338,673.95	308,813.75	320,237.64	317,065.36	247,888.90	119,121.10	0.00	
F37	Pretrial Intervention	132,525.71	127,525.71	123,025.71	123,025.71	122,525.71	114,790.71	66,662.71	28,926.64	13,800.00	7,300.00			
F51	Justice Court Technology	124,577.12	121,167.37	112,119.89	102,554.58	90,599.26	78,070.58	74,024.21	58,891.29	45,290.75	33,688.80	21,166.16	9,714.42	4,805.84
F72	Airport Operating	573,656.41	952,258.99	1,037,772.61	598,769.47	573,788.08	89,165.48	23,728.30	11,341.82	73,880.94	31,324.65	16,738.96	39,251.50	24,529.76
F78	LEOSE-Sheriff	8,776.82	5,436.41	4,028.28	2,058.58	0.00	1,126.08	4,026.08	2,976.21	7,014.12	5,446.60	4,467.33	3,818.12	2,074.71
F79	LEOSE-Constable 1	9,385.42	8,702.83	8,038.15	7,379.00	6,728.73	6,728.73	6,748.73	6,086.06	5,498.36	4,837.67	4,167.79	3,560.06	2,890.67
F82	LEOSE-Constable 2	7,331.75	6,649.16	5,984.48	6,105.88	5,455.61	5,455.61	5,455.61	5,537.84	5,421.92	4,761.23	4,091.35	3,785.87	3,116.48
F81	Tax Assessor M V I	106.75	106.75	106.75	106.75	106.75	106.75	95.92	73.66	73.66	0.00	2,290.79	2,178.41	1,833.73
F40	Sheriff Equitable Sharing	1,210.12	1,206.61	1,202.07	1,200.17									
	Sub-Totals Special Revenue	1,976,165.84	2,198,365.53	2,164,430.67	1,574,226.08	1,476,397.29	917,149.66	797,444.55	809,784.83	849,005.97	720,735.14	522,502.37	356,945.95	320,930.94

**FY2016-2017
GILLESPIE COUNTY, TEXAS
STATEMENT OF
Fund Cash/ Investment Balances of All County Funds Managed By County Treasurer**

FUND DESCRIPTION ACTIVE FUNDS	FY2017	FY2016	FY2015	FY2014	FY2013	FY2012	FY2011	FY2010	FY2009	FY2008	FY2007	FY2006	FY2005
----------------------------------	--------	--------	--------	--------	--------	--------	--------	--------	--------	--------	--------	--------	--------

As Of Fiscal Year Ending Date

SPECIAL REVENUE ... GRANTS													
F11	Grants ... General - Energy Efficiency	0.00	0.00	0.00	0.00	0.00	0.00	38.98					
F11	Grants ... Law Enforcement, Emergency Services P25 Compliant Radio	0.00	0.00	0.00	75,248.14	(78,346.14)	0.00						
F54	PML..Loan Star Grant	258.39	258.39	258.39	258.39	258.39	258.39	258.39	254.04	345.29	522.91	293.50	65.12
F54	PML..PAC-HUG Grant	211.40	211.40	211.40	211.40	211.40	211.40	211.40	211.40	211.06	209.40	6,634.72	6,307.45
F71	Airport Capital Project Grant	15.18	15.18	15.18	15.18	11,795.25							
	Sub-Totals	484.97	484.97	484.97	75,733.11	(66,081.10)	469.79	508.77	465.44	556.35	732.31	6,928.22	6,372.57
	Special Revenue ... Grants												28.36

CERTIFICATES OF OBLIGATION BONDS and GENERAL OBLIGATION BONDS Operating Accounts													
F61	GOB Series 2013 ... Jail Project	291,283.29	290,019.50	491,873.19	5,249,856.00	13,952,401.46							
	Sub-Totals	291,283.29	290,019.50	491,873.19	5,249,856.00	13,952,401.46	0.00	0.00	0.00	0.00	0.00	0.00	0.00
	COB ... GOB Operating												0.00

CERTIFICATES OF OBLIGATION BONDS and GENERAL OBLIGATION BONDS Interest & Sinking Accounts													
F62	GOB Series 2013 ... Interest & Sinking	249,068.51	367,170.78	176,091.44	186,733.10	33,431.94							
F53	COB Series 2001 / GOB Refunding Series 2013 ... Interest & Sinking	27,498.20	60,224.16	22,393.57	30,914.07	37,851.74	30,199.42	28,061.84	2,624.28	8,069.04	82,110.37	95,558.09	31,073.48
	Sub-Totals	276,566.71	427,394.94	198,485.01	217,647.17	71,283.68	30,199.42	28,061.84	2,624.28	8,069.04	82,110.37	95,558.09	31,073.48
	COB ... GOB I&S												23,260.33

FY2016-2017
GILLESPIE COUNTY, TEXAS
STATEMENT OF
Fund Cash/ Investment Balances of All County Funds Managed By County Treasurer

FUND DESCRIPTION ACTIVE FUNDS		FY2017	FY2016	FY2015	FY2014	FY2013	FY2012	FY2011	FY2010	FY2009	FY2008	FY2007	FY2006	FY2005
As Of Fiscal Year Ending Date														
TRUST and AGENCY														
F22	Criminal Justice	42,187.94	54,932.91	54,332.95	56,439.35	62,059.07	51,843.04	61,241.11	72,063.98	65,435.27	86,647.15	71,204.17	56,514.01	47,492.20
F27	Waste Water	740.00	730.00	650.00	610.00	500.00	660.00	450.00	630.00	590.00	910.00	300.00	2,500.00	1,090.00
F80	County Attorney Hot Check	5,780.46	7,577.51	11,784.05	11,142.69	17,676.23	21,388.16	14,191.24	6,555.71	23,288.36	13,177.74	8,791.79	9,641.14	9,240.53
F89	McDermott (PML)	110,793.86	110,471.53	138,721.86	144,339.67	145,002.86	144,748.09	155,460.28	157,606.59	157,267.26	155,991.94	150,937.08	143,185.65	138,423.71
F92	Breiten (PML)	195,927.27	201,971.34	207,231.35	213,777.98	232,518.32	242,104.78	263,175.02	295,903.52	295,266.14	292,871.78	283,381.35	374,330.42	416,034.73
F85	Justice Peace No 1	38,155.43	35,430.40	39,391.40	36,196.17	38,870.87	32,802.78	31,544.44	42,704.30	27,861.46	32,606.50	31,714.74	31,364.72	20,388.07
F86	Justice Peace No 2	15,549.76	15,777.64	16,066.07	25,655.83	23,579.31	23,495.92	25,400.31	30,650.37	26,998.27	29,161.96	34,657.77	22,634.54	22,782.46
F83	Appellate Judicial	575.62	1,156.16	777.34	703.81	1,315.45	1,354.03	1,180.92	1,181.94	1,075.75	1,547.53	1,154.53	1,161.47	819.50
F84	Alternative Dispute	1,295.00	1,857.31	2,195.50	720.00	1,796.86	1,493.98	2,087.71	1,840.22	1,664.85	1,697.66	2,052.55	2,024.68	6,530.00
F90	Unclaimed Monies	57,084.39	57,058.39	54,211.45	55,949.27	50,746.77	48,698.94	47,544.20	47,757.66	46,394.14	43,344.41	36,840.41	5,213.28	4,961.20
F94	County Clerk Operating	59,803.19	54,774.79	42,645.44	43,947.02	33,039.61	38,409.66	32,375.08	41,376.98					
F95	District Clerk Operating	79,389.89	48,925.35	71,669.36	86,979.66	41,113.16	41,651.53	48,532.38	47,975.16					
Sub-Totals Trust & Agency		607,282.81	590,663.33	639,676.77	676,461.45	648,218.51	648,650.91	683,182.69	746,246.43	645,841.50	657,956.67	621,034.39	648,569.91	667,762.40
TOTALS ALL ACTIVE FUNDS		24,727,851.29	17,394,230.12	15,336,745.28	18,465,593.52	25,364,535.29	9,249,879.69	10,060,270.39	11,397,113.31	12,204,250.10	11,605,987.27	10,442,270.26	8,268,251.09	6,569,541.83
		FY2017	FY2016	FY2015	FY2014	FY2013	FY2012	FY2011	FY2010	FY2009	FY2008	FY2007	FY2006	FY2005
As Of Fiscal Year Ending Date														

**FY2016-2017
 GILLESPIE COUNTY, TEXAS
 STATEMENT OF
 Fund Cash/ Investment Balances of All County Funds Managed By County Treasurer**

FUND DESCRIPTION INACTIVE FUNDS	FY2017	FY2016	FY2015	FY2014	FY2013	FY2012	FY2011	FY2010	FY2009	FY2008	FY2007	FY2006	FY2005
------------------------------------	--------	--------	--------	--------	--------	--------	--------	--------	--------	--------	--------	--------	--------

As of 03.31.2017

As Of Fiscal Year Ending Date

INACTIVE FUNDS															
F99	Light Up The Block			0.00	3.48	3.48	3.48	3.48	3.48	73.05	90.54	47.76	0.00	0.00	
F87	Flora Eckert						0.00	0.00	2,633.35	4,511.42	6,484.28	6,274.17	5,951.99	5,682.06	
F49	Homeland Security (2)						0.00	0.00	0.00	0.00	0.00	0.00	0.00	0.00	
F50	Homeland Security						0.00	0.00	0.00	0.00	0.00	100.00	0.00	0.00	
F88	Krikorian						0.00	0.00	28,000.00	26,700.71	25,835.51	25,117.93	24,942.10		
F38	Intoxication/Drug Court						0.00	0.00	0.00	869.40					
F33	Graffiti Eradication						0.00	0.00	0.00	0.00	0.00	0.00	0.00	0.00	
F52	COB Series 2001						0.00	0.00	0.00	0.00	0.00	0.00	0.00	0.00	
F--	County Court Records Archive...								0.00	0.00	0.00	0.00	0.00	0.00	
F55	TIF Grant														
F56	1997 TCHCA-Fbg														
F74	Airport Economic														
F60	Post Office Certificates														
F26	Historical Commission														
F57	Harper-1996TCDP														
F58	Stonewall Grant #2														
F59	Stonewall Grant #1														
F91	DWI Educational														
F73	Airport Master														
F14	Internal Inventory														
TOTALS ALL INACTIVE FUNDS		0.00	0.00	0.00	0.00	0.00	0.00	0.00	0.00	2,633.35	32,511.42	34,054.39	32,109.68	31,169.92	30,624.16

TOTALS ALL FUNDS	24,727,851.29	17,394,230.12	15,336,745.28	18,465,593.52	25,364,535.29	9,249,879.69	10,060,270.39	11,399,746.66	12,236,761.52	11,640,041.66	10,474,379.94	8,299,421.01	6,500,165.99
	FY2017	FY2016	FY2015	FY2014	FY2013	FY2012	FY2011	FY2010	FY2009	FY2008	FY2007	FY2006	FY2005
	As of 03.31.2017						As Of Fiscal Year Ending Date						

GILLESPIE COUNTY, TEXAS
STATEMENT OF
Maintenance & Operating Accounts

	FY2017 as of 3.31.2017	FY2016	FY2015	FY2014	FY2013	FY2012	FY2011	FY2010	FY2009	FY2008	FY2007	FY2006	FY2005	FY2004
	As Of Fiscal Year Ending Date													
	Revenues Inclusive Interfund Allocations													
GENERAL and ROAD & BRIDGE Maintenance & Operating														
General M&O														
F10 General Fund	13,953,651.76	15,277,118.38	14,328,862.53	12,755,375.08	12,660,309.58	10,657,906.95	10,270,640.00	10,012,774.28	10,028,550.21	9,924,012.18	9,490,558.36	8,835,351.86	7,552,137.53	6,694,818.95
General Fund Over/(Under) Prior Period	(1,323,466.62)	948,255.85	1,573,487.45	95,065.50	2,002,402.63	387,266.95	257,865.72	(15,775.93)	104,538.03	433,453.82	655,206.50	1,283,214.33	857,318.58	
General Fund Cumulative Change for Periods Shown	7,258,832.81	8,582,299.43	7,634,043.58	6,060,556.13	5,965,490.63	3,963,088.00	3,575,821.05	3,317,955.33	3,333,731.26	3,229,193.23	2,795,739.41	2,140,532.91	857,318.58	
Road & Bridge M&O														
F15 County Wide	2,578,569.65	2,669,183.71	2,505,423.71	2,340,392.13	2,406,186.26	2,332,689.79	2,238,480.99	2,655,743.60	2,455,013.90	2,407,977.22	1,729,457.34	1,503,999.95	1,460,739.18	1,803,469.90
F16 Precinct No 1	211,320.31	672,953.29	553,250.36	562,311.15	535,823.96	495,287.80	435,659.70	744,672.18	777,666.49	466,454.42	389,503.85	464,726.41	353,441.58	363,007.70
F17 Precinct No 2	212,144.24	559,516.98	501,916.42	470,090.32	458,483.76	393,971.07	360,599.55	696,129.62	488,100.77	437,920.95	414,722.93	340,778.11	382,243.78	249,193.16
F18 Precinct No 3	247,033.27	573,953.02	835,249.40	653,806.04	774,237.93	893,200.46	815,249.25	827,083.23	773,976.99	580,570.58	415,908.20	451,128.21	381,907.46	446,687.99
F19 Precinct No 4	242,748.38	586,899.98	518,659.61	444,169.11	503,497.57	395,510.13	490,546.26	554,193.35	558,733.68	486,036.38	388,009.34	303,825.82	350,971.44	248,722.06
Sub-Total R&B	3,491,815.85	5,082,506.98	4,914,459.50	4,470,568.75	4,678,229.48	4,510,659.25	4,340,535.75	5,477,821.96	5,093,491.73	4,378,959.55	3,337,601.66	3,064,458.50	2,929,303.44	3,111,080.81
Road & Bridge Over/(Under) Prior Period	(1,590,691.13)	168,007.48	443,930.75	(207,660.73)	167,570.23	170,123.50	(1,137,286.23)	424,330.25	674,552.18	1,041,357.89	273,143.16	135,155.06	(181,777.37)	
Road & Bridge Cumulative Change for Periods Shown	380,735.04	1,971,426.17	1,803,418.69	1,359,487.94	1,567,148.67	1,399,576.44	1,229,454.94	2,366,741.17	1,942,410.92	1,267,878.74	226,520.85	(46,622.31)	(181,777.37)	
Overall Totals General / Road & Bridge M&O	17,445,467.61	20,359,625.36	19,243,362.03	17,225,943.83	17,338,539.06	15,168,566.20	14,611,175.75	15,490,595.26	15,082,041.94	14,302,971.73	12,828,160.02	11,899,810.36	10,481,440.97	9,805,899.76
Overall Over/(Under) Prior Period	(2,914,157.75)	1,116,263.33	2,017,418.20	(112,595.23)	2,169,972.86	557,390.45	(879,420.51)	408,554.32	779,070.21	1,474,811.71	928,349.66	1,418,369.39	675,541.21	
Overall Cumulative Change for Periods Shown	7,639,567.85	10,553,725.60	9,437,462.27	7,420,044.07	7,532,639.30	5,362,668.44	4,805,275.99	5,684,696.50	5,276,142.18	4,497,071.97	3,022,260.26	2,093,910.60	675,541.21	

GILLESPIE COUNTY, TEXAS
STATEMENT OF
Maintenance & Operating Accounts

		FY2016 as of 3.31.2017	FY2016	FY2015	FY2014	FY2013	FY2012	FY2011	FY2010	FY2009	FY2008	FY2007	FY2006	FY2005	FY2004
		As Of Fiscal Year Ending Date													
GENERAL and ROAD & BRIDGE Maintenance & Operating		Expenditures Inclusive Interfund Allocations and Adjustments													
General M&O															
F10	General Fund	7,643,461.55	13,368,397.00	13,330,681.60	11,257,551.22	11,112,752.15	11,375,074.01	11,229,203.92	11,216,896.27	9,623,582.79	8,938,209.20	8,010,116.74	7,208,872.17	7,187,414.03	6,314,580.06
	General Fund Over/(Under) Prior Period	(5,724,935.45)	37,715.40	2,073,130.38	144,799.07	(262,321.86)	145,870.09	12,307.65	1,593,313.48	685,373.59	928,092.46	801,244.57	21,458.14	872,833.97	
	General Fund Cumulative Change for Periods Shown	1,328,881.49	7,053,816.94	7,016,101.54	4,942,971.16	4,798,172.09	5,060,493.95	4,914,623.86	4,902,316.21	3,309,002.73	2,623,629.14	1,695,536.68	894,292.11	872,833.97	
Road & Bridge M&O															
F15	County Wide	995,480.42	2,682,654.32	2,542,201.07	2,247,183.46	2,389,782.54	2,311,616.01	2,221,870.78	2,840,065.86	2,629,455.11	2,084,025.99	1,678,201.23	1,614,751.82	1,644,613.21	1,436,802.68
F16	Precinct No 1	311,845.90	641,823.45	526,670.03	561,604.30	539,715.25	564,375.15	541,345.70	634,914.90	627,052.73	594,982.30	315,556.86	397,515.00	365,672.92	340,012.45
F17	Precinct No 2	248,258.65	520,338.78	484,911.14	482,431.40	454,224.64	425,205.70	507,911.10	484,448.40	500,662.33	414,075.66	329,642.17	355,107.73	325,596.47	313,286.90
F18	Precinct No 3	257,529.11	543,819.84	710,160.92	776,109.44	763,659.68	940,485.03	869,425.61	659,661.93	678,577.71	748,114.64	285,693.00	409,355.72	362,931.51	504,242.39
F19	Precinct No 4	<u>300,126.16</u>	<u>557,084.79</u>	<u>478,612.31</u>	<u>511,709.75</u>	<u>449,499.26</u>	<u>449,472.93</u>	<u>528,338.43</u>	<u>517,393.81</u>	<u>466,386.81</u>	<u>575,358.35</u>	<u>237,992.01</u>	<u>246,478.54</u>	<u>297,748.19</u>	<u>298,140.85</u>
	Sub-Total R&B	2,113,240.24	4,945,721.18	4,742,555.47	4,579,038.35	4,596,881.37	4,691,154.82	4,668,891.62	5,136,484.90	4,902,134.69	4,416,556.94	2,847,085.27	3,023,208.81	2,996,562.30	2,892,485.27
	Road & Bridge Over/(Under) Prior Period	(2,832,480.94)	203,165.71	163,517.12	(17,843.02)	(94,273.45)	22,263.20	(467,593.28)	234,350.21	485,577.75	1,569,471.67	(176,123.54)	26,646.51	104,077.03	
	Road & Bridge Cumulative Change for Periods Shown	(779,245.03)	2,053,235.91	1,850,070.20	1,686,553.08	1,704,396.10	1,798,669.55	1,776,406.35	2,243,999.63	2,009,649.42	1,524,071.67	(45,400.00)	130,723.54	104,077.03	
Overall Totals															
General / Road & Bridge M&O		9,756,701.79	18,314,118.18	18,073,237.07	15,836,589.57	15,709,633.52	16,066,228.83	15,898,095.54	16,353,381.17	14,525,717.48	13,354,766.14	10,857,202.01	10,232,080.98	10,183,976.33	9,207,065.33
	Overall Over/(Under) Prior Period	(8,557,416.39)	240,881.11	2,236,647.50	126,956.05	(356,595.31)	168,133.29	(455,285.63)	1,827,663.69	1,170,951.34	2,497,564.13	625,121.03	48,104.65	976,911.00	
	Overall Cumulative Change for Periods Shown	549,636.46	9,107,052.85	8,866,171.74	6,629,524.24	6,502,568.19	6,859,163.50	6,691,030.21	7,146,315.84	5,318,652.15	4,147,700.81	1,650,136.68	1,025,015.65	976,911.00	

Includes FY2014 year end adjustment of \$75,248.14 from F11 Grants, Law Enforcement

GILLESPIE COUNTY, TEXAS
STATEMENT OF
Maintenance & Operating Accounts

		FY2017 as of 3.31.2017	FY2016	FY2015	FY2014	FY2013	FY2012	FY2011	FY2010	FY2009	FY2008	FY2007	FY2006	FY2005	FY2004
		As Of Fiscal Year Ending Date													
GENERAL and ROAD & BRIDGE Maintenance & Operating		Cash Balances													
General M&O															
F10	General Fund	18,644,884.25	12,334,694.04	10,425,972.66	9,427,791.73	7,929,967.87	6,382,410.44	7,099,577.50	8,058,141.42	9,262,263.41	8,857,295.99	7,871,493.01	6,391,051.39	4,764,571.70	4,399,848.20
	General Fund Over/(Under) Prior Period	6,310,190.21	1,908,721.38	998,180.93	1,497,823.86	1,547,557.43	(717,167.06)	(958,563.92)	(1,204,121.99)	404,967.42	985,802.98	1,480,441.62	1,626,479.69	364,723.50	
	General Fund Cumulative Change for Periods Shown	14,245,036.05	7,934,845.84	6,026,124.46	5,027,943.53	3,530,119.67	1,982,562.24	2,699,729.30	3,658,293.22	4,862,415.21	4,457,447.79	3,471,644.81	1,991,203.19	364,723.50	
Road & Bridge M&O															
F15	County Wide	1,931,461.27	348,372.04	341,842.65	378,620.01	285,411.34	269,007.62	247,933.84	231,323.63	415,645.89	590,087.10	266,135.87	214,879.76	325,631.63	509,505.66
F16	Precinct No 1	199,176.80	299,702.39	268,572.55	241,992.22	241,285.37	245,176.66	314,264.01	419,950.01	310,192.73	159,578.97	288,106.85	214,159.86	146,948.45	159,179.79
F17	Precinct No 2	270,777.76	306,892.17	267,713.97	250,708.69	263,049.77	258,790.65	290,025.28	437,336.83	225,655.61	238,217.17	214,371.88	129,291.12	143,620.74	86,973.43
F18	Precinct No 3	288,314.24	298,810.08	268,676.90	143,588.42	266,091.82	255,513.57	302,798.14	356,974.50	189,553.20	94,153.92	261,697.98	131,482.78	89,710.29	70,734.34
F19	Precinct No 4	<u>241,453.35</u>	<u>298,831.13</u>	<u>269,015.94</u>	<u>228,968.64</u>	<u>296,509.28</u>	<u>242,510.97</u>	<u>296,473.77</u>	<u>334,265.94</u>	<u>297,466.40</u>	<u>205,119.63</u>	<u>294,441.60</u>	<u>144,424.27</u>	<u>87,076.99</u>	<u>33,853.74</u>
	Sub-Total R&B	2,931,183.42	1,552,607.81	1,415,822.01	1,243,877.98	1,352,347.58	1,270,999.47	1,451,495.04	1,779,850.91	1,438,513.83	1,287,156.79	1,324,754.18	834,237.79	792,988.10	860,246.96
	Road & Bridge Over/(Under) Prior Period	1,378,575.61	136,785.80	171,944.03	(108,469.60)	81,348.11	(180,495.57)	(328,355.87)	341,337.08	151,357.04	(37,597.39)	490,516.39	41,249.69	(67,258.86)	
	Road & Bridge Cumulative Change for Periods Shown	2,070,936.46	692,360.85	555,575.05	383,631.02	492,100.62	410,752.51	591,248.08	919,603.95	578,266.87	426,909.83	464,507.22	(26,009.17)	(67,258.86)	
Overall Totals General / Road & Bridge M&O		21,576,067.67	13,887,301.85	11,841,794.67	10,671,669.71	9,282,315.45	7,653,409.91	8,551,072.54	9,837,992.33	10,700,777.24	10,144,452.78	9,196,247.19	7,225,289.18	5,557,559.80	5,260,095.16
	Overall Over/(Under) Prior Period	7,688,765.82	2,045,507.18	1,170,124.96	1,389,354.26	1,628,905.54	(897,662.63)	(1,286,919.79)	(862,784.91)	556,324.46	948,205.59	1,970,958.01	1,667,729.38	297,464.64	
	Overall Cumulative Change for Periods Shown	16,315,972.51	8,627,206.69	6,581,699.51	5,411,574.55	4,022,220.29	2,393,314.75	3,290,977.38	4,577,897.17	5,440,682.08	4,884,357.62	3,936,152.03	1,965,194.02	297,464.64	

GILLESPIE COUNTY, TEXAS
STATEMENT OF
Fund Cash/Investment Balances of County Funds
Managed by County Treasurer

Reporting Period for Maintenance & Operating, COB/GOB Operating & I&S, Special Revenue, Special Revenue..Grants, Trust and Agency	FY2017	FY2016	FY2015	FY2014	FY2013	FY2012	FY2011	FY2010	FY2009	FY2008	FY2007	FY2006	FY2005	FY2004	FY2003	FY2002
October	16,272,543.01	14,616,600.12	17,978,164.94	25,230,555.83	8,816,582.93	9,537,288.92	10,782,786.00	11,614,108.61	10,952,885.50	9,958,440.67	7,952,494.30	6,412,175.43	5,710,864.59	5,339,657.00	5,562,776.43	5,033,726.92
November	16,757,237.98	14,967,969.47	17,265,750.38	24,953,535.22	8,890,316.88	9,228,798.73	10,570,060.92	11,537,538.96	10,498,889.31	10,152,409.10	8,025,261.13	6,492,254.19	5,815,771.82	5,220,602.83	5,513,508.58	4,915,333.89
December	18,910,143.59	17,966,511.65	18,099,680.09	26,637,026.05	11,373,696.92	10,169,466.12	11,532,479.69	12,910,952.83	11,682,933.59	10,684,794.29	8,972,555.93	7,597,535.16	6,569,101.79	5,773,095.57	6,725,293.46	5,464,922.96
January	23,410,597.59	21,039,628.80	21,177,485.65	28,516,107.73	13,685,971.08	13,393,446.13	14,318,444.26	15,498,047.87	14,366,261.90	13,481,253.20	11,165,036.24	9,488,659.54	8,523,475.25	7,456,134.19	7,390,382.57	6,921,671.85
February	25,511,306.05	22,828,117.19	22,683,610.22	29,162,422.51	14,892,438.88	14,337,413.69	15,203,602.68	15,956,038.21	15,735,998.80	14,555,820.37	12,335,852.17	10,433,012.87	9,341,225.17	8,739,837.04	8,067,857.08	7,169,069.03
March	24,727,851.29	22,133,022.22	21,915,869.23	28,011,622.33	14,353,262.89	13,961,224.66	14,605,425.43	15,787,975.99	15,568,191.69	14,421,603.69	12,279,235.33	10,316,847.09	9,342,261.49	8,166,505.99	7,877,519.02	6,846,516.10
April		21,311,930.04	19,863,672.60	26,965,965.28	14,036,410.76	13,204,240.38	14,182,107.24	14,911,731.87	15,332,630.30	14,171,385.04	12,168,084.51	10,225,221.29	9,153,636.99	7,706,537.20	7,632,850.74	6,879,522.09
May		20,969,598.11	19,534,757.94	25,202,625.86	13,381,534.31	12,853,474.81	13,180,018.23	14,443,624.89	14,826,308.29	13,675,832.00	11,856,634.81	10,019,168.98	9,181,379.67	7,645,857.66	7,396,585.22	6,758,604.54
June		20,190,779.78	18,530,454.23	23,610,769.72	27,806,922.21	11,927,636.15	12,450,284.14	13,583,948.59	14,202,648.08	13,175,542.95	11,508,032.29	9,433,093.74	8,832,285.06	7,186,622.71	7,107,557.40	6,426,986.33
July		19,259,464.27	17,462,407.18	21,673,344.14	26,973,808.70	11,234,719.43	11,652,419.87	13,105,834.49	13,620,954.46	12,336,729.42	11,412,064.22	9,030,022.51	8,376,255.12	6,807,050.38	6,620,898.14	6,217,837.20
August		18,177,957.02	16,349,354.15	19,928,413.83	25,790,313.41	10,192,089.49	11,033,361.48	12,483,092.82	12,578,256.55	11,932,892.72	10,883,175.64	8,667,571.59	7,898,769.17	6,509,004.74	5,964,701.17	5,922,921.90
September		17,394,230.12	15,336,745.28	18,465,597.00	25,364,538.77	9,249,883.17	10,060,273.87	11,399,750.14	12,236,834.57	11,640,132.20	10,474,427.70	8,299,421.01	6,600,165.99	5,886,940.47	5,731,396.90	5,654,746.62
					GOB Series 2013, Jail Construction Project, bond funding accounted for sudden increase in balance ... LL											
FY Monthly Average	20,931,613.25	19,237,984.07	18,849,829.32	24,863,165.46	17,113,816.48	11,607,473.47	12,464,271.98	13,602,720.44	13,466,899.42	12,515,569.64	10,752,737.86	8,867,915.28	7,945,432.68	6,869,820.48	6,799,277.23	6,184,321.62
Current Reported Month and Fiscal Year To Date																
Over / (Under)																
Same Month Prior Year	2,594,829.07															
Prior Fiscal Year End	7,333,621.17	2,057,484.84	(3,128,851.72)	(6,898,941.77)	16,114,655.60	(810,390.70)	(1,339,476.27)	(837,084.43)	596,702.37	1,165,704.50	2,175,006.69	1,699,255.02	713,225.52	155,543.57	76,650.28	1,570,570.21

GILLESPIE COUNTY, TEXAS
STATEMENT OF
Fund Cash/Investment Balances of County Funds
Managed by County Treasurer

FY2001	FY2000	FY1999	FY1998	FY1997	FY1996	FY1995	FY1994	FY1993	FY1992	FY1991	F1990	FY1989	FY1988	FY1987	FY1986	FY1985	Monthly Average All Years	Reporting Period for Maintenance & Operating, COB/GOB Operating & Special Revenue, Special Revenue--Grants, Trust and Agency
4,347,101.24	4,138,949.94	2,869,046.51	2,322,043.99	1,853,442.32	1,554,442.37	1,968,633.68	1,677,992.97	1,738,021.70	1,766,907.01	1,656,979.55	1,479,994.82	1,489,873.32	773,740.58	785,053.51	551,992.07	792,093.37	6,167,798.85	October
4,073,098.62	3,944,234.24	2,806,697.13	2,287,658.80	1,738,403.49	1,588,939.20	2,054,228.71	1,872,272.98	1,664,925.42	1,867,311.17	1,738,597.34	1,603,024.84	1,422,802.33	793,137.76	666,242.80	494,761.58	623,030.66	6,122,563.86	November
4,553,826.12	4,285,123.56	3,467,225.42	2,370,460.19	2,015,412.36	1,553,702.23	2,102,455.14	2,004,156.61	1,927,643.72	2,009,066.57	2,071,100.64	1,749,440.24	1,522,220.64	794,004.97	638,401.65	515,396.75	592,516.53	6,825,525.15	December
5,917,054.54	5,211,901.34	4,747,606.42	3,294,281.32	2,843,260.54	2,472,762.49	2,546,555.58	2,422,956.29	2,234,617.11	2,447,087.69	2,241,349.45	2,187,618.39	1,886,694.05	1,176,776.03	895,393.31	987,264.23	911,641.21	8,310,829.81	January
6,421,291.43	5,911,367.71	5,322,878.29	3,993,869.93	3,407,005.87	2,960,651.56	2,960,114.57	2,786,604.82	2,577,390.38	2,873,613.36	2,643,751.97	2,515,707.05	2,279,290.31	1,697,770.08	1,530,430.47	1,707,926.04	1,288,936.99	9,085,824.93	February
6,255,513.63	5,804,576.79	5,276,473.40	3,867,713.74	3,383,796.71	2,916,434.18	2,701,020.25	2,817,055.25	2,446,335.40	2,811,958.62	2,589,532.80	2,424,636.02	2,300,423.71	1,879,466.93	1,572,385.72	1,654,964.77	1,261,996.19	8,856,945.02	March
6,165,584.41	5,611,303.40	5,147,026.03	3,856,248.10	3,370,510.51	2,844,956.24	2,603,667.16	2,814,731.50	2,446,965.20	2,846,044.26	2,647,946.48	2,446,382.46	2,354,485.13	1,884,438.19	1,647,314.57	1,771,308.72	1,360,124.93	8,111,405.11	April
5,872,305.69	5,597,495.54	5,145,729.29	3,729,564.69	3,275,787.89	2,651,158.09	2,420,785.62	2,795,038.54	2,614,500.86	2,664,830.17	2,595,986.23	2,402,307.66	2,282,817.61	1,897,795.66	1,472,593.18	1,691,409.95	1,210,356.42	7,851,452.17	May
5,398,788.82	5,229,130.33	4,896,201.25	3,531,314.01	2,987,283.92	2,535,222.99	2,084,641.35	2,586,555.11	2,371,095.71	2,474,786.80	2,436,392.72	2,319,796.07	2,217,931.41	1,815,588.58	1,439,656.15	1,651,635.17	1,129,347.73	7,908,716.92	June
4,751,943.98	5,019,100.05	4,695,468.93	3,445,413.11	2,962,321.73	2,375,375.37	2,030,459.33	2,324,665.35	2,086,490.66	2,166,748.69	2,373,369.73	2,247,875.53	2,067,556.08	1,770,363.23	1,314,952.63	1,548,746.47	998,709.28	7,498,855.30	July
4,309,221.50	4,875,181.07	4,508,722.39	3,369,985.56	2,786,747.61	2,218,481.28	1,819,617.83	2,263,605.13	2,029,973.96	2,078,961.54	2,158,156.49	1,995,691.66	1,950,450.56	1,733,930.99	1,181,205.11	1,466,150.68	824,648.71	7,058,831.49	August
4,084,176.41	4,575,232.89	4,394,094.37	3,208,449.92	2,590,681.06	2,098,133.77	1,584,937.70	2,069,733.13	1,872,419.95	1,917,213.24	2,014,947.50	1,766,243.49	1,643,269.78	1,541,576.26	770,951.77	839,823.87	671,522.07	6,607,452.84	September
5,179,159.70	5,016,916.49	4,439,764.29	3,273,083.61	2,767,887.83	2,314,188.31	2,239,759.74	2,369,613.97	2,167,531.76	2,327,045.76	2,264,009.24	2,094,893.19	1,951,484.58	1,479,879.11	1,159,548.41	1,240,115.03	972,077.01		
(491,056.48)	181,138.52	1,185,644.45	617,768.86	492,547.29	513,196.07	(464,795.43)	197,313.18	(44,793.29)	(97,734.26)	248,704.01	122,973.71	101,693.52	770,624.49	(68,872.10)	166,301.80			

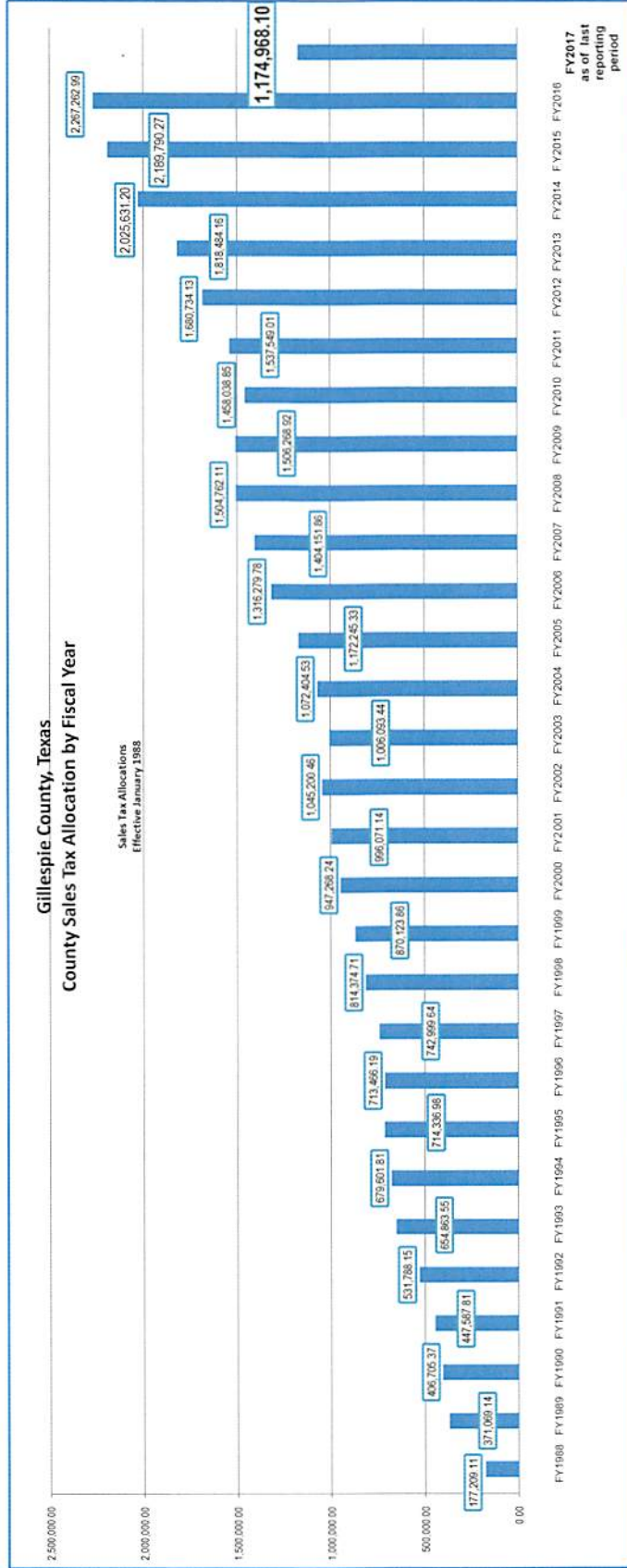
NOTE: Rollback election held
April 05, 1988 ... rollback passed

GILLESPIE COUNTY, TEXAS
COUNTY SALES TAX ALLOCATION SUMMARY

March 1988 through FY2017

Period Tax Allocation Received	FY1988	FY1989	FY1990	FY1991	FY1992	FY1993	FY1994	FY1995	FY1996	FY1997	FY1998	FY1999	FY2000	FY2001	FY2002	FY2003	FY2004	FY2005
October	22,614.86	26,581.55	33,537.36	36,992.75	41,801.10	49,891.91	49,891.91	82,743.15	58,486.86	52,039.59	54,937.86	50,951.69	65,241.66	66,865.34	75,743.16	81,976.96	77,478.63	82,681.54
September and 3rd Quarter	43,215.06	44,231.67	43,279.83	50,014.92	55,981.19	64,445.89	64,104.87	61,441.85	66,939.70	62,637.05	66,939.70	74,731.00	60,172.12	86,097.63	88,692.77	87,008.90	94,471.11	103,544.31
December	24,372.61	27,072.59	27,183.79	32,965.97	49,151.47	46,769.97	49,676.22	49,676.22	60,893.07	60,811.06	60,893.07	70,326.26	85,955.47	70,180.00	82,667.48	77,782.13	84,302.14	87,745.88
November	23,143.13	28,570.51	34,896.95	33,040.99	47,672.78	61,026.80	61,026.80	58,115.99	55,693.53	56,392.42	60,499.63	58,712.49	79,145.12	77,326.63	85,504.02	80,680.74	80,680.57	92,483.12
January	55,088.79	55,601.40	56,802.45	64,014.68	85,206.84	86,415.98	79,879.42	75,116.70	82,205.56	94,754.60	105,116.56	90,795.36	104,669.49	112,735.48	104,087.24	115,871.28	121,222.16	
December, 4th Quarter, Yearly	10,048.12	19,376.35	22,842.31	27,766.80	30,546.66	42,841.80	37,823.28	44,989.12	55,964.23	49,941.44	54,150.75	58,367.91	72,738.72	61,652.97	77,471.73	65,204.25	71,784.27	85,739.86
March	13,766.26	18,223.31	22,431.61	26,597.86	52,007.16	42,480.30	69,059.85	45,858.42	50,129.00	45,435.42	53,515.01	59,649.70	66,084.12	69,317.85	72,330.32	62,331.14	70,741.63	65,184.79
April	37,630.57	41,151.11	44,480.87	46,653.96	31,203.05	66,318.77	57,489.64	64,876.89	62,424.84	71,469.21	69,091.17	91,409.71	96,441.51	93,043.82	94,505.94	93,443.25	102,949.16	112,599.80
May	24,530.57	24,076.76	27,059.33	31,503.80	41,913.33	48,605.58	44,647.36	48,588.21	58,749.69	61,697.08	77,574.05	72,275.15	70,155.54	79,441.16	92,403.56	87,764.45	89,329.15	105,312.44
June	20,139.41	24,953.23	27,959.52	34,719.01	43,922.13	49,464.53	48,368.42	50,605.85	54,962.82	57,092.55	64,608.17	59,958.51	76,576.31	87,695.36	89,767.62	86,277.93	82,641.66	94,818.82
July	46,170.12	46,397.69	50,886.17	50,668.66	58,425.43	73,116.78	67,507.13	66,689.81	59,548.35	72,612.17	84,458.60	98,754.28	91,921.77	118,409.57	90,669.86	95,008.16	113,562.54	120,028.46
August	24,924.06	28,456.24	28,987.84	33,905.34	56,740.88	52,232.41	46,155.60	61,535.89	71,272.01	70,867.09	72,854.10	69,670.60	74,040.54	81,351.52	82,708.52	84,660.29	88,592.39	100,874.13
September	177,209.11	371,069.14	406,705.37	447,587.81	551,788.15	654,863.55	679,601.81	714,336.98	713,466.19	742,999.64	814,374.71	870,123.86	947,268.24	990,071.14	1,045,200.46	1,006,093.44	1,072,404.53	1,172,245.33
Total Per Year	177,209.11	371,069.14	406,705.37	447,587.81	551,788.15	654,863.55	679,601.81	714,336.98	713,466.19	742,999.64	814,374.71	870,123.86	947,268.24	990,071.14	1,045,200.46	1,006,093.44	1,072,404.53	1,172,245.33
Total All Years	177,209.11	548,278.25	954,983.62	1,402,571.43	1,934,359.58	2,589,223.13	3,268,824.94	3,983,181.92	4,690,628.11	5,439,627.75	6,254,002.46	7,124,126.32	8,071,384.50	9,067,465.70	10,112,666.16	11,118,759.60	12,191,164.13	13,363,409.46
\$ Inc / (Dec) Over Prior Year	193,860.03	35,636.23	40,882.44	84,200.34	123,075.40	24,738.26	34,735.17	(870.79)	29,533.45	71,375.07	55,749.15	77,144.38	48,802.00	49,129.32	(39,107.02)	66,311.09	99,840.80	
% Inc / (Dec) Over Prior Year	109.40%	9.60%	10.05%	18.81%	23.14%	3.78%	5.11%	-0.12%	4.14%	9.61%	6.85%	8.97%	5.15%	4.93%	-3.74%	6.59%	9.31%	
Calendar Year Allocations	0.00	267,411.64	378,752.42	412,820.54	463,560.47	558,648.27	669,137.56	711,691.42	690,744.53	719,148.96	750,562.57	827,513.03	894,484.16	950,041.96	1,020,031.58	1,044,865.04	1,015,577.33	1,090,124.38
\$ Inc / (Dec) Over Prior Year	267,411.64	111,340.78	34,068.12	50,739.93	95,087.80	110,489.29	42,553.86	(20,946.89)	28,404.43	31,433.61	76,930.46	66,071.13	55,557.80	69,969.62	24,833.46	(29,287.71)	74,547.05	

GILLESPIE COUNTY, TEXAS
COUNTY SALES TAX ALLOCATION SUMMARY
March 1988 through FY2017



GILLESPIE COUNTY, TEXAS REPAYMENT OF ERRONEOUS RECEIPT OF SALES AND USE TAX

**January 1997 Through October 2016
Paid Off September.2016**

	Year 1	Year 2	Year 3	Year 4	Year 5	Year 6	Year 7	Year 8	Year 9	Year 10	Year 11	Year 12	Year 13	Year 14	Year 15	Year 16	Year 17	Year 18	Year 19	Year 20
	1997	1998	1999	2000	2001	2002	2003	2004	2005	2006	2007	2008	2009	2010	2011	2012	2013	2014	2015	2016
Actual Balance At Year Start	211,870.02	201,276.54	190,683.06	180,089.58	169,496.10	158,902.62	148,309.14	137,715.66	127,122.18	116,528.70	105,935.22	95,341.74	84,748.26	74,154.78	63,561.30	52,967.82	42,374.34	31,780.86	21,187.38	10,593.90
January	2,648.37	2,648.37	2,648.37	2,648.37	2,648.37	2,648.37	2,648.37	2,648.37	2,648.37	2,648.37	2,648.37	2,648.37	2,648.37	2,648.37	2,648.37	2,648.37	2,648.37	2,648.37	2,648.37	2,648.37
April	2,648.37	2,648.37	2,648.37	2,648.37	2,648.37	2,648.37	2,648.37	2,648.37	2,648.37	2,648.37	2,648.37	2,648.37	2,648.37	2,648.37	2,648.37	2,648.37	2,648.37	2,648.37	2,648.37	2,648.37
July	2,648.37	2,648.37	2,648.37	2,648.37	2,648.37	2,648.37	2,648.37	2,648.37	2,648.37	2,648.37	2,648.37	2,648.37	2,648.37	2,648.37	2,648.37	2,648.37	2,648.37	2,648.37	2,648.37	2,648.37
October	2,648.37	2,648.37	2,648.37	2,648.37	2,648.37	2,648.37	2,648.37	2,648.37	2,648.37	2,648.37	2,648.37	2,648.37	2,648.37	2,648.37	2,648.37	2,648.37	2,648.37	2,648.37	2,648.37	2,648.37
Total Remitted To Date	10,593.90	21,187.80	31,781.66	42,375.52	52,969.38	63,563.24	74,157.10	84,750.96	95,344.82	105,938.68	116,532.54	127,126.40	137,720.26	148,314.12	158,907.98	169,501.84	180,095.70	190,689.56	201,283.42	211,877.28
Actual Balance To Date	201,276.54	190,683.06	180,089.58	169,496.10	158,902.62	148,309.14	137,715.66	127,122.18	116,528.70	105,935.22	95,341.74	84,748.26	74,154.78	63,561.30	52,967.82	42,374.34	31,780.86	21,187.38	10,593.90	(0.00)
Projected Balance At Year End	201,276.54	190,683.06	180,089.58	169,496.10	158,902.62	148,309.14	137,715.66	127,122.18	116,528.70	105,935.22	95,341.74	84,748.26	74,154.78	63,561.30	52,967.82	42,374.34	31,780.86	21,187.38	10,593.90	0.00

Gillespie County proposal of repayment (as outlined in letter of October 18, 1996) as accepted by State Comptroller ...
 Gillespie County will make 80 quarterly payments (due first of each month: January, April, July, and October)
 for 20 years beginning January 01, 1997:
 79 quarterly payments of \$2,648.37 each beginning on January 01, 1997 through July 01, 2016 and
 a final payment of \$2,648.79 on October 01, 2016 for a total of \$211,870.02.

Gillespie County, Texas
Hotel Occupancy Tax ... Quarterly Recaps
As of Period Ending Marach 31, 2017

	Collection/Remittance Period	Collections		Disbursements		Cash Balance
		HOT & P&I Interest Earnings	Convention & Visitors Bureau	Organizations etc		
FY2017	3rd Quarter 2017					
	Sub-Total	0.00	0.00	0.00	0.00	
FY2016	2nd Quarter 2017					
	1st Quarter 2017		144,663.81			698,219.96
	4th Quarter 2016		111,214.19	166,071.00		553,556.15
	3rd Quarter 2016		142,319.44			608,412.96
	Sub-Total	232,126.44	398,197.44	166,071.00	0.00	
FY2015	2nd Quarter 2016		124,466.03	150,829.00	120,000.00	466,093.52
	1st Quarter 2016		128,625.32			612,456.49
	4th Quarter 2015		96,483.07	150,829.00		483,831.17
	3rd Quarter 2015		115,558.26		(881.94)	538,177.10
	Sub-Total	44,356.62	465,132.68	301,658.00	119,118.06	
FY2014	2nd Quarter 2015		120,944.22	127,742.50	118,000.00	421,736.90
	1st Quarter 2015		122,937.00			546,535.18
	4th Quarter 2014		104,239.90	127,742.50		423,598.18
	3rd Quarter 2014		120,711.31			447,100.78
	Sub-Total	95,347.43	468,832.43	255,485.00	118,000.00	
FY2013	2nd Quarter 2014		95,362.58	111,163.00	120,000.00	326,389.47
	1st Quarter 2014		92,050.01			462,189.89
	4th Quarter 2013		90,687.97	111,163.00		370,139.88
	3rd Quarter 2013		82,776.94			390,614.91
	Sub-Total	18,551.50	360,877.50	222,326.00	120,000.00	
FY2012	2nd Quarter 2013		82,927.36	96,357.50	80,000.00	307,837.97
	1st Quarter 2013		102,188.41			401,268.11
	4th Quarter 2012		56,763.25	96,357.50		299,079.70
	3rd Quarter 2012		69,377.43			338,673.95
	Sub-Total	38,541.45	311,256.45	192,715.00	80,000.00	
FY2011	2nd Quarter 2012		76,505.61	84,193.50	11,000.00	269,296.52
	1st Quarter 2012		67,043.98		69,000.00	287,984.41
	4th Quarter 2011		63,485.70	84,193.50		289,940.43
	3rd Quarter 2011		62,766.18			310,648.23
	Sub-Total	21,414.47	269,801.47	168,387.00	80,000.00	
FY2010	2nd Quarter 2011		60,050.07	80,530.57		247,882.05
	1st Quarter 2011		61,473.10		80,000.00	268,362.55
	4th Quarter 2010		47,182.38	80,530.57		286,889.45
	3rd Quarter 2010		67,036.85			320,237.64
	Sub-Total	(5,318.74)	235,742.40	161,061.14	80,000.00	
FY2009	2nd Quarter 2010		47,363.32	82,089.00	61,500.00	253,200.79
	1st Quarter 2010		67,910.43			349,426.47
	4th Quarter 2009		46,539.68	82,089.00		281,516.04
	3rd Quarter 2009		63,672.15			317,065.36
	Sub-Total	(192.42)	225,485.58	164,178.00	61,500.00	
FY2008	2nd Quarter 2009		55,182.22			253,393.21
	1st Quarter 2009		68,196.40	80,854.20		198,210.99
	4th Quarter 2008		43,834.09	80,854.20		210,868.79
	3rd Quarter 2008		75,474.18		15,000.00	247,888.90
	Sub-Total	65,978.49	242,686.89	161,708.40	15,000.00	
FY2007	2nd Quarter 2008		52,205.02	100,000.00		187,414.72
	1st Quarter 2008		62,603.17			235,209.70
	4th Quarter 2007		53,485.43			172,606.53
	3rd Quarter 2007		61,352.43			119,121.10
	Sub-Total	129,646.05	229,646.05	100,000.00	0.00	
	2nd Quarter 2007		57,271.57			57,768.67
	1st Quarter 2007		497.10	0.00	0.00	497.10
	Sub-Total	57,768.67	57,768.67	0.00	0.00	
	Sub-Total			1,893,589.54	673,618.06	
Totals All Years		Revenues	3,265,427.56			
		Expenditures	2,567,207.60		Net Cash Effect	698,219.96

GILLESPIE COUNTY, TEXAS

GOB Series 2010 Refunding Bonds ... December.2010
 Post COB Series 2001 ... September.2001

Bond Redemptions & Interest Payment Schedule
 February.2011 through February.2021

	Year 1	Year 2	Year 3	Year 4	Year 5	Year 6	Year 7	Year 8	Year 9	Year 10	Year 11	
	2011	2012	2013	2014	2015	2016	2017	2018	2019	2020	2021	
Actual Balance At Year Start	1,839,134.46	1,779,647.50	1,603,672.50	1,429,447.50	1,247,370.00	1,067,992.50	891,727.50					Actual Balance At Year Start
February bonds interest	35,000.00 6,079.46	140,000.00 18,407.50	140,000.00 17,567.50	150,000.00 16,657.50	150,000.00 15,420.00	150,000.00 13,957.50	155,000.00 12,307.50					bonds interest February
August bonds interest	0.00 18,407.50	0.00 17,567.50	0.00 16,657.50	0.00 15,420.00	0.00 13,957.50	0.00 12,307.50						bonds interest August
Total Remitted To Date	59,486.96	235,461.96	409,686.96	591,764.46	771,141.96	947,406.96	1,114,714.46	1,114,714.46	1,114,714.46	1,114,714.46	1,114,714.46	Total Remitted To Date
Actual Balance To Date	1,779,647.50	1,603,672.50	1,429,447.50	1,247,370.00	1,067,992.50	891,727.50	724,420.00					Actual Balance To Date
Projected Pymnt Per Year	59,486.96	175,975.00	174,225.00	182,077.50	179,377.50	176,265.00	177,677.50	178,540.00	178,865.00	178,670.00	177,975.00	Projected Pymnt Per Year
Projected Balance At Year End	1,779,647.50	1,603,672.50	1,429,447.50	1,247,370.00	1,067,992.50	891,727.50	714,050.00	535,510.00	356,645.00	177,975.00	0.00	Projected Balance At Year End

\$1,988,356.26	COB Series 2001 Debt Service on Refunded Bonds	\$1,590,000.00	Principal	\$1,590,000.00	Series 2010 Sources of Funds..Proceeds of Bonds
\$1,839,134.46	GOB Series 2010 Refunded Bonds	\$249,134.46	interest	\$38,746.50	Cost of Issuance
\$149,221.80	Net savings	\$1,839,134.46	GOB Series 2010, Refunding Bonds	\$1,551,253.50	Deposit to Escrow

Original Certificates of Obligation Bonds Series 2001 payments started February 2002
 Series 2010 Refunding ... Interest and Bond Redemptions due February of each year starting February of 2011
 Series 2010 Refunding ... Interest only due August of each year starting August of 2011

GILLESPIE COUNTY, TEXAS

GOB Series 2013 ... Jail Project

Bond Redemptions Interest Payment Schedule
February, 2014 through February, 2033

Schedule Bond Redemption & Interest Payment	Initial Receipt of Bonds June, 2013	Year 1 2014	Year 2 2015	Year 3 2016	Year 4 2017	Year 5 2018	Year 6 2019	Year 7 2020	Year 8 2021	Year 9 2022	Year 10 2023
Projected Balances At Year Start	20,429,713.00	19,408,475.00	18,387,525.00	17,367,275.00	16,347,925.00	15,324,725.00	14,300,875.00	13,279,650.00	12,256,300.00	11,234,800.00	
bonds	0.00	395,000.00	530,000.00	540,000.00	550,000.00	565,000.00	580,000.00	595,000.00	620,000.00	645,000.00	670,000.00
interest	0.00	378,113.00	248,125.00	242,825.00	237,425.00	231,925.00	226,275.00	217,575.00	208,650.00	194,700.00	181,800.00
bonds	0.00	0.00	0.00	0.00	0.00	0.00	0.00	0.00	0.00	0.00	0.00
interest	0.00	248,125.00	242,825.00	237,425.00	231,925.00	226,275.00	217,575.00	208,650.00	194,700.00	181,800.00	168,400.00
Projected Total Remittance	0.00	1,021,238.00	2,042,188.00	3,062,438.00	4,081,788.00	5,104,988.00	6,128,838.00	7,150,063.00	8,173,413.00	9,194,913.00	10,215,113.00
Project Balances At Year End	20,429,713.00	19,408,475.00	18,387,525.00	17,367,275.00	16,347,925.00	15,324,725.00	14,300,875.00	13,279,650.00	12,256,300.00	11,234,800.00	10,214,600.00
Bonds issued June 2014											
Principal and Interest payments due February of each year starting February of 2014											
Interest only payments due August of each year starting August of 2014											
Outstanding Tax Secured Debt	Initial Receipt of Bonds June, 2013	Year 1 2014	Year 2 2015	Year 3 2016	Year 4 2017	Year 5 2018	Year 6 2019	Year 7 2020	Year 8 2021	Year 9 2022	Year 10 2023
Balances At Year Start	20,429,713.00	19,408,475.50	18,387,525.50	17,367,275.50							
bonds	0.00	395,000.00	530,000.00	540,000.00	550,000.00						
interest	0.00	378,112.50	248,125.00	242,825.00	237,425.00						
bonds	0.00	0.00	0.00	0.00							
interest	0.00	248,125.00	242,825.00	237,425.00							
Total Annual Remittances	0.00	1,021,237.50	2,042,187.50	3,062,437.50	4,081,787.50	5,104,988.00	6,128,838.00	7,150,063.00	8,173,413.00	9,194,913.00	10,215,113.00
Total Remittances To Date	0.00	1,021,237.50	2,042,187.50	3,062,437.50	3,849,862.50						

GILLESPIE COUNTY, TEXAS

GOB Series 2013 ... Jail Project

Bond Redemptions Interest Payment Schedule
February.2014 through February.2033

Schedule Bond Redemption & Interest Payment		Year 11	Year 12	Year 13	Year 14	Year 15	Year 16	Year 17	Year 18	Year 19	Year 20
		2024	2025	2026	2027	2028	2029	2030	2031	2032	2033
Projected Balances At Year Start		10,214,600.00	9,191,800.00	8,172,500.00	7,152,800.00	6,129,000.00	5,107,400.00	4,084,300.00	3,061,100.00	2,039,200.00	1,020,000.00
February	bonds	700,000.00	725,000.00	755,000.00	790,000.00	820,000.00	855,000.00	890,000.00	925,000.00	960,000.00	1,000,000.00
	interest	168,400.00	154,400.00	139,900.00	124,800.00	109,000.00	92,600.00	75,500.00	57,700.00	39,200.00	20,000.00
August	bonds	0.00	0.00	0.00	0.00	0.00	0.00	0.00	0.00	0.00	0.00
	interest	154,400.00	139,900.00	124,800.00	109,000.00	92,600.00	75,500.00	57,700.00	39,200.00	20,000.00	0.00
Projected Total Remittance		11,237,913.00	12,257,213.00	13,276,913.00	14,300,713.00	15,322,313.00	16,345,413.00	17,368,613.00	18,390,513.00	19,409,713.00	20,429,713.00
Project Balances At Year End		9,191,800.00	8,172,500.00	7,152,800.00	6,129,000.00	5,107,400.00	4,084,300.00	3,061,100.00	2,039,200.00	1,020,000.00	0.00
Bonds Issued June.2014											
Principal and Interest payments due February of each year starting February of 2014											
Interest only payments due August of each year starting August of 2014											

Outstanding Tax Secured Debt		Year 11	Year 12	Year 13	Year 14	Year 15	Year 16	Year 17	Year 18	Year 19	Year 20
		2024	2025	2026	2027	2028	2029	2030	2031	2032	2033
Balances At Year Start											
February	bonds										
	interest										
August	bonds										
	interest										
Total Annual Remittances											
Total Remittances To Date											

GILLESPIE COUNTY, TEXAS
Capital Assets Lease/Purchase ... Contract 6451, September, 2013

PROJECTED Payments

PROJECTED Payments	FY2016			FY2017			FY2018			FY2019		
	Total Payment	Principal	Interest	Total Payment	Principal	Interest	Total Payment	Principal	Interest	Total Payment	Principal	Interest
Balance At Year Start	#####	#####	#####	#####	#####	#####	73,094.56	10,442.08	10,442.08	73,094.56	10,442.08	10,442.08
October	5,221.04	5,221.04		5,221.04	5,221.04		5,221.04	5,221.04		5,221.04	5,221.04	
November	5,221.04	5,221.04		5,221.04	5,221.04		5,221.04	5,221.04		5,221.04	5,221.04	
December	5,221.04	5,221.04		5,221.04	5,221.04		5,221.04	5,221.04		5,221.04	5,221.04	
January	5,221.04	5,221.04		5,221.04	5,221.04		5,221.04	5,221.04		5,221.04	5,221.04	
February	5,221.04	5,221.04		5,221.04	5,221.04		5,221.04	5,221.04		5,221.04	5,221.04	
March	5,221.04	5,221.04		5,221.04	5,221.04		5,221.04	5,221.04		5,221.04	5,221.04	
April	5,221.04	5,221.04		5,221.04	5,221.04		5,221.04	5,221.04		5,221.04	5,221.04	
May	5,221.04	5,221.04		5,221.04	5,221.04		5,221.04	5,221.04		5,221.04	5,221.04	
June	5,221.04	5,221.04		5,221.04	5,221.04		5,221.04	5,221.04		5,221.04	5,221.04	
July	5,221.04	5,221.04		5,221.04	5,221.04		5,221.04	5,221.04		5,221.04	5,221.04	
August	5,221.04	5,221.04		5,221.04	5,221.04		5,221.04	5,221.04		5,221.04	5,221.04	
September	5,221.04	5,221.04		5,221.04	5,221.04		5,221.04	5,221.04		5,221.04	5,221.04	
Total Proposed Payments Per Year	62,652.48	62,652.48		62,652.48	62,652.48		62,652.48	62,652.48		62,652.48	62,652.48	
Total Payments	62,652.48	62,652.48		62,652.48	62,652.48		62,652.48	62,652.48		62,652.48	62,652.48	
Principal	56,462.69	56,462.69		56,462.69	56,462.69		56,462.69	56,462.69		56,462.69	56,462.69	
Interest	6,189.79	6,189.79		6,189.79	6,189.79		6,189.79	6,189.79		6,189.79	6,189.79	
Projected Balance Year End	#####	#####	#####	#####	#####	#####	73,094.56	10,442.08	10,442.08	73,094.56	10,442.08	10,442.08

ACTUAL Payments

GILLESPIE COUNTY, TEXAS
Capital Assets Lease/Purchase ... Contract 6451, September, 2013
Road & Bridge Departments

ACTUAL Payments	FY2016			FY2017			FY2018			FY2019		
	Total Payment	Principal	Interest	Total Payment	Principal	Interest	Total Payment	Principal	Interest	Total Payment	Principal	Interest
Balance At Year Start	193,188.48	193,188.48		135,758.04	135,758.04		135,758.04	135,758.04		135,758.04	135,758.04	
October	5,221.04	5,221.04		5,221.04	5,221.04		5,221.04	5,221.04		5,221.04	5,221.04	
November	5,220.04	5,220.04		5,221.04	5,221.04		5,221.04	5,221.04		5,221.04	5,221.04	
December	5,221.04	5,221.04		5,221.04	5,221.04		5,221.04	5,221.04		5,221.04	5,221.04	
January	5,221.04	5,221.04		5,221.04	5,221.04		5,221.04	5,221.04		5,221.04	5,221.04	
February	5,221.04	5,221.04		5,221.04	5,221.04		5,221.04	5,221.04		5,221.04	5,221.04	
March	5,221.04	5,221.04		5,221.04	5,221.04		5,221.04	5,221.04		5,221.04	5,221.04	
April	5,221.04	5,221.04		5,221.04	5,221.04		5,221.04	5,221.04		5,221.04	5,221.04	
May	5,221.04	5,221.04		5,221.04	5,221.04		5,221.04	5,221.04		5,221.04	5,221.04	
June	5,221.04	5,221.04		5,221.04	5,221.04		5,221.04	5,221.04		5,221.04	5,221.04	
July	5,221.04	5,221.04		5,221.04	5,221.04		5,221.04	5,221.04		5,221.04	5,221.04	
August	5,221.04	5,221.04		5,221.04	5,221.04		5,221.04	5,221.04		5,221.04	5,221.04	
September	0.00	0.00		0.00	0.00		0.00	0.00		0.00	0.00	
Total Current Date	57,430.44	57,430.44		36,547.28	36,547.28		33,937.19	33,937.19		2,610.09	2,610.09	
Balance as of Current Period	135,758.04	135,758.04		99,210.76	99,210.76		99,210.76	99,210.76		99,210.76	99,210.76	

GILLESPIE COUNTY, TEXAS
Public Property Finance ... Contract 6774, October 24, 2014
Sheriff Office ... Law Enforcement Radio System Upgrade

PROJECTED Payments

PROJECTED	Payments			Balance Year Start	Year			Total Payments Per Year	Interest	Principal	Total Payment
	Total	Principal	Interest		Total	Principal	Interest				
FY2017	4,291.13	1,422.90	4,445.88	485,692.55	4,458.09	1,508.15	4,598.88	68,568.36	54,226.70	52,339.19	16,229.17
FY2018	4,303.81	1,410.22	4,459.02	417,124.19	4,511.99	1,202.04	4,574.71	68,568.36	54,226.70	52,339.19	16,229.17
FY2019	4,316.54	1,397.49	4,472.21	348,555.83	4,600.58	1,039.32	4,674.71	68,568.36	54,226.70	52,339.19	16,229.17
FY2020	4,329.30	1,384.73	4,485.43	279,987.47	4,688.53	870.74	4,758.25	68,568.36	54,226.70	52,339.19	16,229.17
FY2021	4,342.10	1,371.93	4,498.69	211,419.11	4,772.32	709.60	4,843.29	68,568.36	54,226.70	52,339.19	16,229.17
FY2022	4,354.94	1,359.09	4,511.99	142,850.75	4,829.01	551.11	4,900.83	68,568.36	54,226.70	52,339.19	16,229.17
FY2023	4,367.82	1,346.21	4,525.33	74,282.39	4,878.61	406.88	4,959.04	68,568.36	54,226.70	52,339.19	16,229.17
FY2024	4,380.73	1,333.30	4,538.71	5,714.03	4,915.32	257.62	4,973.71	68,568.36	54,226.70	52,339.19	16,229.17
FY2025	4,393.68	1,320.35	4,552.13	0.00	4,952.85	106.83	4,988.58	68,568.36	54,226.70	52,339.19	16,229.17
Balance Year End	4,406.67	1,307.36	4,565.59		4,990.83	0.00	5,003.16	68,568.36	54,226.70	52,339.19	16,229.17
October	4,406.67	1,307.36	4,565.59		4,990.83	0.00	5,003.16	68,568.36	54,226.70	52,339.19	16,229.17
November	4,406.67	1,307.36	4,565.59		4,990.83	0.00	5,003.16	68,568.36	54,226.70	52,339.19	16,229.17
December	4,406.67	1,307.36	4,565.59		4,990.83	0.00	5,003.16	68,568.36	54,226.70	52,339.19	16,229.17
January	4,406.67	1,307.36	4,565.59		4,990.83	0.00	5,003.16	68,568.36	54,226.70	52,339.19	16,229.17
February	4,406.67	1,307.36	4,565.59		4,990.83	0.00	5,003.16	68,568.36	54,226.70	52,339.19	16,229.17
March	4,406.67	1,307.36	4,565.59		4,990.83	0.00	5,003.16	68,568.36	54,226.70	52,339.19	16,229.17
April	4,406.67	1,307.36	4,565.59		4,990.83	0.00	5,003.16	68,568.36	54,226.70	52,339.19	16,229.17
May	4,406.67	1,307.36	4,565.59		4,990.83	0.00	5,003.16	68,568.36	54,226.70	52,339.19	16,229.17
June	4,406.67	1,307.36	4,565.59		4,990.83	0.00	5,003.16	68,568.36	54,226.70	52,339.19	16,229.17
July	4,406.67	1,307.36	4,565.59		4,990.83	0.00	5,003.16	68,568.36	54,226.70	52,339.19	16,229.17
August	4,406.67	1,307.36	4,565.59		4,990.83	0.00	5,003.16	68,568.36	54,226.70	52,339.19	16,229.17
September	4,406.67	1,307.36	4,565.59		4,990.83	0.00	5,003.16	68,568.36	54,226.70	52,339.19	16,229.17
October	4,406.67	1,307.36	4,565.59		4,990.83	0.00	5,003.16	68,568.36	54,226.70	52,339.19	16,229.17
November	4,406.67	1,307.36	4,565.59		4,990.83	0.00	5,003.16	68,568.36	54,226.70	52,339.19	16,229.17
December	4,406.67	1,307.36	4,565.59		4,990.83	0.00	5,003.16	68,568.36	54,226.70	52,339.19	16,229.17
January	4,406.67	1,307.36	4,565.59		4,990.83	0.00	5,003.16	68,568.36	54,226.70	52,339.19	16,229.17
February	4,406.67	1,307.36	4,565.59		4,990.83	0.00	5,003.16	68,568.36	54,226.70	52,339.19	16,229.17
March	4,406.67	1,307.36	4,565.59		4,990.83	0.00	5,003.16	68,568.36	54,226.70	52,339.19	16,229.17
April	4,406.67	1,307.36	4,565.59		4,990.83	0.00	5,003.16	68,568.36	54,226.70	52,339.19	16,229.17
May	4,406.67	1,307.36	4,565.59		4,990.83	0.00	5,003.16	68,568.36	54,226.70	52,339.19	16,229.17
June	4,406.67	1,307.36	4,565.59		4,990.83	0.00	5,003.16	68,568.36	54,226.70	52,339.19	16,229.17
July	4,406.67	1,307.36	4,565.59		4,990.83	0.00	5,003.16	68,568.36	54,226.70	52,339.19	16,229.17
August	4,406.67	1,307.36	4,565.59		4,990.83	0.00	5,003.16	68,568.36	54,226.70	52,339.19	16,229.17
September	4,406.67	1,307.36	4,565.59		4,990.83	0.00	5,003.16	68,568.36	54,226.70	52,339.19	16,229.17
October	4,406.67	1,307.36	4,565.59		4,990.83	0.00	5,003.16	68,568.36	54,226.70	52,339.19	16,229.17
November	4,406.67	1,307.36	4,565.59		4,990.83	0.00	5,003.16	68,568.36	54,226.70	52,339.19	16,229.17
December	4,406.67	1,307.36	4,565.59		4,990.83	0.00	5,003.16	68,568.36	54,226.70	52,339.19	16,229.17
Balance Year End	4,406.67	1,307.36	4,565.59	54,200.91	4,406.67	1,307.36	4,565.59	485,692.55	417,124.19	348,555.83	279,987.47

GILLESPIE COUNTY, TEXAS
Public Property Finance ... Contract 6774, October 24, 2014
Sheriff Office ... Law Enforcement Radio System Upgrade

ACTUAL Payments

ACTUAL Payments	FY2016			FY2017			FY2018		
	Total Payment	Principal	Interest	Total Payment	Principal	Interest	Total Payment	Principal	Interest
Balance Year Start	623,572.07			555,003.71					
October payment	5,714.03			5,714.03					
principal/interest		4,141.76	1,572.27		4,291.13	1,422.90			
November payment	5,714.03			5,714.03					
principal/interest		4,154.01	1,560.02		4,303.81	1,410.22			
December payment	5,714.03			5,714.03					
principal/interest		4,166.29	1,547.74		4,316.54	1,397.49			
January payment	5,714.03			5,714.03					
principal/interest		4,178.61	1,535.42		4,329.30	1,384.73			
February payment	5,714.03			5,714.03					
principal/interest		4,190.96	1,523.07		4,342.10	1,371.93			
March payment	5,714.03			5,714.03					
principal/interest		4,203.35	1,510.68		4,354.94	1,359.09			
April payment	5,714.03								
principal/interest		4,215.78	1,498.25						
May payment	5,714.03								
principal/interest		4,228.25	1,485.78						
June payment	5,714.03								
principal/interest		4,240.75	1,473.28						
July payment	5,714.03								
principal/interest		4,253.29	1,460.74						
August payment	5,714.03								
principal/interest		4,265.85	1,448.17						
September payment	5,714.03								
principal/interest		4,278.48	1,435.55						
Total Payments Current Period									
Total Payments	68,568.36			34,284.18					
Principal		50,517.39			25,937.82				
Interest			18,050.97			8,346.36			
Balance Current Period									
				555,003.71					
									520,719.53

County of Gillespie
 District Clerk Bond / Trust Recap
 October 2016 - September 2017
 Funds Managed by County Treasurer

Cause No	Cause Description	Initial Investment Face Value	Prior Interest		Current Year Interest												Released Investments	Current Balances	Current Interest	Total Interest
			Adjusted Interest	TexPool Interest	Oct-2016	Nov-2016	Dec-2016	Jan-2017	Feb-2017	Mar-2017	Apr-2017	May-2017	Jun-2017	Jul-2017	Aug-2017	Sep-2017				
11877	Bredemus and J&B Cheese v Just	1,000.00		12.71	0.34	0.33	0.39	0.46	0.43	0.54							1,015.20	2.49	15.20	
11897	Prause & Thompson v Bierschwale	100.00		1.21	0.03	0.03	0.04	0.05	0.04	0.05							101.45	0.24	1.45	
11904	Rutherford v Rafter & Kamp	100.00		1.21	0.03	0.03	0.04	0.05	0.04	0.05							101.45	0.24	1.45	
11928A	Querner v Lester	1,000.00		4.78	0.34	0.33	0.39	0.46	0.43	0.52							1,007.25	2.47	7.25	
12195	TexHilCo EmployeesC.U. vs Beckmann	100.00		0.05	closed 01.19.2010												100.05	0.00	0.05	
12209	Fulton v Coleman	500.00		4.53	0.16	0.17	0.20	0.23	0.22	0.27							505.78	1.25	5.78	
12228	IBT Int v Grammer	115,000.00		130.48	closed 06.2014												115,130.48	0.00	130.48	
12369	Ferrell vs Hall, Executor Estate of Klein, Deceased	500.00		0.60	closed 12.27.2010												500.60	0.00	0.60	
12603	Baby vs Doggett	400.00		0.35	closed 02.14.2012												400.35	0.00	0.35	
12964	Cover v Chase Bank	100.00		0.41	0.03	0.03	0.04	0.05	0.04	0.05							100.65	0.24	0.65	
13025	Balero v Federal Home Mortgage	250.00		1.23	0.08	0.08	0.10	0.12	0.11	0.14							251.86	0.63	1.86	
13119	LCRA vs TRT Ranch	949,500.00		45.58	closed 09.10.2013												949,545.58	0.00	45.58	
13120	LCRA vs Oehler	195,000.00		9.36	closed 09.10.2013												195,009.36	0.00	9.36	
13121	LCRA vs Wahrmund	177,000.00		8.49	closed 09.10.2013												177,008.49	0.00	8.49	
13203	Collins, Estate of Smith v Bank of America	500.00		2.34	0.16	0.16	0.20	0.23	0.22	0.27							503.58	1.24	3.58	
13291	Whitley, et al vs Live Springs, et al	500.00		2.11	0.16	0.16	0.20	0.23	0.22	0.27							503.35	1.24	3.35	
13320	Bruce Kneese vs New York Life Insurance and Annuity Corp, et al	951.17	opened 03.03.2014	0.30	closed 03.05.2015												951.47	0.00	0.30	
13343	Hampton vs Spornbauer	2,000.00	Check for the money awaiting court order to release - 03.03.2014	8.46	0.66	0.66	0.77	0.92	0.87	1.06							2,013.40	4.94	13.40	
13640	Kenville Professional Properties LTD ... vs Friendship Village Owner's Assn, Inc ...	500.00	opened 03.03.2014	1.77	0.16	0.16	0.19	0.23	0.22	0.27							503.00	1.23	3.00	
13683	In the Matter of the Marriage of Roxanne L Pennington and In the Interest of Sarah Pennington & Matthew Pennington, Children	500.00	opened 09.11.2014	159.13	closed 2015.06.11												501,143.62	0.00	159.13	
13859	Berry vs Cardash	5,000.00	opened 09.11.2014	17.24	1.64	1.66	1.92	2.31	2.19	2.65							5,029.61	12.37	29.61	
13859TRC	Berry vs Cardash ... TRO	5,000.00	opened 09.11.2014	587.17	closed 07.12.2007												8,087.17	0.00	587.17	
10522(a)	Roscoe L Parker Guardianship	7,500.00		67.71	closed 05.2004transferred to District Clerk Act 117												4,572.49	0.00	572.49	
3870A	State v Farmer	4,000.00		504.78	closed 05.2004transferred to District Clerk Act 117												1,146.08	0.00	146.08	
3870B	State v Farmer	1,000.00		126.19	closed 05.2004transferred to District Clerk Act 117												26,371.44	0.00	26,371.44	
8766(A)	Damron (trust)	26,278.61		92.83	closed 01.2005												0.00	0.00	92.83	
	Totals	2,676,132.01	2,308.07	8,978.56	5.91	5.91	6.98	8.30	7.82	9.54	0.00	0.00	0.00	0.00	0.00	0.00	18,118.17	44.46	11,331.09	

GILLESPIE COUNTY TEXAS

Investment Performance Summary
Certificate of Deposits

Financial Institution	FY2017												Year To Date		
	Oct	Nov	Dec	Jan	Feb	Mar	Apr	May	Jun	Jul	Aug	Sep			
Texas Regional Bank eff 03.2017 formerly Blanco National Bank													Texas Regional Bank eff 03.2017 formerly Blanco National Bank		
Certificate of Deposits ... held at face value													Certificate of Deposits ... held at face value		
Amount of Investment	2,400,000	2,400,000	2,400,000	2,400,000	2,400,000	2,400,000	2,400,000	2,400,000	2,400,000	2,400,000	2,400,000	2,400,000	2,400,000	2,400,000	Average Investment
Average Interest Rate	0.4500	0.4500	0.4500	0.4500	0.4500	0.4500	0.4500	0.4500	0.4500	0.4500	0.4500	0.4500	0.4500	0.4500	Average Interest Rate
Earned Interest	887.76	917.28	887.76	917.28	912.34	833.42								5,355.84	Earned Interest
Security State Bank & Trust													Security State Bank & Trust		
Certificate of Deposits ... held at face value													Certificate of Deposits ... held at face value		
Amount of Investment	2,650,000	2,650,000	2,650,000	2,150,000	2,150,000	2,150,000	2,150,000	2,150,000	2,150,000	2,150,000	2,150,000	2,150,000	2,150,000	2,400,000	Average Investment
Average Interest Rate	0.3667	0.3667	0.3667	0.3688	0.3688	0.3813	0.3813	0.3813	0.3813	0.3813	0.3813	0.3813	0.3813	0.3719	Average Interest Rate
Earned Interest	782.91	834.46	807.57	834.46	684.74	628.24								4,572.38	Earned Interest

Financial Institution	FY2016												Year To Date		
	Oct	Nov	Dec	Jan	Feb	Mar	Apr	May	Jun	Jul	Aug	Sep			
Blanco National Bank													Blanco National Bank		
Certificate of Deposits ... held at face value													Certificate of Deposits ... held at face value		
Amount of Investment	2,400,000	2,400,000	2,400,000	2,400,000	2,400,000	2,400,000	2,400,000	2,400,000	2,400,000	2,400,000	2,400,000	2,400,000	2,400,000	2,400,000	Average Investment
Average Interest Rate	0.4500	0.4500	0.4500	0.4500	0.4500	0.4500	0.4500	0.4500	0.4500	0.4500	0.4500	0.4500	0.4500	0.4500	Average Interest Rate
Earned Interest	887.76	917.28	887.76	917.28	914.82	860.48	917.28	887.76	917.28	890.22	917.28	917.28	917.28	10,832.48	Earned Interest
Security State Bank & Trust													Security State Bank & Trust		
Certificate of Deposits ... held at face value													Certificate of Deposits ... held at face value		
Amount of Investment	2,650,000	2,650,000	2,650,000	2,650,000	2,650,000	2,650,000	2,650,000	2,650,000	2,650,000	2,650,000	2,650,000	2,650,000	2,650,000	2,650,000	Average Investment
Average Interest Rate	0.3500	0.3500	0.3500	0.3500	0.3500	0.3500	0.3500	0.3500	0.3500	0.3556	0.3556	0.3556	0.3556	0.3514	Average Interest Rate
Earned Interest	762.36	787.76	762.36	787.76	787.76	736.92	787.76	762.36	787.76	762.36	808.99	808.99	808.99	9,343.14	Earned Interest

Financial Institution	FY2015												Year To Date		
	Oct	Nov	Dec	Jan	Feb	Mar	Apr	May	Jun	Jul	Aug	Sep			
Blanco National Bank													Blanco National Bank		
Certificate of Deposits ... held at face value													Certificate of Deposits ... held at face value		
Amount of Investment	2,400,000	2,400,000	2,400,000	2,400,000	2,400,000	2,400,000	2,400,000	2,400,000	2,400,000	2,400,000	2,400,000	2,400,000	2,400,000	2,400,000	Average Investment
Average Interest Rate	0.4500	0.4500	0.4500	0.4500	0.4500	0.4500	0.4500	0.4500	0.4500	0.4500	0.4500	0.4500	0.4500	0.4500	Average Interest Rate
Earned Interest	887.76	917.28	887.76	917.28	912.34	833.42	916.05	890.22	917.28	887.76	917.28	917.28	917.28	10,801.71	Earned Interest
Security State Bank & Trust													Security State Bank & Trust		
Certificate of Deposits ... held at face value													Certificate of Deposits ... held at face value		
Amount of Investment	2,650,000	2,650,000	2,650,000	2,650,000	2,650,000	2,650,000	2,650,000	2,650,000	2,650,000	2,650,000	2,650,000	2,650,000	2,650,000	2,650,000	Average Investment
Average Interest Rate	0.3500	0.3500	0.3500	0.3500	0.3500	0.3500	0.3500	0.3500	0.3500	0.3500	0.3500	0.3500	0.3500	0.3500	Average Interest Rate
Earned Interest	762.36	787.63	762.36	787.63	786.80	712.48	787.76	762.36	787.76	762.36	787.76	787.76	787.76	9,275.02	Earned Interest

Financial Institution	FY2014												Year To Date		
	Oct	Nov	Dec	Jan	Feb	Mar	Apr	May	Jun	Jul	Aug	Sep			
Blanco National Bank													Blanco National Bank		
Certificate of Deposits ... held at face value													Certificate of Deposits ... held at face value		
Amount of Investment	2,400,000	2,400,000	2,400,000	2,400,000	2,400,000	2,400,000	2,400,000	2,400,000	2,400,000	2,400,000	2,400,000	2,400,000	2,400,000	2,400,000	Average Investment
Average Interest Rate	0.5333	0.5167	0.5042	0.4917	0.4875	0.4792	0.4583	0.4500	0.4500	0.4500	0.4500	0.4500	0.4500	0.4767	Average Interest Rate
Earned Interest	1,076.62	1,095.57	1,019.12	1,036.14	1,005.73	910.12	985.20	912.39	925.77	887.76	917.28	917.28	917.28	11,688.98	Earned Interest
Security State Bank & Trust													Security State Bank & Trust		
Certificate of Deposits ... held at face value													Certificate of Deposits ... held at face value		
Amount of Investment	2,650,000	2,650,000	2,650,000	2,650,000	2,650,000	2,650,000	2,650,000	2,650,000	2,650,000	2,650,000	2,650,000	2,650,000	2,650,000	2,650,000	Average Investment
Average Interest Rate	0.3889	0.3889	0.3889	0.3833	0.3722	0.3667	0.3611	0.3556	0.3556	0.3500	0.3500	0.3500	0.3500	0.3676	Average Interest Rate
Earned Interest	871.27	874.78	846.61	874.78	852.59	764.27	834.46	792.22	808.99	782.91	787.76	787.76	787.76	9,878.40	Earned Interest

GILLESPIE COUNTY TEXAS

Investment Performance Summary
Certificate of Deposits

Financial Institution	FY2013												Year To Date		
	Oct	Nov	Dec	Jan	Feb	Mar	Apr	May	Jun	Jul	Aug	Sep			
Blanco National Bank													Blanco National Bank		
Certificate of Deposits ... held at face value													Certificate of Deposits ... held at face value		
Amount of Investment	2,400,000	2,400,000	2,400,000	2,400,000	2,400,000	2,400,000	2,400,000	2,400,000	2,400,000	2,400,000	2,400,000	2,400,000	2,400,000	2,400,000	Average Investment
Average Interest Rate	0.6500	0.6458	0.6375	0.6250	0.6208	0.6125	0.6125	0.5833	0.5708	0.5583	0.5500	0.5471	0.5471	0.6011	Average Interest Rate
Earned Interest	1,282.08	1,324.80	1,273.86	1,299.33	1,267.84	1,148.97	1,248.39	1,167.00	1,188.96	1,125.91	1,146.51	1,129.53	1,129.53	14,603.18	Earned Interest
Security State Bank & Trust													Security State Bank & Trust		
Certificate of Deposits ... held at face value													Certificate of Deposits ... held at face value		
Amount of Investment	2,650,000	2,650,000	2,650,000	2,650,000	2,650,000	2,650,000	2,650,000	2,650,000	2,650,000	2,650,000	2,650,000	2,650,000	2,650,000	2,650,000	Average Investment
Average Interest Rate	0.4778	0.4778	0.4778	0.4667	0.4444	0.4333	0.4333	0.4111	0.4111	0.4000	0.4000	0.4000	0.4000	0.4361	Average Interest Rate
Earned Interest	1,089.06	1,074.40	1,039.75	1,074.40	1,030.84	917.83	993.69	920.58	942.72	912.36	900.25	900.25	900.25	11,796.13	Earned Interest

Financial Institution	FY2012												Year To Date		
	Oct	Nov	Dec	Jan	Feb	Mar	Apr	May	Jun	Jul	Aug	Sep			
Blanco National Bank													Blanco National Bank		
Certificate of Deposits ... held at face value													Certificate of Deposits ... held at face value		
Amount of Investment	2,400,000	2,400,000	2,400,000	2,400,000	2,400,000	2,400,000	2,400,000	2,400,000	2,400,000	2,400,000	2,400,000	2,400,000	2,400,000	2,400,000	Average Investment
Average Interest Rate	0.8458	0.8083	0.7833	0.7458	0.7333	0.7167	0.6750	0.6583	0.6500	0.6500	0.6500	0.6500	0.6500	0.7139	Average Interest Rate
Earned Interest	1,693.08	1,724.02	1,598.55	1,596.62	1,516.62	1,401.92	1,460.72	1,331.40	1,341.79	1,282.08	1,324.80	1,324.80	1,324.80	17,596.40	Earned Interest
Security State Bank & Trust													Security State Bank & Trust		
Certificate of Deposits ... held at face value													Certificate of Deposits ... held at face value		
Amount of Investment	2,650,000	2,650,000	2,650,000	2,650,000	2,650,000	2,650,000	2,650,000	2,650,000	2,650,000	2,650,000	2,650,000	2,650,000	2,650,000	2,650,000	Average Investment
Average Interest Rate	0.7222	0.7222	0.7222	0.6889	0.6222	0.5889	0.5556	0.5222	0.5222	0.5000	0.5000	0.5000	0.5000	0.5972	Average Interest Rate
Earned Interest	1,800.00	1,605.23	1,553.43	1,605.23	1,477.83	1,334.81	1,363.18	1,195.90	1,210.30	1,171.25	1,125.37	1,125.37	1,125.37	16,567.90	Earned Interest

Financial Institution	FY2011												Year To Date		
	Oct	Nov	Dec	Jan	Feb	Mar	Apr	May	Jun	Jul	Aug	Sep			
Blanco National Bank													Blanco National Bank		
Certificate of Deposits ... held at face value													Certificate of Deposits ... held at face value		
Amount of Investment	2,400,000	2,400,000	2,400,000	2,400,000	2,400,000	2,400,000	2,400,000	2,400,000	2,400,000	2,400,000	2,400,000	2,400,000	2,400,000	2,400,000	Average Investment
Average Interest Rate	1.4625	1.3292	1.2542	1.1938	1.1771	1.1354	1.0313	0.9896	0.9396	0.9104	0.8813	0.8583	0.8583	1.0969	Average Interest Rate
Earned Interest	2,979.48	2,981.13	2,621.94	2,556.45	2,422.88	2,185.34	2,312.03	2,034.21	2,017.07	1,853.37	1,855.68	1,796.22	1,796.22	27,615.80	Earned Interest
Security State Bank & Trust													Security State Bank & Trust		
Certificate of Deposits ... held at face value													Certificate of Deposits ... held at face value		
Amount of Investment	2,650,000	2,650,000	2,650,000	2,650,000	2,650,000	2,650,000	2,650,000	2,650,000	2,650,000	2,650,000	2,650,000	2,650,000	2,650,000	2,650,000	Average Investment
Average Interest Rate	1.1333	1.1333	1.1333	1.1000	1.0222	0.9833	0.9333	0.8833	0.8833	0.8333	0.8333	0.8333	0.8333	0.9754	Average Interest Rate
Earned Interest	2,447.26	2,541.58	2,459.59	2,541.58	2,411.45	2,129.59	2,280.43	2,021.92	2,051.12	1,984.93	1,860.02	1,860.02	1,860.02	26,589.49	Earned Interest

Financial Institution	FY2010												Year To Date		
	Oct	Nov	Dec	Jan	Feb	Mar	Apr	May	Jun	Jul	Aug	Sep			
Blanco National Bank													Blanco National Bank		
Certificate of Deposits ... held at face value													Certificate of Deposits ... held at face value		
Amount of Investment	2,200,000	2,200,000	2,200,000	2,200,000	2,200,000	2,200,000	2,400,000	2,400,000	2,400,000	2,400,000	2,400,000	2,400,000	2,400,000	2,300,000	Average Investment
Average Interest Rate	2.5886	2.4409	2.3500	2.1795	2.1227	2.0091	1.8083	1.7250	1.6208	1.5792	1.5479	1.5104	1.5104	1.9569	Average Interest Rate
Earned Interest	4,775.37	4,836.85	4,413.71	4,390.95	4,057.67	3,597.30	3,753.99	3,567.14	3,516.20	3,197.28	3,218.95	3,155.25	3,155.25	46,480.66	Earned Interest
Security State Bank & Trust													Security State Bank & Trust		
Certificate of Deposits ... held at face value													Certificate of Deposits ... held at face value		
Amount of Investment	400,000	400,000	400,000	400,000	400,000	650,000	2,650,000	2,650,000	2,650,000	2,650,000	2,650,000	2,650,000	2,650,000	1,545,833	Average Investment
Average Interest Rate	1.5750	1.5750	1.5750	1.5750	1.2750	1.2500	1.1333	1.0833	1.0833	1.1389	1.1389	1.1389	1.1389	1.2951	Average Interest Rate
Earned Interest	673.99	535.06	517.82	535.06	532.05	394.25	677.32	2,441.10	2,193.21	2,202.74	2,528.82	2,528.83	2,528.83	15,760.25	Earned Interest

Financial Institution	FY2009												Year To Date		
	Oct	Nov	Dec	Jan	Feb	Mar	Apr	May	Jun	Jul	Aug	Sep			
Blanco National Bank													Blanco National Bank		
Certificate of Deposits ... held at face value													Certificate of Deposits ... held at face value		
Amount of Investment	1,700,000	1,700,000	1,700,000	1,700,000	1,700,000	1,700,000	2,200,000	2,200,000	2,200,000	2,200,000	2,200,000	2,200,000	2,200,000	1,950,000	Average Investment
Average Interest Rate	4.0412	3.6618	3.5353	3.2294	3.1500	3.0147	2.8682	2.7864	2.7864	2.7455	2.6932	2.6409	2.6409	3.0961	Average Interest Rate
Earned Interest	5,810.95	5,834.80	5,116.43	5,104.40	4,634.27	4,136.41	4,352.75	5,385.78	5,206.30	5,038.38	5,129.86	5,032.19	5,032.19	60,782.52	Earned Interest
Security State Bank & Trust													Security State Bank & Trust		
Certificate of Deposits ... held at face value													Certificate of Deposits ... held at face value		
Amount of Investment	900,000	900,000	900,000	900,000	900,000	900,000	400,000	400,000	400,000	400,000	400,000	400,000	400,000	650,000	Average Investment
Average Interest Rate	3.0300	3.0300	3.0300	3.0300	2.4300	2.4300	2.2875	2.0500	2.0500	2.0500	2.0500	2.0500	2.0500	2.4598	Average Interest Rate
Earned Interest	1,984.94	2,305.90	2,231.52	2,305.90	2,297.68	1,860.84	2,051.10	752.07	696.44	673.99	696.44	696.44	696.44	18,553.26	Earned Interest

GILLESPIE COUNTY TEXAS

Investment Performance Summary
Certificate of Deposits

Financial Institution	FY2008												Year To Date		
	Oct	Nov	Dec	Jan	Feb	Mar	Apr	May	Jun	Jul	Aug	Sep			
Blanco National Bank													Blanco National Bank		
Certificate of Deposits ... held at face value													Certificate of Deposits ... held at face value		
Amount of Investment	1,600,000	1,600,000	1,600,000	1,600,000	1,600,000	1,700,000	1,700,000	1,700,000	1,700,000	1,700,000	1,700,000	1,700,000	1,700,000	1,658,333	Average Investment
Average Interest Rate	5.5531	5.4875	5.4656	5.2313	5.1219	4.9382	4.8206	4.5559	4.5559	4.4235	4.2912	4.1588	4.1588	4.8836	Average Interest Rate
Earned Interest	7,331.57	7,546.16	7,216.49	7,427.24	7,085.44	6,534.39	7,129.97	6,735.65	6,577.93	6,365.77	6,386.84	6,195.75	6,195.75	82,533.20	Earned Interest
Security State Bank & Trust													Security State Bank & Trust		
Certificate of Deposits ... held at face value													Certificate of Deposits ... held at face value		
Amount of Investment	300,000	300,000	800,000	800,000	800,000	300,000	800,000	800,000	800,000	800,000	800,000	800,000	800,000	675,000	Average Investment
Average Interest Rate	5.4483	5.4483	5.0863	4.6288	3.4463	3.9283	3.6963	3.0375	3.0375	3.0375	3.0375	3.0375	3.0375	3.9058	Average Interest Rate
Earned Interest	1,343.43	1,388.20	1,343.43	3,288.46	3,050.05	2,293.02	1,000.92	2,201.52	2,051.10	1,984.94	2,051.10	2,051.10	2,051.10	24,047.27	Earned Interest

Financial Institution	FY2007												Year To Date		
	Oct	Nov	Dec	Jan	Feb	Mar	Apr	May	Jun	Jul	Aug	Sep			
Blanco National Bank													Blanco National Bank		
Certificate of Deposits ... held at face value													Certificate of Deposits ... held at face value		
Amount of Investment	1,300,000	1,400,000	1,400,000	1,600,000	1,600,000	1,600,000	1,600,000	1,600,000	1,600,000	1,600,000	1,600,000	1,600,000	1,600,000	1,541,667	Average Investment
Average Interest Rate	5.1615	5.3143	5.3679	5.4563	5.5000	5.5313	5.5563	5.5655	5.5875	5.5875	5.5813	5.5750	5.5750	5.4820	Average Interest Rate
Earned Interest	5,404.13	5,698.91	6,115.12	6,382.63	7,352.09	6,813.15	7,516.46	7,306.91	7,592.89	7,348.01	7,592.89	7,584.39	7,584.39	82,707.58	Earned Interest
Security State Bank & Trust													Security State Bank & Trust		
Certificate of Deposits ... held at face value													Certificate of Deposits ... held at face value		
Amount of Investment	200,000	200,000	200,000	200,000	300,000	300,000	300,000	300,000	300,000	300,000	300,000	300,000	300,000	266,667	Average Investment
Average Interest Rate	5.0950	5.0950	5.0950	5.0950	5.4167	5.4167	5.4167	5.4483	5.4483	5.4483	5.4483	5.4483	5.4483	5.3226	Average Interest Rate
Earned Interest	837.54	865.46	837.54	865.46	865.46	1,246.58	1,380.15	1,335.62	1,388.20	1,343.43	1,388.20	1,388.20	1,388.20	13,741.84	Earned Interest

Financial Institution	FY2006												Year To Date		
	Oct	Nov	Dec	Jan	Feb	Mar	Apr	May	Jun	Jul	Aug	Sep			
Blanco National Bank													Blanco National Bank		
Certificate of Deposits ... held at face value													Certificate of Deposits ... held at face value		
Amount of Investment	1,200,000	1,200,000	1,200,000	1,200,000	1,200,000	1,200,000	1,300,000	1,300,000	1,300,000	1,300,000	1,300,000	1,300,000	1,300,000	1,250,000	Average Investment
Average Interest Rate	3.0933	3.2767	3.6058	4.0142	4.1808	4.3290	4.3885	4.6731	4.6731	4.8080	4.9385	5.0680	5.0680	4.2541	Average Interest Rate
Earned Interest	3,050.96	3,339.50	3,556.44	3,883.06	4,091.15	3,848.66	4,412.19	4,689.04	4,726.43	4,993.12	5,308.21	5,455.61	5,455.61	51,354.37	Earned Interest
Security State Bank & Trust													Security State Bank & Trust		
Certificate of Deposits ... held at face value													Certificate of Deposits ... held at face value		
Amount of Investment	100,000	100,000	100,000	100,000	100,000	100,000	100,000	200,000	200,000	200,000	200,000	200,000	200,000	141,667	Average Investment
Average Interest Rate	3.0000	3.0000	3.0000	3.0000	5.0000	5.0000	5.0000	5.0950	5.0950	5.0950	5.0950	5.0950	5.0950	4.3729	Average Interest Rate
Earned Interest	246.58	254.80	246.58	254.80	254.80	383.56	424.66	410.96	865.46	837.54	865.46	865.46	865.46	5,910.66	Earned Interest

Financial Institution	FY2005												Year To Date		
	Oct	Nov	Dec	Jan	Feb	Mar	Apr	May	Jun	Jul	Aug	Sep			
Blanco National Bank													Blanco National Bank		
Certificate of Deposits ... held at face value													Certificate of Deposits ... held at face value		
Amount of Investment	1,200,000	1,200,000	1,200,000	1,200,000	1,200,000	1,200,000	1,200,000	1,200,000	1,200,000	1,200,000	1,200,000	1,200,000	1,200,000	1,200,000	Average Investment
Average Interest Rate	1.8470	1.8600	1.8808	1.8808	2.0558	2.1558	2.2742	2.2742	2.5408	2.6575	2.8017	2.9267	2.9267	2.2629	Average Interest Rate
Earned Interest	1,814.02	1,895.70	1,855.10	1,916.93	2,095.26	1,984.55	2,288.18	2,243.02	2,583.80	2,626.85	2,855.39	2,985.79	2,985.79	25,049.33	Earned Interest
Security State Bank & Trust													Security State Bank & Trust		
Certificate of Deposits ... held at face value													Certificate of Deposits ... held at face value		
Amount of Investment					100,000	100,000	100,000	100,000	100,000	100,000	100,000	100,000	100,000	100,000	Average Investment
Average Interest Rate					3.0000	3.0000	3.0000	3.0000	3.0000	3.0000	3.0000	3.0000	3.0000	3.0000	Average Interest Rate
Earned Interest					0.00	230.14	230.14	246.58	254.80	246.58	254.80	254.80	254.80	1,717.84	Earned Interest

GILLESPIE COUNTY, TEXAS
Portfolio Asset Summary By Investment Type
As of March 31, 2017
Of Funds Managed By County Treasurer Office

Financial Institution Account / Investment Type	Cash Balances As Of March 31, 2017
Texas Class	
Investment Service for Public Funds	
Investment Pool	
GOB Series 2013 ... Jail Project	254,125.17 254,125.17 254,125.17
Texas Regional Bank	
effective 2017.03 ... formerly Blanco National Bank	
Certificate of Deposit .. General Fund (10.)	
0.45% per annum, paid monthly .. maturity 11.07.2017	100,000.00
0.45% per annum, paid monthly .. maturity 02.11.2018	100,000.00
0.45% per annum, paid monthly .. maturity 01.02.2018	100,000.00
0.45% per annum, paid monthly .. maturity 07.19.2017	100,000.00
0.45% per annum, paid monthly .. maturity 03.07.2018	100,000.00
0.45% per annum, paid monthly .. maturity 09.07.2017	100,000.00
0.45% per annum, paid monthly .. maturity 10.07.2017	100,000.00
0.45% per annum, paid monthly .. maturity 05.28.2017	100,000.00
0.45% per annum, paid monthly .. maturity 05.28.2017	100,000.00
0.45% per annum, paid monthly .. maturity 08.02.2017	100,000.00
0.45% per annum, paid monthly .. maturity 11.02.2017	100,000.00
0.45% per annum, paid monthly .. maturity 12.02.2017	100,000.00
0.45% per annum, paid monthly .. maturity 04.18.2017	100,000.00
0.45% per annum, paid monthly .. maturity 11.22.2017	100,000.00
0.45% per annum, paid monthly .. maturity 01.30.2018	100,000.00
0.45% per annum, paid monthly .. maturity 01.30.2018	100,000.00
0.45% per annum, paid monthly .. maturity 03.05.2018	100,000.00
0.45% per annum, paid monthly .. maturity 04.01.2017	100,000.00
0.45% per annum, paid monthly .. maturity 12.01.2017	100,000.00
0.45% per annum, paid monthly .. maturity 04.01.2017	100,000.00
0.45% per annum, paid monthly .. maturity 04.01.2017	100,000.00
0.45% per annum, paid monthly .. maturity 04.15.2017	100,000.00
0.45% per annum, paid monthly .. maturity 06.01.2017	100,000.00
0.45% per annum, paid monthly .. maturity 06.15.2017	100,000.00
Total	2,400,000.00 2,400,000.00 2,400,000.00
Total	254,118,265.81

GILLESPIE COUNTY, TEXAS

Portfolio Asset Summary vs. Security Holdings
As of March 31, 2017

For Funds Held by the County Treasurer and All Fee Offices

Financial Institution Account / Investment Type	Cash Balances as of March 31, 2017		Financial Institution Pledge / Security Holdings
Security State Bank & Trust County Depository	Account Balances		Pledge / Security Holdings
County Treasurer Managed Accounts			
Checking Accounts			
General Checking ... multi-fund account	(47.90)		
COB Series 2001, GORefunding 2010 ... Interest & Sinking	1.00		
County Attorney Hot Check Fund	10,645.32		
Appellate Judicial ... CLOSED	0.00		
Justice of Peace No 1	65,672.88		
Justice of Peace No 2	24,342.64		
County Clerk Operating	106,623.99		
District Clerk Operating	95,531.95		
GOB Series 2013 ... Jail Project	1.00		
GOB Series 2013 ... Interest & Sinking	1.00	302,771.88	
Sweep Accounts			
General ... multi-fund account	16,060,340.31		
GOB Series 2013 ... Jail Project	37,157.12		
COB Series 2001, GORefunding 2010 ... Interest & Sinking	26,703.57		
GOB Series 2013 ... Interest & Sinking	243,599.59	16,367,800.59	
County Treasurer Managed Investments			
Certificates of Deposit .. General Fund (10.)			
0.40% per annum, paid monthly .. maturity 02.11.2018	100,000.00		
0.35% per annum, paid monthly .. maturity 05.02.2017	100,000.00		
0.40% per annum, paid monthly .. maturity 02.28.2018	100,000.00		
0.40% per annum, paid monthly .. maturity 10.29.2017	100,000.00		
0.40% per annum, paid monthly .. maturity 03.04.2018	250,000.00		
0.35% per annum, paid monthly .. maturity 04.01.2017	500,000.00		
0.40% per annum, paid monthly .. maturity 07.01.2017	500,000.00		
0.40% per annum, paid monthly .. maturity 10.01.2017	500,000.00		
maturity 01.01.2017 ... CLOSED	0.00	2,150,000.00	

GILLESPIE COUNTY, TEXAS

Portfolio Asset Summary vs. Security Holdings
As of March 31, 2017

For Funds Held by the County Treasurer and All Fee Offices

Financial Institution Account / Investment Type	Cash Balances as of March 31, 2017		Financial Institution Pledge / Security Holdings
Security State Bank & Trust County Depository	Account Balances		Pledge / Security Holdings
Tax Assessor-Collector Managed Accounts ... new accounts effective 01.01.2017			
Checking Accounts			
TA-C Operating Account	34,070.90		
TxP&WL	12,395.04		
MVD	123,082.44		
MVD Sales Tax	101,458.10		
MVD Title	3,101.14		
Road & Bridge Fee	<u>8,953.46</u>	<u>283,061.08</u>	
Tax Assessor-Collector Managed Accounts ... old accounts			
Checking Accounts			
TA-C Operating Account	23,595.07		
TxP&WL	551.21		
MVD	0.00		
MVD Sales Tax	862.87		
City of Fredericksburg Ad Valorem	88.95		
MVD Title	0.00		
Road & Bridge Fee	7,850.59		
Fredericksburg ISD Ad Valorem	7,590.13		
Escrow (Ad Valorem Property)	33.84		
VIT (Vehicle Inventory Tax) Escrow	1,571.38		
Harper ISD Ad Valorem	15.73		
Gillespie County WCID Ad Valorem	0.05		
Doss CCSD Ad Valorem	0.00		
Stonewall WCID Ad Valorem	0.00		
Hill Country Underground WCD Ad Valorem	0.00		
Gillespie County Ad Valorem	<u>104.93</u>	<u>42,264.75</u>	
TAC Total	325,325.83		

GILLESPIE COUNTY, TEXAS

Portfolio Asset Summary vs. Security Holdings
As of March 31, 2017

For Funds Held by the County Treasurer and All Fee Offices

Financial Institution Account / Investment Type	Cash Balances as of March 31, 2017		Financial Institution Pledge / Security Holdings
Security State Bank & Trust County Depository	Account Balances		Pledge / Security Holdings
County Clerk Managed Account			
Checking Account			
County Clerk Escrow	49,722.48	49,722.48	
Sheriff Managed Account			
Checking Account			
Sheriff Bail Bond Account	59,400.00		
Sheriff Inmate	15,643.05		
Sheriff Commissary	10,042.87	85,085.92	
District Clerk Managed Account			
Checking Account			
District Clerk Trust	52,970.25	52,970.25	
			22,113,713.64 SSB&T Pledged Securities..par value / current face
			22,854,128.65 SSB&T Pledged Securities..book value
			22,954,782.48 SSB&T Pledged Securities..fair market value
			250,000.00 FDIC Coverage / Demand Deposits @ SSB&T
			250,000.00 FDIC Coverage / Time Deposits @ SSB&T
	19,333,676.95	23,454,782.48	

GILLESPIE COUNTY, TEXAS

Portfolio Asset Summary vs. Security Holdings
 As of March 31, 2017

For Funds Held by the County Treasurer and All Fee Offices

Financial Institution Account / Investment Type	Cash Balances as of March 31, 2017			Financial Institution Pledge / Security Holdings
TexPool Investment Service for Public Funds	Account Balances			Pledge / Security Holdings
County Treasurer Managed Investments				
Investment Pool Accounts				
General ... multi-fund account	3,503,545.96			
Interest & Sinking - COB Series 2001/GOB Series 2010	714.50			
District Clerk Holding	18,118.17			
County Clerk Holding	121,189.54			
GOB Series 2013 ... Jail Project	0.00	3,643,568.17	3,643,568.17	3,643,568.17
				Net Asset Value ... TexPool seeks to maintain a net asset value of \$1.00 (+/- 0.005 allowable) and is designed to be used for investments of funds which may be needed at any time. March 31, 2017, net asset value 1.00008

Financial Institution Account / Investment Type	Cash Balances as of March 31, 2017			Financial Institution Pledge / Security Holdings
Texas Class Investment Service for Public Funds	Account Balances			Pledge / Security Holdings
County Treasurer Managed Investments				
Investment Pool Account				
GOB Series 2013 ... Jail Project	253,910.72	254,125.17	254,125.17	254,125.17
				Net Asset Value ... Texas Class seeks to maintain a net asset value of \$1.00 (+/- 0.005 allowable) and is designed to be used for investments of funds which may be needed at any time. March 31, 2017, net asset value 1.00

GILLESPIE COUNTY, TEXAS

Portfolio Asset Summary vs. Security Holdings
As of March 31, 2017

For Funds Held by the County Treasurer and All Fee Offices

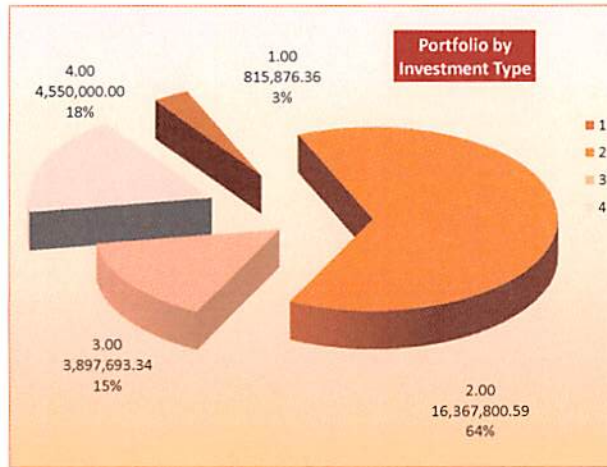
Financial Institution Account / Investment Type		Cash Balances as of March 31, 2017	Financial Institution Pledge / Security Holdings
Texas Regional Bank ef 03/2017 ... formerly Blanco National Bank		Account Balances	Pledge / Security Holdings
County Treasurer Managed Investments			
Certificates of Deposit - General Fund (10.)			
0.45% per annum, paid monthly .. maturity 11.07.2017	100,000.00		
0.45% per annum, paid monthly .. maturity 02.11.2018	100,000.00		
0.45% per annum, paid monthly .. maturity 01.02.2018	100,000.00		
0.45% per annum, paid monthly .. maturity 07.19.2017	100,000.00		
0.45% per annum, paid monthly .. maturity 03.07.2018	100,000.00		
0.45% per annum, paid monthly .. maturity 09.07.2017	100,000.00		
0.45% per annum, paid monthly .. maturity 10.07.2017	100,000.00		
0.45% per annum, paid monthly .. maturity 05.28.2017	100,000.00		
0.45% per annum, paid monthly .. maturity 05.28.2017	100,000.00		
0.45% per annum, paid monthly .. maturity 08.02.2017	100,000.00		
0.45% per annum, paid monthly .. maturity 11.02.2017	100,000.00		
0.45% per annum, paid monthly .. maturity 12.02.2017	100,000.00		
0.45% per annum, paid monthly .. maturity 04.18.2017	100,000.00		
0.45% per annum, paid monthly .. maturity 11.22.2017	100,000.00		
0.45% per annum, paid monthly .. maturity 01.30.2018	100,000.00		
0.45% per annum, paid monthly .. maturity 01.30.2018	100,000.00		
0.45% per annum, paid monthly .. maturity 03.05.2018	100,000.00		
0.45% per annum, paid monthly .. maturity 04.01.2017	100,000.00		
0.45% per annum, paid monthly .. maturity 12.01.2017	100,000.00		
0.45% per annum, paid monthly .. maturity 04.01.2017	100,000.00		
0.45% per annum, paid monthly .. maturity 04.01.2017	100,000.00		
0.45% per annum, paid monthly .. maturity 04.15.2017	100,000.00		
0.45% per annum, paid monthly .. maturity 06.01.2017	100,000.00		
0.45% per annum, paid monthly .. maturity 05.15.2017	100,000.00		
	2,400,000.00	2,400,000.00	250,000.00
			2,611,777.24
			TRB Pledged Securities, par value ... original pledge
			TRB Pledged Securities, book value
			TRB Pledged Securities, fair market value
			FDIC Coverage @ BNB

GILLESPIE COUNTY, TEXAS

Portfolio Asset Summary vs. Security Holdings
As of March 31, 2017

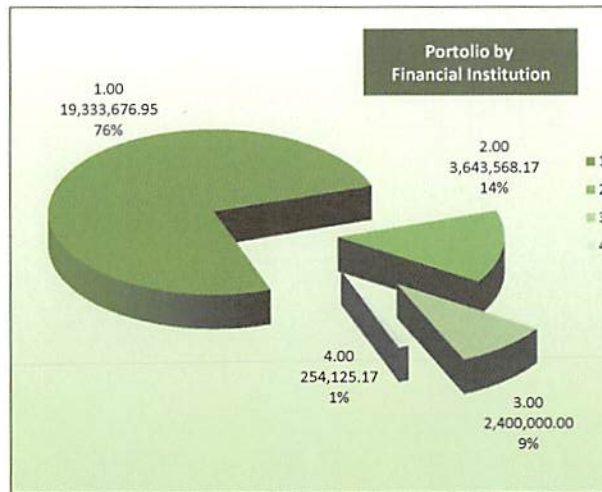
For Funds Held by the County Treasurer and All Fee Offices

Financial Institution Account / Investment Type	Cash Balances as of March 31, 2017	Financial Institution Pledge / Security Holdings
Total Assets	As Of March 31, 2017 25,631,370.29	Total Securities



**Portfolio by Investment Type
As of March 31, 2017**

1	815,876.36	Checking Accounts
2	16,367,800.59	Sweep Accounts
3	3,897,693.34	Investment Pools
4	4,550,000.00	Certificates of Deposit
25,631,370.29		Total



**Portfolio by Financial Institution
As of March 31, 2017**

1	19,333,676.95	Security State Bank & Trust
2	3,643,568.17	TexPool
3	2,400,000.00	Texas Regional Bank ... formerly Blanco National Bank
4	254,125.17	Texas Class
25,631,370.29		Total

GILLESPIE COUNTY, TEXAS
Portfolio Asset Summary vs. Security Holdings
As of March 31, 2017
For Funds Held by the County Treasurer and All Fee Offices

Financial Institution Account / Investment Type	Cash Balances as of March 31, 2017
	Financial Institution Pledge / Security Holdings

Deposit and Investment																	
<p>Risk Disclosure</p> <p>General Statement ... The County continues to take a conservative approach to investment of county funds. Investment strategies are built on cash flow versus fund name. County funds are predominantly invested in TexPool ... an investment service for public funds ... and certificate of deposits. Depository interest-bearing checking accounts are used more as clearing accounts than a type of investment.</p> <p>The General Checking Account (multi-fund account) ... interest-bearing, with a one dollar (\$1.00) threshold ... is attached to a sweep account with a \$25,000.00 required minimum balance. This holds the same for the GOB Series 2013 Priped Account ... it is interest-bearing, with a one dollar (\$1.00) threshold ... and is attached to a sweep account with a \$25,000.00 required minimum balance. The same for COB2001/Re/2010 I&S and GOB2013 I&S.</p> <p>Custodial Risk ... All deposits/investments with any banking institution are collateralized over 100%, all collateral (exclusive FDIC coverage) is placed with a third party that is not a depository of the County, and collateral is pledged to Gillespie County.</p> <p>Interest Rate Risk ... The County does not have a formal investment policy that limits investment maturities as a means of managing its exposure to fair value losses arising from changing interest rates.</p> <p>At March 31, 2017, the County had no investments other than those in an investment pool that would be effected.</p> <p>Certificates of Deposit are normally held at one year maturities and maturity dates are staggered.</p> <p>Occasionally CD's are originally invested for periods of less or over a year to optimize a staggered portfolio. CD's are held at face values with interests paid to the County monthly.</p> <p>Credit Risk ... At March 31, 2017, the County has no investments in commercial paper, corporate bonds, mutual funds.</p> <p>At March 31, 2017, TexPool was rated AAAm by Standard & Poor's.</p> <p>At March 31, 2017, Texas Class was rated AAAm by Standard & Poor's.</p> <p>Concentration of Credit Risk ... The County does not place any limit on the amount the County may invest with any type of investment or issuer.</p> <p>However, considering the current economy the County has kept lower concentrations in any one issuer.</p> <p>At March 31, 2017, the County had its assets/investments invested by investment type</p> <table style="margin-left: 20px;"> <tr> <td>15.2067</td> <td>% in investment pools</td> </tr> <tr> <td>17.7517</td> <td>% in certificate of deposit(s)</td> </tr> <tr> <td>3.1631</td> <td>% in checking, money market, passbook accounts</td> </tr> <tr> <td>63.8585</td> <td>% in sweep accounts which are tied to the overnight bank lending rate</td> </tr> </table> <p>At March 31, 2017, the County had its assets/investments invested by issuer</p> <table style="margin-left: 20px;"> <tr> <td>14.2153</td> <td>% in TexPool</td> </tr> <tr> <td>75.4297</td> <td>% in Security State Bank & Trust</td> </tr> <tr> <td>9.3635</td> <td>% in Texas Regional Bank ... formerly Blanco National Bank</td> </tr> <tr> <td>0.9915</td> <td>% in Texas Class</td> </tr> </table>	15.2067	% in investment pools	17.7517	% in certificate of deposit(s)	3.1631	% in checking, money market, passbook accounts	63.8585	% in sweep accounts which are tied to the overnight bank lending rate	14.2153	% in TexPool	75.4297	% in Security State Bank & Trust	9.3635	% in Texas Regional Bank ... formerly Blanco National Bank	0.9915	% in Texas Class	
15.2067	% in investment pools																
17.7517	% in certificate of deposit(s)																
3.1631	% in checking, money market, passbook accounts																
63.8585	% in sweep accounts which are tied to the overnight bank lending rate																
14.2153	% in TexPool																
75.4297	% in Security State Bank & Trust																
9.3635	% in Texas Regional Bank ... formerly Blanco National Bank																
0.9915	% in Texas Class																

**FY2016-2017
Gillespie County, Texas
County Treasurer Monthly Financial Statement
All Funds Managed by County Treasurer
For Period Ended March 31, 2017**



**Laura Lundquist, CCT, CIO
Gillespie County Treasurer**

Month	To Date	Cash Balance	Receipts	Disbursements	Allocations	Adjustments	FY2017	Adjustments	FY2016	Cash Balance
Year	09.30.2016	25,511,306.05	1,225,229.56	2,008,684.32	0.00	0.00	0.00	0.00	0.00	24,727,851.29
Totals		25,511,306.05	1,225,229.56	2,008,684.32	0.00	0.00	0.00	0.00	0.00	24,727,851.29
Maintenance & Operating (M&O)	02.28.2017	22,404,291.40	992,627.81	1,820,851.54						21,576,067.67
COB2001		291,045.18	238.11							291,283.29
COB 2001/Re/2010 I&S		253,790.71	22,776.00							276,566.71
and GOB I&S		1,956,258.08	41,779.65	21,871.89						1,976,165.84
Special Revenue ... Grants		605,435.71	167,807.99	165,960.89						484.97
Trust and Agency		607,282.81								607,282.81
County Funds	09.30.2016	17,394,230.12	18,531,099.92	11,196,999.17	0.00	(479.58)	0.00	0.00	0.00	24,727,851.29
Totals		17,394,230.12	18,531,099.92	11,196,999.17	0.00	(479.58)	0.00	0.00	0.00	24,727,851.29

Month	To Date	Cash Balance	Receipts	Disbursements	Allocations	Adjustments	FY2017	Adjustments	FY2016	Cash Balance
Year	09.30.2016	139,234.18	73.53	0.00	0.00	0.00	0.00	0.00	0.00	139,307.71
Totals		139,234.18	73.53	0.00	0.00	0.00	0.00	0.00	0.00	139,307.71
District Clerk Trust	02.28.2017	18,108.63	9.54							18,118.17
County Clerk Trust		121,125.55	63.99							121,189.54
Clerks of the Courts Trust Funds	09.30.2016	139,966.17	341.54	0.00	0.00	0.00	0.00	0.00	0.00	139,307.71
Totals		139,966.17	341.54	0.00	0.00	0.00	0.00	0.00	0.00	139,307.71

Respectfully submitted,

Laura Lundquist, CCT, CIO
Laura Lundquist, CCT, CIO
Gillespie County Treasurer

The State of Texas, County of Gillespie

Before me, the undersigned authority, this day personally appeared Laura Lundquist, County Treasurer, to me well known, who, being duly sworn, deposes and says that the above and foregoing report is true and correct.

Witness my hand and seal of this office, this _____ day of _____, A.D. _____

County Clerk
County of Gillespie, State of Texas

Compared, examined, and accepted in open Commissioners Court this _____ day of _____, A.D. _____

County Judge _____

Commissioner Pct No 1 _____

Commissioner Pct No 3 _____

Commissioner Pct No 2 _____

Commissioner Pct No 4 _____