



FY2016-2017

GILLESPIE COUNTY, TEXAS

COUNTY TREASURER MONTHLY FINANCIAL REPORT

For The Period Ended
February 28, 2017

Unaudited

LAURA LUNDQUIST, CCT, CIO
GILLESPIE COUNTY TREASURER

1. Cash/Investment Balances All Funds
For Period Ended February 28, 2017
2. Statement of Receipts, Disbursements, Electronic Funds Transfers, Payroll,
Interfund Allocations, Adjustments, and Investments All Funds
Month to Date by Fund
3. Statement of Receipts, Disbursements, Electronic Funds Transfers, Payroll,
Interfund Allocations, Adjustments, and Investments All Funds
Fiscal Year to Date by Fund
4. Statement of Maintenance & Operating Funds
FY2005 through February 28, 2017
General Fund
Road & Bridge Funds ... County Wide, Precinct No 1, Precinct No 2, Precinct No 3, Precinct No 4
5. Fund Cash/Investment Balance Comparison by Fiscal Year by Fund
Active and Inactive Funds
FY2004 through February 28, 2017
6. Overall Cash/Investment Balance Comparison by Month
FY1985 through February 28, 2017
7. County Sales Tax ... Effective January 01, 1988
Allocation Summary of Sales Tax Receipts
1988 through February 28, 2017

Statement of Repayment of Erroneous Receipt of Sales Tax
1997 through September 30, 2016 ... Paid Off FY2016
8. Hotel Occupancy Tax (HOT) ... Effective January 01, 2007
Summary of HOT Receipts and Expenditures
For the Period of January 01, 2007 through February 28, 2017
9. Certificates of Obligation Bonds ... Interest & Sinking
Statement of Bond Redemptions & Interest Payment Schedule
GO Refunding Bonds, Series 2010
Refunding of COB Series 2001, Post Office & Clinic Building Properties



10. General Obligation Bonds ... Interest & Sinking
Statement of Bond Redemptions & Interest Payment Schedule
GOB Series 2013, Jail Construction Project
11. Lease / Purchase Finance Capital Equipment
Statement of Principal & Interest Payment Schedule
Road & Bridge Departments – Contract No 6451, December.2013
 - o Countywide
 - o Precinct No 1
 - o Precinct No 2
 - o Precinct No 3
 - o Precinct No 4
12. Public Property Finance ... Law Enforcement Radio System Upgrade
Statement of Principal & Interest Payment Schedule
Sheriff Office --- Contract No 6774, November.2014
13. District Clerk Trust Funds ... Statement of Holding in Trust Funds As Managed by County Treasurer
As of February 28, 2017
14. County Clerk Trust Funds ... Statement of Holding in Trust Funds As Managed by County Treasurer
As of February 28, 2017
15. Investment Performance Summary ... Certificate(s) of Deposit
As of February 28, 2017
16. County Treasurer Portfolio Asset Summary by Investment Type
As of February 28, 2017
17. County Portfolio Asset Summary vs Security Holdings
As of February 28, 2017
18. Detailed Listing of Receipts to All Funds
For February.2017
19. Detailed Listing of Disbursements from All Funds
For February.2017
20. Detailed Listing of Electronic Funds Transfers from All Funds
For February.2017
21. Detailed Listing of Interfund Allocations to/from All Funds
For February.2017
22. Detailed Listing of Payroll Distribution All Funds
For February.2017
23. Financial Summary Recap Affidavit
As of February 28, 2017

GILLESPIE COUNTY, TEXAS

Cash and Investment Balances All Funds Managed by County Treasurer

For Period Ended February 28, 2017

FUNDS LISTING BY CATEGORY																																																												
<p>GENERAL and ROAD & BRIDGE FUNDS Maintenance & Operating Funds</p>	<table style="width: 100%; border-collapse: collapse;"> <tr> <td style="padding-left: 20px;">General Fund</td> <td style="text-align: right;">19,517,445.94</td> </tr> <tr> <td style="padding-left: 20px;">Road & Bridge Funds ...</td> <td></td> </tr> <tr> <td style="padding-left: 40px;">County Wide</td> <td style="text-align: right;">1,722,929.33</td> </tr> <tr> <td style="padding-left: 40px;">Precinct No 1</td> <td style="text-align: right;">220,245.91</td> </tr> <tr> <td style="padding-left: 40px;">Precinct No 2</td> <td style="text-align: right;">364,125.25</td> </tr> <tr> <td style="padding-left: 40px;">Precinct No 3</td> <td style="text-align: right;">311,976.79</td> </tr> <tr> <td style="padding-left: 40px;">Precinct No 4</td> <td style="text-align: right;"><u>267,568.18</u></td> </tr> <tr> <td style="padding-left: 20px;">Sub-total Road & Bridge Funds</td> <td style="text-align: right;">2,886,845.46</td> </tr> </table>	General Fund	19,517,445.94	Road & Bridge Funds ...		County Wide	1,722,929.33	Precinct No 1	220,245.91	Precinct No 2	364,125.25	Precinct No 3	311,976.79	Precinct No 4	<u>267,568.18</u>	Sub-total Road & Bridge Funds	2,886,845.46	<p style="text-align: center;">CASH and INVESTMENTS</p>																																										
General Fund	19,517,445.94																																																											
Road & Bridge Funds ...																																																												
County Wide	1,722,929.33																																																											
Precinct No 1	220,245.91																																																											
Precinct No 2	364,125.25																																																											
Precinct No 3	311,976.79																																																											
Precinct No 4	<u>267,568.18</u>																																																											
Sub-total Road & Bridge Funds	2,886,845.46																																																											
<p>SPECIAL REVENUE FUNDS</p>	<table style="width: 100%; border-collapse: collapse;"> <tr> <td style="padding-left: 20px;">Law Library</td> <td style="text-align: right;">1,961.87</td> </tr> <tr> <td style="padding-left: 20px;">Lateral Road ...</td> <td></td> </tr> <tr> <td style="padding-left: 40px;">Precinct No 1</td> <td style="text-align: right;">6,658.22</td> </tr> <tr> <td style="padding-left: 40px;">Precinct No 2</td> <td style="text-align: right;">6,683.25</td> </tr> <tr> <td style="padding-left: 40px;">Precinct No 3</td> <td style="text-align: right;">6,658.22</td> </tr> <tr> <td style="padding-left: 40px;">Precinct No 4</td> <td style="text-align: right;">6,658.22</td> </tr> <tr> <td style="padding-left: 20px;">Sub-total Lateral Road Funds</td> <td style="text-align: right;">26,657.91</td> </tr> <tr> <td style="padding-left: 20px;">Probate ...</td> <td></td> </tr> <tr> <td style="padding-left: 40px;">Training</td> <td style="text-align: right;">4,306.77</td> </tr> <tr> <td style="padding-left: 40px;">Guardianship Program</td> <td style="text-align: right;">29,108.70</td> </tr> <tr> <td style="padding-left: 20px;">Sub-total Probate Funds</td> <td style="text-align: right;">33,415.47</td> </tr> <tr> <td style="padding-left: 20px;">Court Reporter Service</td> <td style="text-align: right;">3,818.11</td> </tr> <tr> <td style="padding-left: 20px;">County Records Management</td> <td style="text-align: right;">71,686.85</td> </tr> <tr> <td style="padding-left: 20px;">County Clerk Records Management</td> <td style="text-align: right;">136,681.09</td> </tr> <tr> <td style="padding-left: 40px;">Sheriff Forfeiture</td> <td style="text-align: right;">46,294.80</td> </tr> <tr> <td style="padding-left: 40px;">Sheriff Abandoned Vehicle</td> <td style="text-align: right;">1,208.87</td> </tr> <tr> <td style="padding-left: 40px;">Sheriff Equitable Sharing</td> <td style="text-align: right;">1,209.33</td> </tr> <tr> <td style="padding-left: 40px;">Justice Court Bldg Security</td> <td style="text-align: right;">32,242.16</td> </tr> <tr> <td style="padding-left: 40px;">Courthouse Security</td> <td style="text-align: right;">22,664.64</td> </tr> <tr> <td style="padding-left: 20px;">District Clerk Records Management</td> <td style="text-align: right;">9,303.00</td> </tr> <tr> <td style="padding-left: 20px;">County & District Court Technology</td> <td style="text-align: right;">21,489.27</td> </tr> <tr> <td style="padding-left: 40px;">Occupancy Tax</td> <td style="text-align: right;">693,300.87</td> </tr> <tr> <td style="padding-left: 40px;">Pretrial Intervention</td> <td style="text-align: right;">132,025.71</td> </tr> <tr> <td style="padding-left: 20px;">Justice Court Technology</td> <td style="text-align: right;">123,377.25</td> </tr> <tr> <td style="padding-left: 40px;">Airport Operating</td> <td style="text-align: right;">573,320.14</td> </tr> <tr> <td style="padding-left: 40px;">LEOSE Training--Sheriff</td> <td style="text-align: right;">8,776.82</td> </tr> <tr> <td style="padding-left: 40px;">LEOSE Training--Constable No 1</td> <td style="text-align: right;">9,385.42</td> </tr> <tr> <td style="padding-left: 40px;">LEOSE Training--Constable No 2</td> <td style="text-align: right;">7,331.75</td> </tr> <tr> <td style="padding-left: 40px;">Tax Assessor - M V I</td> <td style="text-align: right;"><u>106.75</u></td> </tr> </table>	Law Library	1,961.87	Lateral Road ...		Precinct No 1	6,658.22	Precinct No 2	6,683.25	Precinct No 3	6,658.22	Precinct No 4	6,658.22	Sub-total Lateral Road Funds	26,657.91	Probate ...		Training	4,306.77	Guardianship Program	29,108.70	Sub-total Probate Funds	33,415.47	Court Reporter Service	3,818.11	County Records Management	71,686.85	County Clerk Records Management	136,681.09	Sheriff Forfeiture	46,294.80	Sheriff Abandoned Vehicle	1,208.87	Sheriff Equitable Sharing	1,209.33	Justice Court Bldg Security	32,242.16	Courthouse Security	22,664.64	District Clerk Records Management	9,303.00	County & District Court Technology	21,489.27	Occupancy Tax	693,300.87	Pretrial Intervention	132,025.71	Justice Court Technology	123,377.25	Airport Operating	573,320.14	LEOSE Training--Sheriff	8,776.82	LEOSE Training--Constable No 1	9,385.42	LEOSE Training--Constable No 2	7,331.75	Tax Assessor - M V I	<u>106.75</u>	<p style="text-align: right;"><u>22,404,291.40</u></p> <p style="text-align: right;"><u>1,956,258.08</u></p>
Law Library	1,961.87																																																											
Lateral Road ...																																																												
Precinct No 1	6,658.22																																																											
Precinct No 2	6,683.25																																																											
Precinct No 3	6,658.22																																																											
Precinct No 4	6,658.22																																																											
Sub-total Lateral Road Funds	26,657.91																																																											
Probate ...																																																												
Training	4,306.77																																																											
Guardianship Program	29,108.70																																																											
Sub-total Probate Funds	33,415.47																																																											
Court Reporter Service	3,818.11																																																											
County Records Management	71,686.85																																																											
County Clerk Records Management	136,681.09																																																											
Sheriff Forfeiture	46,294.80																																																											
Sheriff Abandoned Vehicle	1,208.87																																																											
Sheriff Equitable Sharing	1,209.33																																																											
Justice Court Bldg Security	32,242.16																																																											
Courthouse Security	22,664.64																																																											
District Clerk Records Management	9,303.00																																																											
County & District Court Technology	21,489.27																																																											
Occupancy Tax	693,300.87																																																											
Pretrial Intervention	132,025.71																																																											
Justice Court Technology	123,377.25																																																											
Airport Operating	573,320.14																																																											
LEOSE Training--Sheriff	8,776.82																																																											
LEOSE Training--Constable No 1	9,385.42																																																											
LEOSE Training--Constable No 2	7,331.75																																																											
Tax Assessor - M V I	<u>106.75</u>																																																											
<p>SPECIAL REVENUE FUNDS ... GRANTS</p>	<table style="width: 100%; border-collapse: collapse;"> <tr> <td style="padding-left: 20px;">Grants ... General, Energy Efficiency</td> <td style="text-align: right;">0.00</td> </tr> <tr> <td style="padding-left: 20px;">Grants ... Law Enforcement, Emergency Services P25 Compliant Radio</td> <td style="text-align: right;">0.00</td> </tr> <tr> <td style="padding-left: 40px;">PML Loan Star Library</td> <td style="text-align: right;">258.39</td> </tr> <tr> <td style="padding-left: 40px;">PML PAC-Pug</td> <td style="text-align: right;">211.40</td> </tr> <tr> <td style="padding-left: 20px;">Airport Capital Project Grant</td> <td style="text-align: right;"><u>15.18</u></td> </tr> </table>	Grants ... General, Energy Efficiency	0.00	Grants ... Law Enforcement, Emergency Services P25 Compliant Radio	0.00	PML Loan Star Library	258.39	PML PAC-Pug	211.40	Airport Capital Project Grant	<u>15.18</u>	<p style="text-align: right;"><u>484.97</u></p>																																																
Grants ... General, Energy Efficiency	0.00																																																											
Grants ... Law Enforcement, Emergency Services P25 Compliant Radio	0.00																																																											
PML Loan Star Library	258.39																																																											
PML PAC-Pug	211.40																																																											
Airport Capital Project Grant	<u>15.18</u>																																																											

GILLESPIE COUNTY, TEXAS

**Cash and Investment Balances
 All Funds Managed by County Treasurer**

For Period Ended February 28, 2017

FUNDS LISTING BY CATEGORY (continued)			
CERTIFICATES OF OBLIGATION BONDS			
and			
GENERAL OBLIGATION BONDS			
...			
Operating Accounts			
GOB Series 2013 ... Jail Project	291,045.18	291,045.18	
CERTIFICATES OF OBLIGATION BONDS			
and			
GENERAL OBLIGATION BONDS			
...			
Interest & Sinking Accounts			
COB Series 2001/GOB Refunding Series 2010 ... Interest & Sinking	23,709.13		
GOB Series 2013 ... Interest & Sinking	<u>230,081.58</u>	<u>253,790.71</u>	
TRUST and AGENCY FUNDS			
Criminal Justice	2,020.70		
Waste Water (State Fee)	570.00		
County Attorney Hot Check	5,195.92		
McDermott (PML)	110,721.69		
Breiten (PML)	196,413.77		
Justice Of The Peace No. 1	55,141.30		
Justice Of The Peace No. 2	24,331.56		
Appellate Judicial System	445.36		
Alternative Dispute Resolution	775.00		
Unclaimed Monies	57,084.39		
County Clerk Operating	93,266.19		
District Clerk Operating	59,469.83	<u>605,435.71</u>	<u>25,511,306.05</u>
FUNDS PENDING RELEASE			
Check(s) pending release	0.00		
EFT(s) pending release	<u>0.00</u>	<u>0.00</u>	<u>0.00</u>
CHANGE FUNDS			
General Fund (F.10) ... cash provider to various offices	3,000.00		
Sheriff Seizure Fund (F.30)	1,750.00		
County Attorney Hot Check Fund (F.80)	<u>50.00</u>	<u>4,800.00</u>	<u>4,800.00</u>

GILLESPIE COUNTY, TEXAS

**Cash and Investment Balances
 All Funds Managed by County Treasurer**

For Period Ended February 28, 2017

FUNDS LISTING BY CATEGORY (continued)				
UNALLOCATED MONIES				
Checking Accounts				
Justice of Peace No 2 Checking...unaccountable funds from C2.28.1999 ... date check book was turned over to County Treasurer	(98.56)			
Justice of Peace No 2 Checking...credit card payment pending	324.00			
Justice of Peace No 2 Checking...credit card reversal pending	110.00			
Justice of Peace No 2 Checking...credit card payment pending	1,243.50			
Justice of Peace No 2 Checking...receipt correction required	(371.00)			
Justice of Peace No 2 Checking...receipt correction required	371.00			
Justice of Peace No 1 Checking...credit card payment pending	110.00			
General Checking...				
District Clerk Checking... credit card payment pending	50.00			
County Attorney Hot Check Checking...	0.00			
COB 2001/REF 2010 Checking... balance due to GOB2013	(3,692.63)			
GOB 2013 Project Checking... balance due from COB2001/Ref2010	3,692.63			
Appellate Checking...	0.00			
County Clerk Checking...e-file receipt correction required	(526.00)	<u>1,212.94</u>		
Investment Pools ... Investment Service For Public Funds				
TexPool ... General	0.00			
TexPool ... COB Series 2001/GOB Series 2010 Interest & Sinking	0.00			
TexPool ... GOB Series 2013 Jail Project	0.00			
Texas Class ... GOB Series 2013 Jail Project	<u>0.00</u>	<u>0.00</u>		
Other Unallocated Funds				
none reported	<u>0.00</u>	<u>0.00</u>	<u>1,212.94</u>	<u>25,517,318.99</u>

GILLESPIE COUNTY, TEXAS

Cash and Investment Balances All Funds Managed by County Treasurer

For Period Ended February 28, 2017

CHECKING and INVESTMENT ACCOUNTS			
CHECKING ACCOUNTS			
GENERAL OPERATING ... Interest Bearing Checking	2,713.29		
Cash On Hand	0.00		
Deposit In Process	4,178.59		
Deposit In Process	92.00		
Deposit In Process	51.00		
Deposit In Process	3,340.41		
Online Transfer	(635.23)		
Online Transfer	(3,189.19)		
Online Transfer	0.00		
Outstanding Financial Checks	(159,600.90)		
Outstanding Payroll Checks	(8,485.16)		
Check(s) pending release	0.00	(161,535.19)	
GENERAL OPERATING ... Interest Bearing Sweep Account			
Sweep of General Operating Checking	<u>16,838,904.97</u>	<u>16,838,904.97</u>	
COB Series 2001 / GORefuding Series 2010 INTEREST & SINKING Checking	1.00		
Cash On Hand	0.00		
Online Transfer	635.23		
Online Transfer	(635.23)		
Outstanding Checks	<u>0.00</u>	<u>1.00</u>	
COB Series 2001 / GORefuding Series 2010 INTEREST & SINKING ...			
Interest Bearing Sweep Account			
Sweep of General Operating Checking	<u>26,686.57</u>	<u>26,686.57</u>	
COUNTY ATTORNEY HOT CHECK ... Interest Bearing Checking	6,907.74		
Cash On Hand	0.00		
Deposit In Process	0.00		
Online Transfer	0.00		
Outstanding Checks	<u>(1,711.82)</u>	<u>5,195.92</u>	
JUSTICE OF THE PEACE No 1 ... Interest Bearing Checking	55,406.50		
Cash On Hand	0.00		
Deposit In Process	1,022.00		
Online Transfer	0.00		
Outstanding Checks	<u>(806.20)</u>	<u>55,622.30</u>	

GILLESPIE COUNTY, TEXAS

Cash and Investment Balances All Funds Managed by County Treasurer

For Period Ended February 28, 2017

CHECKING and INVESTMENT ACCOUNTS <small>(continued)</small>			
CHECKING ACCOUNTS ... Continued			
JUSTICE OF THE PEACE No 2 ... Interest Bearing Checking	25,510.50		
Cash On Hand	0.00		
Deposit In Process	335.00		
Online Transfer	0.00		
Outstanding Checks	<u>(306.00)</u>	<u>25,539.50</u>	
COUNTY CLERK ... Interest Bearing Checking	87,987.95		
Cash On Hand	0.00		
Deposit In Process	1,273.00		
Deposit In Process	3,920.95		
Deposit In Process	0.00		
Online Transfer	0.00		
Outstanding Checks ... checks outstanding prior to 10.01.2009	<u>(108.50)</u>		
Outstanding Checks ... outstanding checks post 09.30.2009	<u>(333.21)</u>	<u>92,740.19</u>	
DISTRICT CLERK ... Interest Bearing Checking	77,119.10		
Cash On Hand	0.00		
Deposit In Process	822.00		
Online Transfer	0.00		
Outstanding Checks ... checks outstanding prior to 10.01.2009	<u>(4,361.86)</u>		
Outstanding Checks ... outstanding checks post 09.30.2009	<u>(14,059.41)</u>	<u>59,519.83</u>	
GOB SERIES 2013 - Jail Project ... Interest Bearing Checking	1.00		
Cash On Hand	0.00		
Online Transfer	0.00		
Deposit In Process	0.00		
Outstanding Checks	<u>0.00</u>	<u>1.00</u>	
GOB SERIES 2013 - Jail Project ... Interest Bearing Sweep Account			
Sweep of GOB 2013 Jail Project Checking	<u>37,133.46</u>	<u>37,133.46</u>	
GOB SERIES 2013 - Interest & Sinking ... Interest Bearing Checking	1.00		
Cash On Hand	0.00		
Online Transfer	3,189.19		
Online Transfer	635.23		
Online Transfer	0.00		
Outstanding Checks	<u>0.00</u>	<u>3,825.42</u>	
GOB SERIES 2013 - Interest & Sinking ... Interest Bearing Sweep Account			
Sweep of GOB 2013 Interest & Sinking Sweep	<u>222,563.53</u>	<u>222,563.53</u>	<u>17,206,198.50</u>

GILLESPIE COUNTY, TEXAS

**Cash and Investment Balances
 All Funds Managed by County Treasurer**

For Period Ended February 28, 2017

CHECKING and INVESTMENT ACCOUNTS (continued)

TIME CERTIFICATE OF DEPOSIT(S)

All General Fund (10.) Investments

Blanco National Bank

BNB CD .. 0.45%	per annum, paid monthly ..	11.07.2017 maturity	100,000.00	
BNB CD .. 0.45%	per annum, paid monthly ..	02.11.2018 maturity	100,000.00	
BNB CD .. 0.45%	per annum, paid monthly ..	01.02.2018 maturity	100,000.00	
BNB CD .. 0.45%	per annum, paid monthly ..	07.19.2017 maturity	100,000.00	
BNB CD .. 0.45%	per annum, paid monthly ..	03.07.2017 maturity	100,000.00	
BNB CD .. 0.45%	per annum, paid monthly ..	09.07.2017 maturity	100,000.00	
BNB CD .. 0.45%	per annum, paid monthly ..	10.07.2017 maturity	100,000.00	
BNB CD .. 0.45%	per annum, paid monthly ..	05.28.2017 maturity	100,000.00	
BNB CD .. 0.45%	per annum, paid monthly ..	05.28.2017 maturity	100,000.00	
BNB CD .. 0.45%	per annum, paid monthly ..	08.02.2017 maturity	100,000.00	
BNB CD .. 0.45%	per annum, paid monthly ..	11.02.2017 maturity	100,000.00	
BNB CD .. 0.45%	per annum, paid monthly ..	12.02.2017 maturity	100,000.00	
BNB CD .. 0.45%	per annum, paid monthly ..	04.18.2017 maturity	100,000.00	
BNB CD .. 0.45%	per annum, paid monthly ..	11.22.2017 maturity	100,000.00	
BNB CD .. 0.45%	per annum, paid monthly ..	01.30.2018 maturity	100,000.00	
BNB CD .. 0.45%	per annum, paid monthly ..	01.30.2018 maturity	100,000.00	
BNB CD .. 0.45%	per annum, paid monthly ..	03.05.2017 maturity	100,000.00	
BNB CD .. 0.45%	per annum, paid monthly ..	04.01.2017 maturity	100,000.00	
BNB CD .. 0.45%	per annum, paid monthly ..	12.01.2017 maturity	100,000.00	
BNB CD .. 0.45%	per annum, paid monthly ..	04.01.2017 maturity	100,000.00	
BNB CD .. 0.45%	per annum, paid monthly ..	04.01.2017 maturity	100,000.00	
BNB CD .. 0.45%	per annum, paid monthly ..	04.15.2017 maturity	100,000.00	
BNB CD .. 0.45%	per annum, paid monthly ..	06.01.2017 maturity	100,000.00	
BNB CD .. 0.45%	per annum, paid monthly ..	06.15.2017 maturity	100,000.00	2,400,000.00

Security State Bank & Trust (County Depository)

SSB&T CD .. 0.40%	per annum, paid monthly ..	02.11.2018 maturity	100,000.00	
SSB&T CD .. 0.35%	per annum, paid monthly ..	05.02.2017 maturity	100,000.00	
SSB&T CD .. 0.40%	per annum, paid monthly ..	02.28.2018 maturity	100,000.00	
SSB&T CD .. 0.40%	per annum, paid monthly ..	10.29.2017 maturity	100,000.00	
SSB&T CD .. 0.35%	per annum, paid monthly ..	03.04.2017 maturity	250,000.00	
SSB&T CD .. 0.35%	per annum, paid monthly ..	04.01.2017 maturity	500,000.00	
SSB&T CD .. 0.40%	per annum, paid monthly ..	07.01.2017 maturity	500,000.00	
SSB&T CD .. 0.40%	per annum, paid monthly ..	10.01.2017 maturity	500,000.00	
SSB&T CD .. 0.35%	per annum, paid monthly ..	01.01.2017 maturity ... closed	0.00	2,150,000.00
				<u>4,550,000.00</u>

GILLESPIE COUNTY, TEXAS

Cash and Investment Balances All Funds Managed by County Treasurer

For Period Ended February 28, 2017

CHECKING and INVESTMENT ACCOUNTS <small>(continued)</small>				
INVESTMENT POOLS ... Investment Service For Public Funds				
TexPool				
GENERAL ... Multi-Fund Account	3,501,695.58			
Deposit In Process	0.00			
Monies In Transit	<u>0.00</u>	3,501,695.58		
COB SERIES 2001/GOREfunding SERIES 2010 ... Interest & Sinking	714.19			
Deposit In Process	0.00			
Monies In Transit	<u>0.00</u>	714.19		
GOB SERIES 2013 ... Jail Project	0.00			
Deposit In Process	0.00			
Monies In Transit	<u>0.00</u>	0.00		
TexPool sub-total			<u>3,502,409.77</u>	
Texas Class				
GOB SERIES 2013 ... Jail Project	253,910.72			
Deposit In Process	0.00			
Monies In Transit	<u>0.00</u>	253,910.72	3,756,320.49	
CHANGE FUNDS				
Under General Fund (F.10)				
Tax Office ... Teller Drawers (4)	1,200.00			
Tax Office ... Office Administration	0.00			
County Clerk	100.00			
District Clerk	100.00			
Justice of Peace No 1	200.00			
Justice of Peace No 2	200.00			
Pioneer Memorial Library	100.00			
Sheriff ... Administration	50.00			
Sheriff ... Jail Operations	50.00			
County Treasurer	1,000.00			
County Warehouse	<u>0.00</u>	3,000.00		
Under Sheriff Seizure (F.30)				
Sheriff ... Administrative Office	<u>1,750.00</u>	1,750.00		
Under County Attorney Hot Check (F.80)				
County Attorney	<u>50.00</u>	50.00	4,800.00	25,517,318.99


GILLESPIE COUNTY, TEXAS

**Cash and Investment Balances
 All Funds Managed by County Treasurer**

For Period Ended February 28, 2017

DISTRICT CLERK HOLDING					
HOLDING ACCOUNT (s)		CASH and INVESTMENTS			
	holding account(s)	<u>18,108.63</u>	<u>18,108.63</u>	<u>18,108.63</u>	<u>18,108.63</u>
 INVESTMENT POOLS ... Investment Service For Public Funds					
	TEXPOOL ... DISTRICT CLERK HOLDING	18,108.63			
	Deposit In Process	0.00			
	Monies In Transit	<u>0.00</u>	<u>18,108.63</u>	<u>18,108.63</u>	<u>18,108.63</u>

COUNTY CLERK HOLDING					
HOLDING ACCOUNT (s)		CASH and INVESTMENTS			
	holding account(s)	<u>121,125.55</u>	<u>121,125.55</u>	<u>121,125.55</u>	<u>121,125.55</u>
 INVESTMENT POOLS ... Investment Service For Public Funds					
	TEXPOOL ... COUNTY CLERK HOLDING	121,125.55			
	Deposit In Process	0.00			
	Monies In Transit	<u>0.00</u>	<u>121,125.55</u>	<u>121,125.55</u>	<u>121,125.55</u>


 Laura Lundquist, cct, cio
 Gillespie County Treasurer
 Gillespie County, Texas

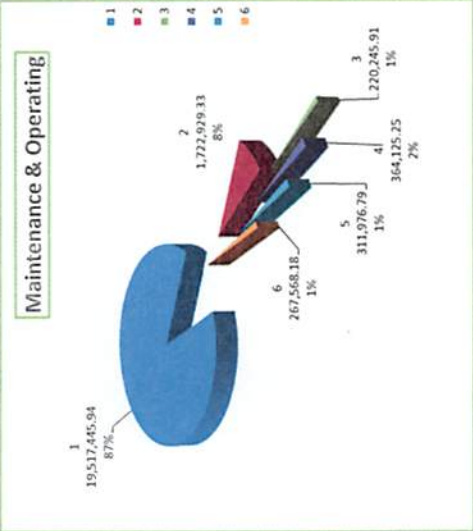
GILLESPIE COUNTY, TEXAS
STATEMENT OF
Receipts, Disbursements, Electronic Funds Transfers, Payroll, Interfund Allocations, Adjustments, and Time Investments
of County Funds Managed by County Treasurer

For the Period Ended February 28, 2017

For Current Account Period	Cash Balance as of 01.31.2017	Receipts	Disbursements	Electronic Fund Transfers	Payroll	Total Disbursements	Interfund Allocations In	Interfund Allocations Out	FY2017 Adjustments	FY2016 YE Adjustments	Cash Balances as of 02.28.2017	Time Investments	Adjusted Cash Balance as of 02.28.2017	For Current Account Period
GENERAL and ROAD & BRIDGE ... Maintenance & Operating Funds														
F10 General	17,311,336.71	3,235,038.34	503,243.99	246,942.40	279,742.72	1,029,929.11					19,517,445.94	4,550,000.00	14,967,445.94	F10 General
Road & Bridge Funds														
F15 County Wide	1,992,421.76	639,769.60	6,678.11		2,583.92	9,262.03		900,000.00			1,722,929.33		1,722,929.33	F15 County Wide
F16 Precinct No 1	41,579.47	24.37	15,059.13		17,348.80	32,407.93	211,050.00				220,245.91		220,245.91	F16 Precinct No 1
F17 Precinct No 2	174,875.09	92.06	7,076.25		15,355.65	22,431.90	211,590.00				364,125.25		364,125.25	F17 Precinct No 2
F18 Precinct No 3	105,150.14	44.40	20,278.10		19,539.65	39,817.75	246,600.00				311,976.79		311,976.79	F18 Precinct No 3
F19 Precinct No 4	104,777.71	54.04	50,943.76		17,079.81	68,023.57	230,760.00				267,568.18		267,568.18	F19 Precinct No 4
Sub-Total R&B	2,418,604.17	639,864.47	100,030.35	0.00	71,907.83	171,943.16	900,000.00	900,000.00	0.00	0.00	2,690,645.46	0.00	2,690,645.46	Sub-Total R&B
Sub-Totals General / Road & Bridge ... Maintenance & Operating Funds	19,730,140.88	3,875,022.61	603,279.34	246,942.40	351,650.55	1,201,872.29	900,000.00	900,000.00	0.00	0.00	22,404,291.40	4,550,000.00	17,854,291.40	Sub-Totals General / Road & Bridge ... Maintenance & Operating Funds

Maintenance & Operating Cash Balances by Fund As of February 28, 2017

General Fund	F15 County Wide	F16 Precinct No 1	F17 Precinct No 2	F18 Precinct No 3	F19 Precinct No 4
19,517,445.94	1,722,929.33	220,245.91	364,125.25	311,976.79	267,568.18
					22,404,291.40



GILLESPIE COUNTY, TEXAS
STATEMENT OF
Receipts, Disbursements, Electronic Funds Transfers, Payroll, Interfund Allocations, Adjustments, and Time Investments
of County Funds Managed by County Treasurer

For the Period Ended February 28, 2017

For Current Account Period	Cash Balance as of 01.31.2017	Receipts	Disbursements	Electronic Fund Transfers	Payroll	Total Disbursements	Interfund Allocations In	Interfund Allocations Out	FY2017 Adjustments	FY2016 YE Adjustments	Cash Balances as of 02.28.2017	Time Investments	Adjusted Cash Balance as of 02.28.2017	For Current Account Period
SPECIAL REVENUE														
F20 Law Library	2,709.87		748.00			748.00					1,961.87		1,961.87	F20 Law Library
F21 Lateral Road Precinct Depts														F21 Lateral Road Precinct Depts
Precinct No 1	6,658.22					0.00					6,658.22		6,658.22	Precinct No 1
Precinct No 2	6,683.25					0.00					6,683.25		6,683.25	Precinct No 2
Precinct No 3	6,658.22					0.00					6,658.22		6,658.22	Precinct No 3
Precinct No 4	6,658.22					0.00					6,658.22		6,658.22	Precinct No 4
F24 Probate														F24 Probate
Training	4,431.77		125.00			125.00					4,306.77		4,306.77	Training
Guardianship Program	29,108.70					0.00					29,108.70		29,108.70	Guardianship Program
F25 Court Reporter	4,118.11		300.00			300.00					3,818.11		3,818.11	F25 Court Reporter
F28 County Records Mgmt	71,686.85					0.00					71,686.85		71,686.85	F28 County Records Mgmt
F29 County Clerk Records Mgmt	138,439.14				1,758.05	1,758.05					136,681.09		136,681.09	F29 County Clerk Records Mgmt
F30 Sheriff Forfeiture	46,269.77	25.03				0.00					46,294.80		46,294.80	F30 Sheriff Forfeiture
F93 Sheriff Abandoned Vehicle	1,208.22	0.65				0.00					1,208.87		1,208.87	F93 Sheriff Abandoned Vehicle
F31 Justice Court Bldg Security	32,242.16					0.00					32,242.16		32,242.16	F31 Justice Court Bldg Security
F32 Courthouse Security	22,664.64					0.00					22,664.64		22,664.64	F32 Courthouse Security
F34 District Clerk Records Mgmt	9,303.00					0.00					9,303.00		9,303.00	F34 District Clerk Records Mgmt
F35 County & District Courts Technology	21,489.27					0.00					21,489.27		21,489.27	F35 County & District Courts Technology
F36 Occupancy Tax	611,170.21	82,145.34	14.68			14.68					693,300.87		693,300.87	F36 Occupancy Tax
F37 Pretrial Intervention	130,525.71	1,500.00				0.00					132,025.71		132,025.71	F37 Pretrial Intervention
F51 Justice Court Technology	123,377.25					0.00					123,377.25		123,377.25	F51 Justice Court Technology
F72 Airport Operating	575,559.83	11,116.98	7,595.10		5,761.57	13,356.67				0.00	573,320.14		573,320.14	F72 Airport Operating
F78 LEOSE -Sheriff	5,436.41	3,340.41				0.00					8,776.82		8,776.82	F78 LEOSE -Sheriff
F79 LEOSE- Constable 1	8,702.83	682.59				0.00					9,385.42		9,385.42	F79 LEOSE- Constable 1
F82 LEOSE-Constable 2	6,649.16	682.59				0.00					7,331.75		7,331.75	F82 LEOSE-Constable 2
F81 Tax Assessor-M V I	106.75					0.00					106.75		106.75	F81 Tax Assessor-M V I
F40 Sheriff Equitable Sharing	1,208.68	0.65				0.00					1,209.33		1,209.33	F40 Sheriff Equitable Sharing
Sub-Totals Special Revenue	1,873,066.24	99,494.24	8,782.78	0.00	7,519.62	16,302.40	0.00	0.00	0.00	0.00	1,956,258.08	0.00	1,956,258.08	Sub-Totals Special Revenue

GILLESPIE COUNTY, TEXAS
STATEMENT OF
Receipts, Disbursements, Electronic Funds Transfers, Payroll, Interfund Allocations, Adjustments, and Time Investments
of County Funds Managed by County Treasurer

For the Period Ended February 28, 2017

For Current Account Period	Cash Balance as of 01.31.2017	Receipts	Disbursements	Electronic Fund Transfers	Payroll	Total Disbursements	Interfund Allocations In	Interfund Allocations Out	FY2017 Adjustments	FY2016 YE Adjustments	Cash Balances as of 02.28.2017	Time Investments	Adjusted Cash Balance as of 02.28.2017	For Current Account Period
----------------------------	----------------------------------	----------	---------------	---------------------------	---------	---------------------	--------------------------	---------------------------	--------------------	-----------------------	-----------------------------------	------------------	---	----------------------------

SPECIAL REVENUE ... GRANTS													SPECIAL REVENUE ... GRANTS	
F11 Grants ... General - Energy Efficiency	0.00					0.00					0.00		0.00	F11 Grants ... General - Energy Efficiency
F11 Grants ... Law Enforcement, Emergency Services P25 Compliant Radio	0.00					0.00					0.00		0.00	F11 Grants ... Law Enforcement, Emergency Services P25 Compliant Radio
F54 PML .. Loan Star Grant	258.39					0.00					258.39		258.39	F54 PML .. Loan Star Grant
F54 PML .. PAC-HUG Grant	211.40					0.00					211.40		211.40	F54 PML .. PAC-HUG Grant
F71 Airport Capital Project Grant	15.18					0.00				0.00	15.18		15.18	F71 Airport Capital Project Grant
Sub-Totals Special Revenue .. Grants	484.97	0.00	0.00	0.00	0.00	0.00	0.00	0.00	0.00	0.00	484.97	0.00	484.97	Sub-Totals Special Revenue .. Grants

CERTIFICATES OF OBLIGATION BONDS and GENERAL OBLIGATION BONDS ... Project Operating Accounts													CERTIFICATES OF OBLIGATION BONDS and GENERAL OBLIGATION BONDS ... Project Operating Accounts	
F61 GOB Series 2013 ... Jail Project	290,834.88	210.30				0.00					291,045.18		291,045.18	F61 GOB Series 2013 ... Jail Project
Sub-Totals COB ... GOB Operating	290,834.88	210.30	0.00	0.00	0.00	0.00	0.00	0.00	0.00	0.00	291,045.18	0.00	291,045.18	Sub-Totals COB ... GOB Operating

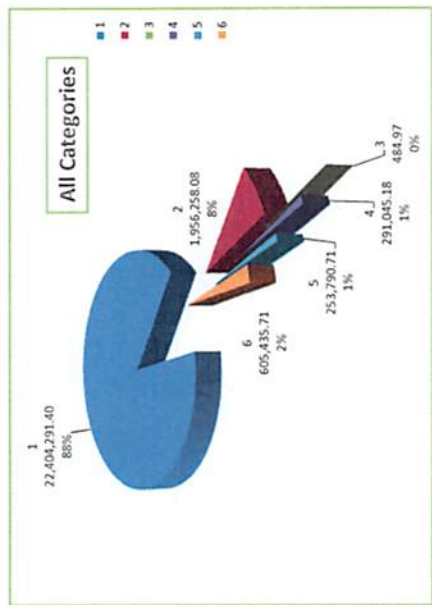
CERTIFICATES OF OBLIGATION BONDS and GENERAL OBLIGATION BONDS ... Interest & Sinking Accounts													CERTIFICATES OF OBLIGATION BONDS and GENERAL OBLIGATION BONDS ... Interest & Sinking Accounts	
F62 GOB Series 2013 ... Interest & Sinking	853,262.35	164,444.23		787,625.00		787,625.00					230,081.58		230,081.58	F62 GOB Series 2013 ... Interest & Sinking
F53 COB Series 2001 / GOB Refunding Series 2013 ... Interest & Sinking	157,717.16	33,299.47		167,307.50		167,307.50					23,709.13		23,709.13	F53 COB Series 2001 / GOB Refunding Series 2013 ... Interest & Sinking
Sub-Totals COB ... GOB I&S	1,010,979.51	197,743.70	0.00	954,932.50	0.00	954,932.50	0.00	0.00	0.00	0.00	253,790.71	0.00	253,790.71	Sub-Totals COB ... GOB I&S

GILLESPIE COUNTY, TEXAS STATEMENT OF Receipts, Disbursements, Electronic Funds Transfers, Payroll, Interfund Allocations, Adjustments, and Time Investments of County Funds Managed by County Treasurer

For the Period Ended February 28, 2017

For Current Account Period	Cash Balance as of 01/31/2017	Receipts	Disbursements	Electronic Fund Transfers	Payroll	Total Disbursements	Interfund Allocations In	Interfund Allocations Out	FY2017 Adjustments	FY2016 Adjustments	Cash Balances as of 02/28/2017	Time Investments	Adjusted Cash Balance as of 02/28/2017	
TRUST and AGENCY														
F22 Criminal Justice	1,264.70	756.00				0.00					2,020.70		2,020.70	
F27 Waste Water	330.00	240.00				0.00					570.00		570.00	
F80 County Attorney Hot Check	4,746.27	1,100.94	651.29			651.29					5,195.92		5,195.92	
F89 McDermott (PML)	110,651.81	59.88				0.00					110,721.69		110,721.69	
F92 Breiten (PML)	196,993.20	105.40	685.83			685.83					196,413.77		196,413.77	
F85 Justice Of Peace 1	30,350.58	28,549.82	3,759.10			3,759.10					55,141.30		55,141.30	
F86 Justice Of Peace 2	15,799.12	8,602.44	70.00			70.00					24,331.56		24,331.56	
F83 Appellate Judicial	445.17	0.19				0.00					445.36		445.36	
F84 Alternative Dispute Resolution	775.00					0.00					775.00		775.00	
F90 Unclaimed Monies	57,079.39	5.00				0.00					57,084.39		57,084.39	
F94 County Clerk Operating	43,625.76	49,640.43				0.00					93,266.19		93,266.19	
F95 District Clerk Operating	43,020.11	16,449.72				0.00					59,469.83		59,469.83	
Sub-Totals Trust and Agency	505,091.11	105,510.82	5,166.22	0.00	0.00	5,166.22	0.00	0.00	0.00	0.00	605,435.71	0.00	605,435.71	

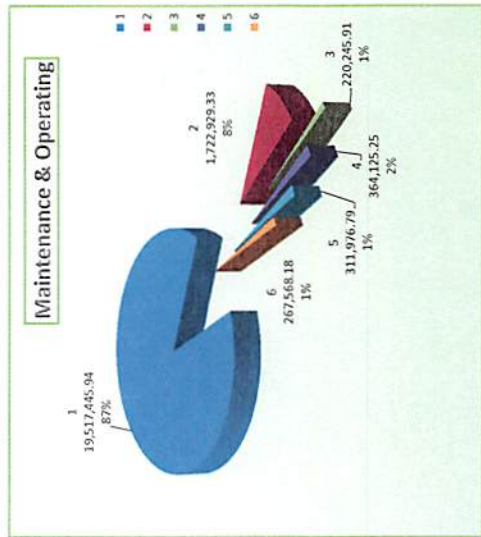
For Current Account Period	Cash Balance as of 01/31/2017	Receipts	Disbursements	Electronic Fund Transfers	Payroll	Total Disbursements	Interfund Allocations In	Interfund Allocations Out	FY2017 Adjustments	FY2016 Adjustments	Cash Balances as of 02/28/2017	Time Investments	Adjusted Cash Balance as of 02/28/2017	
TOTALS ALL FUNDS														
	23,410,697.59	4,278,981.87	617,228.34	1,201,874.90	359,170.17	2,178,273.41	900,000.00	900,000.00	0.00	0.00	25,511,306.05	4,550,000.00	20,961,306.05	



GILLESPIE COUNTY, TEXAS
STATEMENT OF
Receipts, Disbursements, Electronic Funds Transfers, Payroll, Interfund Allocations, Adjustments, and Time Investments
of County Funds Managed by County Treasurer

Fiscal Year to Date as of Period Ended February 28, 2017

For Current Account Period	Cash Balance as of 09.30.2016	Receipts	Disbursements	Electronic Fund Transfers	Payroll	Total Disbursements	Interfund Allocations In	Interfund Allocations Out	FY2017 Adjustments	FY2016 YE Adjustments	Cash Balances as of 02.28.2017	Time Investments	Adjusted Cash Balance as of 02.28.2017	For Current Account Period
GENERAL and ROAD & BRIDGE Maintenance & Operating Funds														
F10 General	12,334,694.04	13,189,845.11	3,021,175.60	1,358,340.36	1,627,097.67	6,006,613.63			(479.58)		19,517,445.94	4,550,000.00	14,967,445.94	F10 General
Road & Bridge Funds														Road & Bridge Funds
F15 County Wide	348,372.04	2,350,424.57	62,195.75		13,671.53	75,867.28		900,000.00			1,722,929.33		1,722,929.33	F15 County Wide
F16 Precinct No 1	299,702.39	128.74	190,735.24		99,899.98	290,635.22	211,050.00				220,245.91		220,245.91	F16 Precinct No 1
F17 Precinct No 2	305,892.17	373.50	66,267.67		88,462.75	154,730.42	211,590.00				364,125.25		364,125.25	F17 Precinct No 2
F18 Precinct No 3	298,810.08	241.12	109,242.19		124,432.22	233,674.41	246,600.00				311,976.79		311,976.79	F18 Precinct No 3
F19 Precinct No 4	295,831.13	11,826.76	180,799.60		93,050.11	273,849.71	230,760.00				267,568.18		267,568.18	F19 Precinct No 4
Sub-Total R&B	1,552,607.81	2,365,894.69	609,240.45	0.00	419,516.59	1,028,757.04	900,000.00	900,000.00	0.00	0.00	2,696,845.46	0.00	2,696,845.46	Sub-Total R&B
Sub-Totals General / Road & Bridge Maintenance & Operating Funds	13,887,301.85	15,552,639.80	3,630,416.05	1,358,340.36	2,046,614.25	7,035,370.67	900,000.00	900,000.00	(479.58)	0.00	22,404,291.40	4,550,000.00	17,854,291.40	General / Road & Bridge Maintenance & Operating Funds



GILLESPIE COUNTY, TEXAS
STATEMENT OF
Receipts, Disbursements, Electronic Funds Transfers, Payroll, Interfund Allocations, Adjustments, and Time Investments
of County Funds Managed by County Treasurer

Fiscal Year to Date as of Period Ended February 28, 2017

For Current Account Period	Cash Balance as of 09.30.2016	Receipts	Disbursements	Electronic Fund Transfers	Payroll	Total Disbursements	Interfund Allocations In	Interfund Allocations Out	FY2017 Adjustments	FY2016 Adjustments	Cash Balances as of 02.28.2017	Time Investments	Adjusted Cash Balance as of 02.28.2017	For Current Account Period
SPECIAL REVENUE														
F20 Law Library	2,467.24	4,550.00	5,055.37			5,055.37					1,951.87		1,951.87	F20 Law Library
F21 Lateral Road Precinct Depts														F21 Lateral Road Precinct Depts
Precinct No 1	13,291.39	6,658.22	13,291.39			13,291.39					6,658.22		6,658.22	Precinct No 1
Precinct No 2	25.04	6,658.21				0.00					6,683.25		6,683.25	Precinct No 2
Precinct No 3	6,658.22	6,658.22	6,658.22			6,658.22					6,658.22		6,658.22	Precinct No 3
Precinct No 4	0.00	6,658.22				0.00					6,658.22		6,658.22	Precinct No 4
F24 Probate														F24 Probate
Training	4,299.77	132.00	125.00			125.00					4,306.77		4,306.77	Training
Guardianship Program	28,228.70	880.00				0.00					29,108.70		29,108.70	Guardianship Program
F25 Court Reporter	3,248.11	1,260.00	690.00			690.00					3,818.11		3,818.11	F25 Court Reporter
F28 County Records Mgmt	69,004.06	2,682.79				0.00					71,686.85		71,686.85	F28 County Records Mgmt
F29 County Clerk Records Mgmt	117,867.78	23,020.00	0.28		4,206.41	4,206.69					136,681.09		136,681.09	F29 County Clerk Records Mgmt
F30 Sheriff Forfeiture	41,956.71	5,603.84	1,265.75			1,265.75					46,294.80		46,294.80	F30 Sheriff Forfeiture
F93 Sheriff Abandoned Vehicle	1,206.15	2.72				0.00					1,208.87		1,208.87	F93 Sheriff Abandoned Vehicle
F31 Justice Court Bldg Security	31,719.70	522.46				0.00					32,242.16		32,242.16	F31 Justice Court Bldg Security
F32 Courthouse Security	17,774.07	4,891.03	0.46			0.46					22,664.64		22,664.64	F32 Courthouse Security
F34 District Clerk Records Mgmt	8,791.19	511.81				0.00					9,303.00		9,303.00	F34 District Clerk Records Mgmt
F35 County & District Courts Technology	20,360.61	1,128.66				0.00					21,489.27		21,489.27	F35 County & District Courts Technology
F36 Occupancy Tax	608,412.96	250,973.59	166,085.68			166,085.68					693,300.87		693,300.87	F36 Occupancy Tax
F37 Pretrial Intervention	127,525.71	4,500.00				0.00					132,025.71		132,025.71	F37 Pretrial Intervention
F51 Justice Court Technology	121,167.37	2,209.88				0.00					123,377.25		123,377.25	F51 Justice Court Technology
F72 Airport Operating	952,259.99	95,625.97	443,453.24			475,564.82					573,320.14		573,320.14	F72 Airport Operating
F78 LOOSE - Sheriff	5,436.41	3,340.41				0.00					8,776.82		8,776.82	F78 LOOSE - Sheriff
F79 LOOSE - Constable 1	8,702.83	682.59				0.00					9,385.42		9,385.42	F79 LOOSE - Constable 1
F82 LOOSE - Constable 2	6,649.16	682.59				0.00					7,331.75		7,331.75	F82 LOOSE - Constable 2
F81 Tax Assessor-M V I	106.75					0.00					106.75		106.75	F81 Tax Assessor-M V I
F40 Sheriff Equitable Sharing	1,206.61	2.72				0.00					1,209.33		1,209.33	F40 Sheriff Equitable Sharing
Sub-Totals Special Revenue	2,198,365.63	430,835.93	638,625.39	0.00	36,317.99	672,943.38	0.00	0.00	0.00	0.00	1,956,268.08	0.00	1,956,268.08	Sub-Totals Special Revenue

GILLESPIE COUNTY, TEXAS
STATEMENT OF
Receipts, Disbursements, Electronic Funds Transfers, Payroll, Interfund Allocations, Adjustments, and Time Investments
of County Funds Managed by County Treasurer

Fiscal Year to Date as of Period Ended February 28, 2017

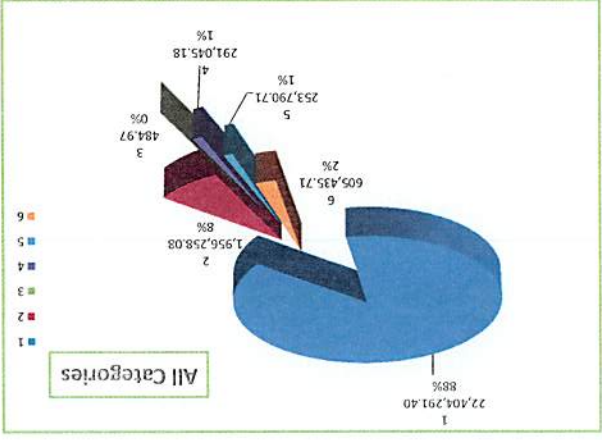
For Current Account Period	Cash Balance as of 09.30.2016	Receipts	Disbursements	Electronic Fund Transfers	Payroll	Total Disbursements	Interfund Allocations In	Interfund Allocations Out	FY2017 Adjustments	FY2016 YE Adjustments	Cash Balances as of 02.28.2017	Adjusted Cash Balance as of 02.28.2017	For Current Account Period
SPECIAL REVENUE .. GRANTS													
F11 Grants ... General - Energy Efficiency	0.00					0.00					0.00		F11 Grants ... General - Energy Efficiency
F11 Grants ... Law Enforcement. Emergency Services P25 Compliant Radio	0.00					0.00					0.00		F11 Grants ... Law Enforcement. Emergency Services P25 Compliant Radio
F54 PML .. Loan Star Grant	258.39					0.00					258.39		F54 PML .. Loan Star Grant
F54 PML .. PAC-HUG Grant	211.40					0.00					211.40		F54 PML .. PAC-HUG Grant
F71 Airport Capital Project Grant	15.18					0.00			0.00		15.18		F71 Airport Capital Project Grant
Sub-Totals Special Revenue .. Grants	484.97	0.00	0.00	0.00	0.00	0.00	0.00	0.00	0.00	0.00	484.97	0.00	Sub-Totals Special Revenue .. Grants
CERTIFICATES OF OBLIGATION BONDS and GENERAL OBLIGATION BONDS ... Project Operating Accounts													
F61 GOB Series 2013 ... Jail Project	290,019.50	1,025.68				0.00					291,045.18		F61 GOB Series 2013 ... Jail Project
Sub-Totals COB ... GOB Operating	290,019.50	1,025.68	0.00	0.00	0.00	0.00	0.00	0.00	0.00	0.00	291,045.18	0.00	Sub-Totals COB ... GOB Operating
CERTIFICATES OF OBLIGATION BONDS and GENERAL OBLIGATION BONDS ... Interest & Sinking Accounts													
F62 GOB Series 2013 ... Interest & Sinking	357,170.78	650,535.80		787,625.00		787,625.00					230,081.58		F62 GOB Series 2013 ... Interest & Sinking
F53 COB Series 2001 / GOB Refunding Series 2013 ... Interest & Sinking	60,224.16	131,542.47	750.00	167,307.50		168,057.50					23,709.13		F53 COB Series 2001 / GOB Refunding Series 2013 ... Interest & Sinking
Sub-Totals COB ... GOB I&S	427,394.94	782,078.27	750.00	954,932.50	0.00	955,682.50	0.00	0.00	0.00	0.00	253,790.71	0.00	Sub-Totals COB ... GOB I&S

STATEMENT OF GILLESPIE COUNTY, TEXAS of County Funds Managed by County Treasurer Receipts, Disbursements, Electronic Funds Transfers, Payroll, Interfund Allocations, Adjustments, and Time Investments

Fiscal Year to Date as of Period Ended February 28, 2017

Account Period as of 09.30.2016	Cash	Receipts	Disbursements	Electronic Fund Transfers	Payroll	Total Disbursements	Interfund Allocations In	Interfund Allocations Out	Adjustments FY2017	Adjustments FY2016	Balances as of 02.28.2017	Investments Time	Cash Balance as of 02.28.2017	Account Period For Current
---------------------------------------	------	----------	---------------	------------------------------	---------	------------------------	--------------------------------	---------------------------------	-----------------------	-----------------------	---------------------------------	---------------------	-------------------------------------	-------------------------------

TRUST and AGENCY														
F22 Criminal Justice	54,932.91	74,265.72	565.02	126,612.91		127,177.93					2,020.70		2,020.70	F22 Criminal Justice
F27 Waste Water	730.00	1,010.00	1,170.00			1,170.00					570.00		570.00	F27 Waste Water
F80 County Attorney Hot Check	7,577.51	9,084.11	11,465.70			11,465.70					5,195.92		5,195.92	F80 County Attorney Hot Check
F89 McDermott (PML)	110,471.53	250.16	0.00			0.00					110,721.69		110,721.69	F89 McDermott (PML)
F92 Breiten (PML)	201,971.34	447.17	6,004.74			6,004.74					196,413.77		196,413.77	F92 Breiten (PML)
F85 Justice Of Peace 1	35,430.40	93,897.53	74,186.63			74,186.63					55,141.30		55,141.30	F85 Justice Of Peace 1
F86 Justice Of Peace 2	15,777.64	70,444.37	61,890.45			61,890.45					24,331.56		24,331.56	F86 Justice Of Peace 2
F83 Appellate Judicial	1,156.16	650.36	1,361.16			1,361.16					445.36		445.36	F83 Appellate Judicial
F84 Alternative Dispute Resolution	1,857.31	1,765.00	2,847.31			2,847.31					775.00		775.00	F84 Alternative Dispute Resolution
F90 Unclaimed Monies	57,058.39	26.00	0.00			0.00					57,084.39		57,084.39	F90 Unclaimed Monies
F94 County Clerk Operating	54,774.79	204,715.44	166,224.04			166,224.04					93,266.19		93,266.19	F94 County Clerk Operating
F95 District Clerk Operating	48,925.35	82,534.82	71,990.34			71,990.34					59,469.83		59,469.83	F95 District Clerk Operating
Sub-Totals Trust and Agency														
	590,663.33	539,090.68	397,705.39	126,612.91	0.00	524,318.30			0.00	0.00	605,435.71		605,435.71	Sub-Totals Trust and Agency
ALL FUNDS														
	17,394,250.12	17,305,870.36	4,665,496.83	2,439,886.77	2,082,932.25	9,188,314.85	900,000.00	900,000.00	900,000.00	25,511,306.05	4,650,000.00	20,961,306.05	20,961,306.05	TOTALS ALL FUNDS



Cash Balances by Category
As of February 28, 2017

22,404,291.40	Maintenance & Operating
1,956,258.08	Special Revenue
484.97	Special Revenue ... Grants
291,045.18	Certificates of Obligation Bonds & General Obligation Bonds ... Project Operating
253,790.71	Certificates of Obligation Bonds & General Obligation Bonds ... Interest & Sinking
605,435.71	Trust and Agency
25,511,306.05	

FY2016-2017
GILLESPIE COUNTY, TEXAS
STATEMENT OF
Fund Cash/ Investment Balances of All County Funds Managed By County Treasurer

FUND DESCRIPTION ACTIVE FUNDS		FY2017	FY2016	FY2015	FY2014	FY2013	FY2012	FY2011	FY2010	FY2009	FY2008	FY2007	FY2006	FY2005
		As of 02.28.2017	As Of Fiscal Year Ending Date											
GENERAL and ROAD & BRIDGE Maintenance & Operating														
F10	General Fund													
	All Departments	19,517,445.94	12,334,694.04	10,425,972.66	9,427,791.73	7,929,967.87	6,382,410.44	7,099,577.50	8,058,141.42	9,262,263.41	8,857,295.99	7,871,493.01	6,391,051.39	4,764,571.70
Road & Bridge														
F15	County Wide	1,722,929.33	348,372.04	341,842.65	378,620.01	285,411.34	269,007.62	247,933.84	231,323.63	415,645.89	590,087.10	266,135.87	214,879.76	325,631.63
F16	Precinct No 1	220,245.91	299,702.39	268,572.55	241,992.22	241,285.37	245,176.66	314,264.01	419,950.01	310,192.73	159,578.97	288,106.85	214,159.86	146,948.45
F17	Precinct No 2	364,125.25	306,892.17	267,713.97	250,708.69	263,049.77	258,790.65	290,025.28	437,336.83	225,655.61	238,217.17	214,371.88	129,291.12	143,620.74
F18	Precinct No 3	311,976.79	298,810.08	268,676.90	143,588.42	266,091.82	255,513.57	302,798.14	356,974.50	189,553.20	94,153.02	261,697.98	131,482.78	89,710.29
F19	Precinct No 4	267,568.18	298,831.13	269,015.94	228,968.64	296,509.28	242,510.97	296,473.77	334,265.94	297,466.40	205,119.63	294,441.60	144,424.27	87,076.99
	Road & Bridge Sub-Totals	2,886,845.46	1,552,607.81	1,415,822.01	1,243,877.98	1,352,347.56	1,270,999.47	1,451,495.04	1,779,850.91	1,438,513.83	1,287,156.79	1,324,754.18	834,237.79	792,988.10
Sub-Totals														
General and Road & Bridge Maintenance & Operating		22,404,291.40	13,887,301.85	11,841,794.67	10,671,669.71	9,282,315.45	7,653,409.91	8,551,072.54	9,837,992.33	10,700,777.24	10,144,452.78	9,196,247.19	7,225,289.18	5,557,559.80

**FY2016-2017
GILLESPIE COUNTY, TEXAS
STATEMENT OF
Fund Cash/ Investment Balances of All County Funds Managed By County Treasurer**

FUND DESCRIPTION ACTIVE FUNDS	FY2017	FY2016	FY2015	FY2014	FY2013	FY2012	FY2011	FY2010	FY2009	FY2008	FY2007	FY2006	FY2005
----------------------------------	--------	--------	--------	--------	--------	--------	--------	--------	--------	--------	--------	--------	--------

As Of Fiscal Year Ending Date

SPECIAL REVENUE														
F20	Law Library	1,961.87	2,467.24	7,760.46	13,480.79	22,378.86	28,338.91	39,192.23	43,400.98	41,852.55	42,419.59	40,079.68	36,066.66	31,284.42
F21	Lateral Road Precinct Depts										31,328.62	18,897.94	0.00	12,377.05
	Precinct No 1	6,658.22	13,291.39	6,633.18	0.00	0.00	0.00	0.00	0.00	0.00				
	Precinct No 2	6,683.25	25.04	0.00	0.00	0.00	0.00	0.00	0.00	0.00				
	Precinct No 3	6,658.22	6,658.22	0.00	0.00	0.00	0.00	0.00	0.00	0.00				
	Precinct No 4	6,658.22	0.00	0.00	0.00	0.00	0.00	0.00	0.00	0.00				
F24	Probate Fund													
	Training	4,306.77	4,299.77	4,572.06	4,124.42	4,478.28	3,863.76	4,145.00	3,616.94	3,996.51	3,568.10	3,645.71	3,765.83	3,195.83
	Guardianship Program	29,108.70	28,228.70	25,200.92	22,216.48	19,143.76	15,277.64	12,092.87	8,595.01	5,109.40	2,328.98			
F25	Court Reporter Service	3,818.11	3,248.11	467.33	236.68	2,457.15	772.43	531.72	3,586.72	3,925.99	4,749.95	4,047.90	5,121.28	5,477.58
F28	County Records Mgt	71,686.85	69,004.06	91,506.18	83,503.81	75,768.96	68,085.54	60,798.05	85,746.02	83,499.27	78,601.53	67,393.03	58,717.22	51,017.76
F29	County Clerk Rcds Mgt	136,681.09	117,867.78	103,515.09	86,517.49	60,025.77	49,201.97	50,654.52	68,198.97	73,472.48	70,443.27	82,242.00	72,150.57	72,669.38
F30	Sheriff Forfeiture	46,294.80	41,956.71	37,627.93	15,712.92	15,899.44	11,441.71	7,858.55	9,611.45	9,686.21	7,929.49	7,672.56	7,249.58	5,649.05
F93	Sheriff Abandoned Vehicle	1,208.87	1,206.15	1,201.61	1,199.37	1,197.57	1,195.50	1,193.43	1,191.12	1,188.59				
F31	Justice Court Bldg Security	32,242.16	31,719.70	29,522.59	27,149.25	24,171.38	21,074.90	18,274.01	14,515.70	10,916.77	7,584.19	4,002.12	1,179.63	
F32	Courthouse Security	22,664.64	17,774.07	2,097.39	12,630.03	44,053.70	71,743.76	102,026.09	130,994.24	144,526.10	135,480.79	121,098.83	107,026.56	97,568.68
F34	Distist Clerk Records Mgmt	9,303.00	8,791.19	7,114.22	5,630.28	5,335.50	3,698.05	5,990.38	4,439.59	2,786.99	1,052.78	1,379.12	3,360.24	2,440.00
F35	County & District Courts Technology	21,489.27	20,360.61	16,756.67	13,523.64	11,667.87	8,337.60	5,132.39	1,816.93					
F36	Occupacy Tax	693,300.87	608,412.96	538,177.10	447,100.78	390,614.91	338,673.95	308,813.75	320,237.64	317,065.36	247,888.90	119,121.10	0.00	
F37	Pretrial Intervention	132,025.71	127,525.71	123,025.71	123,025.71	122,525.71	114,790.71	66,662.71	28,926.64	13,800.00	7,300.00			
F51	Justice Court Technology	123,377.25	121,167.37	112,119.89	102,554.58	90,599.26	78,070.58	74,024.21	58,891.29	45,290.75	33,688.80	21,166.16	9,714.42	4,805.84
F72	Airport Operating	573,320.14	952,258.99	1,037,772.61	598,769.47	573,788.08	89,165.48	23,728.30	11,341.82	73,880.94	31,324.65	16,738.96	39,251.50	24,529.76
F78	LEOSE-Sheriff	8,776.82	5,436.41	4,028.28	2,058.58	0.00	1,126.08	4,026.08	2,976.21	7,014.12	5,446.60	4,467.33	3,818.12	2,074.71
F79	LEOSE-Constable 1	9,385.42	8,702.83	8,038.15	7,379.00	6,728.73	6,728.73	6,748.73	6,086.06	5,498.36	4,837.67	4,167.79	3,560.06	2,890.67
F82	LEOSE-Constable 2	7,331.75	6,649.16	5,984.48	6,105.88	5,455.61	5,455.61	5,455.61	5,537.84	5,421.92	4,761.23	4,091.35	3,785.87	3,116.48
F81	Tax Assessor M V I	106.75	106.75	106.75	106.75	106.75	106.75	95.92	73.66	73.66	0.00	2,290.79	2,178.41	1,833.73
F40	Sheriff Equitable Sharing	1,209.33	1,206.61	1,202.07	1,200.17									
Sub-Totals Special Revenue		1,956,258.08	2,198,365.53	2,164,430.67	1,574,226.08	1,476,397.29	917,149.66	797,444.55	809,784.83	849,005.97	720,735.14	522,502.37	356,945.95	320,930.94

**FY2016-2017
GILLESPIE COUNTY, TEXAS
STATEMENT OF
Fund Cash/ Investment Balances of All County Funds Managed By County Treasurer**

FUND DESCRIPTION ACTIVE FUNDS	FY2017	FY2016	FY2015	FY2014	FY2013	FY2012	FY2011	FY2010	FY2009	FY2008	FY2007	FY2006	FY2005
----------------------------------	--------	--------	--------	--------	--------	--------	--------	--------	--------	--------	--------	--------	--------

As Of Fiscal Year Ending Date

SPECIAL REVENUE ... GRANTS													
F11	Grants ... General - Energy Efficiency	0.00	0.00	0.00	0.00	0.00	0.00	38.98					
F11	Grants ... Law Enforcement, Emergency Services P25 Compliant Radio	0.00	0.00	0.00	75,248.14	(78,346.14)	0.00						
F54	PML...Loan Star Grant	258.39	258.39	258.39	258.39	258.39	258.39	258.39	254.04	345.29	522.91	293.50	65.12
F54	PML...PAC-HUG Grant	211.40	211.40	211.40	211.40	211.40	211.40	211.40	211.40	211.06	209.40	6,634.72	6,307.45
F71	Airport Capital Project Grant	15.18	15.18	15.18	15.18	11,795.25							-
Sub-Totals		484.97	484.97	484.97	75,733.11	(66,081.10)	469.79	508.77	465.44	556.35	732.31	6,928.22	6,372.57
Special Revenue ... Grants													28.36

CERTIFICATES OF OBLIGATION BONDS and GENERAL OBLIGATION BONDS Operating Accounts													
F61	GOB Series 2013 ... Jail Project	291,045.18	290,019.50	491,873.19	5,249,856.00	13,952,401.46							
Sub-Totals		291,045.18	290,019.50	491,873.19	5,249,856.00	13,952,401.46	0.00	0.00	0.00	0.00	0.00	0.00	0.00
COB ... GOB Operating													0.00

CERTIFICATES OF OBLIGATION BONDS and GENERAL OBLIGATION BONDS Interest & Sinking Accounts													
F62	GOB Series 2013 ... Interest & Sinking	230,081.58	367,170.78	176,091.44	186,733.10	33,431.94							
F53	COB Series 2001 / GOB Refunding Series 2013 ... Interest & Sinking	23,709.13	60,224.16	22,393.57	30,914.07	37,851.74	30,199.42	28,061.84	2,624.28	8,069.04	82,110.37	95,558.09	31,073.48
Sub-Totals		253,790.71	427,394.94	198,485.01	217,647.17	71,283.68	30,199.42	28,061.84	2,624.28	8,069.04	82,110.37	95,558.09	31,073.48
COB ... GOB I&S													23,260.33

**FY2016-2017
GILLESPIE COUNTY, TEXAS
STATEMENT OF
Fund Cash/ Investment Balances of All County Funds Managed By County Treasurer**

FUND DESCRIPTION ACTIVE FUNDS	FY2017	FY2016	FY2015	FY2014	FY2013	FY2012	FY2011	FY2010	FY2009	FY2008	FY2007	FY2006	FY2005
----------------------------------	--------	--------	--------	--------	--------	--------	--------	--------	--------	--------	--------	--------	--------

As Of Fiscal Year Ending Date

TRUST and AGENCY														
F22	Criminal Justice	2,020.70	54,932.91	54,332.95	56,439.35	62,059.07	51,843.04	61,241.11	72,063.98	65,435.27	86,647.15	71,204.17	56,514.01	47,492.20
F27	Waste Water	570.00	730.00	650.00	610.00	500.00	660.00	450.00	630.00	590.00	910.00	300.00	2,500.00	1,090.00
F80	County Attorney Hot Check	5,195.92	7,577.51	11,784.05	11,142.69	17,676.23	21,388.16	14,191.24	6,555.71	23,288.36	13,177.74	8,791.79	9,641.14	9,240.53
F89	McDermott (PML)	110,721.69	110,471.53	138,721.86	144,339.67	145,002.86	144,748.09	155,460.28	157,606.59	157,267.26	155,991.94	150,937.08	143,185.65	138,423.71
F92	Breiten (PML)	196,413.77	201,971.34	207,231.35	213,777.98	232,518.32	242,104.78	263,175.02	295,903.52	295,266.14	292,871.78	283,381.35	374,330.42	416,034.73
F85	Justice Peace No 1	55,141.30	35,430.40	39,391.40	36,196.17	38,870.87	32,802.78	31,544.44	42,704.30	27,861.46	32,606.50	31,714.74	31,364.72	20,388.07
F86	Justice Peace No 2	24,331.56	15,777.64	16,066.07	25,655.83	23,579.31	23,495.92	25,400.31	30,650.37	26,998.27	29,161.96	34,657.77	22,634.54	22,782.46
F83	Appellate Judicial	445.36	1,156.16	777.34	703.81	1,315.45	1,354.03	1,180.92	1,181.94	1,075.75	1,547.53	1,154.53	1,161.47	819.50
F84	Alternative Dispute	775.00	1,857.31	2,195.50	720.00	1,796.86	1,493.98	2,087.71	1,840.22	1,664.85	1,697.66	2,052.55	2,024.68	6,530.00
F90	Unclaimed Monies	57,084.39	57,058.39	54,211.45	55,949.27	50,746.77	48,698.94	47,544.20	47,757.66	46,394.14	43,344.41	36,840.41	5,213.28	4,961.20
F94	County Clerk Operating	93,266.19	54,774.79	42,645.44	43,947.02	33,039.61	38,409.66	32,375.08	41,376.98					
F95	District Clerk Operating	59,469.83	48,925.35	71,669.36	86,979.66	41,113.16	41,651.53	48,532.38	47,975.16					
	Sub-Totals Trust & Agency	605,435.71	590,663.33	639,676.77	676,461.45	648,218.51	648,650.91	683,182.69	746,246.43	645,841.50	657,956.67	621,034.39	648,569.91	667,762.40

TOTALS ALL ACTIVE FUNDS	FY2017	FY2016	FY2015	FY2014	FY2013	FY2012	FY2011	FY2010	FY2009	FY2008	FY2007	FY2006	FY2005
	25,511,306.05	17,394,230.12	15,336,745.28	18,465,593.52	25,364,535.29	9,249,879.69	10,060,270.39	11,397,113.31	12,204,250.10	11,605,987.27	10,442,270.26	8,268,251.09	6,569,541.83

As Of Fiscal Year Ending Date

**FY2016-2017
GILLESPIE COUNTY, TEXAS
STATEMENT OF
Fund Cash/ Investment Balances of All County Funds Managed By County Treasurer**

FUND DESCRIPTION INACTIVE FUNDS	FY2017	FY2016	FY2015	FY2014	FY2013	FY2012	FY2011	FY2010	FY2009	FY2008	FY2007	FY2006	FY2005
------------------------------------	--------	--------	--------	--------	--------	--------	--------	--------	--------	--------	--------	--------	--------

As of 02.28.2017

As Of Fiscal Year Ending Date

INACTIVE FUNDS															
F99	Light Up The Block			0.00	3.48	3.48	3.48	3.48	3.48	73.05	90.54	47.76	0.00	0.00	
F87	Flora Eckert						0.00	0.00	2,633.35	4,511.42	6,484.28	6,274.17	5,951.99	5,682.06	
F49	Homeland Security (2)						0.00	0.00	0.00	0.00	0.00	0.00	0.00	0.00	
F50	Homeland Security						0.00	0.00	0.00	0.00	0.00	100.00	0.00	0.00	
F88	Krikorian						0.00	0.00	28,000.00	26,700.71	25,835.51	25,117.93	24,942.10	0.00	
F38	Intoxication/Drug Court						0.00	0.00	0.00	869.40					
F33	Graffiti Eradication						0.00	0.00	0.00	0.00	0.00	0.00	0.00	0.00	
F52	COB Series 2001						0.00	0.00	0.00	0.00	0.00	0.00	0.00	0.00	
F--	County Court Records Archive...								0.00	0.00	0.00	0.00	0.00	0.00	
F55	TIF Grant														
F56	1997 TCHCA-Fbg														
F74	Airport Economic														
F60	Post Office Certificates														
F26	Historical Commission														
F57	Harper-1996TCDP														
F58	Stonewall Grant #2														
F59	Stonewall Grant #1														
F91	DWI Educational														
F73	Airport Master														
F14	Internal Inventory														
TOTALS ALL INACTIVE FUNDS		0.00	0.00	0.00	0.00	0.00	0.00	0.00	0.00	2,633.35	32,511.42	34,054.39	32,109.68	31,169.92	30,624.16

TOTALS ALL FUNDS		25,511,306.05	17,394,230.12	15,336,745.28	18,465,593.52	25,364,535.29	9,249,879.69	10,060,270.39	11,399,746.66	12,236,761.52	11,640,041.66	10,474,379.94	8,299,421.01	6,600,165.99
		FY2017	FY2016	FY2015	FY2014	FY2013	FY2012	FY2011	FY2010	FY2009	FY2008	FY2007	FY2006	FY2005
		As of 02.28.2017												As Of Fiscal Year Ending Date

GILLESPIE COUNTY, TEXAS
STATEMENT OF
Maintenance & Operating Accounts

	FY2017 as of 02-28-2017	FY2016	FY2015	FY2014	FY2013	FY2012	FY2011	FY2010	FY2009	FY2008	FY2007	FY2006	FY2005	FY2004
	As Of Fiscal Year Ending Date													
	Revenues Inclusive Interfund Allocations													
GENERAL and ROAD & BRIDGE Maintenance & Operating														
General M&O														
F10 General Fund	13,189,845.11	15,277,118.38	14,328,862.53	12,755,375.08	12,660,309.58	10,657,906.95	10,270,640.00	10,012,774.28	10,028,550.21	9,924,012.18	9,490,558.36	8,835,351.86	7,552,137.53	6,694,818.95
General Fund Over/(Under) Prior Period	(2,087,273.27)	948,255.85	1,573,487.45	95,065.50	2,002,402.63	387,266.95	257,865.72	(15,775.93)	104,538.03	433,453.82	655,206.50	1,283,214.33	857,318.58	
General Fund Cumulative Change for Periods Shown	6,495,026.16	8,582,299.43	7,634,043.58	6,060,556.13	5,965,490.63	3,963,088.00	3,575,821.05	3,317,955.33	3,333,731.26	3,229,193.23	2,795,739.41	2,140,532.91	857,318.58	
Road & Bridge M&O														
F15 County Wide	2,350,424.57	2,689,183.71	2,505,423.71	2,340,392.13	2,406,186.26	2,332,889.79	2,238,480.99	2,655,743.60	2,455,013.90	2,407,977.22	1,729,457.34	1,503,999.95	1,460,739.18	1,803,469.90
F16 Precinct No 1	211,178.74	672,953.29	553,250.36	562,311.15	535,823.96	495,287.80	435,659.70	744,672.18	777,666.49	466,454.42	389,503.85	464,726.41	353,441.58	353,007.70
F17 Precinct No 2	211,953.50	559,516.98	501,916.42	470,090.32	458,483.76	393,971.07	360,599.55	696,129.62	488,100.77	437,920.95	414,722.93	340,778.11	382,243.78	249,193.16
F18 Precinct No 3	246,841.12	573,953.02	835,249.40	653,606.04	774,237.93	893,200.46	815,249.25	827,083.23	773,976.99	580,570.58	415,906.20	451,128.21	381,907.46	446,687.99
F19 Precinct No 4	242,586.76	586,899.98	518,659.61	444,169.11	503,497.57	395,510.13	490,546.26	554,193.35	558,733.58	486,036.38	388,009.34	303,825.82	350,971.44	248,722.06
Sub-Total R&B	3,262,994.69	5,082,506.98	4,914,639.50	4,470,568.75	4,678,229.48	4,510,659.25	4,340,536.75	5,477,821.98	5,053,491.73	4,378,959.55	3,337,601.66	3,054,458.50	2,529,303.44	3,111,080.81
Road & Bridge Over/(Under) Prior Period	(1,819,512.29)	168,007.48	443,930.75	(207,660.73)	167,570.23	170,123.50	(1,137,286.23)	424,330.25	674,532.18	1,041,357.89	273,143.16	135,155.06	(181,777.37)	
Road & Bridge Cumulative Change for Periods Shown	151,913.88	1,971,426.17	1,803,418.69	1,359,487.94	1,567,148.67	1,399,576.44	1,229,454.94	2,366,741.17	1,942,410.92	1,267,878.74	226,520.85	(46,622.31)	(181,777.37)	
Overall Totals General / Road & Bridge M&O	16,452,839.80	20,359,625.36	19,243,362.03	17,225,943.83	17,338,539.06	15,168,566.20	14,611,175.75	15,490,596.26	15,082,041.94	14,302,971.73	12,828,160.02	11,899,810.36	10,481,440.97	9,805,899.76
Overall/ Over/(Under) Prior Period	(3,905,785.56)	1,116,263.33	2,017,418.20	(112,595.23)	2,169,972.86	557,390.45	(879,420.51)	408,554.32	779,070.21	1,474,811.71	928,349.66	1,418,369.39	675,541.21	
Overall Cumulative Change for Periods Shown	6,646,940.04	10,553,725.50	9,437,462.27	7,420,044.07	7,532,639.30	5,362,666.44	4,805,275.99	5,684,696.50	5,275,142.18	4,497,071.97	3,022,260.26	2,093,910.60	675,541.21	

GILLESPIE COUNTY, TEXAS
STATEMENT OF
Maintenance & Operating Accounts

	FY2016 as of 02.28.2017	FY2016	FY2015	FY2014	FY2013	FY2012	FY2011	FY2010	FY2009	FY2008	FY2007	FY2006	FY2005	FY2004
										As Of Fiscal Year Ending Date				
GENERAL and ROAD & BRIDGE Maintenance & Operating														
General M&O														
F10 General Fund	6,007,093.21	13,368,397.00	13,330,681.60	11,257,551.22	11,112,752.15	11,375,074.01	11,229,203.92	11,216,896.27	9,623,582.79	8,938,209.20	8,010,116.74	7,208,872.17	7,187,414.03	6,314,580.06
General Fund Over/(Under) Prior Period	(7,361,303.79)	37,715.40	2,073,130.38	144,799.07	(262,321.86)	145,870.09	12,307.65	1,593,313.48	685,373.59	928,092.46	801,244.57	21,458.14	872,833.97	
General Fund Cumulative Change for Periods Shown	(307,486.85)	7,053,816.94	7,016,101.54	4,942,971.16	4,798,172.09	5,060,493.95	4,914,623.86	4,902,316.21	3,309,002.73	2,623,629.14	1,695,536.68	894,292.11	872,833.97	
Road & Bridge M&O														
F15 County Wide	975,867.28	2,682,654.32	2,542,201.07	2,247,183.46	2,389,782.54	2,311,616.01	2,221,870.78	2,840,065.86	2,629,455.11	2,084,025.99	1,678,201.23	1,614,751.82	1,644,613.21	1,435,802.68
F16 Precinct No 1	290,635.22	641,823.45	526,670.03	561,604.30	539,715.25	584,375.15	541,345.70	634,914.90	627,062.73	594,982.30	315,555.86	397,515.00	365,672.92	340,012.45
F17 Precinct No 2	154,730.42	520,338.78	484,911.14	482,431.40	454,224.64	425,205.70	507,911.10	484,448.40	500,662.33	414,075.66	329,642.17	355,107.73	325,595.47	313,286.90
F18 Precinct No 3	233,674.41	543,819.84	710,160.92	776,109.44	763,659.68	940,485.03	869,425.61	659,661.93	678,577.71	748,114.64	285,693.00	409,355.72	362,931.51	504,242.39
F19 Precinct No 4	273,849.71	557,094.79	478,612.31	511,709.75	449,499.26	449,472.93	528,338.43	517,393.81	466,386.81	575,358.35	237,992.01	246,478.54	297,748.19	288,140.85
Sub-Total R&B	1,928,757.04	4,945,721.18	4,742,556.47	4,579,038.35	4,596,881.37	4,691,154.82	4,668,891.62	5,136,484.90	4,902,134.69	4,416,556.94	2,847,085.27	3,023,208.81	2,995,562.30	2,892,485.27
Road & Bridge Over/(Under) Prior Period	(3,016,964.14)	203,165.71	163,517.12	(17,843.02)	(84,273.45)	22,263.20	(467,593.28)	234,350.21	485,577.75	1,569,471.67	(176,123.54)	26,646.51	104,077.03	
Road & Bridge Cumulative Change for Periods Shown	(963,728.23)	2,053,235.81	1,850,070.20	1,886,553.08	1,704,396.10	1,798,669.55	1,776,406.35	2,243,999.63	2,009,649.42	1,524,071.67	(45,400.00)	130,723.54	104,077.03	
Overall Totals General / Road & Bridge M&O	7,935,850.25	18,314,118.18	18,073,237.07	15,836,589.57	15,709,633.52	16,066,228.83	15,899,095.54	16,353,381.17	14,525,717.48	13,364,766.14	10,857,202.01	10,232,080.98	10,183,976.33	9,207,065.33
Overall Over/(Under) Prior Period	(10,378,267.93)	240,881.11	2,236,647.50	126,956.05	(356,595.31)	168,133.29	(455,285.63)	1,827,663.69	1,170,951.34	2,497,664.13	625,121.03	48,104.65	976,911.00	
Overall Cumulative Change for Periods Shown	(1,271,215.08)	9,107,052.85	8,866,171.74	6,629,524.24	6,502,568.19	6,859,163.50	6,691,030.21	7,146,315.84	5,318,652.15	4,147,700.81	1,650,136.68	1,025,015.65	976,911.00	

Includes FY2014 year end adjustment of \$75,248.14 from F11 Grants, Law Enforcement

GILLESPIE COUNTY, TEXAS
STATEMENT OF
Maintenance & Operating Accounts

	FY2017 as of 02-28-2017	FY2016	FY2015	FY2014	FY2013	FY2012	FY2011	FY2010	FY2009	FY2008	FY2007	FY2006	FY2005	FY2004
As Of Fiscal Year Ending Date														
GENERAL and ROAD & BRIDGE Maintenance & Operating														
General M&O														
F10 General Fund	7,182,751.90	1,908,721.38	998,180.83	1,497,823.86	1,547,557.43	(717,167.06)	(958,563.92)	(1,204,121.99)	404,957.42	985,802.98	1,480,441.62	1,626,479.69	364,723.50	380,238.89
General Fund Over(Under) Prior Period	5,274,030.52	910,540.45	(499,642.93)	(49,733.57)	2,264,724.49	241,396.86	245,559.07	(1,609,089.41)	(590,835.56)	(494,638.64)	(146,038.07)	1,261,756.19	(15,515.39)	
General Fund Cumulative Change for Periods Shown	6,802,513.01	1,528,482.49	617,942.04	1,117,584.97	1,167,318.54	(1,097,405.95)	(1,338,602.81)	(1,584,360.88)	24,728.53	605,564.09	1,100,202.73	1,246,240.80	(15,515.39)	
	Net Change for Periods Shown Revenues Less Expenditures Inclusive Interfund Allocations and Adjustments													
Road & Bridge M&O														
F15 County Wide	1,374,557.29	6,529.39	(36,777.36)	93,208.67	16,403.72	21,073.78	16,610.21	(184,322.26)	(174,441.21)	323,951.23	51,256.11	(110,751.87)	(183,874.03)	366,667.22
F16 Precinct No 1	(79,456.48)	31,129.84	26,580.33	706.85	(3,891.29)	(69,087.35)	(105,686.00)	109,757.28	150,613.76	(128,527.88)	73,946.99	67,211.41	(12,231.34)	22,995.25
F17 Precinct No 2	57,233.08	39,178.20	17,005.28	(12,341.08)	4,259.12	(31,234.63)	(147,311.55)	211,681.22	(12,561.56)	23,845.29	85,080.76	(14,329.62)	56,647.31	(64,093.74)
F18 Precinct No 3	13,166.71	30,133.18	125,088.48	(122,503.40)	10,578.25	(47,284.57)	(54,176.36)	167,421.30	95,399.28	(167,544.06)	130,215.20	41,772.49	18,975.95	(57,554.40)
F19 Precinct No 4	(31,262.95)	29,815.19	40,047.30	(67,540.64)	53,998.31	(53,962.80)	(37,792.17)	36,799.54	92,346.77	(89,321.97)	150,017.33	57,347.28	53,223.25	(49,418.79)
Sub-Total R&B	1,334,237.65	136,765.80	171,944.03	(108,469.60)	81,348.11	(180,466.57)	(328,355.87)	341,337.08	151,357.04	(37,597.39)	490,516.39	41,249.69	(67,268.86)	218,595.54
Road & Bridge Over(Under) Prior Period	1,197,451.85	(35,156.23)	280,413.63	(169,817.71)	261,843.68	147,860.30	(639,692.95)	169,980.04	188,954.43	(520,113.78)	449,266.70	106,508.55	(285,854.40)	
Road & Bridge Cumulative Change for Periods Shown	1,115,642.11	(81,809.74)	(46,651.51)	(327,065.14)	(137,247.43)	(399,091.11)	(546,951.41)	122,741.54	(67,238.50)	(256,192.93)	271,920.85	(177,345.85)	(285,854.40)	
Overall Totals General / Road & Bridge M&O	8,516,989.55	2,045,507.18	1,170,124.96	1,389,354.26	1,628,905.54	(897,662.63)	(1,286,919.79)	(862,784.91)	556,324.46	948,205.59	1,970,958.01	1,667,729.38	297,464.64	598,834.43
Overall Over(Under) Prior Period	6,471,482.37	875,382.22	(219,229.30)	(239,551.28)	2,526,568.17	389,257.16	(424,134.88)	(1,419,105.37)	(391,891.13)	(1,022,752.42)	303,228.63	1,370,264.74	(301,369.79)	
Overall Cumulative Change for Periods Shown	7,918,155.12	1,446,672.75	571,290.53	790,519.83	1,030,071.11	(1,496,497.06)	(1,865,754.22)	(1,461,619.34)	(42,509.97)	349,371.16	1,372,123.58	1,068,894.95	(301,369.79)	

GILLESPIE COUNTY, TEXAS
STATEMENT OF
Maintenance & Operating Accounts

		FY2017 as of 02.28.2017	FY2016	FY2015	FY2014	FY2013	FY2012	FY2011	FY2010	FY2009	FY2008	FY2007	FY2006	FY2005	FY2004
		As Of Fiscal Year Ending Date													
GENERAL and ROAD & BRIDGE Maintenance & Operating		Cash Balances													
General M&O															
F10	General Fund	19,517,445.94	12,334,694.04	10,425,972.66	9,427,791.73	7,929,967.87	6,382,410.44	7,099,577.50	8,058,141.42	9,262,263.41	8,857,295.99	7,871,493.01	6,391,051.39	4,764,571.70	4,399,848.20
General Fund Over/(Under) Prior Period		7,182,751.90	1,908,721.38	998,180.93	1,497,823.86	1,547,557.43	(717,167.06)	(958,563.92)	(1,204,121.99)	404,967.42	985,802.98	1,480,441.62	1,626,479.69	364,723.50	
General Fund Cumulative Change for Periods Shown		15,117,597.74	7,934,845.84	6,026,124.46	5,027,943.53	3,530,119.67	1,982,562.24	2,699,729.30	3,658,293.22	4,862,415.21	4,457,447.79	3,471,644.81	1,991,203.19	364,723.50	
Road & Bridge M&O															
F15	County Wide	1,722,929.33	348,372.04	341,842.65	378,620.01	285,411.34	269,007.62	247,933.84	231,323.63	415,645.89	590,087.10	266,135.87	214,879.76	325,631.63	509,505.66
F16	Precinct No 1	220,245.91	299,702.39	268,572.55	241,992.22	241,285.37	245,176.66	314,264.01	419,950.01	310,192.73	159,578.97	288,106.85	214,159.86	146,948.45	159,179.79
F17	Precinct No 2	364,125.25	306,892.17	267,713.97	250,708.69	263,049.77	258,790.65	290,025.28	437,336.83	225,655.61	238,217.17	214,371.88	129,291.12	143,620.74	86,973.43
F18	Precinct No 3	311,976.79	298,810.08	268,676.90	143,588.42	266,091.82	255,513.57	302,798.14	356,974.50	189,553.20	94,153.92	261,697.98	131,482.78	89,710.29	70,734.34
F19	Precinct No 4	<u>267,568.18</u>	<u>298,831.13</u>	<u>269,015.94</u>	<u>228,968.64</u>	<u>296,509.28</u>	<u>242,510.97</u>	<u>296,473.77</u>	<u>334,265.94</u>	<u>297,466.40</u>	<u>205,119.63</u>	<u>294,441.60</u>	<u>144,424.27</u>	<u>87,076.99</u>	<u>33,853.74</u>
Sub-Total R&B		2,886,845.46	1,552,607.81	1,415,822.01	1,243,877.98	1,352,347.58	1,270,999.47	1,451,495.04	1,779,850.91	1,438,513.83	1,287,156.79	1,324,754.18	834,237.79	792,988.10	860,246.96
Road & Bridge Over/(Under) Prior Period		1,334,237.65	136,785.80	171,944.03	(108,469.60)	81,348.11	(180,495.57)	(328,355.87)	341,337.08	151,357.04	(37,597.39)	490,516.39	41,249.69	(67,258.86)	
Road & Bridge Cumulative Change for Periods Shown		2,026,598.50	692,360.85	555,575.05	383,631.02	492,100.62	410,752.51	591,248.08	919,603.95	578,266.87	426,909.83	464,507.22	(26,009.17)	(67,258.86)	
Overall Totals General / Road & Bridge M&O		22,404,291.40	13,887,301.85	11,841,794.67	10,671,669.71	9,282,315.45	7,653,409.91	8,551,072.54	9,837,992.33	10,700,777.24	10,144,452.78	9,196,247.19	7,225,289.18	5,557,559.80	5,260,095.16
Overall Over/(Under) Prior Period		8,516,989.55	2,045,507.18	1,170,124.96	1,389,354.26	1,628,905.54	(897,662.63)	(1,286,919.79)	(862,784.91)	556,324.46	948,205.59	1,970,958.01	1,667,729.38	297,464.64	
Overall Cumulative Change for Periods Shown		17,144,196.24	8,627,206.69	6,581,699.51	5,411,574.55	4,022,220.29	2,393,314.75	3,290,977.38	4,577,897.17	5,440,682.08	4,884,357.62	3,936,152.03	1,965,194.02	297,464.64	

GILLESPIE COUNTY, TEXAS
STATEMENT OF
Fund Cash/Investment Balances of County Funds
Managed by County Treasurer

Reporting Period for Maintenance & Operating, COB/GOB Operating & I&S, Special Revenue, Special Revenue..Grants, Trust and Agency	FY2017	FY2016	FY2015	FY2014	FY2013	FY2012	FY2011	FY2010	FY2009	FY2008	FY2007	FY2006	FY2005	FY2004	FY2003	FY2002
October	16,272,543.01	14,616,600.12	17,978,164.94	25,230,555.83	8,816,582.93	9,537,288.92	10,782,786.00	11,614,108.61	10,952,885.50	9,958,440.67	7,952,494.30	6,412,176.43	5,710,864.59	5,339,657.00	5,562,776.43	5,033,726.92
November	16,757,237.98	14,967,969.47	17,265,750.38	24,953,535.22	8,890,316.88	9,228,798.73	10,570,060.92	11,537,538.96	10,498,889.31	10,152,409.10	8,025,261.13	6,492,254.19	5,815,771.82	5,220,602.83	5,513,508.58	4,915,333.89
December	18,910,143.59	17,966,511.65	18,099,680.09	26,637,026.05	11,373,696.92	10,169,466.12	11,532,479.69	12,910,952.83	11,682,933.59	10,684,794.29	8,972,555.93	7,597,535.16	6,569,101.79	5,773,095.57	6,725,293.46	5,464,922.96
January	23,410,597.59	21,039,628.80	21,177,485.65	28,516,107.73	13,685,971.08	13,393,446.13	14,318,444.26	15,498,047.87	14,366,261.90	13,481,253.20	11,165,036.24	9,488,659.54	8,523,475.25	7,456,134.19	7,390,382.57	6,921,671.85
February	25,511,306.05	22,828,117.19	22,683,610.22	29,162,422.51	14,892,438.88	14,337,413.69	15,203,602.68	15,956,038.21	15,735,998.80	14,555,820.37	12,335,852.17	10,433,012.87	9,341,225.17	8,739,837.04	8,067,857.08	7,169,069.03
March		22,133,022.22	21,915,869.23	28,011,622.33	14,353,262.89	13,961,224.66	14,605,425.43	15,787,975.99	15,568,191.69	14,421,603.69	12,279,235.33	10,316,847.09	9,342,261.49	8,166,505.99	7,877,519.02	6,846,516.10
April		21,311,930.04	19,863,672.60	26,965,965.28	14,036,410.76	13,204,240.38	14,182,107.24	14,911,731.87	15,332,630.30	14,171,385.04	12,168,084.51	10,225,221.29	9,153,636.99	7,706,537.20	7,632,860.74	6,879,522.09
May		20,969,598.11	19,534,757.94	25,202,625.86	13,381,534.31	12,853,474.81	13,180,018.23	14,443,624.89	14,826,308.29	13,675,832.00	11,856,634.81	10,019,168.98	9,181,379.67	7,645,857.66	7,396,585.22	6,758,604.54
June		20,190,779.78	18,530,454.23	23,610,769.72	27,806,922.21	11,927,636.15	12,450,284.14	13,593,948.59	14,202,648.08	13,175,542.95	11,508,032.29	9,433,093.74	8,832,285.06	7,186,622.71	7,107,557.40	6,426,986.33
July		19,259,464.27	17,462,407.18	21,673,344.14	26,973,808.70	11,234,719.43	11,652,419.87	13,105,834.49	13,620,954.46	12,336,729.42	11,412,064.22	9,030,022.51	8,376,255.12	6,807,050.38	6,620,898.14	6,217,837.20
August		18,177,957.02	16,349,354.15	19,928,413.83	25,790,313.41	10,192,069.49	11,033,361.48	12,483,092.82	12,578,266.55	11,932,892.72	10,883,176.64	8,667,571.59	7,898,769.17	6,509,004.74	5,964,701.17	5,922,921.90
September		17,394,230.12	15,336,745.28	18,465,597.00	25,364,538.77	9,249,883.17	10,060,273.87	11,399,750.14	12,236,834.57	11,640,132.20	10,474,427.70	8,299,421.01	6,600,165.99	5,886,940.47	5,731,396.90	5,654,746.62
					GOB Series 2013, Jail Construction Project, bond funding accounted for sudden increase in balance - LL											
FY Monthly Average	20,172,365.64	19,237,984.07	18,849,829.32	24,863,165.46	17,113,816.48	11,607,473.47	12,464,271.98	13,602,720.44	13,466,899.42	12,515,569.64	10,752,737.86	8,867,915.28	7,945,432.68	6,869,820.48	6,799,277.23	6,184,321.62
Current Reported Month and Fiscal Year To Date																
Over / (Under)																
Same Month Prior Year	2,683,188.86															
Prior Fiscal Year End	8,117,075.93	2,057,484.84	(3,128,851.72)	(6,898,941.77)	16,114,655.60	(810,390.70)	(1,339,476.27)	(837,084.43)	596,702.37	1,165,704.50	2,175,006.69	1,699,255.02	713,225.52	155,543.57	76,650.28	1,570,570.21

GILLESPIE COUNTY, TEXAS
STATEMENT OF
Fund Cash/Investment Balances of County Funds
Managed by County Treasurer

	FY2001	FY2000	FY1999	FY1998	FY1997	FY1996	FY1995	FY1994	FY1993	FY1992	FY1991	FY1990	FY1989	FY1988	FY1987	FY1986	FY1985	Monthly Average All Years	Reporting Period for Maintenance & Operating, COB/GOB Operating & S&S, Special Revenue, Grants, Trust and Agency	
	4,347,101.24	4,135,349.94	2,869,048.51	2,322,043.99	1,853,442.32	1,554,442.37	1,958,633.68	1,677,982.97	1,738,021.70	1,766,907.01	1,656,979.55	1,479,994.82	1,489,873.32	773,740.58	785,063.51	551,992.07	792,093.37	6,167,798.85	October	
	4,073,098.62	3,944,234.24	2,806,697.13	2,287,658.80	1,738,403.49	1,588,939.20	2,054,278.71	1,872,272.98	1,664,976.42	1,867,311.17	1,738,597.34	1,603,024.84	1,422,802.33	793,137.76	666,242.80	494,761.58	673,030.66	6,122,563.86	November	
	4,653,826.12	4,286,123.56	3,487,275.42	2,370,460.19	2,015,412.36	1,553,702.23	2,102,455.14	2,004,156.61	1,927,643.72	2,030,056.57	2,071,100.64	1,749,440.24	1,522,220.64	794,004.97	639,401.65	515,356.76	592,516.53	6,825,526.15	December	
	5,917,964.54	5,211,901.34	4,747,606.42	3,294,281.32	2,843,260.54	2,472,762.49	2,546,555.68	2,422,956.29	2,234,617.11	2,447,087.69	2,241,349.45	2,187,618.39	1,886,694.05	1,176,726.03	895,393.31	987,264.23	911,641.21	8,310,829.81	January	
	6,421,281.43	5,911,397.71	5,322,878.29	3,993,869.93	3,407,056.87	2,960,651.56	2,950,114.57	2,786,604.82	2,577,390.38	2,873,513.36	2,643,751.97	2,515,707.05	2,279,250.31	1,697,770.08	1,530,430.47	1,707,926.04	1,288,936.59	9,085,824.93	February	
	6,255,513.63	5,804,576.79	5,276,473.40	3,857,713.74	3,383,796.71	2,916,434.18	2,701,020.25	2,817,055.25	2,446,335.40	2,811,958.62	2,589,532.80	2,424,636.02	2,300,423.71	1,879,466.93	1,572,385.72	1,654,964.77	1,261,996.19	8,360,980.23	March	
	6,165,584.41	5,611,303.40	5,147,026.03	3,856,248.40	3,370,510.51	2,844,956.24	2,603,667.16	2,814,731.50	2,446,965.20	2,840,044.26	2,647,946.48	2,445,382.46	2,354,485.13	1,894,438.19	1,647,314.57	1,771,308.72	1,360,124.93	8,111,405.11	April	
	5,872,305.69	5,597,496.54	5,145,729.29	3,729,564.69	3,275,787.89	2,651,158.09	2,420,785.62	2,795,039.54	2,614,500.86	2,664,830.17	2,595,966.23	2,402,307.66	2,282,817.61	1,897,795.66	1,472,593.18	1,691,409.95	1,210,356.42	7,951,452.17	May	
	5,359,789.82	5,223,130.33	4,946,201.26	3,551,314.01	2,947,283.92	2,535,222.99	2,094,641.96	2,565,655.11	2,371,091.71	2,474,786.80	2,436,392.72	2,319,795.07	2,217,991.41	1,815,698.58	1,439,655.16	1,651,635.17	1,129,347.73	7,908,716.92	June	
	4,751,943.98	5,019,100.05	4,695,468.93	3,445,413.11	2,962,321.73	2,375,375.37	2,030,459.33	2,324,665.35	2,069,480.66	2,166,748.69	2,373,369.73	2,247,875.53	2,067,556.08	1,770,363.23	1,314,952.63	1,548,746.47	998,709.28	7,498,855.30	July	
	4,309,221.60	4,875,181.07	4,398,722.39	3,369,965.56	2,765,747.61	2,218,481.28	1,819,617.83	2,263,605.13	2,029,973.96	2,076,951.54	2,159,156.49	1,995,691.66	1,950,450.56	1,733,930.99	1,481,205.11	1,466,150.68	824,648.71	7,050,831.49	August	
	4,094,176.41	4,575,232.89	4,364,084.37	3,208,449.92	2,590,681.06	2,066,133.77	1,584,937.70	2,069,733.13	1,872,419.96	1,917,213.24	2,014,947.50	1,765,243.49	1,643,269.78	1,541,576.26	770,951.77	839,823.87	671,522.07	6,607,452.84	September	
	5,170,199.70	5,016,916.49	4,430,764.29	3,273,083.61	2,767,987.83	2,314,188.31	2,239,759.74	2,369,613.97	2,167,531.76	2,327,045.76	2,264,009.24	2,094,893.19	1,951,464.58	1,479,879.11	1,159,546.41	1,240,115.03	972,077.01			
	(491,056.48)	181,138.52	1,185,644.45	617,768.86	492,547.29	513,196.07	(484,795.43)	197,313.18	(44,793.29)	(97,734.26)	248,704.01	122,973.71	101,693.52	770,624.49	(68,872.10)	168,301.80				

NOTE: Rollback election held
April 05, 1986 - rollback passed

GILLESPIE COUNTY, TEXAS
COUNTY SALES TAX ALLOCATION SUMMARY

March 1988 through FY2017

Period Tax Allocation Received	FY1988	FY1989	FY1990	FY1991	FY1992	FY1993	FY1994	FY1995	FY1996	FY1997	FY1998	FY1999	FY2000	FY2001	FY2002	FY2003	FY2004	FY2005
October	22,814.86	26,591.55	33,533.95	36,092.75	41,601.10	49,891.81	62,743.15	58,460.59	52,030.59	54,937.05	66,865.34	65,241.86	76,743.16	81,976.80	77,476.63	82,691.54		
November	43,215.05	44,231.67	43,279.63	50,014.92	55,891.19	64,445.89	64,104.87	61,441.85	62,637.05	66,939.70	74,731.00	69,172.12	86,097.63	87,008.90	94,471.11	103,544.31		
December	24,372.61	27,072.59	27,183.79	32,655.97	49,151.47	46,769.87	46,349.36	49,676.22	60,611.03	69,953.07	70,326.26	85,955.47	70,160.00	82,897.48	77,762.13	84,302.14	87,745.88	
January	23,143.13	28,570.51	34,895.95	33,040.99	47,672.78	61,026.80	58,115.99	55,693.53	56,392.42	60,499.63	58,712.49	79,145.12	77,320.63	85,504.02	80,660.57	92,483.12		
February	55,059.79	55,601.10	59,692.45	64,014.69	85,290.84	66,415.50	79,870.42	75,116.79	82,205.56	94,754.60	105,116.50	93,795.36	104,869.40	112,735.46	104,067.24	115,871.28	121,222.10	
March	10,048.12	19,376.35	22,842.31	27,765.50	30,546.86	42,841.80	37,823.20	44,989.12	55,894.23	49,941.44	54,150.75	58,307.91	72,738.72	61,652.97	77,471.73	65,204.25	71,784.27	85,739.80
April	13,769.26	16,223.31	22,431.61	26,597.86	52,007.16	42,460.30	66,099.85	45,898.42	59,129.00	45,439.42	53,815.01	59,649.70	66,064.12	69,317.65	72,339.32	62,331.14	70,741.63	65,184.79
May	37,630.57	41,151.11	44,480.67	46,655.96	31,203.05	66,316.77	57,489.64	64,876.89	62,424.84	71,468.21	91,409.71	96,441.51	93,043.82	94,505.94	93,443.25	102,949.10	112,599.80	
June	24,330.57	24,076.76	27,050.33	31,503.60	41,813.33	49,005.58	44,647.30	46,586.21	58,746.89	61,097.08	72,276.15	70,155.54	79,441.16	92,403.56	87,704.45	89,320.15	105,312.44	
July	20,130.41	24,953.23	27,859.52	34,719.01	43,927.13	49,464.53	48,368.42	50,605.65	54,992.82	57,092.55	64,008.17	59,958.51	76,576.31	87,695.36	86,277.62	82,841.66	94,818.62	
August	46,176.12	46,397.69	50,886.17	50,885.66	58,425.43	73,116.76	67,597.13	66,899.81	69,546.35	72,612.17	84,453.80	98,754.29	118,409.57	90,605.06	95,008.10	113,562.54	120,028.46	
September	24,924.05	28,456.24	28,987.84	33,805.34	56,740.88	52,232.41	46,155.60	61,535.89	71,272.01	70,867.09	72,854.10	69,870.60	74,040.54	81,351.52	82,708.52	84,660.29	88,592.39	100,874.13
Total Per Year	177,209.11	371,009.14	406,705.37	447,587.61	531,786.15	654,863.55	670,001.81	714,339.98	713,466.19	742,999.64	814,374.71	870,123.89	947,268.24	986,071.14	1,045,200.40	1,000,093.44	1,072,404.53	1,172,245.33
Total All Years	177,209.11	548,278.25	654,983.62	1,402,571.43	1,934,356.59	2,589,223.13	3,266,824.94	3,983,101.82	4,096,028.11	5,439,627.75	6,254,002.46	7,124,126.32	8,071,394.59	9,067,465.70	10,112,666.16	11,116,759.60	12,191,164.13	13,363,409.46
\$ Inc / Dec Over Prior Year	163,890.03	35,636.23	40,882.44	84,200.34	123,076.40	24,739.26	34,735.17	(870.79)	29,533.45	71,375.07	55,749.15	77,144.38	48,802.90	49,129.32	(39,107.02)	66,311.09	99,840.80	
% Inc / Dec Over Prior Year	109.40%	9.60%	10.05%	18.61%	23.14%	3.76%	5.11%	-0.12%	4.14%	9.61%	6.65%	8.87%	5.15%	4.93%	-3.74%	6.59%	9.31%	
Calendar Year Allocations	CY1987	CY1988	CY1989	CY1990	CY1991	CY1992	CY1993	CY1994	CY1995	CY1996	CY1997	CY1998	CY1999	CY2000	CY2001	CY2002	CY2003	CY2004
0.00	267,411.64	378,752.42	412,820.54	463,560.47	558,648.27	659,137.56	711,691.42	690,744.53	719,148.96	750,582.57	827,513.03	894,484.16	950,041.96	1,020,031.58	1,044,865.04	1,015,577.33	1,090,124.38	
\$ Inc / Dec Over Prior Year	267,411.64	111,340.78	34,058.12	50,739.93	95,097.80	110,489.29	42,543.86	(20,946.89)	28,404.43	31,433.61	76,930.46	66,971.13	55,557.80	69,899.62	24,833.46	(29,287.71)	74,547.05	

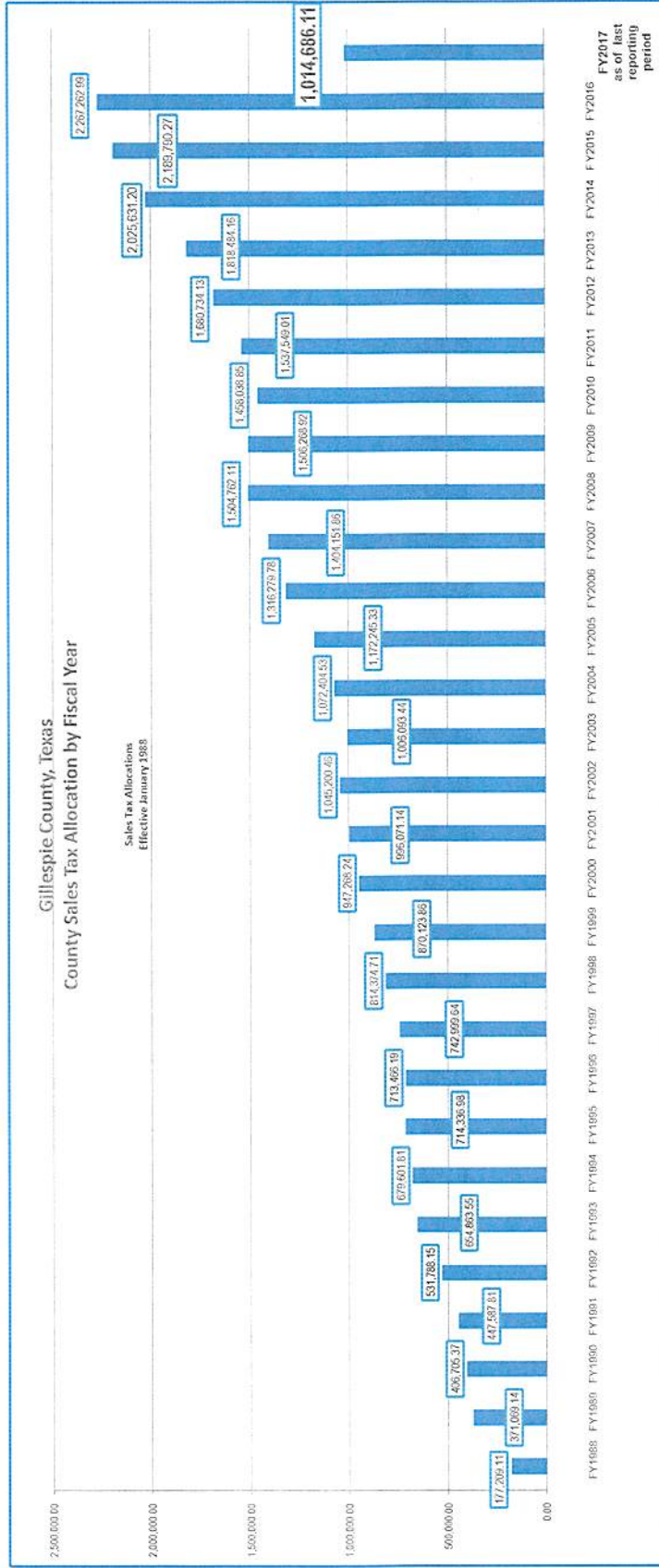
GILLESPIE COUNTY, TEXAS
COUNTY SALES TAX ALLOCATION SUMMARY

March 1988 through FY2017

FY2006	FY2007	FY2008	FY2009	FY2010	FY2011	FY2012	FY2013	FY2014	FY2016	FY2016	FY2016	FY2017	Tax Collection Period Covered	Period Tax Allocation Received	Overall Average Per Month	FY2017 Over / (Under) Same Period FY2016
85,165.86	105,167.81	115,258.59	118,217.21	102,110.77	112,243.87	125,892.57	141,081.58	146,138.00	157,617.68	147,646.21	169,840.22	169,840.22	August	October	86,137.38	22,194.01
110,993.24	122,702.26	130,133.07	134,938.43	123,352.45	139,931.32	131,441.01	134,815.56	165,928.20	184,365.11	192,079.08	195,293.03	195,293.03	September and 3rd Quarter	November	100,925.95	4,213.95
100,977.05	105,040.22	118,582.93	120,353.88	121,763.89	127,844.30	127,081.99	144,955.63	155,811.46	185,647.69	184,958.53	160,144.16	160,144.16	October	December	91,834.72	5,185.66
107,956.62	116,856.59	121,835.04	124,899.65	114,003.56	129,099.80	135,485.95	156,053.01	159,082.75	173,843.05	175,216.35	194,363.03	194,363.03	November	January	93,687.95	19,146.68
137,740.11	151,528.51	158,710.04	168,720.77	152,030.86	164,529.87	171,000.19	193,126.02	202,368.22	223,742.03	244,424.26	264,045.64	264,045.64	December, 4th Quarter, Yearly	February	128,591.92	9,621.38
89,543.91	88,396.24	89,481.19	89,084.79	80,364.94	97,024.16	107,810.68	120,617.71	136,428.71	141,523.60	150,478.20	150,478.20	150,478.20	January	March	72,745.69	
87,212.18	92,872.45	104,111.05	98,616.55	93,201.24	92,537.54	118,975.35	136,236.14	146,605.07	149,880.39	161,787.10	161,787.10	161,787.10	February	April	75,287.85	
125,021.80	132,336.88	133,400.05	141,709.49	148,772.69	153,252.45	177,882.27	187,322.27	195,085.16	203,013.55	239,591.23	239,591.23	239,591.23	March and 1st Quarter	May	107,419.87	
109,484.20	113,117.88	135,410.69	129,641.03	127,992.46	129,743.30	144,892.57	152,170.40	189,584.70	184,387.61	187,272.83	187,272.83	187,272.83	April	June	92,847.74	
112,058.28	119,846.63	122,160.26	117,201.60	116,000.00	116,000.00	116,000.00	116,000.00	165,318.97	187,207.85	181,228.88	181,228.88	181,228.88	May	July	89,527.46	
130,745.56	130,116.40	142,763.87	136,001.81	141,000.00	141,000.00	141,000.00	141,000.00	187,789.04	216,770.81	212,631.23	212,631.23	212,631.23	June and 2nd Quarter	August	109,468.58	
108,739.93	116,165.09	124,848.42	128,883.49	125,000.00	125,000.00	125,000.00	125,000.00	172,568.83	184,784.83	179,839.05	179,839.05	179,839.05	July	September	92,378.61	
1,316,270.78	1,404,151.80	1,504,762.11	1,506,288.82	1,458,038.85	1,537,548.01	1,680,764.13	1,818,484.16	2,025,631.20	2,189,790.27	2,207,262.99	1,014,686.11	1,014,686.11	Total Per Year		1,105,844.58	
14,679,689.24	16,083,841.10	17,588,603.21	19,094,872.13	20,552,910.98	22,060,459.99	23,771,224.12	25,589,708.28	27,615,339.48	29,805,129.75	32,072,392.74	33,087,078.85	33,087,078.85	Total All Years			
144,034.45	87,872.03	100,610.25	1,508.81	(48,230.07)	79,510.16	143,215.12	137,720.03	207,147.04	164,158.07	77,472.72	(1,252,576.88)	(1,252,576.88)	\$ Inc / (Dec) Over Prior Year		74,644.78	
12.28%	6.68%	7.17%	0.10%	-3.20%	5.45%	9.31%	8.19%	11.39%	8.10%	3.54%	-55.25%	-55.25%	% Inc / -Dec Over Prior Year			
CY2005	CY2006	CY2007	CY2008	CY2009	CY2010	CY2011	CY2012	CY2013	CY2014	CY2015	CY2016	CY2016				
1,205,410.75	1,344,052.92	1,433,218.16	1,514,296.84	1,479,692.71	1,485,825.03	1,546,845.29	1,717,241.33	1,868,270.04	2,082,583.00	2,186,843.64	2,298,856.61	2,298,856.61				
115,286.37	138,642.17	89,163.24	81,080.68	(34,304.13)	5,832.32	61,120.28	170,296.04	151,028.71	214,312.96	104,260.64	112,012.97	112,012.97				
													\$ Inc / (Dec) Over Prior Calendar Year			

GILLESPIE COUNTY, TEXAS
COUNTY SALES TAX ALLOCATION SUMMARY

March 1988 through FY2017



**GILLESPIE COUNTY, TEXAS
REPAYMENT OF ERRONEOUS RECEIPT OF SALES AND USE TAX**

**January 1997 Through October 2016
Paid Off September.2016**

	Year 1	Year 2	Year 3	Year 4	Year 5	Year 6	Year 7	Year 8	Year 9	Year 10	Year 11	Year 12	Year 13	Year 14	Year 15	Year 16	Year 17	Year 18	Year 19	Year 20	
	1997	1998	1999	2000	2001	2002	2003	2004	2005	2006	2007	2008	2009	2010	2011	2012	2013	2014	2015	2016	
Actual Balance At Year Start	211,870.02	201,276.54	190,683.06	180,089.58	169,496.10	158,902.62	148,309.14	137,715.66	127,122.18	116,528.70	105,935.22	95,341.74	84,748.26	74,154.78	63,561.30	52,967.82	42,374.34	31,780.86	21,187.38	10,593.90	
January	2,648.37	2,648.37	2,648.37	2,648.37	2,648.37	2,648.37	2,648.37	2,648.37	2,648.37	2,648.37	2,648.37	2,648.37	2,648.37	2,648.37	2,648.37	2,648.37	2,648.37	2,648.37	2,648.37	2,648.37	2,648.37
April	2,648.37	2,648.37	2,648.37	2,648.37	2,648.37	2,648.37	2,648.37	2,648.37	2,648.37	2,648.37	2,648.37	2,648.37	2,648.37	2,648.37	2,648.37	2,648.37	2,648.37	2,648.37	2,648.37	2,648.37	2,648.37
July	2,648.37	2,648.37	2,648.37	2,648.37	2,648.37	2,648.37	2,648.37	2,648.37	2,648.37	2,648.37	2,648.37	2,648.37	2,648.37	2,648.37	2,648.37	2,648.37	2,648.37	2,648.37	2,648.37	2,648.37	2,648.37
October	2,648.37	2,648.37	2,648.37	2,648.37	2,648.37	2,648.37	2,648.37	2,648.37	2,648.37	2,648.37	2,648.37	2,648.37	2,648.37	2,648.37	2,648.37	2,648.37	2,648.37	2,648.37	2,648.37	2,648.37	2,648.79
Total Remitted To Date	10,593.48	21,186.96	31,780.44	42,373.92	52,967.40	63,560.88	74,154.36	84,747.84	95,341.32	105,934.80	116,528.28	127,121.76	137,715.24	148,308.72	158,902.20	169,495.68	180,089.16	190,682.64	201,276.12	211,870.02	
Actual Balance To Date	201,276.54	190,683.06	180,089.58	169,496.10	158,902.62	148,309.14	137,715.66	127,122.18	116,528.70	105,935.22	95,341.74	84,748.26	74,154.78	63,561.30	52,967.82	42,374.34	31,780.86	21,187.38	10,593.90	(0.00)	
Projected Balance At Year End	201,276.54	190,683.06	180,089.58	169,496.10	158,902.62	148,309.14	137,715.66	127,122.18	116,528.70	105,935.22	95,341.74	84,748.26	74,154.78	63,561.30	52,967.82	42,374.34	31,780.86	21,187.38	10,593.90	0.00	

Gillespie County proposal of repayment (as outlined in letter of October 18, 1996) as accepted by State Comptroller ...
 Gillespie County will make 80 quarterly payments (due first of each month: January, April, July, and October)
 for 20 years beginning January 01, 1997:
 79 quarterly payments of \$2,648.37 each beginning on January 01, 1997 through July 01, 2016 and
 a final payment of \$2,648.79 on October 01, 2016 for a total of \$211,870.02.

Gillespie County, Texas
Hotel Occupancy Tax ... Quarterly Recaps
As of Period Ending February 28, 2017

	Collection/Remittance Period	Collections		Disbursements		Cash Balance	
		HOT & P&I Interest Earnings	Convention & Visitors Bureau	Organizations etc			
FY2017	3rd Quarter 2017						
	Sub-Total	0.00	0.00	0.00	0.00		
	2nd Quarter 2017						
	1st Quarter 2017		139,744.72			693,300.87	
FY2016	4th Quarter 2016		111,214.19	166,071.00		553,556.15	
	3rd Quarter 2016		142,319.44			608,412.96	
	Sub-Total	227,207.35	393,278.35	166,071.00	0.00		
	2nd Quarter 2016		124,466.03	150,829.00	120,000.00	466,093.52	
FY2015	1st Quarter 2016		128,625.32			612,456.49	
	4th Quarter 2015		96,483.07	150,829.00		483,831.17	
	3rd Quarter 2015		115,558.26		(881.94)	538,177.10	
	Sub-Total	44,356.62	465,132.68	301,658.00	119,118.06		
FY2014	2nd Quarter 2015		120,944.22	127,742.50	118,000.00	421,736.90	
	1st Quarter 2015		122,937.00			546,535.18	
	4th Quarter 2014		104,239.90	127,742.50		423,598.18	
	3rd Quarter 2014		120,711.31			447,100.78	
FY2013	Sub-Total	95,347.43	468,832.43	255,485.00	118,000.00		
	2nd Quarter 2014		95,362.58	111,163.00	120,000.00	326,389.47	
	1st Quarter 2014		92,050.01			462,189.89	
	4th Quarter 2013		90,687.97	111,163.00		370,139.88	
FY2012	3rd Quarter 2013		82,776.94			390,614.91	
	Sub-Total	18,551.50	360,877.50	222,326.00	120,000.00		
	2nd Quarter 2013		82,927.36	96,357.50	80,000.00	307,837.97	
	1st Quarter 2013		102,188.41			401,268.11	
FY2011	4th Quarter 2012		56,763.25	96,357.50		299,079.70	
	3rd Quarter 2012		69,377.43			338,673.95	
	Sub-Total	38,541.45	311,256.45	192,715.00	80,000.00		
	2nd Quarter 2012		76,505.61	84,193.50	11,000.00	269,296.52	
FY2010	1st Quarter 2012		67,043.98		69,000.00	287,984.41	
	4th Quarter 2011		63,485.70	84,193.50		289,940.43	
	3rd Quarter 2011		62,766.18			310,648.23	
	Sub-Total	21,414.47	269,801.47	168,387.00	80,000.00		
FY2009	2nd Quarter 2011		60,050.07	80,530.57		247,882.05	
	1st Quarter 2011		61,473.10		80,000.00	268,362.55	
	4th Quarter 2010		47,182.38	80,530.57		286,889.45	
	3rd Quarter 2010		67,036.85			320,237.64	
FY2008	Sub-Total	(5,318.74)	235,742.40	161,061.14	80,000.00		
	2nd Quarter 2010		47,363.32	82,089.00	61,500.00	253,200.79	
	1st Quarter 2010		67,910.43			349,426.47	
	4th Quarter 2009		46,539.68	82,089.00		281,516.04	
FY2007	3rd Quarter 2009		63,672.15			317,065.36	
	Sub-Total	(192.42)	225,485.58	164,178.00	61,500.00		
	2nd Quarter 2009		55,182.22			253,393.21	
	1st Quarter 2009		68,196.40	80,854.20		198,210.99	
FY2006	4th Quarter 2008		43,834.09	80,854.20		210,868.79	
	3rd Quarter 2008		75,474.18		15,000.00	247,888.90	
	Sub-Total	65,978.49	242,686.89	161,708.40	15,000.00		
	2nd Quarter 2008		52,205.02	100,000.00		187,414.72	
FY2005	1st Quarter 2008		62,603.17			235,209.70	
	4th Quarter 2007		53,485.43			172,606.53	
	3rd Quarter 2007		61,352.43			119,121.10	
	Sub-Total	129,646.05	229,646.05	100,000.00	0.00		
FY2004	2nd Quarter 2007		57,271.57			57,768.67	
	1st Quarter 2007		497.10	0.00	0.00	497.10	
	Sub-Total	57,768.67	57,768.67	0.00	0.00		
	Sub-Total			1,893,589.54	673,618.06		
Totals All Years		Revenues	3,260,508.47	Expenditures	2,567,207.60	Net Cash Effect	693,300.87

GILLESPIE COUNTY, TEXAS

GOB Series 2013 ... Jail Project

Bond Redemptions Interest Payment Schedule
February.2014 through February.2033

Schedule Bond Redemption & Interest Payment		Initial Receipt of Bonds June.2013	Year 1 2014	Year 2 2015	Year 3 2016	Year 4 2017	Year 5 2018	Year 6 2019	Year 7 2020	Year 8 2021	Year 9 2022	Year 10 2023
Projected Balances At Year Start		20,429,713.00	20,429,713.00	19,408,475.00	18,387,525.00	17,367,275.00	16,347,925.00	15,324,725.00	14,300,875.00	13,279,650.00	12,256,300.00	11,234,800.00
February	bonds	0.00	395,000.00	530,000.00	540,000.00	550,000.00	565,000.00	580,000.00	595,000.00	620,000.00	645,000.00	670,000.00
	interest	0.00	378,113.00	248,125.00	242,825.00	237,425.00	231,925.00	226,275.00	217,575.00	208,650.00	194,700.00	181,800.00
August	bonds	0.00	0.00	0.00	0.00	0.00	0.00	0.00	0.00	0.00	0.00	0.00
	interest	0.00	248,125.00	242,825.00	237,425.00	231,925.00	226,275.00	217,575.00	208,650.00	194,700.00	181,800.00	168,400.00
Projected Total Remittance		0.00	1,021,238.00	2,042,188.00	3,062,438.00	4,081,788.00	5,104,988.00	6,128,838.00	7,150,063.00	8,173,413.00	9,194,913.00	10,215,113.00
Project Balances At Year End		20,429,713.00	19,408,475.00	18,387,525.00	17,367,275.00	16,347,925.00	15,324,725.00	14,300,875.00	13,279,650.00	12,256,300.00	11,234,800.00	10,214,600.00
Bonds Issued June.2014												
Principal and Interest payments due February of each year starting February of 2014												
Interest only payments due August of each year starting August of 2014												

Outstanding Tax Secured Debt		Initial Receipt of Bonds June.2013	Year 1 2014	Year 2 2015	Year 3 2016	Year 4 2017	Year 5 2018	Year 6 2019	Year 7 2020	Year 8 2021	Year 9 2022	Year 10 2023
Balances At Year Start		20,429,713.00	20,429,713.00	19,408,475.50	18,387,525.50	17,367,275.50						
February	bonds	0.00	395,000.00	530,000.00	540,000.00	550,000.00						
	interest	0.00	378,112.50	248,125.00	242,825.00	237,425.00						
August	bonds	0.00	0.00	0.00	0.00							
	interest	0.00	248,125.00	242,825.00	237,425.00							
Total Annual Remittances		0.00	1,021,237.50	1,020,950.00	1,020,250.00	787,425.00						
Total Remittances To Date		0.00	1,021,237.50	2,042,187.50	3,062,437.50	3,849,862.50						

GILLESPIE COUNTY, TEXAS

GOB Series 2013 ... Jail Project

Bond Redemptions Interest Payment Schedule
February.2014 through February.2033

Schedule Bond Redemption & Interest Payment		Year 11	Year 12	Year 13	Year 14	Year 15	Year 16	Year 17	Year 18	Year 19	Year 20
		2024	2025	2026	2027	2028	2029	2030	2031	2032	2033
Projected Balances At Year Start		10,214,600.00	9,191,800.00	8,172,500.00	7,152,800.00	6,129,000.00	5,107,400.00	4,084,300.00	3,061,100.00	2,039,200.00	1,020,000.00
February	bonds	700,000.00	725,000.00	755,000.00	790,000.00	820,000.00	855,000.00	890,000.00	925,000.00	960,000.00	1,000,000.00
	interest	168,400.00	154,400.00	139,900.00	124,800.00	109,000.00	92,600.00	75,500.00	57,700.00	39,200.00	20,000.00
August	bonds	0.00	0.00	0.00	0.00	0.00	0.00	0.00	0.00	0.00	0.00
	interest	154,400.00	139,900.00	124,800.00	109,000.00	92,600.00	75,500.00	57,700.00	39,200.00	20,000.00	0.00
Projected Total Remittance		11,237,913.00	12,257,213.00	13,276,913.00	14,300,713.00	15,322,313.00	16,345,413.00	17,368,613.00	18,390,513.00	19,409,713.00	20,429,713.00
Project Balances At Year End		9,191,800.00	8,172,500.00	7,152,800.00	6,129,000.00	5,107,400.00	4,084,300.00	3,061,100.00	2,039,200.00	1,020,000.00	0.00
Bonds Issued June.2014											
Principal and Interest payments due February of each year starting February of 2014											
Interest only payments due August of each year starting August of 2014											

Outstanding Tax Secured Debt		Year 11	Year 12	Year 13	Year 14	Year 15	Year 16	Year 17	Year 18	Year 19	Year 20
		2024	2025	2026	2027	2028	2029	2030	2031	2032	2033
Balances At Year Start											
February	bonds										
	interest										
August	bonds										
	interest										
Total Annual Remittances											
Total Remittances To Date											

GILLESPIE COUNTY, TEXAS

GOB Series 2010 Refunding Bonds ... December.2010
 Post COB Series 2001 ... September.2001

Bond Redemptions & Interest Payment Schedule
 February.2011 through February.2021

	Year 1 2011	Year 2 2012	Year 3 2013	Year 4 2014	Year 5 2015	Year 6 2016	Year 7 2017	Year 8 2018	Year 9 2019	Year 10 2020	Year 11 2021	
Actual Balance At Year Start	1,839,134.46	1,779,647.50	1,603,672.50	1,429,447.50	1,247,370.00	1,067,992.50	891,727.50					Actual Balance At Year Start
February bonds interest	35,000.00 6,079.46	140,000.00 18,407.50	140,000.00 17,567.50	150,000.00 16,657.50	150,000.00 15,420.00	150,000.00 13,957.50	155,000.00 12,307.50					bonds interest February
August bonds interest	0.00 18,407.50	0.00 17,567.50	0.00 16,657.50	0.00 15,420.00	0.00 13,957.50	0.00 12,307.50						bonds interest August
Total Remitted To Date	59,486.96	235,461.96	409,686.96	591,764.46	771,141.96	947,406.96	1,114,714.46	1,114,714.46	1,114,714.46	1,114,714.46	1,114,714.46	Total Remitted To Date
Actual Balance To Date	1,779,647.50	1,603,672.50	1,429,447.50	1,247,370.00	1,067,992.50	891,727.50	724,420.00					Actual Balance To Date
Projected Pymnt Per Year	59,486.96	175,975.00	174,225.00	182,077.50	179,377.50	176,265.00	177,677.50	178,540.00	178,865.00	178,670.00	177,975.00	Projected Pymnt Per Year
Projected Balance At Year End	1,779,647.50	1,603,672.50	1,429,447.50	1,247,370.00	1,067,992.50	891,727.50	714,050.00	535,510.00	356,645.00	177,975.00	0.00	Projected Balance At Year End

\$1,988,356.26	COB Series 2001 Debt Service on Refunded Bonds	\$1,590,000.00	Principal	\$1,590,000.00	Series 2010 Sources of Funds..Proceeds of Bonds
\$1,839,134.46	GOB Series 2010 Refunded Bonds	\$249,134.46	interest	\$38,746.50	Cost of Issuance
\$149,221.80	Net savings	\$1,839,134.46	GOB Series 2010, Refunding Bonds	\$1,551,253.50	Deposit to Escrow

Original Certificates of Obligation Bonds Series 2001 payments started February 2002
 Series 2010 Refunding ... Interest and Bond Redemptions due February of each year starting February of 2011
 Series 2010 Refunding ... Interest only due August of each year starting August of 2011

Period	ACTUAL			FY2016			FY2017			FY2018			FY2019		
	Total Payment	Principal	Interest	Total Payment	Principal	Interest	Total Payment	Principal	Interest	Total Payment	Principal	Interest	Total Payment	Principal	Interest
Balance At Year Start	193,188.48			135,758.04			135,758.04			104,431.80			104,431.80		
October	5,221.04	5,221.04		5,221.04			5,221.04			5,221.04			5,221.04		
November	5,221.04	5,221.04		5,221.04			5,221.04			5,221.04			5,221.04		
December	5,221.04	5,221.04		5,221.04			5,221.04			5,221.04			5,221.04		
January	5,221.04	5,221.04		5,221.04			5,221.04			5,221.04			5,221.04		
February	5,221.04	5,221.04		5,221.04			5,221.04			5,221.04			5,221.04		
March	5,221.04	5,221.04		5,221.04			5,221.04			5,221.04			5,221.04		
April	5,221.04	5,221.04		5,221.04			5,221.04			5,221.04			5,221.04		
May	5,221.04	5,221.04		5,221.04			5,221.04			5,221.04			5,221.04		
June	5,221.04	5,221.04		5,221.04			5,221.04			5,221.04			5,221.04		
July	5,221.04	5,221.04		5,221.04			5,221.04			5,221.04			5,221.04		
August	5,221.04	5,221.04		5,221.04			5,221.04			5,221.04			5,221.04		
September	5,221.04	5,221.04		5,221.04			5,221.04			5,221.04			5,221.04		
Total Proposed Payments Per Year	62,652.48	62,652.48		62,652.48			62,652.48			62,652.48			62,652.48		
Projected Balance Year End	50.01			50.01			50.01			50.01			50.01		

PROJECTED Payments
 GILLESPIE COUNTY, TEXAS
 Capital Assets Lease/Purchase ... Contract 6451, September, 2013
 Road & Bridge Departments
 County Treasurer Monthly Report
 Gillespie County, Texas

Period	ACTUAL			FY2016			FY2017			FY2018			FY2019		
	Total Payment	Principal	Interest	Total Payment	Principal	Interest	Total Payment	Principal	Interest	Total Payment	Principal	Interest	Total Payment	Principal	Interest
Balance as of Current Period	31,326.24			135,758.04			135,758.04			104,431.80			104,431.80		
October	5,221.04	5,221.04		5,221.04			5,221.04			5,221.04			5,221.04		
November	5,220.04	5,220.04		5,221.04			5,221.04			5,221.04			5,221.04		
December	5,221.04	5,221.04		5,221.04			5,221.04			5,221.04			5,221.04		
January	5,221.04	5,221.04		5,221.04			5,221.04			5,221.04			5,221.04		
February	5,221.04	5,221.04		5,221.04			5,221.04			5,221.04			5,221.04		
March	5,221.04	5,221.04		5,221.04			5,221.04			5,221.04			5,221.04		
April	5,221.04	5,221.04		5,221.04			5,221.04			5,221.04			5,221.04		
May	5,221.04	5,221.04		5,221.04			5,221.04			5,221.04			5,221.04		
June	5,221.04	5,221.04		5,221.04			5,221.04			5,221.04			5,221.04		
July	5,221.04	5,221.04		5,221.04			5,221.04			5,221.04			5,221.04		
August	5,221.04	5,221.04		5,221.04			5,221.04			5,221.04			5,221.04		
September	0.00	0.00		5,221.04			5,221.04			5,221.04			5,221.04		
Total Current Date	57,430.44	57,430.44		135,758.04			135,758.04			104,431.80			104,431.80		
Total Payments	29,040.09	29,040.09		29,040.09			29,040.09			29,040.09			29,040.09		
Interest	2,286.15			2,286.15			2,286.15			2,286.15			2,286.15		

ACTUAL Payments
 GILLESPIE COUNTY, TEXAS
 Capital Assets Lease/Purchase ... Contract 6451, September, 2013
 Road & Bridge Departments

GILLESPIE COUNTY, TEXAS
Public Property Finance ... Contract 6774, October 24, 2014
Sheriff Office ... Law Enforcement Radio System Upgrade

PROJECTED Payments

PROJECTED	FY2017			FY2018			FY2019			FY2020			FY2021			FY2022			FY2023			FY2024			FY2025				
	Total Payment	Principal	Interest	Total Payment	Principal	Interest	Total Payment	Principal	Interest	Total Payment	Principal	Interest	Total Payment	Principal	Interest	Total Payment	Principal	Interest	Total Payment	Principal	Interest	Total Payment	Principal	Interest					
Balance	554,200.81			485,692.55			417,124.19			348,555.83			279,987.47			211,419.11			142,850.75			74,282.39			5,714.03			0.00	
Year Start																													
October	5,714.03	5,714.03		5,714.03	5,714.03		5,714.03	5,714.03		5,714.03	5,714.03		5,714.03	5,714.03		5,714.03	5,714.03		5,714.03	5,714.03		5,714.03	5,714.03		5,714.03	5,714.03		5,714.03	
November	5,714.03	5,714.03		5,714.03	5,714.03		5,714.03	5,714.03		5,714.03	5,714.03		5,714.03	5,714.03		5,714.03	5,714.03		5,714.03	5,714.03		5,714.03	5,714.03		5,714.03	5,714.03		5,714.03	
December	5,714.03	5,714.03		5,714.03	5,714.03		5,714.03	5,714.03		5,714.03	5,714.03		5,714.03	5,714.03		5,714.03	5,714.03		5,714.03	5,714.03		5,714.03	5,714.03		5,714.03	5,714.03		5,714.03	
January	5,714.03	5,714.03		5,714.03	5,714.03		5,714.03	5,714.03		5,714.03	5,714.03		5,714.03	5,714.03		5,714.03	5,714.03		5,714.03	5,714.03		5,714.03	5,714.03		5,714.03	5,714.03		5,714.03	
February	5,714.03	5,714.03		5,714.03	5,714.03		5,714.03	5,714.03		5,714.03	5,714.03		5,714.03	5,714.03		5,714.03	5,714.03		5,714.03	5,714.03		5,714.03	5,714.03		5,714.03	5,714.03		5,714.03	
March	5,714.03	5,714.03		5,714.03	5,714.03		5,714.03	5,714.03		5,714.03	5,714.03		5,714.03	5,714.03		5,714.03	5,714.03		5,714.03	5,714.03		5,714.03	5,714.03		5,714.03	5,714.03		5,714.03	
April	5,714.03	5,714.03		5,714.03	5,714.03		5,714.03	5,714.03		5,714.03	5,714.03		5,714.03	5,714.03		5,714.03	5,714.03		5,714.03	5,714.03		5,714.03	5,714.03		5,714.03	5,714.03		5,714.03	
May	5,714.03	5,714.03		5,714.03	5,714.03		5,714.03	5,714.03		5,714.03	5,714.03		5,714.03	5,714.03		5,714.03	5,714.03		5,714.03	5,714.03		5,714.03	5,714.03		5,714.03	5,714.03		5,714.03	
June	5,714.03	5,714.03		5,714.03	5,714.03		5,714.03	5,714.03		5,714.03	5,714.03		5,714.03	5,714.03		5,714.03	5,714.03		5,714.03	5,714.03		5,714.03	5,714.03		5,714.03	5,714.03		5,714.03	
July	5,714.03	5,714.03		5,714.03	5,714.03		5,714.03	5,714.03		5,714.03	5,714.03		5,714.03	5,714.03		5,714.03	5,714.03		5,714.03	5,714.03		5,714.03	5,714.03		5,714.03	5,714.03		5,714.03	
August	5,714.03	5,714.03		5,714.03	5,714.03		5,714.03	5,714.03		5,714.03	5,714.03		5,714.03	5,714.03		5,714.03	5,714.03		5,714.03	5,714.03		5,714.03	5,714.03		5,714.03	5,714.03		5,714.03	
September	5,714.03	5,714.03		5,714.03	5,714.03		5,714.03	5,714.03		5,714.03	5,714.03		5,714.03	5,714.03		5,714.03	5,714.03		5,714.03	5,714.03		5,714.03	5,714.03		5,714.03	5,714.03		5,714.03	
October	5,714.03	5,714.03		5,714.03	5,714.03		5,714.03	5,714.03		5,714.03	5,714.03		5,714.03	5,714.03		5,714.03	5,714.03		5,714.03	5,714.03		5,714.03	5,714.03		5,714.03	5,714.03		5,714.03	
Total Payments Per Year	68,568.36	68,568.36		68,568.36	68,568.36		68,568.36	68,568.36		68,568.36	68,568.36		68,568.36	68,568.36		68,568.36	68,568.36		68,568.36	68,568.36		68,568.36	68,568.36		68,568.36	68,568.36		68,568.36	
Principal	52,339.19	52,339.19		54,226.70	54,226.70		56,162.30	56,162.30		58,208.37	58,208.37		60,307.53	60,307.53		62,482.42	62,482.42		64,735.71	64,735.71		67,070.28	67,070.28		69,506.97	69,506.97		72,039.10	
Interest	16,229.17			14,341.66			12,386.06			10,359.99			8,260.83			6,085.94			3,832.65			1,498.10							
Balance Year End	485,692.55			417,124.19			348,555.83			279,987.47			211,419.11			142,850.75			74,282.39			5,714.03							

GILLESPIE COUNTY, TEXAS
Public Property Finance ... Contract 6774, October 24, 2014
Sheriff Office ... Law Enforcement Radio System Upgrade

ACTUAL Payments

ACTUAL Payments	FY2016			FY2017			FY2018		
	Total Payment	Principal	Interest	Total Payment	Principal	Interest	Total Payment	Principal	Interest
Balance Year Start	623,572.07			555,003.71					
October payment	5,714.03			5,714.03					
principal/interest		4,141.76	1,572.27		4,291.13	1,422.90			
November payment	5,714.03			5,714.03					
principal/interest		4,154.01	1,560.02		4,303.81	1,410.22			
December payment	5,714.03			5,714.03					
principal/interest		4,166.29	1,547.74		4,316.54	1,397.49			
January payment	5,714.03			5,714.03					
principal/interest		4,178.61	1,535.42		4,329.30	1,384.73			
February payment	5,714.03			5,714.03					
principal/interest		4,190.96	1,523.07		4,342.10	1,371.93			
March payment	5,714.03								
principal/interest		4,203.35	1,510.68						
April payment	5,714.03								
principal/interest		4,215.78	1,498.25						
May payment	5,714.03								
principal/interest		4,228.25	1,485.78						
June payment	5,714.03								
principal/interest		4,240.75	1,473.28						
July payment	5,714.03								
principal/interest		4,253.29	1,460.74						
August payment	5,714.03								
principal/interest		4,265.86	1,448.17						
September payment	5,714.03								
principal/interest		4,278.48	1,435.55						
Total Payments Current Period									
Total Payments	68,568.36			28,570.15					
Principal		50,517.39		21,582.88					
Interest			18,050.97			6,987.27			
Balance Current Period									
	555,003.71			526,433.56					

County of Gillespie
 District Clerk Bond / Trust Recap
 October 2016 - September 2017
 Funds Managed by County Treasurer

Cause Description	Cause No	Initial Investment Face Value	Prlor Interest			Current Year Interest												Cause Description	Released Investments	Current Balances	Current Interest	Total Interest
			Adjusted Interest	TexPool Interest	TexPool Account																	
					Oct.2016	Nov.2016	Dec.2016	Jan.2017	Feb.2017	Mar.2017	Apr.2017	May.2017	Jun.2017	Jul.2017	Aug.2017	Sep.2017						
Sonstegard / Curtis	2705	1,000.00	792.80	31.52	closed 05 2004/transferred to District Clerk Acct 117												Sonstegard / Curtis	1,824.32	0.00	0.00	824.32	
State v Montagnino	4073	10,000.00	43.82	171.08	closed 04 2004												State v Montagnino	10,214.90	0.00	0.00	214.90	
State v Chow	4232	10,000.00		31.34	closed 05 2004/transferred to District Clerk Acct 117												State v Chow	10,031.34	0.00	0.00	31.34	
State v Loui	4233	10,000.00		25.50	closed 04 2004												State v Loui	10,025.50	0.00	0.00	25.50	
State v Duecker	4261	20,000.00		33.03	closed 05 2004/transferred to District Clerk Acct 117												State v Duecker	20,033.03	0.00	0.00	33.03	
State v Duecker	4262	20,000.00		33.03	closed 05 2004/transferred to District Clerk Acct 117												State v Duecker	20,033.03	0.00	0.00	33.03	
Wheatcraft v Meier	6978	500.00	236.07	161.61	0.29	0.29	0.35	0.41	0.39										899.41	1.73	399.41	
Munsell Meier v Robinson	7227	1,000.00	390.71	254.33	closed 03 11 2008												Munsell Meier v Robinson	1,645.04	0.00	0.00	645.04	
Pauls v Bird	8623	500.00	77.66	126.86	0.23	0.23	0.27	0.32	0.30										705.87	1.35	205.87	
Pruitt v Danes	8764	1,000.00	128.41	16.95	closed 02 2004												Pruitt v Danes	1,145.36	0.00	0.00	145.36	
Damron (Investment)	8766	500.00		24.86	closed 10 2005												Damron (Investment)	524.86	0.00	0.00	24.86	
Tin Star Ranch	9411	500.00	5.37	32.96	closed 02 03 2006												Tin Star Ranch	538.33	0.00	0.00	38.33	
Hearne & Phillips	9461	100.00	1.07	22.18	0.04	0.04	0.05	0.06	0.05										123.49	0.24	23.49	
Haggard v Schroeder	9666	500.00	1.19	110.00	0.20	0.20	0.24	0.28	0.26										612.37	1.18	112.37	
Staats v Tonn	9752	1,000.00		17.65	closed 12 2003												Staats v Tonn	1,017.85	0.00	0.00	17.85	
Silver Deer v Senkbeil	10010	100.00		20.95	0.04	0.04	0.05	0.06	0.05										121.19	0.24	21.19	
Ankem v Woods & Schmidt	10154	1,000.00		55.01	closed 03 06 2006												Ankem v Woods & Schmidt	1,055.01	0.00	0.00	55.01	
Sledge v Jones	10370	1,000.00		194.25	0.40	0.39	0.45	0.55	0.52										1,196.56	2.31	196.56	
Whitewood v Hartel	10373	100.00		19.47	0.04	0.04	0.05	0.05	0.05										119.70	0.23	19.70	
Ballard v Keidel	10412	1,000.00		4.31	closed 12 2004												Ballard v Keidel	1,004.31	0.00	0.00	4.31	
Parker/Roscoe L	10522	23,800.00		2,639.22	closed 07 12 2007												Parker/Roscoe L	26,439.22	0.00	0.00	2,639.22	
Harris v Fourton (dba Silver Deer)	10779	1,000.00		155.43	0.39	0.38	0.44	0.53	0.51										1,157.68	2.25	157.68	
Fonder v Salinas	10930	200.00		28.19	0.07	0.07	0.09	0.10	0.10										228.82	0.43	28.82	
City of Fbg v Penick	10970	274,045.00		118.40	closed 09 21 2006												City of Fbg v Penick	274,163.40	0.00	0.00	118.40	
A J Waight v LCRA	11042	250.00		1.06	closed 07 20 2006												A J Waight v LCRA	251.06	0.00	0.00	1.06	
Jenschke v Friedrich	11228	1,000.00		15.72	closed 06 01 2007												Jenschke v Friedrich	1,015.72	0.00	0.00	15.72	
Quest Oil v Wallen and B&B Oil	11259	1,000.00		74.17	closed 03 24 2011												Quest Oil v Wallen and B&B Oil	1,074.17	0.00	0.00	74.17	
Cornerstone v Parker	11336	1,000.00		55.93	0.34	0.35	0.41	0.48	0.45										1,057.96	2.03	57.96	
Irwin vs Irwin	11399	303,022.74		3,310.61	closed 06 07 2011												Irwin vs Irwin	306,333.35	0.00	0.00	3,310.61	
Herb Venture v Varney	11703	250.00		4.85	0.08	0.08	0.10	0.12	0.11										255.34	0.49	5.34	
Dolezal vs Dolezal	11812	1,000.00		7.95	closed 10 2012												Dolezal vs Dolezal	1,007.95	0.00	0.00	7.95	

County of Gillespie
 District Clerk Bond / Trust Recap
 October 2016 - September 2017
 Funds Managed by County Treasurer

Cause Description	Cause No	Initial Investment Face Value	Prior Interest		Current Year Interest											Cause Description	Released Investments	Current Balances	Current Interest	Total Interest			
			Adjusted Interest	TexPool Interest	TexPool Account																		
					Oct.2016	Nov.2016	Dec.2016	Jan.2017	Feb.2017	Mar.2017	Apr.2017	May.2017	Jun.2017	Jul.2017	Aug.2017						Sep.2017		
Bredemus and J&B Cheese v Just	11877	1,000.00		12.71	0.34	0.33	0.39	0.46	0.43										Bredemus and J&B Cheese v Just		1,014.66	1.95	14.66
Prause &Thompson v Bierschwale	11897	100.00		1.21	0.03	0.03	0.04	0.05	0.04										Prause &Thompson v Bierschwale		101.40	0.19	1.40
Rutherford v Rather & Kamp	11904	100.00		1.21	0.03	0.03	0.04	0.05	0.04										Rutherford v Rather & Kamp		101.40	0.19	1.40
Querner v Lester	11928A	1,000.00		4.78	0.34	0.33	0.39	0.46	0.43										Querner v Lester		1,006.73	1.95	6.73
TexHillCo EmployeesC.U. vs Beckmann	12195	100.00		0.05	closed 01.19.2010														TexHillCo EmployeesC.U. vs Beckmann	100.05	0.00	0.00	0.05
Fulton v Coleman	12209	500.00		4.53	0.16	0.17	0.20	0.23	0.22										Fulton v Coleman		505.51	0.98	5.51
IBT Int v Grammer	12228	115,000.00		130.48	closed 06.2014														IBT Int v Grammer	115,130.48	0.00	0.00	130.48
Ferrell vs Hall, Executor Estate of Klein, Deceased	12369	500.00		0.60	closed 12.27.2010														Ferrell vs Hall, Executor Estate of Klein, Deceased	500.60	0.00	0.00	0.60
Baby vs Doggett	12603	400.00		0.35	closed 02.14.2012														Baby vs Doggett	400.35	0.00	0.00	0.35
Cover v Chase Bank	12964	100.00		0.41	0.03	0.03	0.04	0.05	0.04										Cover v Chase Bank		100.60	0.19	0.60
Balero v Federal Home Mortgage	13025	250.00		1.23	0.08	0.08	0.10	0.12	0.11										Balero v Federal Home Mortgage		251.72	0.49	1.72
LCRA vs TRT Ranch	13119	949,500.00		45.58	closed 09.10.2013														LCRA vs TRT Ranch	949,545.58	0.00	0.00	45.58
LCRA vs Oehler	13120	195,000.00		9.36	closed 09.10.2013														LCRA vs Oehler	195,009.36	0.00	0.00	9.36
LCRA vs Wahrmund	13121	177,000.00		8.49	closed 09.10.2013														LCRA vs Wahrmund	177,008.49	0.00	0.00	8.49
Collins, Estate of Smith v Bank of America	13203	500.00		2.34	0.16	0.16	0.20	0.23	0.22										Collins, Estate of Smith v Bank of America		503.31	0.97	3.31
Whatley, et al vs Live Springs, et al	13291	500.00		2.11	0.16	0.16	0.20	0.23	0.22										Whatley, et al vs Live Springs, et al		503.08	0.97	3.08
Bruce Kneese vs New York Life Insurance and Annuity Corp, et al	13320	951.17	opened 03.03.2014	0.30	closed 03.05.2015														Bruce Kneese vs New York Life Insurance and Annuity Corp, et al	951.47	0.00	0.00	0.30
Hampton vs Spornhauer	13343	2,000.00		8.46	0.66	0.66	0.77	0.92	0.87										Hampton vs Spornhauer		2,012.34	3.88	12.34
Kerrville Professional Properties LTD ... vs Friendship Village Owner's Asn, Inc ...	13640		... case settled ... awaiting court order to release ... 03.03.2014 ... LL																Kerrville Professional Properties LTD ... vs Friendship Village Owner's Asn, Inc ...		0.00	0.00	0.00
In the Matter of the Marriage of Roxanne L Pennington & Gerard M Pennington and In the Interest of Sarah Pennington & Matthew Pennington, Children	13683	500.00	opened 03.03.2014	1.77	0.16	0.16	0.19	0.23	0.22										In the Matter of the Marriage of Roxanne L Pennington & Gerard M Pennington and In the Interest of Sarah Pennington & Matthew Pennington, Children		502.73	0.96	2.73
Berry vs Cardash	13859	500,984.49	opened 09.11.2014	159.13	closed 2015.06.11														Berry vs Cardash	501,143.62	0.00	0.00	159.13
Berry vs Cardash ... TRO	13859TRO	5,000.00	opened 09.11.2014	17.24	1.64	1.66	1.92	2.31	2.19										Berry vs Cardash ... TRO		5,026.96	9.72	26.96
Roscoe L Parker Guardianship	10522(a)	7,500.00		587.17	closed 07.12.2007														Roscoe L Parker Guardianship	8,087.17	0.00	0.00	587.17
State v Farmer	3870A	4,000.00		504.78	67.71	closed 05.2004/transferred to District Clerk Acct 117												4,572.49	0.00	0.00	572.49		
State v Farmer	3870B	1,000.00		126.19	19.89	closed 05.2004/transferred to District Clerk Acct 117												1,146.08	0.00	0.00	146.08		
Damron (trust)	8766(A)	26,278.61		92.83	closed 01.2005														Damron (trust)	26,371.44	0.00	0.00	92.83
Totals		2,676,132.01		2,308.07	8,978.56	5.91	5.91	6.98	8.30	7.82	0.00	0.00	0.00	0.00	0.00	0.00	0.00	0.00	Totals	2,669,344.93	18,108.63	34.92	11,321.55

County of Gillespie
County Clerk Holding Account Recap
 October 2016 -September 2017
 Funds Managed by County Treasurer

Cause	Investment Face		Prior Interest Adjusted		Current Year Interest TextPool Account												Released Investment	Current Balances	Total Interest	
	Value	Interest	Interest	TextPool	Oct.2016	Nov.2016	Dec.2016	Jan.2017	Feb.2017	Mar.2017	Apr.2017	May2017	Jun.2017	Jul.2017	Aug.2017	Sep.2017				
Cause 9145 Doyle/Michael J Guardianship additional funds added July, 2013 of \$682.40 to original face of \$119,517.83 or \$120,200.23 principal	120,200.23	682.23	39.29	39.58	46.98	55.33	51.91											0.00	121,125.55	233.09
Cause 8132 Roscoe L Parker	7,500.00	97.71	04.2006 account closed ...															7,597.71	0.00	
Cause 8321 David Eugene Reynolds	100,000.00	11,872.07	closed 07.14.2008															111,872.07	0.00	
Investment Totals	107,500.00	0.00	12,662.01	39.29	39.58	46.98	55.33	51.91	0.00	0.00	0.00	0.00	0.00	0.00	0.00	0.00	0.00	119,469.78	121,125.55	233.09

GILLESPIE COUNTY TEXAS
Investment Performance Summary
Certificate of Deposits

Financial Institution	Oct	Nov	Dec	Jan	Feb	Mar	Apr	May	Jun	Jul	Aug	Sep	Year To Date
Blanco National Bank													
Certificate of Deposits ... held at face value	2,400,000	2,400,000	2,400,000	2,400,000	2,400,000	2,400,000	2,400,000	2,400,000	2,400,000	2,400,000	2,400,000	2,400,000	2,400,000
Amount of Investment	2,400,000	2,400,000	2,400,000	2,400,000	2,400,000	2,400,000	2,400,000	2,400,000	2,400,000	2,400,000	2,400,000	2,400,000	2,400,000
Average Interest Rate	0.4500	0.4500	0.4500	0.4500	0.4500	0.4500	0.4500	0.4500	0.4500	0.4500	0.4500	0.4500	0.4500
Earned Interest	887.76	917.28	887.76	917.28	914.82	860.48	917.28	887.76	890.22	917.28	917.28	917.28	10,832.48
Certificate of Deposits ... held at face value	2,650,000	2,650,000	2,650,000	2,650,000	2,650,000	2,650,000	2,650,000	2,650,000	2,650,000	2,650,000	2,650,000	2,650,000	2,650,000
Amount of Investment	2,650,000	2,650,000	2,650,000	2,650,000	2,650,000	2,650,000	2,650,000	2,650,000	2,650,000	2,650,000	2,650,000	2,650,000	2,650,000
Average Interest Rate	0.3500	0.3500	0.3500	0.3500	0.3500	0.3500	0.3500	0.3500	0.3500	0.3500	0.3500	0.3500	0.3500
Earned Interest	762.36	787.76	762.36	787.76	787.76	736.92	787.76	762.36	762.36	762.36	762.36	762.36	9,343.14
Security State Bank & Trust													
Certificate of Deposits ... held at face value	2,450,000	2,450,000	2,450,000	2,450,000	2,450,000	2,450,000	2,450,000	2,450,000	2,450,000	2,450,000	2,450,000	2,450,000	2,450,000
Amount of Investment	2,450,000	2,450,000	2,450,000	2,450,000	2,450,000	2,450,000	2,450,000	2,450,000	2,450,000	2,450,000	2,450,000	2,450,000	2,450,000
Average Interest Rate	0.3667	0.3667	0.3667	0.3688	0.3688	0.3688	0.3688	0.3688	0.3688	0.3688	0.3688	0.3688	0.3700
Earned Interest	887.76	917.28	887.76	917.28	912.34	834.46	834.46	834.46	834.46	834.46	834.46	834.46	3,944.14
Security State Bank & Trust													
Certificate of Deposits ... held at face value	2,650,000	2,650,000	2,650,000	2,650,000	2,650,000	2,650,000	2,650,000	2,650,000	2,650,000	2,650,000	2,650,000	2,650,000	2,650,000
Amount of Investment	2,650,000	2,650,000	2,650,000	2,650,000	2,650,000	2,650,000	2,650,000	2,650,000	2,650,000	2,650,000	2,650,000	2,650,000	2,650,000
Average Interest Rate	0.3889	0.3889	0.3889	0.3889	0.3833	0.3722	0.3667	0.3611	0.3556	0.3500	0.3500	0.3500	0.3676
Earned Interest	1,076.62	1,095.57	1,019.12	1,036.14	1,005.73	910.12	965.20	912.39	925.77	887.76	787.76	787.76	9,878.40
Blanco National Bank													
Certificate of Deposits ... held at face value	2,400,000	2,400,000	2,400,000	2,400,000	2,400,000	2,400,000	2,400,000	2,400,000	2,400,000	2,400,000	2,400,000	2,400,000	2,400,000
Amount of Investment	2,400,000	2,400,000	2,400,000	2,400,000	2,400,000	2,400,000	2,400,000	2,400,000	2,400,000	2,400,000	2,400,000	2,400,000	2,400,000
Average Interest Rate	0.5167	0.5042	0.4917	0.4875	0.4792	0.4583	0.4500	0.4500	0.4500	0.4500	0.4500	0.4500	0.4767
Earned Interest	1,195.57	1,019.12	1,036.14	1,005.73	910.12	965.20	912.39	925.77	887.76	787.76	787.76	787.76	11,688.98
Security State Bank & Trust													
Certificate of Deposits ... held at face value	2,650,000	2,650,000	2,650,000	2,650,000	2,650,000	2,650,000	2,650,000	2,650,000	2,650,000	2,650,000	2,650,000	2,650,000	2,650,000
Amount of Investment	2,650,000	2,650,000	2,650,000	2,650,000	2,650,000	2,650,000	2,650,000	2,650,000	2,650,000	2,650,000	2,650,000	2,650,000	2,650,000
Average Interest Rate	0.3889	0.3889	0.3889	0.3833	0.3722	0.3667	0.3611	0.3556	0.3500	0.3500	0.3500	0.3500	0.3676
Earned Interest	1,076.62	1,095.57	1,019.12	1,036.14	1,005.73	910.12	965.20	912.39	925.77	887.76	787.76	787.76	9,878.40
Blanco National Bank													
Certificate of Deposits ... held at face value	2,400,000	2,400,000	2,400,000	2,400,000	2,400,000	2,400,000	2,400,000	2,400,000	2,400,000	2,400,000	2,400,000	2,400,000	2,400,000
Amount of Investment	2,400,000	2,400,000	2,400,000	2,400,000	2,400,000	2,400,000	2,400,000	2,400,000	2,400,000	2,400,000	2,400,000	2,400,000	2,400,000
Average Interest Rate	0.4500	0.4500	0.4500	0.4500	0.4500	0.4500	0.4500	0.4500	0.4500	0.4500	0.4500	0.4500	0.4500
Earned Interest	1,095.57	1,019.12	1,036.14	1,005.73	910.12	965.20	912.39	925.77	887.76	787.76	787.76	787.76	11,688.98
Security State Bank & Trust													
Certificate of Deposits ... held at face value	2,650,000	2,650,000	2,650,000	2,650,000	2,650,000	2,650,000	2,650,000	2,650,000	2,650,000	2,650,000	2,650,000	2,650,000	2,650,000
Amount of Investment	2,650,000	2,650,000	2,650,000	2,650,000	2,650,000	2,650,000	2,650,000	2,650,000	2,650,000	2,650,000	2,650,000	2,650,000	2,650,000
Average Interest Rate	0.3889	0.3889	0.3889	0.3833	0.3722	0.3667	0.3611	0.3556	0.3500	0.3500	0.3500	0.3500	0.3676
Earned Interest	1,076.62	1,095.57	1,019.12	1,036.14	1,005.73	910.12	965.20	912.39	925.77	887.76	787.76	787.76	9,878.40

GILLESPIE COUNTY TEXAS

Investment Performance Summary
Certificate of Deposits

Financial Institution	FY2013												
	Oct	Nov	Dec	Jan	Feb	Mar	Apr	May	Jun	Jul	Aug	Sep	Year To Date
Blanco National Bank	Certificate of Deposits ... held at face value												
Amount of Investment	2,400,000	2,400,000	2,400,000	2,400,000	2,400,000	2,400,000	2,400,000	2,400,000	2,400,000	2,400,000	2,400,000	2,400,000	2,400,000
Average Interest Rate	0.6500	0.6458	0.6375	0.6250	0.6208	0.6125	0.6125	0.5833	0.5708	0.5583	0.5471	0.5471	0.5471
Earned Interest	1,282.08	1,324.80	1,273.86	1,299.33	1,267.84	1,148.97	1,248.39	1,167.00	1,188.96	1,125.91	1,146.51	1,129.53	1,129.53
Security State Bank & Trust	Certificate of Deposits ... held at face value												
Amount of Investment	2,650,000	2,650,000	2,650,000	2,650,000	2,650,000	2,650,000	2,650,000	2,650,000	2,650,000	2,650,000	2,650,000	2,650,000	2,650,000
Average Interest Rate	0.4778	0.4778	0.4778	0.4667	0.4444	0.4333	0.4333	0.4111	0.4111	0.4000	0.4000	0.4000	0.4000
Earned Interest	1,089.06	1,074.40	1,039.75	1,074.40	1,030.84	917.83	993.69	920.58	942.72	912.36	900.25	900.25	900.25
Blanco National Bank	Certificate of Deposits ... held at face value												
Amount of Investment	2,400,000	2,400,000	2,400,000	2,400,000	2,400,000	2,400,000	2,400,000	2,400,000	2,400,000	2,400,000	2,400,000	2,400,000	2,400,000
Average Interest Rate	0.8458	0.8083	0.7833	0.7458	0.7333	0.7167	0.6750	0.6583	0.6500	0.6500	0.6500	0.6500	0.6500
Earned Interest	1,693.08	1,724.02	1,598.55	1,596.62	1,516.62	1,401.92	1,460.72	1,331.40	1,341.79	1,282.08	1,324.80	1,324.80	1,324.80
Security State Bank & Trust	Certificate of Deposits ... held at face value												
Amount of Investment	2,650,000	2,650,000	2,650,000	2,650,000	2,650,000	2,650,000	2,650,000	2,650,000	2,650,000	2,650,000	2,650,000	2,650,000	2,650,000
Average Interest Rate	0.7222	0.7222	0.7222	0.6889	0.6222	0.5889	0.5556	0.5222	0.5222	0.5000	0.5000	0.5000	0.5000
Earned Interest	1,800.00	1,605.23	1,553.43	1,605.23	1,477.83	1,334.81	1,363.18	1,195.90	1,210.30	1,171.25	1,125.37	1,125.37	1,125.37
Blanco National Bank	Certificate of Deposits ... held at face value												
Amount of Investment	2,400,000	2,400,000	2,400,000	2,400,000	2,400,000	2,400,000	2,400,000	2,400,000	2,400,000	2,400,000	2,400,000	2,400,000	2,400,000
Average Interest Rate	1.4025	1.3392	1.2542	1.1938	1.1771	1.1354	1.0313	0.9096	0.9396	0.9104	0.8913	0.8583	0.8583
Earned Interest	2,978.48	2,981.13	2,621.94	2,556.45	2,422.88	2,185.34	2,312.03	2,034.21	2,017.07	1,853.37	1,855.68	1,795.22	1,795.22
Security State Bank & Trust	Certificate of Deposits ... held at face value												
Amount of Investment	2,650,000	2,650,000	2,650,000	2,650,000	2,650,000	2,650,000	2,650,000	2,650,000	2,650,000	2,650,000	2,650,000	2,650,000	2,650,000
Average Interest Rate	1.1333	1.1333	1.1333	1.1000	1.0222	0.9833	0.9333	0.8833	0.8833	0.8333	0.8333	0.8333	0.8333
Earned Interest	2,447.26	2,541.58	2,459.59	2,541.58	2,411.45	2,129.59	2,280.43	2,021.92	2,051.12	1,984.93	1,860.02	1,860.02	1,860.02
Blanco National Bank	Certificate of Deposits ... held at face value												
Amount of Investment	2,200,000	2,200,000	2,200,000	2,200,000	2,200,000	2,200,000	2,200,000	2,200,000	2,200,000	2,200,000	2,200,000	2,200,000	2,200,000
Average Interest Rate	2.5895	2.4409	2.3500	2.1795	2.1227	2.0091	1.8083	1.7250	1.6208	1.5792	1.5479	1.5104	1.5104
Earned Interest	4,775.37	4,836.85	4,413.71	4,390.95	4,057.67	3,597.30	3,753.99	3,567.14	3,516.20	3,197.28	3,218.95	3,155.25	3,155.25
Security State Bank & Trust	Certificate of Deposits ... held at face value												
Amount of Investment	400,000	400,000	400,000	400,000	400,000	400,000	400,000	400,000	400,000	400,000	400,000	400,000	400,000
Average Interest Rate	1.5750	1.5750	1.5750	1.5750	1.2750	1.2500	1.1333	1.0833	1.0833	1.1389	1.1389	1.1389	1.1389
Earned Interest	673.99	535.06	517.82	535.06	532.05	394.25	677.32	2,441.10	2,193.21	2,202.74	2,528.82	2,528.82	2,528.82
Blanco National Bank	Certificate of Deposits ... held at face value												
Amount of Investment	1,700,000	1,700,000	1,700,000	1,700,000	1,700,000	1,700,000	1,700,000	1,700,000	1,700,000	1,700,000	1,700,000	1,700,000	1,700,000
Average Interest Rate	4.0412	3.6618	3.5353	3.2284	3.1500	3.0147	2.8682	2.7864	2.7864	2.7455	2.6932	2.6409	2.6409
Earned Interest	5,910.95	5,834.80	5,116.43	5,104.40	4,634.27	4,136.41	4,552.75	5,205.30	5,038.38	5,129.86	5,032.19	5,032.19	5,032.19
Security State Bank & Trust	Certificate of Deposits ... held at face value												
Amount of Investment	900,000	900,000	900,000	900,000	900,000	900,000	900,000	900,000	900,000	900,000	900,000	900,000	900,000
Average Interest Rate	3.0300	3.0300	3.0300	3.0300	2.4300	2.2875	2.2875	2.0500	2.0500	2.0500	2.0500	2.0500	2.0500
Earned Interest	1,984.94	2,305.90	2,231.52	2,305.90	2,297.68	1,860.84	2,051.10	752.07	696.44	673.99	696.44	696.44	696.44
Blanco National Bank	Certificate of Deposits ... held at face value												
Amount of Investment	1,950,000	1,950,000	1,950,000	1,950,000	1,950,000	1,950,000	1,950,000	1,950,000	1,950,000	1,950,000	1,950,000	1,950,000	1,950,000
Average Interest Rate	3.0951	3.0951	3.0951	3.0951	2.7864	2.7864	2.6409	2.6409	2.6409	2.6932	2.6932	2.6409	2.6409
Earned Interest	60,782.52	60,782.52	50,338.88	50,338.88	46,342.71	41,364.41	45,525.75	52,053.78	50,338.38	51,298.86	50,332.19	50,332.19	50,332.19
Security State Bank & Trust	Certificate of Deposits ... held at face value												
Amount of Investment	650,000	650,000	650,000	650,000	650,000	650,000	650,000	650,000	650,000	650,000	650,000	650,000	650,000
Average Interest Rate	2.4588	2.4588	2.4588	2.4588	2.0500	2.0500	2.0500	2.0500	2.0500	2.0500	2.0500	2.0500	2.0500
Earned Interest	18,553.26	18,553.26	16,096.44	18,553.26	16,096.44	15,696.44	17,520.75	18,553.26	18,553.26	18,553.26	18,553.26	18,553.26	18,553.26

GILLESPIE COUNTY TEXAS

Investment Performance Summary
Certificate of Deposits

Financial Institution	FY2008												Year To Date	
	Oct	Nov	Dec	Jan	Feb	Mar	Apr	May	Jun	Jul	Aug	Sep		
Blanco National Bank													Blanco National Bank	
Certificate of Deposits ... held at face value													Certificate of Deposits ... held at face value	
Amount of Investment	1,600,000	1,600,000	1,600,000	1,600,000	1,600,000	1,700,000	1,700,000	1,700,000	1,700,000	1,700,000	1,700,000	1,700,000	1,700,000	1,658,333
Average Interest Rate	5.5531	5.4875	5.4656	5.2313	5.1219	4.9382	4.8206	4.5559	4.5559	4.4235	4.2912	4.1588	4.8836	Average Investment
Earned Interest	7,331.57	7,546.16	7,216.49	7,427.24	7,085.44	6,534.39	7,129.97	6,735.65	6,577.93	6,365.77	6,386.84	6,195.75	82,533.20	Earned Interest
Security State Bank & Trust													Security State Bank & Trust	
Certificate of Deposits ... held at face value													Certificate of Deposits ... held at face value	
Amount of Investment	300,000	300,000	800,000	800,000	800,000	300,000	800,000	800,000	800,000	800,000	800,000	800,000	800,000	675,000
Average Interest Rate	5.4483	5.4483	5.0863	4.6288	3.4463	3.9283	3.6963	3.0375	3.0375	3.0375	3.0375	3.0375	3.9058	Average Investment
Earned Interest	1,343.43	1,388.20	1,343.43	3,288.46	3,050.05	2,293.02	1,000.92	2,201.52	2,051.10	1,984.94	2,051.10	2,051.10	24,047.27	Earned Interest

Financial Institution	FY2007												Year To Date	
	Oct	Nov	Dec	Jan	Feb	Mar	Apr	May	Jun	Jul	Aug	Sep		
Blanco National Bank													Blanco National Bank	
Certificate of Deposits ... held at face value													Certificate of Deposits ... held at face value	
Amount of Investment	1,300,000	1,400,000	1,400,000	1,600,000	1,600,000	1,600,000	1,600,000	1,600,000	1,600,000	1,600,000	1,600,000	1,600,000	1,600,000	1,541,667
Average Interest Rate	5.1615	5.3143	5.3679	5.4563	5.5000	5.5313	5.5563	5.5655	5.5875	5.5875	5.5813	5.5750	5.4820	Average Interest Rate
Earned Interest	5,404.13	5,698.91	6,115.12	6,382.63	7,352.09	6,813.15	7,516.46	7,306.91	7,592.89	7,348.01	7,592.89	7,584.39	82,707.58	Earned Interest
Security State Bank & Trust													Security State Bank & Trust	
Certificate of Deposits ... held at face value													Certificate of Deposits ... held at face value	
Amount of Investment	200,000	200,000	200,000	200,000	300,000	300,000	300,000	300,000	300,000	300,000	300,000	300,000	300,000	266,667
Average Interest Rate	5.0950	5.0950	5.0950	5.0950	5.4167	5.4167	5.4167	5.4483	5.4483	5.4483	5.4483	5.4483	5.3226	Average Interest Rate
Earned Interest	837.54	865.46	837.54	865.46	865.46	1,246.58	1,380.15	1,335.62	1,388.20	1,343.43	1,388.20	1,388.20	13,741.84	Earned Interest

Financial Institution	FY2006												Year To Date	
	Oct	Nov	Dec	Jan	Feb	Mar	Apr	May	Jun	Jul	Aug	Sep		
Blanco National Bank													Blanco National Bank	
Certificate of Deposits ... held at face value													Certificate of Deposits ... held at face value	
Amount of Investment	1,200,000	1,200,000	1,200,000	1,200,000	1,200,000	1,200,000	1,300,000	1,300,000	1,300,000	1,300,000	1,300,000	1,300,000	1,300,000	1,250,000
Average Interest Rate	3.0933	3.2767	3.6058	4.0142	4.1808	4.3290	4.3885	4.6731	4.6731	4.8080	4.9385	5.0680	4.2541	Average Interest Rate
Earned Interest	3,050.96	3,339.50	3,556.44	3,883.06	4,091.15	3,848.66	4,412.19	4,689.04	4,726.43	4,993.12	5,308.21	5,455.61	51,354.37	Earned Interest
Security State Bank & Trust													Security State Bank & Trust	
Certificate of Deposits ... held at face value													Certificate of Deposits ... held at face value	
Amount of Investment	100,000	100,000	100,000	100,000	100,000	100,000	100,000	200,000	200,000	200,000	200,000	200,000	200,000	141,667
Average Interest Rate	3.0000	3.0000	3.0000	3.0000	5.0000	5.0000	5.0000	5.0950	5.0950	5.0950	5.0950	5.0950	4.3729	Average Interest Rate
Earned Interest	246.58	254.80	246.58	254.80	254.80	383.56	424.66	410.96	865.46	837.54	865.46	865.46	5,910.66	Earned Interest


Financial Institution	FY2005												Year To Date	
	Oct	Nov	Dec	Jan	Feb	Mar	Apr	May	Jun	Jul	Aug	Sep		
Blanco National Bank													Blanco National Bank	
Certificate of Deposits ... held at face value													Certificate of Deposits ... held at face value	
Amount of Investment	1,200,000	1,200,000	1,200,000	1,200,000	1,200,000	1,200,000	1,200,000	1,200,000	1,200,000	1,200,000	1,200,000	1,200,000	1,200,000	1,200,000
Average Interest Rate	1.8470	1.8600	1.8808	1.8808	2.0558	2.1558	2.2742	2.2742	2.5408	2.6575	2.8017	2.9267	2.2629	Average Interest Rate
Earned Interest	1,814.02	1,895.70	1,855.10	1,916.93	2,095.26	1,984.55	2,288.18	2,243.02	2,583.80	2,626.85	2,855.39	2,985.79	25,049.33	Earned Interest
Security State Bank & Trust													Security State Bank & Trust	
Certificate of Deposits ... held at face value													Certificate of Deposits ... held at face value	
Amount of Investment					100,000	100,000	100,000	100,000	100,000	100,000	100,000	100,000	100,000	100,000
Average Interest Rate					3.0000	3.0000	3.0000	3.0000	3.0000	3.0000	3.0000	3.0000	3.0000	3.0000
Earned Interest					0.00	230.14	230.14	246.58	254.80	246.58	254.80	254.80	254.80	1,717.84

GILLESPIE COUNTY, TEXAS


Portfolio Asset Summary By Investment Type

As of February 28, 2017
Of Funds Managed By County Treasurer Office

Financial Institution Account / Investment Type	Cash Balances As Of February 28, 2017
Security State Bank & Trust County Depository	
Checking Accounts	
General ... multi-fund account	2,713.29
COB 2001, GOB Series 2010 ... Interest & Sinking	1.00
County Attorney Hot Check Fund	6,907.74
Appellate Judicial ... CLOSED	0.00
Justice of Peace No 1	55,406.50
Justice of Peace No 2	25,510.50
County Clerk Operating	87,987.95
District Clerk Operating	77,119.10
GOB Series 2013 ... Jail Project	1.00
GOB Series 2013 ... Interest & Sinking	<u>1.00</u>
	<u>255,648.08</u>
Sweep Accounts	
General ... multi-fund account	16,838,904.97
GOB Series 2013 ... Jail Project	37,133.46
COB 2001, GOB Series 2010 ... Interest & Sinking	26,686.57
GOB Series 2013 ... Interest & Sinking	<u>222,563.53</u>
	<u>17,125,288.53</u>
Certificate of Deposit ... General Fund (10.)	
0.40% per annum, paid monthly .. maturity 02.11.2018	100,000.00
0.35% per annum, paid monthly .. maturity 05.02.2017	100,000.00
0.40% per annum, paid monthly .. maturity 02.28.2018	100,000.00
0.40% per annum, paid monthly .. maturity 10.29.2017	100,000.00
0.35% per annum, paid monthly .. maturity 03.04.2017	250,000.00
0.35% per annum, paid monthly .. maturity 04.01.2017	500,000.00
0.40% per annum, paid monthly .. maturity 07.01.2017	500,000.00
0.40% per annum, paid monthly .. maturity 10.01.2017	500,000.00
maturity 01.01.2017 .. CLOSED	0.00
	<u>2,150,000.00</u>
	<u>19,530,936.61</u>
TaxPool Investment Service for Public Funds	
Investment Pool	
General ... multi-fund account	3,501,695.58
Interest & Sinking	714.19
District Clerk Holding In Trust	18,108.63
County Clerk Holding In Trust	121,125.55
GOB Series 2013 ... Jail Project	0.00
	<u>3,641,643.95</u>



Portfolio by Investment Type As of February 28, 2017	
1	255,648.08
2	4,550,000.00
3	3,895,554.67
4	<u>17,125,288.53</u>
	25,826,491.28
	Total



Portfolio by Financial Institution As of February 28, 2017	
1	19,530,936.61
2	3,641,643.95
3	253,910.72
4	<u>2,400,000.00</u>
	25,826,491.28
	Total

GILLESPIE COUNTY, TEXAS
Portfolio Asset Summary By Investment Type
As of February 28, 2017
Of Funds Managed By County Treasurer Office

Financial Institution Account / Investment Type	Cash Balances As Of February 28, 2017
Texas Class	
Investment Service for Public Funds	
Investment Pool	
GOB Series 2013 ... Jail Project	253,910.72 253,910.72 253,910.72
Bianco National Bank	
Certificate of Deposit .. General Fund (10.)	
0.45% per annum, paid monthly .. maturity 11.07.2017	100,000.00
0.45% per annum, paid monthly .. maturity 02.11.2018	100,000.00
0.45% per annum, paid monthly .. maturity 01.02.2018	100,000.00
0.45% per annum, paid monthly .. maturity 07.19.2017	100,000.00
0.45% per annum, paid monthly .. maturity 03.07.2017	100,000.00
0.45% per annum, paid monthly .. maturity 09.07.2017	100,000.00
0.45% per annum, paid monthly .. maturity 10.07.2017	100,000.00
0.45% per annum, paid monthly .. maturity 05.28.2017	100,000.00
0.45% per annum, paid monthly .. maturity 05.28.2017	100,000.00
0.45% per annum, paid monthly .. maturity 08.02.2017	100,000.00
0.45% per annum, paid monthly .. maturity 11.02.2017	100,000.00
0.45% per annum, paid monthly .. maturity 12.02.2017	100,000.00
0.45% per annum, paid monthly .. maturity 04.18.2017	100,000.00
0.45% per annum, paid monthly .. maturity 11.22.2017	100,000.00
0.45% per annum, paid monthly .. maturity 01.30.2018	100,000.00
0.45% per annum, paid monthly .. maturity 01.30.2018	100,000.00
0.45% per annum, paid monthly .. maturity 03.05.2017	100,000.00
0.45% per annum, paid monthly .. maturity 04.01.2017	100,000.00
0.45% per annum, paid monthly .. maturity 12.01.2017	100,000.00
0.45% per annum, paid monthly .. maturity 04.01.2017	100,000.00
0.45% per annum, paid monthly .. maturity 04.01.2017	100,000.00
0.45% per annum, paid monthly .. maturity 04.15.2017	100,000.00
0.45% per annum, paid monthly .. maturity 06.01.2017	100,000.00
0.45% per annum, paid monthly .. maturity 06.15.2017	100,000.00
	2,400,000.00 2,400,000.00 2,400,000.00
Total	25,826,491.28

GILLESPIE COUNTY, TEXAS

Portfolio Asset Summary vs. Security Holdings
As of February 28, 2017

For Funds Held by the County Treasurer and All Fee Offices

Financial Institution Account / Investment Type	Cash Balances as of February 28, 2017	Financial Institution Pledge / Security Holdings
Security State Bank & Trust County Depository	Account Balances	Pledge / Security Holdings
County Treasurer Managed Accounts		
Checking Accounts		
General Checking ... multi-fund account	2,713.29	
COB Series 2001, GORefunding 2010 ... Interest & Sinking	1.00	
County Attorney Hot Check Fund	6,907.74	
Appellate Judicial ... CLOSED	0.00	
Justice of Peace No 1	55,406.50	
Justice of Peace No 2	25,510.50	
County Clerk Operating	87,987.95	
District Clerk Operating	77,119.10	
GOB Series 2013 ... Jail Project	1.00	
GOB Series 2013 ... Interest & Sinking	<u>1.00</u>	<u>255,648.08</u>
Sweep Accounts		
General ... multi-fund account	16,838,904.97	
GOB Series 2013 ... Jail Project	37,133.46	
COB Series 2001, GORefunding 2010 ... Interest & Sinking	26,686.57	
GOB Series 2013 ... Interest & Sinking	<u>222,563.53</u>	<u>17,125,288.53</u>
County Treasurer Managed Investments		
Certificates of Deposit .. General Fund (10.)		
0.40% per annum, paid monthly .. maturity 02.11.2018	100,000.00	
0.35% per annum, paid monthly .. maturity 05.02.2017	100,000.00	
0.40% per annum, paid monthly .. maturity 02.28.2018	100,000.00	
0.40% per annum, paid monthly .. maturity 10.29.2017	100,000.00	
0.35% per annum, paid monthly .. maturity 03.04.2017	250,000.00	
0.35% per annum, paid monthly .. maturity 04.01.2017	500,000.00	
0.40% per annum, paid monthly .. maturity 07.01.2017	500,000.00	
0.40% per annum, paid monthly .. maturity 10.01.2017	500,000.00	
0.35% per annum, paid monthly .. maturity 01.01.2017 ... CLOSED	<u>0.00</u>	<u>2,150,000.00</u>

GILLESPIE COUNTY, TEXAS

Portfolio Asset Summary vs. Security Holdings
As of February 28, 2017

For Funds Held by the County Treasurer and All Fee Offices

Financial Institution Account / Investment Type	Cash Balances as of February 28, 2017	Financial Institution Pledge / Security Holdings
Security State Bank & Trust County Depository		
Account Balances		
Tax Assessor-Collector Managed Accounts ... new accounts effective 01.01.2017		
Checking Accounts		
TA-C Operating Account	19,467.57	
TXP&WL	2,248.38	
MVD	25,559.42	
MVD Sales Tax	254,845.01	
MVD Title	2,781.13	
Road & Bridge Fee	5,171.48	310,072.99
Tax Assessor-Collector Managed Accounts ... old accounts		
Checking Accounts		
TA-C Operating Account	23,594.07	
TXP&WL	551.19	
MVD	0.00	
MVD Sales Tax	862.83	
City of Fredericksburg Ad Valorem	88.95	
MVD Title	0.00	
Road & Bridge Fee	6,089.59	
Fredericksburg ISD Ad Valorem	7,590.13	
Escrow (Ad Valorem Property)	33.84	
VIT (Vehicle Inventory Tax) Escrow	1,571.31	
Harper ISD Ad Valorem	15.73	
Gillespie County WCID Ad Valorem	0.05	
Doss CCSD Ad Valorem	0.00	
Stonewall WCID Ad Valorem	0.00	
Hill Country Underground WCID Ad Valorem	0.00	
Gillespie County Ad Valorem	104.93	40,502.62
TAC Total	350,575.61	

GILLESPIE COUNTY, TEXAS

Portfolio Asset Summary vs. Security Holdings
 As of February 28, 2017

For Funds Held by the County Treasurer and All Fee Offices

Financial Institution Account / Investment Type	Cash Balances as of February 28, 2017		Financial Institution Pledge / Security Holdings	
Security State Bank & Trust County Depository	Account Balances		Pledge / Security Holdings	
County Clerk Managed Account				
Checking Account				
County Clerk Escrow	50,972.48	50,972.48		
Sheriff Managed Account				
Checking Account				
Sheriff Bail Bond Account	62,900.00			
Sheriff Inmate	12,248.36			
Sheriff Commissary	9,329.07	84,477.43		
District Clerk Managed Account				
Checking Account				
District Clerk Trust	62,970.25	62,970.25	22,408,385.77	SSB&T Pledged Securities..par value / current face
			23,175,896.82	SSB&T Pledged Securities..book value
			23,389,828.21	SSB&T Pledged Securities..fair market value
			250,000.00	FDIC Coverage / Demand Deposits @ SSB&T
			250,000.00	FDIC Coverage / Time Deposits @ SSB&T
		20,079,932.38	23,889,828.21	

GILLESPIE COUNTY, TEXAS

Portfolio Asset Summary vs. Security Holdings
As of February 28, 2017

For Funds Held by the County Treasurer and All Fee Offices

Financial Institution Account / Investment Type	Cash Balances as of February 28, 2017	Financial Institution Pledge / Security Holdings
TexPool		
Investment Service for Public Funds		
County Treasurer Managed Investments		
Investment Pool Accounts		
General ... multi-fund account Interest & Sinking - COB Series 2001/GOB Series 2010	3,501,695.58 714.19	
District Clerk Holding County Clerk Holding	18,108.63 121,125.55	
GOB Series 2013 ... Jail Project	0.00	
	3,641,643.95	3,641,643.95
Net Asset Value ... TexPool seeks to maintain a net asset value of \$1.00 (+/- 0.005 allowable) and is designed to be used for investments of funds which may be needed at any time. February 28, 2017, net asset value 1.00023		

Financial Institution Account / Investment Type	Cash Balances as of February 28, 2017	Financial Institution Pledge / Security Holdings
Texas Class		
Investment Service for Public Funds		
County Treasurer Managed Investments		
Investment Pool Account		
GOB Series 2013 ... Jail Project	253,910.72	
	253,910.72	253,910.72
Net Asset Value ... Texas Class seeks to maintain a net asset value of \$1.00 (+/- 0.005 allowable) and is designed to be used for investments of funds which may be needed at any time. February 28, 2017, net asset value 1.00		

GILLESPIE COUNTY, TEXAS

Portfolio Asset Summary vs. Security Holdings
As of February 28, 2017

For Funds Held by the County Treasurer and All Fee Offices


Financial Institution Account / Investment Type		Cash Balances as of February 28, 2017	Financial Institution Pledge / Security Holdings
Blanco National Bank		Account Balances	Pledge / Security Holdings
County Treasurer Managed Investments			
Certificates of Deposit .. General Fund (10.)			
0.45% per annum, paid monthly .. maturity 11.07.2017	100,000.00		
0.45% per annum, paid monthly .. maturity 02.11.2018	100,000.00		
0.45% per annum, paid monthly .. maturity 01.02.2018	100,000.00		
0.45% per annum, paid monthly .. maturity 07.19.2017	100,000.00		
0.45% per annum, paid monthly .. maturity 03.07.2017	100,000.00		
0.45% per annum, paid monthly .. maturity 09.07.2017	100,000.00		
0.45% per annum, paid monthly .. maturity 10.07.2017	100,000.00		
0.45% per annum, paid monthly .. maturity 05.28.2017	100,000.00		
0.45% per annum, paid monthly .. maturity 05.28.2017	100,000.00		
0.45% per annum, paid monthly .. maturity 08.02.2017	100,000.00		
0.45% per annum, paid monthly .. maturity 11.02.2017	100,000.00		
0.45% per annum, paid monthly .. maturity 12.02.2017	100,000.00		
0.45% per annum, paid monthly .. maturity 04.18.2017	100,000.00		
0.45% per annum, paid monthly .. maturity 11.22.2017	100,000.00		
0.45% per annum, paid monthly .. maturity 01.30.2018	100,000.00		
0.45% per annum, paid monthly .. maturity 01.30.2018	100,000.00		
0.45% per annum, paid monthly .. maturity 03.05.2017	100,000.00		
0.45% per annum, paid monthly .. maturity 04.01.2017	100,000.00		
0.45% per annum, paid monthly .. maturity 12.01.2017	100,000.00		
0.45% per annum, paid monthly .. maturity 04.01.2017	100,000.00		
0.45% per annum, paid monthly .. maturity 04.01.2017	100,000.00		
0.45% per annum, paid monthly .. maturity 04.15.2017	100,000.00		
0.45% per annum, paid monthly .. maturity 06.01.2017	100,000.00		
0.45% per annum, paid monthly .. maturity 06.15.2017	100,000.00		
	2,400,000.00	2,400,000.00	2,563,506.70
			BNB Pledged Securities, par value
			BNB Pledged Securities, book value
			BNB Pledged Securities, fair market value
			FDIC Coverage @ BNB

GILLESPIE COUNTY, TEXAS

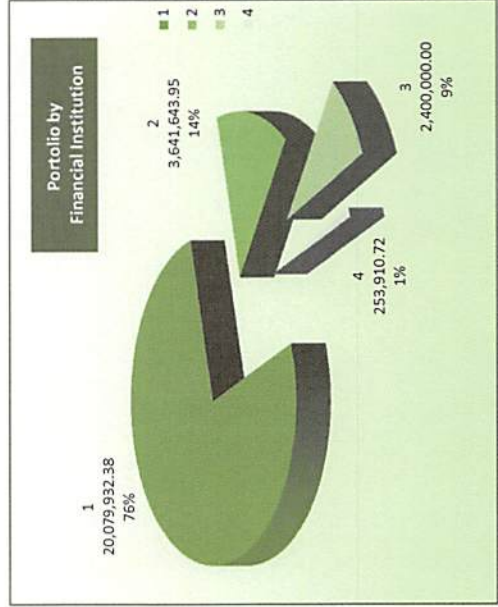
Portfolio Asset Summary vs. Security Holdings
As of February 28, 2017

For Funds Held by the County Treasurer and All Fee Offices

Financial Institution Account / Investment Type	Cash Balances as of February 28, 2017	As Of February 28, 2017	As Of February 28, 2017	Financial Institution Pledge / Security Holdings
Total Assets		26,375,487.05	30,348,889.58	Total Securities



1	804,643.85	Checking Accounts
2	17,125,288.53	Sweep Accounts
3	3,895,554.67	Investment Pools
4	4,550,000.00	Certificates of Deposit
26,375,487.05		Total



1	20,079,932.38	Security State Bank & Trust
2	3,641,643.95	TexPool
3	2,400,000.00	Blanco National Bank
4	253,910.72	Texas Class
26,375,487.05		Total

GILLESPIE COUNTY, TEXAS

Portfolio Asset Summary vs. Security Holdings
 As of February 28, 2017

For Funds Held by the County Treasurer and All Fee Offices

Financial Institution Account / Investment Type	Cash Balances as of February 28, 2017	Financial Institution Pledge / Security Holdings
--	--	---

Deposit and Investment Risk Disclosure
<p>General Statement ... The County continues to take a conservative approach to investment of county funds. Investment strategies are built on cash flow versus fund name. County funds are predominantly invested in TexPool ... an investment service for public funds ... and certificate of deposits. Depository interest-bearing checking accounts are used more as clearing accounts than a type of investment.</p> <p>The General Checking Account (multi-fund account) ... interest-bearing, with a one dollar (\$1.00) threshold ... is attached to a sweep account with a \$25,000.00 required minimum balance. This holds the same for the GOB Series 2013 Account ... it is interest-bearing, with a one dollar (\$1.00) threshold ... and is attached to a sweep account with a \$25,000.00 required minimum balance.</p> <p>Custodial Risk .. All deposits/investments with any banking institution are collateralized over 100%, all collateral (exclusive FDIC coverage) is placed with a third party that is not a depository of the County, and collateral is pledged to Gillespie County.</p> <p>Interest Rate Risk .. The County does not have a formal investment policy that limits investment maturities as a means of managing its exposure to fair value losses arising from changing interest rates.</p> <p>At February 28, 2017, the County had no investments other than those in an investment pool that would be effected.</p> <p>Certificates of Deposit are normally held at one year maturities and maturity dates are staggered.</p> <p>Occasionally CD's are originally invested for periods of less or over a year to optimize a staggered portfolio.</p> <p>CD's are held at face values with interests paid to the County monthly.</p> <p>Credit Risk .. At February 28, 2017, the County has no investments in commercial paper, corporate bonds, mutual funds.</p> <p>At February 28, 2017, TexPool was rated AAAm by Standard & Poor's.</p> <p>At February 28, 2017, Texas Class was rated AAAm by Standard & Poor's.</p> <p>Concentration of Credit Risk .. The County does not place any limit on the amount the County may invest with any type of investment or issuer.</p> <p>However, considering the current economy the County has kept lower concentrations in any one issuer.</p> <p>At February 28, 2017, the County had its assets/investments invested by investment type</p> <ul style="list-style-type: none"> 14.7696 % in investment pools 17.2509 % in certificate of deposit(s) 3.0507 % in checking, money market, passbook accounts 64.9288 % in sweep accounts <p>At February 28, 2017, the County had its assets/investments invested by issuer</p> <ul style="list-style-type: none"> 13.8069 % in TexPool 76.1310 % in Security State Bank & Trust 9.0994 % in Blanco National Bank 0.9627 % in Texas Class

**FY2016-2017
Gillespie County, Texas
County Treasurer Monthly Financial Statement
All Funds Managed by County Treasurer**



For Period Ended February 28, 2017

**Laura Lundquist, CCT, CIO
Gillespie County Treasurer**


Maintenance & Operating, COB & GOB Operating, COB & GOB I&S, Special Revenue, Special Revenue..Grants, Trust and Agency							
Month	01.31.2017				FY2017	FY2016	02.28.2017
To Date	Cash Balance	Receipts	Disbursements	Allocations	Adjustments	Adjustments	Cash Balance
Maintenance & Operating (M&O)	19,730,140.88	3,876,022.81	1,201,872.29				22,404,291.40
COB & GOB Operating	290,834.88	210.30					291,045.18
COB & GOB I&S	1,010,979.51	197,743.70	954,932.50				253,790.71
Special Revenue	1,873,066.24	99,494.24	16,302.40				1,956,258.08
Special Revenue ... Grants	484.97						484.97
Trust and Agency	505,091.11	105,510.82	5,166.22				605,435.71
Totals	23,410,597.59	4,278,981.87	2,178,273.41	0.00	0.00	0.00	25,511,306.05
County Funds							

Year	09.30.2016				FY2017	FY2016	02.28.2017
To Date	Cash Balance	Receipts	Disbursements	Allocations	Adjustments	Adjustments	Cash Balance
Maintenance & Operating (M&O)	13,887,301.85	15,552,839.80	7,035,370.67		(479.58)		22,404,291.40
COB & GOB Operating	290,019.50	1,025.68					291,045.18
COB & GOB I&S	427,394.94	782,078.27	955,682.50				253,790.71
Special Revenue	2,198,365.53	430,835.93	672,943.38				1,956,258.08
Special Revenue ... Grants	484.97						484.97
Trust and Agency	590,663.33	539,090.68	524,318.30				605,435.71
Totals	17,394,230.12	17,305,870.36	9,188,314.85	0.00	(479.58)	0.00	25,511,306.05
County Funds							

Clerks of the Courts Trust Funds							
Month	01.31.2017				FY2017	FY2016	02.28.2017
To Date	Cash Balance	Receipts	Disbursements	Allocations	Adjustments	Adjustments	Cash Balance
District Clerk Trust	18,100.81	7.82					18,108.63
County Clerk Trust	121,073.64	51.91					121,125.55
Totals	139,174.45	59.73	0.00	0.00	0.00	0.00	139,234.18
Clerk Trusts							

Year	09.30.2016				FY2017	FY2016	02.28.2017
To Date	Cash Balance	Receipts	Disbursements	Allocations	Adjustments	Adjustments	Cash Balance
District Clerk Trust	18,073.71	34.92					18,108.63
County Clerk Trust	120,892.46	233.09					121,125.55
Totals	138,966.17	268.01	0.00	0.00	0.00	0.00	139,234.18
Clerk Trusts							

Respectfully submitted,


 Laura Lundquist, CCT, CIO
 Gillespie County Treasurer

The State of Texas, County of Gillespie

Before me, the undersigned authority, this day personally appeared Laura Lundquist, County Treasurer, to me well known, who, being duly sworn, desposes and says that the above and foregoing report is true and correct.

Witness my hand and seal of this office, this _____ day of _____, _____ A.D.

 County Clerk
 County of Gillespie, State of Texas

Compared, examined, and accepted in open Commissioners Court this _____ day of _____, _____ A.D.

 County Judge

 Commissioner Pct No 1

 Commissioner Pct No 2

 Commissioner Pct No 3

 Commissioner Pct No 4