



FY2016-2017

## GILLESPIE COUNTY, TEXAS

### COUNTY TREASURER MONTHLY FINANCIAL REPORT

For The Period Ended  
January 31, 2017

Unaudited

LAURA LUNDQUIST, CCT, CIO  
GILLESPIE COUNTY TREASURER

1. Cash/Investment Balances All Funds  
For Period Ended January 31, 2017
2. Statement of Receipts, Disbursements, Electronic Funds Transfers, Payroll,  
Interfund Allocations, Adjustments, and Investments All Funds  
Month to Date by Fund
3. Statement of Receipts, Disbursements, Electronic Funds Transfers, Payroll,  
Interfund Allocations, Adjustments, and Investments All Funds  
Fiscal Year to Date by Fund
4. Statement of Maintenance & Operating Funds  
FY2005 through January 31, 2017  
General Fund  
Road & Bridge Funds ... County Wide, Precinct No 1, Precinct No 2, Precinct No 3, Precinct No 4
5. Fund Cash/Investment Balance Comparison by Fiscal Year by Fund  
Active and Inactive Funds  
FY2004 through January 31, 2017
6. Overall Cash/Investment Balance Comparison by Month  
FY1985 through January 31, 2017
7. County Sales Tax ... Effective January 01, 1988  
Allocation Summary of Sales Tax Receipts  
1988 through January 31, 2017  
  
Statement of Repayment of Erroneous Receipt of Sales Tax  
1997 through September 30, 2016 ... Paid Off FY2016
8. Hotel Occupancy Tax (HOT) ... Effective January 01, 2007  
Summary of HOT Receipts and Expenditures  
For the Period of January 01, 2007 through January 31, 2017
9. Certificates of Obligation Bonds ... Interest & Sinking  
Statement of Bond Redemptions & Interest Payment Schedule  
GO Refunding Bonds, Series 2010  
Refunding of COB Series 2001, Post Office & Clinic Building Properties



10. General Obligation Bonds ... Interest & Sinking  
Statement of Bond Redemptions & Interest Payment Schedule  
GOB Series 2013, Jail Construction Project
11. Lease / Purchase Finance Capital Equipment  
Statement of Principal & Interest Payment Schedule  
Road & Bridge Departments – Contract No 6451, December.2013
  - o Countywide
  - o Precinct No 1
  - o Precinct No 2
  - o Precinct No 3
  - o Precinct No 4
12. Public Property Finance ... Law Enforcement Radio System Upgrade  
Statement of Principal & Interest Payment Schedule  
Sheriff Office --- Contract No 6774, November.2014
13. District Clerk Trust Funds ... Statement of Holding in Trust Funds As Managed by County Treasurer  
As of January 31, 2017
14. County Clerk Trust Funds ... Statement of Holding in Trust Funds As Managed by County Treasurer  
As of January 31, 2017
15. Investment Performance Summary ... Certificate(s) of Deposit  
As of January 31, 2017
16. County Treasurer Portfolio Asset Summary by Investment Type  
As of January 31, 2017
17. County Portfolio Asset Summary vs Security Holdings  
As of January 31, 2017
18. Detailed Listing of Receipts to All Funds  
For January.2017
19. Detailed Listing of Disbursements from All Funds  
For January.2017
20. Detailed Listing of Electronic Funds Transfers from All Funds  
For January.2017
21. Detailed Listing of Interfund Allocations to/from All Funds  
For January.2017
22. Detailed Listing of Payroll Distribution All Funds  
For January.2017
23. Financial Summary Recap Affidavit  
As of January 31, 2017

## GILLESPIE COUNTY, TEXAS

### Cash and Investment Balances All Funds Managed by County Treasurer

For Period Ended January 31, 2017

FUNDS LISTING BY CATEGORY		
<p><b>GENERAL and ROAD &amp; BRIDGE FUNDS</b>                      Maintenance &amp; Operating Funds</p> <p style="margin-left: 40px;">General Fund 17,311,336.71                      Road &amp; Bridge Funds ...                          County Wide 1,992,421.76                          Precinct No 1 41,579.47                          Precinct No 2 174,875.09                          Precinct No 3 105,150.14                          Precinct No 4 <u>104,777.71</u>                      Sub-total Road &amp; Bridge Funds 2,418,804.17</p> <p><b>SPECIAL REVENUE FUNDS</b></p> <p style="margin-left: 40px;">Law Library 2,709.87                      Lateral Road ...                          Precinct No 1 6,658.22                          Precinct No 2 6,683.25                          Precinct No 3 6,658.22                          Precinct No 4 6,658.22                      Sub-total Lateral Road Funds 26,657.91</p> <p style="margin-left: 40px;">Probate ...                          Training 4,431.77                          Guardianship Program 29,108.70                      Sub-total Probate Funds 33,540.47</p> <p style="margin-left: 40px;">Court Reporter Service 4,118.11                      County Records Management 71,686.85                      County Clerk Records Management 138,439.14                          Sheriff Forfeiture 46,269.77                          Sheriff Abandoned Vehicle 1,208.22                          Sheriff Equitable Sharing 1,208.68                      Justice Court Bldg Security 32,242.16                          Courthouse Security 22,664.64                      District Clerk Records Management 9,303.00                      County &amp; District Court Technology 21,489.27                          Occupancy Tax 611,170.21                          Pretrial Intervention 130,525.71                      Justice Court Technology 123,377.25                          Airport Operating 575,559.83                          LEOSE Training--Sheriff 5,436.41                          LEOSE Training--Constable No 1 8,702.83                          LEOSE Training--Constable No 2 6,649.16                          Tax Assessor - M V I <u>106.75</u></p> <p><b>SPECIAL REVENUE FUNDS ... GRANTS</b></p> <p style="margin-left: 40px;">Grants ... General, Energy Efficiency 0.00                      Grants ... Law Enforcement, Emergency Services P25 Compliant Radio 0.00                          PML Loan Star Library 258.39                          PML PAC-Pug 211.40                      Airport Capital Project Grant <u>15.18</u></p>		<p><b>CASH and INVESTMENTS</b></p> <p style="margin-left: 40px;"><u>19,730,140.88</u></p> <p style="margin-left: 40px;"><u>1,873,066.24</u></p> <p style="margin-left: 40px;"><u>484.97</u></p>

## GILLESPIE COUNTY, TEXAS

### Cash and Investment Balances All Funds Managed by County Treasurer

For Period Ended January 31, 2017

FUNDS LISTING BY CATEGORY <small>(continued)</small>			
<b>CERTIFICATES OF OBLIGATION BONDS</b>			
and			
<b>GENERAL OBLIGATION BONDS</b>			
...			
<b>Operating Accounts</b>			
GOB Series 2013 ... Jail Project	<u>290,834.88</u>	<u>290,834.88</u>	
<b>CERTIFICATES OF OBLIGATION BONDS</b>			
and			
<b>GENERAL OBLIGATION BONDS</b>			
...			
<b>Interest &amp; Sinking Accounts</b>			
COB Series 2001/GOB Refunding Series 2010 ... Interest & Sinking	157,717.16		
GOB Series 2013 ... Interest & Sinking	<u>853,262.35</u>	<u>1,010,979.51</u>	
<b>TRUST and AGENCY FUNDS</b>			
Criminal Justice	1,264.70		
Waste Water (State Fee)	330.00		
County Attorney Hot Check	4,746.27		
McDermott (PML)	110,661.81		
Breiten (PML)	196,993.20		
Justice Of The Peace No. 1	30,350.58		
Justice Of The Peace No. 2	15,799.12		
Appellate Judicial System	445.17		
Alternative Dispute Resolution	775.00		
Unclaimed Monies	57,079.39		
County Clerk Operating	43,625.76		
District Clerk Operating	43,020.11		
Light Up The Block	<u>0.00</u>	<u>505,091.11</u>	<u>23,410,597.59</u>
<b>FUNDS PENDING RELEASE</b>			
Check(s) pending release	0.00		
EFT(s) pending release	<u>0.00</u>	<u>0.00</u>	<u>0.00</u>
<b>CHANGE FUNDS</b>			
General Fund (F.10) ... cash provider to various offices	3,000.00		
Sheriff Seizure Fund (F.30)	1,750.00		
County Attorney Hot Check Fund (F.80)	<u>50.00</u>	<u>4,800.00</u>	<u>4,800.00</u>

## GILLESPIE COUNTY, TEXAS

### Cash and Investment Balances All Funds Managed by County Treasurer

For Period Ended January 31, 2017

FUNDS LISTING BY CATEGORY <small>(continued)</small>				
<b>UNALLOCATED MONIES</b>				
<b>Checking Accounts</b>				
Justice of Peace No 2 Checking...unaccountable funds from 02.28.1999 ... date check book was turned over to County Treasurer	(98.56)			
Justice of Peace No 2 Checking...credit card payment pending	324.00			
Justice of Peace No 2 Checking...credit card reversal pending	110.00			
Justice of Peace No 1 Checking...	0.00			
General Checking...U.S.Dept of Treasury direct deposit	200.00			
General Checking...incorrect receipt entry	(179.84)			
District Clerk Checking...	0.00			
County Attorney Hot Check Checking...	0.00			
COB 2001/REF 2010 Checking...	0.00			
GOB 2013 Project Checking...	0.00			
Appellate Checking...	0.00			
County Clerk Checking...NSF not posted	(27.00)	<u>328.60</u>		
<b>Investment Pools ... Investment Service For Public Funds</b>				
TexPool ... General	0.00			
TexPool ... COB Series 2001/GOB Series 2010 Interest & Sinking	0.00			
TexPool ... GOB Series 2013 Jail Project	0.00			
Texas Class ... GOB Series 2013 Jail Project	<u>0.00</u>	<u>0.00</u>		
<b>Other Unallocated Funds</b>				
none reported	<u>0.00</u>	<u>0.00</u>	<u>328.60</u>	<b><u>23,415,726.19</u></b>

**GILLESPIE COUNTY, TEXAS**

**Cash and Investment Balances  
 All Funds Managed by County Treasurer**

**For Period Ended January 31, 2017**

<b>CHECKING and INVESTMENT ACCOUNTS</b>			
<b>CHECKING ACCOUNTS</b>			
GENERAL OPERATING ... Interest Bearing Checking	1,327.55		
Cash On Hand	0.00		
Deposit In Process	2,661.86		
Deposit In Process	15.00		
Deposit In Process	6.00		
Deposit In Process	0.00		
State Comp Direct Deposit In Process	1,074.31		
Online Transfer	(5,013.93)		
Online Transfer	(24,782.81)		
Online Transfer	0.00		
Outstanding Financial Checks	(49,299.94)		
Outstanding Payroll Checks	(6,890.56)		
Check(s) pending release	0.00	(80,902.52)	
GENERAL OPERATING ... Interest Bearing Sweep Account			
Sweep of General Operating Checking	14,001,969.51	14,001,969.51	
COB Series 2001 / GORefuding Series 2010 INTEREST & SINKING Checking	1.00		
Cash On Hand	0.00		
Online Transfer	5,013.93		
Online Transfer	0.00		
Outstanding Checks	0.00	5,014.93	
COB Series 2001 / GORefuding Series 2010 INTEREST & SINKING ...			
Interest Bearing Sweep Account			
Sweep of General Operating Checking	151,988.32	151,988.32	
COUNTY ATTORNEY HOT CHECK ... Interest Bearing Checking	7,270.94		
Cash On Hand	0.00		
Deposit In Process	53.10		
Online Transfer	0.00		
Outstanding Checks	(2,577.77)	4,746.27	
JUSTICE OF THE PEACE No 1 ... Interest Bearing Checking	30,799.28		
Cash On Hand	0.00		
Deposit In Process	1,166.00		
Online Transfer	0.00		
Outstanding Checks	(1,614.70)	30,350.58	

**GILLESPIE COUNTY, TEXAS**

**Cash and Investment Balances  
 All Funds Managed by County Treasurer**

**For Period Ended January 31, 2017**

<b>CHECKING and INVESTMENT ACCOUNTS (continued)</b>			
<b>CHECKING ACCOUNTS ... Continued</b>			
JUSTICE OF THE PEACE No 2 ... Interest Bearing Checking	16,501.96		
Cash On Hand	0.00		
Deposit In Process	110.00		
Online Transfer	0.00		
Outstanding Checks	<u>(477.40)</u>	<u>16,134.56</u>	
COUNTY CLERK ... Interest Bearing Checking	41,397.47		
Cash On Hand	0.00		
Deposit In Process	1,051.00		
Deposit In Process	1,619.10		
Deposit In Process	42.00		
Online Transfer	0.00		
Outstanding Checks ... checks outstanding prior to 10.01.2009	<u>(108.50)</u>		
Outstanding Checks ... outstanding checks post 09.30.2009	<u>(402.31)</u>	<u>43,598.76</u>	
DISTRICT CLERK ... Interest Bearing Checking	66,827.12		
Cash On Hand	0.00		
Deposit In Process	939.00		
Online Transfer	0.00		
Outstanding Checks ... checks outstanding prior to 10.01.2009	<u>(4,361.86)</u>		
Outstanding Checks ... outstanding checks post 09.30.2009	<u>(20,384.15)</u>	<u>43,020.11</u>	
GOB SERIES 2013 - Jail Project ... Interest Bearing Checking	1.00		
Cash On Hand	0.00		
Online Transfer	0.00		
Deposit In Process	0.00		
Outstanding Checks	<u>0.00</u>	<u>1.00</u>	
GOB SERIES 2013 - Jail Project ... Interest Bearing Sweep Account			
Sweep of GOB 2013 Jail Project Checking	<u>37,112.10</u>	<u>37,112.10</u>	
GOB SERIES 2013 - Interest & Sinking ... Interest Bearing Checking	1.00		
Cash On Hand	0.00		
Online Transfer	24,782.81		
Online Transfer	0.00		
Online Transfer	0.00		
Outstanding Checks	<u>0.00</u>	<u>24,783.81</u>	
GOB SERIES 2013 - Interest & Sinking ... Interest Bearing Sweep Account			
Sweep of GOB 2013 Interest & Sinking Sweep	<u>828,478.54</u>	<u>828,478.54</u>	<u>15,106,295.97</u>

**GILLESPIE COUNTY, TEXAS**

**Cash and Investment Balances  
 All Funds Managed by County Treasurer**

**For Period Ended January 31, 2017**

**CHECKING and INVESTMENT ACCOUNTS (continued)**

**TIME CERTIFICATE OF DEPOSIT(s)**

All General Fund (10.) Investments

**Blanco National Bank**

BNB CD .. 0.45% per annum, paid monthly .. 11.07.2017 maturity	100,000.00	
BNB CD .. 0.45% per annum, paid monthly .. 02.11.2017 maturity	100,000.00	
BNB CD .. 0.45% per annum, paid monthly .. 01.02.2018 maturity	100,000.00	
BNB CD .. 0.45% per annum, paid monthly .. 07.19.2017 maturity	100,000.00	
BNB CD .. 0.45% per annum, paid monthly .. 03.07.2017 maturity	100,000.00	
BNB CD .. 0.45% per annum, paid monthly .. 09.07.2017 maturity	100,000.00	
BNB CD .. 0.45% per annum, paid monthly .. 10.07.2017 maturity	100,000.00	
BNB CD .. 0.45% per annum, paid monthly .. 05.28.2017 maturity	100,000.00	
BNB CD .. 0.45% per annum, paid monthly .. 05.28.2017 maturity	100,000.00	
BNB CD .. 0.45% per annum, paid monthly .. 08.02.2017 maturity	100,000.00	
BNB CD .. 0.45% per annum, paid monthly .. 11.02.2017 maturity	100,000.00	
BNB CD .. 0.45% per annum, paid monthly .. 12.02.2017 maturity	100,000.00	
BNB CD .. 0.45% per annum, paid monthly .. 04.18.2017 maturity	100,000.00	
BNB CD .. 0.45% per annum, paid monthly .. 11.22.2017 maturity	100,000.00	
BNB CD .. 0.45% per annum, paid monthly .. 01.30.2018 maturity	100,000.00	
BNB CD .. 0.45% per annum, paid monthly .. 01.30.2018 maturity	100,000.00	
BNB CD .. 0.45% per annum, paid monthly .. 03.05.2017 maturity	100,000.00	
BNB CD .. 0.45% per annum, paid monthly .. 04.01.2017 maturity	100,000.00	
BNB CD .. 0.45% per annum, paid monthly .. 12.01.2017 maturity	100,000.00	
BNB CD .. 0.45% per annum, paid monthly .. 04.01.2017 maturity	100,000.00	
BNB CD .. 0.45% per annum, paid monthly .. 04.01.2017 maturity	100,000.00	
BNB CD .. 0.45% per annum, paid monthly .. 04.15.2017 maturity	100,000.00	
BNB CD .. 0.45% per annum, paid monthly .. 06.01.2017 maturity	100,000.00	
BNB CD .. 0.45% per annum, paid monthly .. 06.15.2017 maturity	<u>100,000.00</u>	<u>2,400,000.00</u>

**Security State Bank & Trust (County Depository)**

SSB&T CD .. 0.35% per annum, paid monthly .. 02.11.2017 maturity	100,000.00	
SSB&T CD .. 0.35% per annum, paid monthly .. 05.02.2017 maturity	100,000.00	
SSB&T CD .. 0.35% per annum, paid monthly .. 02.28.2017 maturity	100,000.00	
SSB&T CD .. 0.40% per annum, paid monthly .. 10.29.2017 maturity	100,000.00	
SSB&T CD .. 0.35% per annum, paid monthly .. 03.04.2017 maturity	250,000.00	
SSB&T CD .. 0.35% per annum, paid monthly .. 04.01.2017 maturity	500,000.00	
SSB&T CD .. 0.40% per annum, paid monthly .. 07.01.2017 maturity	500,000.00	
SSB&T CD .. 0.40% per annum, paid monthly .. 10.01.2017 maturity	500,000.00	
SSB&T CD .. 0.35% per annum, paid monthly .. 01.01.2017 maturity ... closed	<u>0.00</u>	<u>2,150,000.00</u> <u>4,550,000.00</u>



## GILLESPIE COUNTY, TEXAS

### Cash and Investment Balances All Funds Managed by County Treasurer

For Period Ended January 31, 2017

CHECKING and INVESTMENT ACCOUNTS <small>(continued)</small>				
<b>INVESTMENT POOLS ... Investment Service For Public Funds</b>				
<b>TexPool</b>				
GENERAL ... Multi-Fund Account	3,500,194.53			
Deposit In Process	0.00			
Monies In Transit	<u>0.00</u>	<u>3,500,194.53</u>		
COB SERIES 2001/GORefunding SERIES 2010 ... Interest & Sinking	713.91			
Deposit In Process	0.00			
Monies In Transit	<u>0.00</u>	<u>713.91</u>		
GOB SERIES 2013 ... Jail Project	0.00			
Deposit In Process	0.00			
Monies In Transit	<u>0.00</u>	<u>0.00</u>		
<small>TexPool sub-total</small>			<u>3,500,908.44</u>	
<b>Texas Class</b>				
GOB SERIES 2013 ... Jail Project	253,721.78			
Deposit In Process	0.00			
Monies In Transit	<u>0.00</u>	<u>253,721.78</u>	<u>3,754,630.22</u>	
<b>CHANGE FUNDS</b>				
<b>Under General Fund (F.10)</b>				
Tax Office ... Teller Drawers (4)	1,200.00			
Tax Office ... Office Administration	0.00			
County Clerk	100.00			
District Clerk	100.00			
Justice of Peace No 1	200.00			
Justice of Peace No 2	200.00			
Pioneer Memorial Library	100.00			
Sheriff ... Administration	50.00			
Sheriff ... Jail Operations	50.00			
County Treasurer	1,000.00			
County Warehouse	<u>0.00</u>	<u>3,000.00</u>		
<b>Under Sheriff Seizure (F.30)</b>				
Sheriff ... Administrative Office	<u>1,750.00</u>	<u>1,750.00</u>		
<b>Under County Attorney Hot Check (F.80)</b>				
County Attorney	<u>50.00</u>	<u>50.00</u>	<u>4,800.00</u>	<b>23,415,726.19</b>


**GILLESPIE COUNTY, TEXAS**

**Cash and Investment Balances  
 All Funds Managed by County Treasurer**

**For Period Ended January 31, 2017**

DISTRICT CLERK HOLDING				
HOLDING ACCOUNT (s)		CASH and INVESTMENTS		
holding account(s)	<u>18,100.81</u>	<u>18,100.81</u>	<u>18,100.81</u>	<u>18,100.81</u>
<b>INVESTMENT POOLS ... Investment Service For Public Funds</b>				
TEXPOOL ... DISTRICT CLERK HOLDING	18,100.81			
Deposit In Process	0.00			
Monies In Transit	<u>0.00</u>	<u>18,100.81</u>	<u>18,100.81</u>	<u>18,100.81</u>

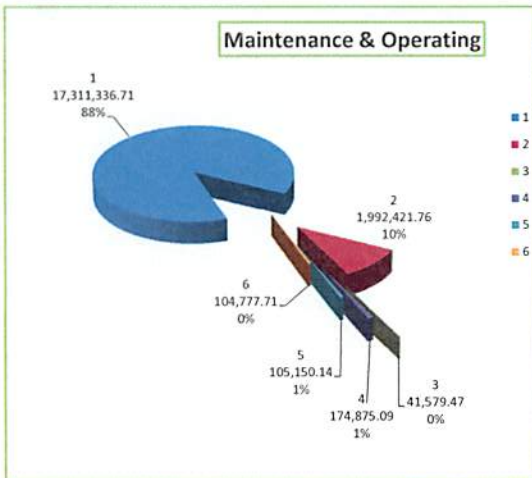
COUNTY CLERK HOLDING				
HOLDING ACCOUNT (s)		CASH and INVESTMENTS		
holding account(s)	<u>121,073.64</u>	<u>121,073.64</u>	<u>121,073.64</u>	<u>121,073.64</u>
<b>INVESTMENT POOLS ... Investment Service For Public Funds</b>				
TEXPOOL ... COUNTY CLERK HOLDING	121,073.64			
Deposit In Process	0.00			
Monies In Transit	<u>0.00</u>	<u>121,073.64</u>	<u>121,073.64</u>	<u>121,073.64</u>

  
 Laura Lundquist, cct, p/o  
 Gillespie County Treasurer  
 Gillespie County, Texas

**GILLESPIE COUNTY, TEXAS**  
**STATEMENT OF**  
**Receipts, Disbursements, Electronic Funds Transfers, Payroll, Interfund Allocations, Adjustments, and Time Investments**  
**of County Funds Managed by County Treasurer**

**For the Period Ended January 31, 2017**

For Current Account Period	Cash Balance as of 12.31.2016	Receipts	Disbursements	Electronic Fund Transfers	Payroll	Total Disbursements	Interfund Allocations In	Interfund Allocations Out	FY2017 Adjustments	FY2016 YE Adjustments	Cash Balances as of 01.31.2017	Time Investments	Adjusted Cash Balance as of 01.31.2017	For Current Account Period
<b>GENERAL and ROAD &amp; BRIDGE ... Maintenance &amp; Operating Funds</b>														<b>GENERAL and ROAD &amp; BRIDGE ... Maintenance &amp; Operating Funds</b>
F10 General	13,524,184.49	4,965,260.74	574,748.33	312,706.53	290,653.66	1,178,108.52					17,311,336.71	5,050,000.00	12,261,336.71	F10 General
<b>Road &amp; Bridge Funds</b>														<b>Road &amp; Bridge Funds</b>
F15 County Wide	1,124,881.53	915,665.39	45,639.71		2,485.45	48,125.16					1,992,421.76		1,992,421.76	F15 County Wide
F16 Precinct No 1	64,627.27	28.70	6,850.18		16,226.32	23,076.50					41,579.47		41,579.47	F16 Precinct No 1
F17 Precinct No 2	201,668.53	97.00	11,534.78		15,355.66	26,890.44					174,875.09		174,875.09	F17 Precinct No 2
F18 Precinct No 3	127,347.61	61.84	3,094.03		19,165.28	22,259.31					105,150.14		105,150.14	F18 Precinct No 3
F19 Precinct No 4	127,212.20	60.99	5,724.22		16,771.26	22,495.48					104,777.71		104,777.71	F19 Precinct No 4
Sub-Total R&B	1,645,737.14	915,913.92	72,842.92	0.00	70,003.97	142,846.89	0.00	0.00	0.00	0.00	2,418,804.17	0.00	2,418,804.17	Sub-Total R&B
<b>Sub-Totals General / Road &amp; Bridge ... Maintenance &amp; Operating Funds</b>	<b>15,169,921.63</b>	<b>5,881,174.66</b>	<b>647,591.25</b>	<b>312,706.53</b>	<b>360,657.63</b>	<b>1,320,955.41</b>	<b>0.00</b>	<b>0.00</b>	<b>0.00</b>	<b>0.00</b>	<b>19,730,140.88</b>	<b>5,050,000.00</b>	<b>14,680,140.88</b>	<b>Sub-Totals General / Road &amp; Bridge ... Maintenance &amp; Operating Funds</b>



1	17,311,336.71	General Fund
2	1,992,421.76	F15 County Wide
3	41,579.47	F16 Precinct No 1
4	174,875.09	F17 Precinct No 2
5	105,150.14	F18 Precinct No 3
6	104,777.71	F19 Precinct No 4
<b>Total</b>	<b>19,730,140.88</b>	

**GILLESPIE COUNTY, TEXAS**  
**STATEMENT OF**  
**Receipts, Disbursements, Electronic Funds Transfers, Payroll, Interfund Allocations, Adjustments, and Time Investments**  
**of County Funds Managed by County Treasurer**

For the Period Ended January 31, 2017

For Current Account Period	Cash Balance as of 12.31.2016	Receipts	Disbursements	Electronic Fund Transfers	Payroll	Total Disbursements	Interfund Allocations In	Interfund Allocations Out	FY2017 Adjustments	FY2016 YE Adjustments	Cash Balances as of 01.31.2017	Time Investments	Adjusted Cash Balance as of 01.31.2017	For Current Account Period
<b>SPECIAL REVENUE</b>														
F20 Law Library	1,362.24	2,310.00	962.37			962.37					2,709.87		2,709.87	F20 Law Library
F21 Lateral Road Precinct Depts														F21 Lateral Road Precinct Depts
Precinct No 1	6,658.22					0.00					6,658.22		6,658.22	Precinct No 1
Precinct No 2	6,683.25					0.00					6,683.25		6,683.25	Precinct No 2
Precinct No 3	6,658.22					0.00					6,658.22		6,658.22	Precinct No 3
Precinct No 4	6,658.22					0.00					6,658.22		6,658.22	Precinct No 4
F24 Probate														F24 Probate
Training	4,410.77	21.00				0.00					4,431.77		4,431.77	Training
Guardianship Program	28,968.70	140.00				0.00					29,108.70		29,108.70	Guardianship Program
F25 Court Reporter	3,233.11	885.00				0.00					4,118.11		4,118.11	F25 Court Reporter
F28 County Records Mgmt	70,734.35	952.50				0.00					71,686.85		71,686.85	F28 County Records Mgmt
F29 County Clerk Records Mgmt	134,297.52	5,900.00	0.28		1,758.10	1,758.38					138,439.14		138,439.14	F29 County Clerk Records Mgmt
F30 Sheriff Forfeiture	46,245.90	23.87				0.00					46,269.77		46,269.77	F30 Sheriff Forfeiture
F93 Sheriff Abandoned Vehicle	1,207.60	0.62				0.00					1,208.22		1,208.22	F93 Sheriff Abandoned Vehicle
F31 Justice Court Bldg Security	32,117.65	124.51				0.00					32,242.16		32,242.16	F31 Justice Court Bldg Security
F32 Courthouse Security	21,239.78	1,424.86				0.00					22,664.64		22,664.64	F32 Courthouse Security
F34 District Clerk Records Mgmt	8,938.00	365.00				0.00					9,303.00		9,303.00	F34 District Clerk Records Mgmt
F35 County & District Courts Technology	20,832.31	656.96				0.00					21,489.27		21,489.27	F35 County & District Courts Technology
F36 Occupancy Tax	553,556.15	57,614.06				0.00					611,170.21		611,170.21	F36 Occupancy Tax
F37 Pretrial Intervention	129,525.71	1,000.00				0.00					130,525.71		130,525.71	F37 Pretrial Intervention
F51 Justice Court Technology	122,831.14	546.11				0.00					123,377.25		123,377.25	F51 Justice Court Technology
F72 Airport Operating	968,367.95	27,713.45	414,760.00		5,761.57	420,521.57				0.00	575,559.83		575,559.83	F72 Airport Operating
F78 LEOSE - Sheriff	5,436.41					0.00					5,436.41		5,436.41	F78 LEOSE - Sheriff
F79 LEOSE- Constable 1	8,702.83					0.00					8,702.83		8,702.83	F79 LEOSE- Constable 1
F82 LEOSE-Constable 2	6,649.16					0.00					6,649.16		6,649.16	F82 LEOSE-Constable 2
F81 Tax Assessor-M V I	106.75					0.00					106.75		106.75	F81 Tax Assessor-M V I
F40 Sheriff Equitable Sharing	1,208.06	0.62				0.00					1,208.68		1,208.68	F40 Sheriff Equitable Sharing
<b>Sub-Totals Special Revenue</b>	<b>2,196,630.00</b>	<b>99,678.56</b>	<b>415,722.65</b>	<b>0.00</b>	<b>7,519.67</b>	<b>423,242.32</b>	<b>0.00</b>	<b>0.00</b>	<b>0.00</b>	<b>0.00</b>	<b>1,873,066.24</b>	<b>0.00</b>	<b>1,873,066.24</b>	<b>Sub-Totals Special Revenue</b>

**GILLESPIE COUNTY, TEXAS**  
**STATEMENT OF**  
**Receipts, Disbursements, Electronic Funds Transfers, Payroll, Interfund Allocations, Adjustments, and Time Investments**  
**of County Funds Managed by County Treasurer**

For the Period Ended January 31, 2017

For Current Account Period	Cash Balance as of 12.31.2016	Receipts	Disbursements	Electronic Fund Transfers	Payroll	Total Disbursements	Interfund Allocations In	Interfund Allocations Out	FY2017 Adjustments	FY2016 YE Adjustments	Cash Balances as of 01.31.2017	Time Investments	Adjusted Cash Balance as of 01.31.2017	For Current Account Period
----------------------------	-------------------------------	----------	---------------	---------------------------	---------	---------------------	--------------------------	---------------------------	--------------------	-----------------------	--------------------------------	------------------	--	----------------------------

SPECIAL REVENUE ... GRANTS														
F11 Grants ... General - Energy Efficiency	0.00					0.00					0.00		0.00	F11 Grants ... General - Energy Efficiency
F11 Grants ... Law Enforcement, Emergency Services P25 Compliant Radio	0.00					0.00					0.00		0.00	F11 Grants ... Law Enforcement, Emergency Services P25 Compliant Radio
F54 PML .. Loan Star Grant	258.39					0.00					258.39		258.39	F54 PML .. Loan Star Grant
F54 PML .. PAC-HUG Grant	211.40					0.00					211.40		211.40	F54 PML .. PAC-HUG Grant
F71 Airport Capital Project Grant	15.18					0.00				0.00	15.18		15.18	F71 Airport Capital Project Grant
<b>Sub-Totals Special Revenue ... Grants</b>	<b>484.97</b>	<b>0.00</b>	<b>0.00</b>	<b>0.00</b>	<b>0.00</b>	<b>0.00</b>	<b>0.00</b>	<b>0.00</b>	<b>0.00</b>	<b>0.00</b>	<b>484.97</b>	<b>0.00</b>	<b>484.97</b>	<b>Sub-Totals Special Revenue ... Grants</b>

CERTIFICATES OF OBLIGATION BONDS and GENERAL OBLIGATION BONDS ... Project Operating Accounts														
F61 GOB Series 2013 ... Jail Project	290,607.96	226.92				0.00					290,834.88		290,834.88	F61 GOB Series 2013 ... Jail Project
<b>Sub-Totals COB ... GOB Operating</b>	<b>290,607.96</b>	<b>226.92</b>	<b>0.00</b>	<b>0.00</b>	<b>0.00</b>	<b>0.00</b>	<b>0.00</b>	<b>0.00</b>	<b>0.00</b>	<b>0.00</b>	<b>290,834.88</b>	<b>0.00</b>	<b>290,834.88</b>	<b>Sub-Totals COB ... GOB Operating</b>

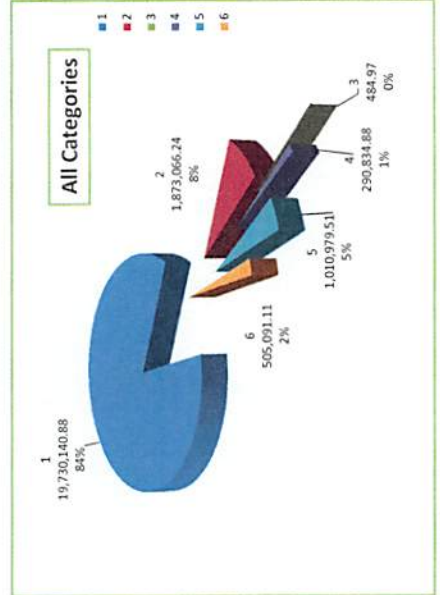
CERTIFICATES OF OBLIGATION BONDS and GENERAL OBLIGATION BONDS ... Interest & Sinking Accounts														
F62 GOB Series 2013 ... Interest & Sinking	588,836.95	264,425.40				0.00					853,262.35		853,262.35	F62 GOB Series 2013 ... Interest & Sinking
F53 COB Series 2001 / GOB Refunding Series 2013 ... Interest & Sinking	104,237.35	53,479.81				0.00					157,717.16		157,717.16	F53 COB Series 2001 / GOB Refunding Series 2013 ... Interest & Sinking
<b>Sub-Totals COB ... GOB I&amp;S</b>	<b>693,074.30</b>	<b>317,905.21</b>	<b>0.00</b>	<b>0.00</b>	<b>0.00</b>	<b>0.00</b>	<b>0.00</b>	<b>0.00</b>	<b>0.00</b>	<b>0.00</b>	<b>1,010,979.51</b>	<b>0.00</b>	<b>1,010,979.51</b>	<b>Sub-Totals COB ... GOB I&amp;S</b>

**GILLESPIE COUNTY, TEXAS**  
**STATEMENT OF**  
**Receipts, Disbursements, Electronic Funds Transfers, Payroll, Interfund Allocations, Adjustments, and Time Investments**  
**of County Funds Managed by County Treasurer**

For the Period Ended January 31, 2017

For Current Account Period	Cash Balance as of 12.31.2016	Receipts	Disbursements	Electronic Fund Transfers	Payroll	Total Disbursements	Interfund Allocations In	Interfund Allocations Out	FY2017 Adjustments	FY2016 YE Adjustments	Cash Balances as of 01.31.2017	Time Investments	Adjusted Cash Balance as of 01.31.2017	For Current Account Period
<b>TRUST and AGENCY</b>														
F22 Criminal Justice	35,300.90	20,773.40		54,809.60		54,809.60					1,264.70		1,264.70	F22 Criminal Justice
F27 Waste Water	730.00	200.00	600.00			600.00					330.00		330.00	F27 Waste Water
F80 County Attorney Hot Check	4,747.64	1,951.24	1,952.61			1,952.61					4,746.27		4,746.27	F80 County Attorney Hot Check
F89 McDermott (PML)	110,604.73	57.08				0.00					110,661.81		110,661.81	F89 McDermott (PML)
F92 Breiten (PML)	197,491.60	101.61	600.01			600.01					196,993.20		196,993.20	F92 Breiten (PML)
F85 Justice Of Peace 1	25,069.55	20,238.22	14,957.19			14,957.19					30,350.58		30,350.58	F85 Justice Of Peace 1
F86 Justice Of Peace 2	16,173.07	15,211.60	15,585.55			15,585.55					15,799.12		15,799.12	F86 Justice Of Peace 2
F83 Appellate Judicial	115.00	330.17				0.00					445.17		445.17	F83 Appellate Judicial
F84 Alternative Dispute Resolution	475.00	775.00	475.00			475.00					775.00		775.00	F84 Alternative Dispute Resolution
F90 Unclaimed Monies	57,079.39					0.00					57,079.39		57,079.39	F90 Unclaimed Monies
F94 County Clerk Operating	37,600.70	42,617.76	36,592.70			36,592.70					43,625.76		43,625.76	F94 County Clerk Operating
F95 District Clerk Operating	74,037.15	17,653.78	48,670.82			48,670.82					43,020.11		43,020.11	F95 District Clerk Operating
<b>Sub-Totals Trust and Agency</b>	<b>559,424.73</b>	<b>119,909.86</b>	<b>119,433.88</b>	<b>54,809.60</b>	<b>0.00</b>	<b>174,243.48</b>	<b>0.00</b>	<b>0.00</b>	<b>0.00</b>	<b>0.00</b>	<b>505,091.11</b>	<b>0.00</b>	<b>505,091.11</b>	<b>Sub-Totals Trust and Agency</b>

<b>TOTALS ALL FUNDS</b>	<b>18,910,143.59</b>	<b>6,418,895.21</b>	<b>1,182,747.78</b>	<b>367,516.13</b>	<b>368,177.30</b>	<b>1,918,441.21</b>	<b>0.00</b>	<b>0.00</b>	<b>0.00</b>	<b>0.00</b>	<b>23,410,897.89</b>	<b>5,050,000.00</b>	<b>18,360,897.89</b>	<b>TOTALS ALL FUNDS</b>
-------------------------	----------------------	---------------------	---------------------	-------------------	-------------------	---------------------	-------------	-------------	-------------	-------------	----------------------	---------------------	----------------------	-------------------------



**Cash Balances by Category**  
**As of January 31, 2017**

- 19,730,140.88 Maintenance & Operating
- 1,873,066.24 Special Revenue
- 484.97 Special Revenue ... Grants
- 290,834.88 Certificates of Obligation Bonds & General Obligation Bonds ... Project Operating
- 1,010,979.51 Certificates of Obligation Bonds & General Obligation Bonds ... Interest & Sinking
- 505,091.11 Trust and Agency
- 23,410,897.89

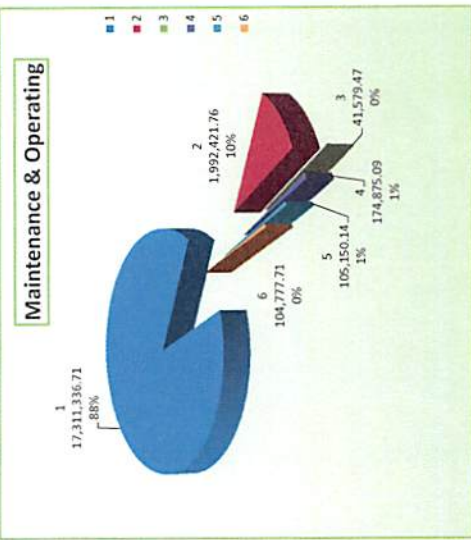
**GILLESPIE COUNTY, TEXAS**  
**STATEMENT OF**  
**Receipts, Disbursements, Electronic Funds Transfers, Payroll, Interfund Allocations, Adjustments, and Time Investments**  
**of County Funds Managed by County Treasurer**

Fiscal Year to Date as of Period Ended January 31, 2017

For Current Account Period	Cash Balance as of 09.30.2016	Receipts	Disbursements	Electronic Fund Transfers	Payroll	Total Disbursements	Interfund Allocations In	Interfund Allocations Out	FY2017 Adjustments	FY2016 YE Adjustments	Cash Balances as of 01.31.2017	Time Investments	Adjusted Cash Balance as of 01.31.2017	For Current Account Period
<b>GENERAL and ROAD &amp; BRIDGE ... Maintenance &amp; Operating Funds</b>														
F10 General	12,334,694.04	9,953,806.77	2,517,931.61	1,111,397.96	1,347,354.95	4,976,684.52			(479.58)		17,311,336.71	5,050,000.00	12,261,336.71	F10 General
Road & Bridge Funds														Road & Bridge Funds
F15 County Wide	348,372.04	1,710,654.97	55,517.64		11,087.61	66,605.25					1,992,421.76		1,992,421.76	F15 County Wide
F16 Precinct No 1	299,702.39	104.37	175,676.11		82,551.18	258,227.29					41,579.47		41,579.47	F16 Precinct No 1
F17 Precinct No 2	306,892.17	281.44	59,191.42		73,107.10	132,298.52					174,875.09		174,875.09	F17 Precinct No 2
F18 Precinct No 3	298,810.08	196.72	88,964.09		104,892.57	193,856.66					105,150.14		105,150.14	F18 Precinct No 3
F19 Precinct No 4	298,831.13	11,772.72	129,855.84		75,970.30	205,826.14					104,777.71		104,777.71	F19 Precinct No 4
Sub-Total R&B	1,552,607.61	1,723,010.22	509,205.10	0.00	347,608.76	856,813.86	0.00	0.00	0.00	0.00	2,418,604.17	0.00	2,418,604.17	Sub-Total R&B
<b>Sub-Totals General / Road &amp; Bridge ... Maintenance &amp; Operating Funds</b>	<b>13,887,301.85</b>	<b>11,676,816.99</b>	<b>3,027,136.71</b>	<b>1,111,397.96</b>	<b>1,694,963.71</b>	<b>5,833,498.38</b>	<b>0.00</b>	<b>0.00</b>	<b>(479.58)</b>	<b>0.00</b>	<b>19,730,140.88</b>	<b>5,050,000.00</b>	<b>14,680,140.88</b>	<b>Sub-Totals General / Road &amp; Bridge ... Maintenance &amp; Operating Funds</b>

**Maintenance & Operating Cash Balances by Fund As of January 31, 2017**

Fund	Cash Balance
General Fund	17,311,336.71
F15 County Wide	1,992,421.76
F16 Precinct No 1	41,579.47
F17 Precinct No 2	174,875.09
F18 Precinct No 3	105,150.14
F19 Precinct No 4	104,777.71
<b>Total</b>	<b>19,730,140.88</b>



**GILLESPIE COUNTY, TEXAS**  
**STATEMENT OF**  
**Receipts, Disbursements, Electronic Funds Transfers, Payroll, Interfund Allocations, Adjustments, and Time Investments**  
**of County Funds Managed by County Treasurer**

Fiscal Year to Date as of Period Ended January 31, 2017

For Current Account Period	Cash Balance as of 09.30.2016	Receipts	Disbursements	Electronic Fund Transfers	Payroll	Total Disbursements	Interfund Allocations In	Interfund Allocations Out	FY2017 Adjustments	FY2016 YE Adjustments	Cash Balances as of 01.31.2017	Time Investments	Adjusted Cash Balance as of 01.31.2017	For Current Account Period
<b>SPECIAL REVENUE</b>														
F20 Law Library	2,467.24	4,550.00	4,307.37			4,307.37					2,709.87		2,709.87	F20 Law Library
F21 Lateral Road Precinct Depts														F21 Lateral Road Precinct Depts
Precinct No 1	13,291.39	6,658.22	13,291.39			13,291.39					6,658.22		6,658.22	Precinct No 1
Precinct No 2	25.04	6,658.21				0.00					6,683.25		6,683.25	Precinct No 2
Precinct No 3	6,658.22	6,658.22	6,658.22			6,658.22					6,658.22		6,658.22	Precinct No 3
Precinct No 4	0.00	6,658.22				0.00					6,658.22		6,658.22	Precinct No 4
F24 Probate														F24 Probate
Training	4,299.77	132.00				0.00					4,431.77		4,431.77	Training
Guardianship Program	28,228.70	880.00				0.00					29,108.70		29,108.70	Guardianship Program
F25 Court Reporter	3,248.11	1,260.00	390.00			390.00					4,118.11		4,118.11	F25 Court Reporter
F28 County Records Mgmt	69,004.06	2,682.79				0.00					71,686.85		71,686.85	F28 County Records Mgmt
F29 County Clerk Records Mgmt	117,867.78	23,020.00	0.28		2,448.36	2,448.64					138,439.14		138,439.14	F29 County Clerk Records Mgmt
F30 Sheriff Forfeiture	41,956.71	5,578.81	1,265.75			1,265.75					46,269.77		46,269.77	F30 Sheriff Forfeiture
F93 Sheriff Abandoned Vehicle	1,206.15	2.07				0.00					1,208.22		1,208.22	F93 Sheriff Abandoned Vehicle
F31 Justice Court Bldg Security	31,719.70	522.46				0.00					32,242.16		32,242.16	F31 Justice Court Bldg Security
F32 Courthouse Security	17,774.07	4,891.03	0.46			0.46					22,664.64		22,664.64	F32 Courthouse Security
F34 District Clerk Records Mgmt	8,791.19	511.81				0.00					9,303.00		9,303.00	F34 District Clerk Records Mgmt
F35 County & District Courts Technology	20,360.61	1,128.66				0.00					21,489.27		21,489.27	F35 County & District Courts Technology
F36 Occupancy Tax	608,412.96	168,828.25	166,071.00			166,071.00					611,170.21		611,170.21	F36 Occupancy Tax
F37 Pretrial Intervention	127,525.71	3,000.00				0.00					130,525.71		130,525.71	F37 Pretrial Intervention
F51 Justice Court Technology	121,167.37	2,209.88				0.00					123,377.25		123,377.25	F51 Justice Court Technology
F72 Airport Operating	952,258.99	85,508.99	435,858.14		26,350.01	462,208.15					575,559.83		575,559.83	F72 Airport Operating
F78 LEOSE -Sheriff	5,436.41					0.00					5,436.41		5,436.41	F78 LEOSE -Sheriff
F79 LEOSE- Constable 1	8,702.83					0.00					8,702.83		8,702.83	F79 LEOSE- Constable 1
F82 LEOSE-Constable 2	6,649.16					0.00					6,649.16		6,649.16	F82 LEOSE-Constable 2
F81 Tax Assessor-M V I	106.75					0.00					106.75		106.75	F81 Tax Assessor-M V I
F40 Sheriff Equitable Sharing	1,206.61	2.07				0.00					1,208.68		1,208.68	F40 Sheriff Equitable Sharing
<b>Sub-Totals Special Revenue</b>	<b>2,198,365.53</b>	<b>331,341.69</b>	<b>627,842.61</b>	<b>0.00</b>	<b>28,798.37</b>	<b>656,640.98</b>	<b>0.00</b>	<b>0.00</b>	<b>0.00</b>	<b>0.00</b>	<b>1,873,066.24</b>	<b>0.00</b>	<b>1,873,066.24</b>	<b>Sub-Totals Special Revenue</b>



**GILLESPIE COUNTY, TEXAS**  
**STATEMENT OF**  
**Receipts, Disbursements, Electronic Funds Transfers, Payroll, Interfund Allocations, Adjustments, and Time Investments**  
**of County Funds Managed by County Treasurer**

Fiscal Year to Date as of Period Ended January 31, 2017

For Current Account Period	Cash Balance as of 09.30.2016	Receipts	Disbursements	Electronic Fund Transfers	Payroll	Total Disbursements	Interfund Allocations In	Interfund Allocations Out	FY2017 Adjustments	FY2016 YE Adjustments	Cash Balances as of 01.31.2017	Adjusted Cash Balance as of 01.31.2017	Time Investments	For Current Account Period
-------------------------------	--	----------	---------------	------------------------------	---------	------------------------	--------------------------------	---------------------------------	-----------------------	-----------------------------	---	---	---------------------	-------------------------------

SPECIAL REVENUE ... GRANTS														
F11 Grants ... General - Energy Efficiency	0.00					0.00					0.00	0.00		
F11 Grants ... Law Enforcement, Emergency Services P25 Compliant Radio	0.00					0.00					0.00	0.00		
F54 PML ... Loan Star Grant	258.39					0.00					258.39	258.39		
F54 PML ... PAC-HUG Grant	211.40					0.00					211.40	211.40		
F71 Airport Capital Project Grant	15.18					0.00			0.00		15.18	15.18		
<b>Sub-Totals</b>	<b>484.97</b>	<b>0.00</b>	<b>0.00</b>	<b>0.00</b>	<b>0.00</b>	<b>0.00</b>	<b>0.00</b>	<b>0.00</b>	<b>0.00</b>	<b>0.00</b>	<b>484.97</b>	<b>484.97</b>	<b>0.00</b>	<b>0.00</b>
Special Revenue ... Grants														

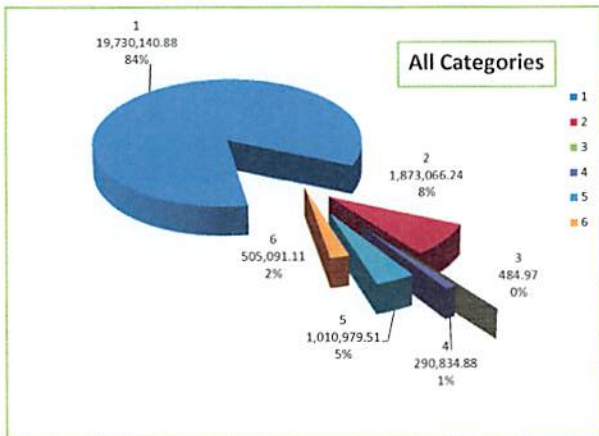
CERTIFICATES OF OBLIGATION BONDS and GENERAL OBLIGATION BONDS ... Project Operating Accounts														
F61 GOB Series 2013 ... Jail Project	290,019.50	815.38				0.00					290,834.88	290,834.88		
<b>Sub-Totals</b>	<b>290,019.50</b>	<b>815.38</b>	<b>0.00</b>	<b>0.00</b>	<b>0.00</b>	<b>0.00</b>	<b>0.00</b>	<b>0.00</b>	<b>0.00</b>	<b>0.00</b>	<b>290,834.88</b>	<b>290,834.88</b>	<b>0.00</b>	<b>0.00</b>
COB ... GOB Operating														

CERTIFICATES OF OBLIGATION BONDS and GENERAL OBLIGATION BONDS ... Interest & Sinking Accounts														
F62 GOB Series 2013 ... Interest & Sinking	367,170.78	486,091.57				0.00					853,262.35	853,262.35		
F53 COB Series 2001 / GOB Refunding Series 2013 ... Interest & Sinking	60,224.16	98,243.00	750.00			750.00					157,717.16	157,717.16		
<b>Sub-Totals</b>	<b>427,394.94</b>	<b>584,334.57</b>	<b>750.00</b>	<b>0.00</b>	<b>0.00</b>	<b>750.00</b>	<b>0.00</b>	<b>0.00</b>	<b>0.00</b>	<b>0.00</b>	<b>1,010,979.51</b>	<b>1,010,979.51</b>	<b>0.00</b>	<b>0.00</b>
COB ... GOB I&S														

**GILLESPIE COUNTY, TEXAS**  
**STATEMENT OF**  
**Receipts, Disbursements, Electronic Funds Transfers, Payroll, Interfund Allocations, Adjustments, and Time Investments**  
**of County Funds Managed by County Treasurer**

Fiscal Year to Date as of Period Ended January 31, 2017

For Current Account Period	Cash Balance as of 09.30.2016	Receipts	Disbursements	Electronic Fund Transfers	Payroll	Total Disbursements	Interfund Allocations In	Interfund Allocations Out	FY2017 Adjustments	FY2016 YE Adjustments	Cash Balances as of 01.31.2017	Time Investments	Adjusted Cash Balance as of 01.31.2017	For Current Account Period
<b>TRUST and AGENCY</b>														
F22 Criminal Justice	54,932.91	73,509.72	565.02	126,612.91		127,177.93					1,264.70		1,264.70	F22 Criminal Justice
F27 Waste Water	730.00	770.00	1,170.00			1,170.00					330.00		330.00	F27 Waste Water
F80 County Attorney Hot Check	7,577.51	7,983.17	10,814.41			10,814.41					4,746.27		4,746.27	F80 County Attorney Hot Check
F89 McDermott (PML)	110,471.53	190.28				0.00					110,661.81		110,661.81	F89 McDermott (PML)
F92 Breiten (PML)	201,971.34	340.77	5,318.91			5,318.91					196,993.20		196,993.20	F92 Breiten (PML)
F85 Justice Of Peace 1	35,430.40	65,347.71	70,427.53			70,427.53					30,350.58		30,350.58	F85 Justice Of Peace 1
F86 Justice Of Peace 2	15,777.64	61,841.93	61,820.45			61,820.45					15,799.12		15,799.12	F86 Justice Of Peace 2
F83 Appellate Judicial	1,156.16	650.17	1,361.16			1,361.16					445.17		445.17	F83 Appellate Judicial
F84 Alternative Dispute Resolution	1,857.31	1,765.00	2,847.31			2,847.31					775.00		775.00	F84 Alternative Dispute Resolution
F90 Unclaimed Monies	57,058.39	21.00				0.00					57,079.39		57,079.39	F90 Unclaimed Monies
F94 County Clerk Operating	54,774.79	155,075.01	166,224.04			166,224.04					43,625.76		43,625.76	F94 County Clerk Operating
F95 District Clerk Operating	48,925.35	66,085.10	71,990.34			71,990.34					43,020.11		43,020.11	F95 District Clerk Operating
<b>Sub-Totals Trust and Agency</b>	<b>590,663.33</b>	<b>433,579.86</b>	<b>392,539.17</b>	<b>126,612.91</b>	<b>0.00</b>	<b>519,152.08</b>	<b>0.00</b>	<b>0.00</b>	<b>0.00</b>	<b>0.00</b>	<b>505,091.11</b>	<b>0.00</b>	<b>505,091.11</b>	<b>Sub-Totals Trust and Agency</b>
<b>TOTALS ALL FUNDS</b>	<b>17,394,230.12</b>	<b>13,026,888.49</b>	<b>4,048,268.49</b>	<b>1,238,010.87</b>	<b>1,723,762.08</b>	<b>7,010,041.44</b>	<b>0.00</b>	<b>0.00</b>	<b>(479.58)</b>	<b>0.00</b>	<b>23,410,597.59</b>	<b>5,050,000.00</b>	<b>18,360,597.59</b>	<b>TOTALS ALL FUNDS</b>



**Cash Balances by Category**  
As of January 31, 2017

1	19,730,140.88	Maintenance & Operating
2	1,873,066.24	Special Revenue
3	484.97	Special Revenue ... Grants
4	290,834.88	Certificates of Obligation Bonds & General Obligation Bonds ... Project Operating
5	1,010,979.51	Certificates of Obligation Bonds & General Obligation Bonds ... Interest & Sinking
6	505,091.11	Trust and Agency
<b>Total</b>	<b>23,410,597.59</b>	

**FY2016-2017**  
**GILLESPIE COUNTY, TEXAS**  
**STATEMENT OF**  
**Fund Cash/ Investment Balances of All County Funds Managed By County Treasurer**

FUND DESCRIPTION ACTIVE FUNDS		FY2017	FY2016	FY2015	FY2014	FY2013	FY2012	FY2011	FY2010	FY2009	FY2008	FY2007	FY2006	FY2005
		As of 01.31.2017	As Of Fiscal Year Ending Date											
<b>GENERAL and ROAD &amp; BRIDGE Maintenance &amp; Operating</b>														
<b>F10</b>	<b>General Fund</b>													
	All Departments	17,311,336.71	12,334,694.04	10,425,972.66	9,427,791.73	7,929,967.87	6,382,410.44	7,099,577.50	8,058,141.42	9,262,263.41	8,857,295.99	7,871,493.01	6,391,051.39	4,764,571.70
<b>Road &amp; Bridge</b>														
F15	County Wide	1,992,421.76	348,372.04	341,842.65	378,620.01	285,411.34	269,007.62	247,933.84	231,323.63	415,645.89	590,087.10	266,135.87	214,879.76	325,631.63
F16	Precinct No 1	41,579.47	299,702.39	268,572.55	241,992.22	241,285.37	245,176.66	314,264.01	419,950.01	310,192.73	159,578.97	288,106.85	214,159.86	146,948.45
F17	Precinct No 2	174,875.09	306,892.17	267,713.97	250,708.69	263,049.77	258,790.65	290,025.28	437,336.83	225,655.61	238,217.17	214,371.88	129,291.12	143,620.74
F18	Precinct No 3	105,150.14	298,810.08	268,676.90	143,588.42	266,091.82	255,513.57	302,798.14	356,974.50	189,553.20	94,153.92	261,697.98	131,482.78	89,710.29
F19	Precinct No 4	104,777.71	298,831.13	269,015.94	228,968.64	296,509.28	242,510.97	296,473.77	334,265.94	297,466.40	205,119.63	294,441.60	144,424.27	87,076.99
	Road & Bridge Sub-Totals	2,418,804.17	1,552,607.81	1,415,822.01	1,243,877.98	1,352,347.58	1,270,999.47	1,451,495.04	1,779,850.91	1,438,513.83	1,287,156.79	1,324,754.18	834,237.79	792,988.10
<b>Sub-Totals General and Road &amp; Bridge Maintenance &amp; Operating</b>		<b>19,730,140.88</b>	<b>13,887,301.85</b>	<b>11,841,794.67</b>	<b>10,671,669.71</b>	<b>9,282,315.45</b>	<b>7,653,409.91</b>	<b>8,551,072.54</b>	<b>9,837,992.33</b>	<b>10,700,777.24</b>	<b>10,144,452.78</b>	<b>9,196,247.19</b>	<b>7,225,289.18</b>	<b>5,557,559.80</b>

**FY2016-2017  
GILLESPIE COUNTY, TEXAS  
STATEMENT OF  
Fund Cash/ Investment Balances of All County Funds Managed By County Treasurer**

FUND DESCRIPTION ACTIVE FUNDS		FY2017	FY2016	FY2015	FY2014	FY2013	FY2012	FY2011	FY2010	FY2009	FY2008	FY2007	FY2006	FY2005
As Of Fiscal Year Ending Date														
<b>SPECIAL REVENUE</b>														
F20	Law Library	2,709.87	2,467.24	7,760.46	13,480.79	22,378.86	28,338.91	39,192.23	43,400.98	41,852.55	42,419.59	40,079.68	36,066.66	31,284.42
F21	Lateral Road Precinct Depts										31,328.62	18,897.94	0.00	12,377.05
	Precinct No 1	6,658.22	13,291.39	6,633.18	0.00	0.00	0.00	0.00	0.00	0.00				
	Precinct No 2	6,683.25	25.04	0.00	0.00	0.00	0.00	0.00	0.00	0.00				
	Precinct No 3	6,658.22	6,658.22	0.00	0.00	0.00	0.00	0.00	0.00	0.00				
	Precinct No 4	6,658.22	0.00	0.00	0.00	0.00	0.00	0.00	0.00	0.00				
F24	Probate Fund													
	Training	4,431.77	4,299.77	4,572.06	4,124.42	4,478.28	3,863.76	4,145.00	3,616.94	3,996.51	3,568.10	3,645.71	3,765.83	3,195.83
	Guardianship Program	29,108.70	28,228.70	25,200.92	22,216.48	19,143.76	15,277.64	12,092.87	8,595.01	5,109.40	2,328.98			
F25	Court Reporter Service	4,118.11	3,248.11	467.33	236.68	2,457.15	772.43	531.72	3,586.72	3,925.99	4,749.95	4,047.90	5,121.28	5,477.58
F28	County Records Mgt	71,686.85	69,004.06	91,506.18	83,503.81	75,768.96	68,085.54	60,798.05	85,746.02	83,499.27	78,601.53	67,393.03	58,717.22	51,017.76
F29	County Clerk Rcds Mgt	138,439.14	117,867.78	103,515.09	86,517.49	60,025.77	49,201.97	50,654.52	68,198.97	73,472.48	70,443.27	82,242.00	72,150.57	72,669.38
F30	Sheriff Forfeiture	46,269.77	41,956.71	37,627.93	15,712.92	15,899.44	11,441.71	7,858.55	9,611.45	9,686.21	7,929.49	7,672.56	7,249.58	5,649.05
F93	Sheriff Abandoned Vehicle	1,208.22	1,206.15	1,201.61	1,199.37	1,197.57	1,195.50	1,193.43	1,191.12	1,188.59				
F31	Justice Court Bldg Security	32,242.16	31,719.70	29,522.59	27,149.25	24,171.38	21,074.90	18,274.01	14,515.70	10,916.77	7,584.19	4,002.12	1,179.63	
F32	Courthouse Security	22,664.64	17,774.07	2,097.39	12,630.03	44,053.70	71,743.76	102,026.09	130,994.24	144,526.10	135,480.79	121,098.83	107,026.56	97,568.68
F34	Distist Clerk Records Mgmt	9,303.00	8,791.19	7,114.22	5,630.28	5,335.50	3,698.05	5,990.38	4,439.59	2,786.99	1,052.78	1,379.12	3,360.24	2,440.00
F35	County & District Courts Technology	21,489.27	20,360.61	16,756.67	13,523.64	11,667.87	8,337.60	5,132.39	1,816.93					
F36	Occupancy Tax	611,170.21	608,412.96	538,177.10	447,100.78	390,614.91	338,673.95	308,813.75	320,237.64	317,065.36	247,888.90	119,121.10	0.00	
F37	Pretrial Intervention	130,525.71	127,525.71	123,025.71	123,025.71	122,525.71	114,790.71	66,662.71	28,926.64	13,800.00	7,300.00			
F51	Justice Court Technology	123,377.25	121,167.37	112,119.89	102,554.58	90,599.26	78,070.58	74,024.21	58,891.29	45,290.75	33,688.80	21,166.16	9,714.42	4,805.84
F72	Airport Operating	575,559.83	952,258.99	1,037,772.61	598,769.47	573,788.08	89,165.48	23,728.30	11,341.82	73,880.94	31,324.65	16,738.96	39,251.50	24,529.76
F78	LEOSE-Sheriff	5,436.41	5,436.41	4,028.28	2,058.58	0.00	1,126.08	4,026.08	2,976.21	7,014.12	5,446.60	4,467.33	3,818.12	2,074.71
F79	LEOSE-Constable 1	8,702.83	8,702.83	8,038.15	7,379.00	6,728.73	6,728.73	6,748.73	6,086.06	5,498.36	4,837.67	4,167.79	3,560.06	2,890.67
F82	LEOSE-Constable 2	6,649.16	6,649.16	5,984.48	6,105.88	5,455.61	5,455.61	5,455.61	5,537.84	5,421.92	4,761.23	4,091.35	3,785.87	3,116.48
F81	Tax Assessor M V I	106.75	106.75	106.75	106.75	106.75	106.75	95.92	73.66	73.66	0.00	2,290.79	2,178.41	1,833.73
F40	Sheriff Equitable Sharing	1,208.68	1,206.61	1,202.07	1,200.17									
<b>Sub-Totals Special Revenue</b>		<b>1,873,066.24</b>	<b>2,198,365.53</b>	<b>2,164,430.67</b>	<b>1,574,226.08</b>	<b>1,476,397.29</b>	<b>917,149.66</b>	<b>797,444.55</b>	<b>809,784.83</b>	<b>849,005.97</b>	<b>720,735.14</b>	<b>522,502.37</b>	<b>356,945.95</b>	<b>320,930.94</b>

**FY2016-2017**  
**GILLESPIE COUNTY, TEXAS**  
**STATEMENT OF**  
**Fund Cash/ Investment Balances of All County Funds Managed By County Treasurer**

FUND DESCRIPTION ACTIVE FUNDS	FY2017	FY2016	FY2015	FY2014	FY2013	FY2012	FY2011	FY2010	FY2009	FY2008	FY2007	FY2006	FY2005
----------------------------------	--------	--------	--------	--------	--------	--------	--------	--------	--------	--------	--------	--------	--------

As Of Fiscal Year Ending Date

SPECIAL REVENUE ... GRANTS													
F11	Grants ... General - Energy Efficiency	0.00	0.00	0.00	0.00	0.00	0.00	38.98					
F11	Grants ... Law Enforcement, Emergency Services P25 Compliant Radio	0.00	0.00	0.00	75,248.14	(78,346.14)	0.00						
F54	PML...Loan Star Grant	258.39	258.39	258.39	258.39	258.39	258.39	258.39	254.04	345.29	522.91	293.50	65.12
F54	PML...PAC-HUG Grant	211.40	211.40	211.40	211.40	211.40	211.40	211.40	211.40	211.06	209.40	6,634.72	6,307.45
F71	Airport Capital Project Grant	15.18	15.18	15.18	15.18	11,795.25							
	<b>Sub-Totals</b>	<b>484.97</b>	<b>484.97</b>	<b>484.97</b>	<b>75,733.11</b>	<b>(66,081.10)</b>	<b>489.79</b>	<b>508.77</b>	<b>465.44</b>	<b>556.35</b>	<b>732.31</b>	<b>6,928.22</b>	<b>6,372.57</b>
	<b>Special Revenue ... Grants</b>												<b>28.36</b>

CERTIFICATES OF OBLIGATION BONDS and GENERAL OBLIGATION BONDS Operating Accounts													
F61	GOB Series 2013 ... Jail Project	290,834.88	290,019.50	491,873.19	5,249,856.00	13,952,401.46							
	<b>Sub-Totals</b>	<b>290,834.88</b>	<b>290,019.50</b>	<b>491,873.19</b>	<b>5,249,856.00</b>	<b>13,952,401.46</b>	<b>0.00</b>	<b>0.00</b>	<b>0.00</b>	<b>0.00</b>	<b>0.00</b>	<b>0.00</b>	<b>0.00</b>
	<b>COB ... GOB Operating</b>												<b>0.00</b>

CERTIFICATES OF OBLIGATION BONDS and GENERAL OBLIGATION BONDS Interest & Sinking Accounts													
F62	GOB Series 2013 ... Interest & Sinking	853,262.35	367,170.78	176,091.44	186,733.10	33,431.94							
F53	COB Series 2001 / GOB Refunding Series 2013 ... Interest & Sinking	157,717.16	60,224.16	22,393.57	30,914.07	37,851.74	30,199.42	28,061.84	2,624.28	8,069.04	82,110.37	95,558.09	31,073.48
	<b>Sub-Totals</b>	<b>1,010,979.51</b>	<b>427,394.94</b>	<b>198,485.01</b>	<b>217,647.17</b>	<b>71,283.68</b>	<b>30,199.42</b>	<b>28,061.84</b>	<b>2,624.28</b>	<b>8,069.04</b>	<b>82,110.37</b>	<b>95,558.09</b>	<b>31,073.48</b>
	<b>COB ... GOB I&amp;S</b>												<b>23,260.33</b>

**FY2016-2017  
GILLESPIE COUNTY, TEXAS  
STATEMENT OF  
Fund Cash/ Investment Balances of All County Funds Managed By County Treasurer**

FUND DESCRIPTION ACTIVE FUNDS	FY2017	FY2016	FY2015	FY2014	FY2013	FY2012	FY2011	FY2010	FY2009	FY2008	FY2007	FY2006	FY2005	
As Of Fiscal Year Ending Date														
<b>TRUST and AGENCY</b>														
F22	Criminal Justice	1,264.70	54,932.91	54,332.95	56,439.35	62,059.07	51,843.04	61,241.11	72,063.98	65,435.27	86,647.15	71,204.17	56,514.01	47,492.20
F27	Waste Water	330.00	730.00	650.00	610.00	500.00	660.00	450.00	630.00	590.00	910.00	300.00	2,500.00	1,090.00
F80	County Attorney Hot Check	4,746.27	7,577.51	11,784.05	11,142.69	17,676.23	21,388.16	14,191.24	6,555.71	23,288.36	13,177.74	8,791.79	9,641.14	9,240.53
F89	McDermott (PML)	110,661.81	110,471.53	138,721.86	144,339.67	145,002.86	144,748.09	155,460.28	157,606.59	157,267.26	155,991.94	150,937.08	143,185.65	138,423.71
F92	Breiten (PML)	196,993.20	201,971.34	207,231.35	213,777.98	232,518.32	242,104.78	263,175.02	295,903.52	295,266.14	292,871.78	283,381.35	374,330.42	416,034.73
F85	Justice Peace No 1	30,350.58	35,430.40	39,391.40	36,196.17	38,870.87	32,802.78	31,544.44	42,704.30	27,861.46	32,606.50	31,714.74	31,364.72	20,388.07
F86	Justice Peace No 2	15,799.12	15,777.64	16,066.07	25,655.83	23,579.31	23,495.92	25,400.31	30,650.37	26,998.27	29,161.96	34,657.77	22,634.54	22,782.46
F83	Appellate Judicial	445.17	1,156.16	777.34	703.81	1,315.45	1,354.03	1,180.92	1,181.94	1,075.75	1,547.53	1,154.53	1,161.47	819.50
F84	Alternative Dispute	775.00	1,857.31	2,195.50	720.00	1,796.86	1,493.98	2,087.71	1,840.22	1,664.85	1,697.66	2,052.55	2,024.68	6,530.00
F90	Unclaimed Monies	57,079.39	57,058.39	54,211.45	55,949.27	50,746.77	48,698.94	47,544.20	47,757.66	46,394.14	43,344.41	36,840.41	5,213.28	4,961.20
F94	County Clerk Operating	43,625.76	54,774.79	42,645.44	43,947.02	33,039.61	38,409.66	32,375.08	41,376.98					
F95	District Clerk Operating	43,020.11	48,925.35	71,669.36	86,979.66	41,113.16	41,651.53	48,532.38	47,975.16					
	<b>Sub-Totals Trust &amp; Agency</b>	<b>505,091.11</b>	<b>590,663.33</b>	<b>639,676.77</b>	<b>676,461.45</b>	<b>648,218.51</b>	<b>648,650.91</b>	<b>683,182.69</b>	<b>746,246.43</b>	<b>645,841.50</b>	<b>657,956.67</b>	<b>621,034.39</b>	<b>648,569.91</b>	<b>667,762.40</b>
<b>TOTALS ALL ACTIVE FUNDS</b>		<b>23,410,597.59</b>	<b>17,394,230.12</b>	<b>15,336,745.28</b>	<b>18,465,593.52</b>	<b>25,364,535.29</b>	<b>9,249,879.69</b>	<b>10,060,270.39</b>	<b>11,397,113.31</b>	<b>12,204,250.10</b>	<b>11,605,987.27</b>	<b>10,442,270.26</b>	<b>8,268,251.09</b>	<b>6,569,541.83</b>
		FY2017	FY2016	FY2015	FY2014	FY2013	FY2012	FY2011	FY2010	FY2009	FY2008	FY2007	FY2006	FY2005
As Of Fiscal Year Ending Date														

**FY2016-2017**  
**GILLESPIE COUNTY, TEXAS**  
**STATEMENT OF**  
**Fund Cash/ Investment Balances of All County Funds Managed By County Treasurer**

FUND DESCRIPTION INACTIVE FUNDS	FY2017	FY2016	FY2015	FY2014	FY2013	FY2012	FY2011	FY2010	FY2009	FY2008	FY2007	FY2006	FY2005
------------------------------------	--------	--------	--------	--------	--------	--------	--------	--------	--------	--------	--------	--------	--------

As of 01.31.2017

As Of Fiscal Year Ending Date

INACTIVE FUNDS															
F99	Light Up The Block			0.00	3.48	3.48	3.48	3.48	3.48	73.05	90.54	47.76	0.00	0.00	
F87	Flora Eckert						0.00	0.00	2,633.35	4,511.42	6,484.28	6,274.17	5,951.99	5,682.06	
F49	Homeland Security (2)						0.00	0.00	0.00	0.00	0.00	0.00	0.00	0.00	
F50	Homeland Security						0.00	0.00	0.00	0.00	0.00	100.00	0.00	0.00	
F88	Krikorian						0.00	0.00	28,000.00	26,700.71	25,835.51	25,117.93	24,942.10	0.00	
F38	Intoxication/Drug Court						0.00	0.00	0.00	869.40					
F33	Graffiti Eradication						0.00	0.00	0.00	0.00	0.00	0.00	0.00	0.00	
F52	COB Series 2001						0.00	0.00	0.00	0.00	0.00	0.00	0.00	0.00	
F--	County Court Records Archive...								0.00	0.00	0.00	0.00	0.00	0.00	
F55	TIF Grant														
F56	1997 TCHCA-Fbg														
F74	Airport Economic														
F60	Post Office Certificates														
F26	Historical Commission														
F57	Harper-1996TCDP														
F58	Stonewall Grant #2														
F59	Stonewall Grant #1														
F91	DWI Educational														
F73	Airport Master														
F14	Internal Inventory														
<b>TOTALS ALL INACTIVE FUNDS</b>		0.00	0.00	0.00	0.00	0.00	0.00	0.00	0.00	2,633.35	32,511.42	34,054.39	32,109.68	31,169.92	30,624.16

<b>TOTALS ALL FUNDS</b>	23,410,597.59	17,394,230.12	15,336,745.28	18,465,593.52	25,364,535.29	9,249,879.69	10,060,270.39	11,399,746.66	12,236,761.52	11,640,041.66	10,474,379.94	8,299,421.01	6,600,165.99
-----------------------------	---------------	---------------	---------------	---------------	---------------	--------------	---------------	---------------	---------------	---------------	---------------	--------------	--------------

FY2017

FY2016

FY2015

FY2014

FY2013

FY2012

FY2011

FY2010

FY2009

FY2008

FY2007

FY2006

FY2005

As of 01.31.2017

As Of Fiscal Year Ending Date

GILLESPIE COUNTY, TEXAS  
STATEMENT OF  
Maintenance & Operating Accounts

	FY2017 as of 01.31.2017	FY2016	FY2015	FY2014	FY2013	FY2012	FY2011	FY2010	FY2009	FY2008	FY2007	FY2006	FY2005	FY2004
	As Of Fiscal Year Ending Date													
GENERAL and ROAD & BRIDGE Maintenance & Operating	Revenues Inclusive Interfund Allocations													
<b>General M&amp;O</b>														
F10 General Fund	9,953,806.77	15,277,118.38	14,328,862.53	12,755,375.08	12,660,309.58	10,657,906.95	10,270,640.00	10,012,774.28	10,028,550.21	9,924,012.18	9,490,558.36	8,835,351.86	7,552,137.53	6,694,818.95
General Fund Over/(Under) Prior Period	(5,323,311.61)	948,255.85	1,573,487.45	95,065.50	2,002,402.63	387,266.95	257,865.72	(15,775.93)	104,538.03	433,453.82	655,206.50	1,283,214.33	857,318.58	
General Fund Cumulative Change for Periods Shown	3,258,987.82	8,582,299.43	7,634,043.58	6,060,556.13	5,965,490.63	3,963,088.00	3,575,821.05	3,317,955.33	3,333,731.26	3,229,193.23	2,795,739.41	2,140,532.91	857,318.58	
<b>Road &amp; Bridge M&amp;O</b>														
F15 County Wide	1,710,654.97	2,689,183.71	2,505,423.71	2,340,392.13	2,406,186.26	2,332,689.79	2,238,480.99	2,655,743.60	2,455,013.90	2,407,977.22	1,729,457.34	1,503,999.95	1,460,739.18	1,803,469.90
F16 Precinct No 1	104.37	672,953.29	553,250.36	562,311.15	535,823.96	495,287.80	435,659.70	744,672.18	777,666.49	466,454.42	389,503.85	464,726.41	353,441.58	363,007.70
F17 Precinct No 2	281.44	559,516.98	501,916.42	470,090.32	458,483.76	393,971.07	360,599.55	696,129.62	488,100.77	437,920.95	414,722.93	340,778.11	382,243.78	249,193.16
F18 Precinct No 3	196.72	573,953.02	835,249.40	653,606.04	774,237.93	893,200.46	815,249.25	827,083.23	773,976.99	580,570.58	415,908.20	451,128.21	381,907.46	446,687.99
F19 Precinct No 4	<u>11,772.72</u>	<u>586,899.98</u>	<u>518,659.61</u>	<u>444,169.11</u>	<u>503,497.57</u>	<u>395,510.13</u>	<u>490,546.26</u>	<u>554,193.35</u>	<u>558,733.58</u>	<u>486,036.38</u>	<u>388,009.34</u>	<u>303,825.82</u>	<u>350,971.44</u>	<u>248,722.06</u>
Sub-Total R&B	1,723,010.22	5,082,506.98	4,914,499.50	4,470,568.75	4,678,229.48	4,510,659.25	4,340,535.75	5,477,821.98	5,053,491.73	4,378,969.55	3,337,601.66	3,064,458.50	2,929,303.44	3,111,080.81
Road & Bridge Over/(Under) Prior Period	(3,359,496.76)	168,007.48	443,930.75	(207,660.73)	167,570.23	170,123.50	(1,137,286.23)	424,330.25	674,532.18	1,041,357.89	273,143.16	135,155.06	(181,777.37)	
Road & Bridge Cumulative Change for Periods Shown	(1,388,070.59)	1,971,426.17	1,803,418.69	1,359,487.94	1,567,148.67	1,399,578.44	1,229,454.94	2,366,741.17	1,942,410.92	1,267,878.74	226,520.85	(46,622.31)	(181,777.37)	
<b>Overall Totals</b>														
General / Road & Bridge M&O	11,676,816.99	20,359,625.36	19,243,362.03	17,225,943.83	17,338,539.06	15,168,566.20	14,611,175.75	15,490,596.26	15,082,041.94	14,302,971.73	12,828,160.02	11,899,810.36	10,481,440.97	9,805,899.76
Overall Over/(Under) Prior Period	(8,682,808.37)	1,116,263.33	2,017,418.20	(112,595.23)	2,169,972.86	557,390.45	(879,420.51)	408,554.32	779,070.21	1,474,811.71	928,349.66	1,418,369.39	675,541.21	
Overall Cumulative Change for Periods Shown	1,870,917.23	10,553,725.60	9,437,462.27	7,420,044.07	7,532,639.30	5,362,666.44	4,805,275.99	5,684,696.50	5,276,142.18	4,497,071.97	3,022,260.26	2,093,910.60	675,541.21	



GILLESPIE COUNTY, TEXAS  
STATEMENT OF  
Maintenance & Operating Accounts

	FY2016 as of 01.31.2017	FY2016	FY2015	FY2014	FY2013	FY2012	FY2011	FY2010	FY2009	FY2008	FY2007	FY2006	FY2005	FY2004
	As Of Fiscal Year Ending Date													
GENERAL and ROAD & BRIDGE Maintenance & Operating	Expenditures Inclusive Interfund Allocations and Adjustments													
General M&O														
F10 General Fund	4,977,164.10	13,368,397.00	13,330,681.60	11,257,551.22	11,112,752.15	11,375,074.01	11,229,203.92	11,216,896.27	9,623,582.79	8,938,209.20	8,010,116.74	7,208,872.17	7,187,414.03	6,314,580.06
General Fund Over/(Under) Prior Period	(8,391,232.90)	37,715.40	2,073,130.38	144,799.07	(262,321.86)	145,870.09	12,307.65	1,593,313.48	685,373.59	928,092.46	801,244.57	21,458.14	872,833.97	
General Fund Cumulative Change for Periods Shown	(1,337,415.96)	7,053,816.94	7,016,101.54	4,942,971.16	4,798,172.09	5,060,493.95	4,914,623.86	4,902,316.21	3,309,002.73	2,623,629.14	1,695,536.68	894,292.11	872,833.97	
Road & Bridge M&O														
F15 County Wide	66,605.25	2,682,654.32	2,542,201.07	2,247,183.46	2,389,782.54	2,311,616.01	2,221,870.78	2,840,065.86	2,629,455.11	2,084,025.99	1,678,201.23	1,614,751.82	1,644,613.21	1,436,802.68
F16 Precinct No 1	258,227.29	641,823.45	526,670.03	561,604.30	539,715.25	564,375.15	541,345.70	634,914.90	627,052.73	594,982.30	315,556.86	397,515.00	365,672.92	340,012.45
F17 Precinct No 2	132,298.52	520,338.78	484,911.14	482,431.40	454,224.64	425,205.70	507,911.10	484,448.40	500,662.33	414,075.66	329,642.17	355,107.73	325,596.47	313,286.90
F18 Precinct No 3	193,856.66	543,819.84	710,160.92	776,109.44	763,659.68	940,485.03	869,425.61	659,661.93	678,577.71	748,114.64	285,693.00	409,355.72	362,931.51	504,242.39
F19 Precinct No 4	<u>205,826.14</u>	<u>557,084.79</u>	<u>478,612.31</u>	<u>511,709.75</u>	<u>449,499.26</u>	<u>449,472.93</u>	<u>528,338.43</u>	<u>517,393.81</u>	<u>466,386.81</u>	<u>575,358.35</u>	<u>237,992.01</u>	<u>246,478.54</u>	<u>297,748.19</u>	<u>298,140.85</u>
Sub-Total R&B	856,813.86	4,945,721.18	4,742,555.47	4,579,038.35	4,596,881.37	4,691,154.82	4,668,891.62	5,136,484.90	4,902,134.69	4,416,556.94	2,847,085.27	3,023,208.81	2,996,562.30	2,892,485.27
Road & Bridge Over/(Under) Prior Period	(4,088,907.32)	203,165.71	163,517.12	(17,843.02)	(94,273.45)	22,263.20	(467,593.28)	234,350.21	485,577.75	1,569,471.67	(176,123.54)	26,646.51	104,077.03	
Road & Bridge Cumulative Change for Periods Shown	(2,035,671.41)	2,053,235.91	1,850,070.20	1,686,553.08	1,704,396.10	1,798,669.55	1,776,406.35	2,243,999.63	2,009,649.42	1,524,071.67	(45,400.00)	130,723.54	104,077.03	
Overall Totals General / Road & Bridge M&O	5,833,977.96	18,314,118.18	18,073,237.07	15,836,589.57	15,709,633.52	16,066,228.83	15,898,095.54	16,353,381.17	14,525,717.48	13,354,766.14	10,857,202.01	10,232,080.98	10,183,976.33	9,207,065.33
Overall Over/(Under) Prior Period	(12,480,140.22)	240,881.11	2,236,647.50	126,956.05	(356,595.31)	168,133.29	(455,285.63)	1,827,663.69	1,170,951.34	2,497,564.13	625,121.03	48,104.65	976,911.00	
Overall Cumulative Change for Periods Shown	(3,373,087.37)	9,107,052.85	8,866,171.74	6,629,524.24	6,502,568.19	6,859,163.50	6,691,030.21	7,146,315.84	5,318,652.15	4,147,700.81	1,650,136.68	1,025,015.65	976,911.00	

Includes FY2014 year end adjustment  
of \$75,248.14 from F11 Grants, Law  
Enforcement

GILLESPIE COUNTY, TEXAS  
STATEMENT OF  
Maintenance & Operating Accounts

	FY2017 as of 01.31.2017	FY2016	FY2015	FY2014	FY2013	FY2012	FY2011	FY2010	FY2009	FY2008	FY2007	FY2006	FY2005	FY2004
	As Of Fiscal Year Ending Date													
GENERAL and ROAD & BRIDGE Maintenance & Operating	Net Change for Periods Shown Revenues Less Expenditures Inclusive Interfund Allocations and Adjustments													
<b>General M&amp;O</b>														
F10 General Fund	4,976,642.67	1,908,721.38	998,180.93	1,497,823.86	1,547,557.43	(717,167.06)	(958,563.92)	(1,204,121.99)	404,967.42	985,802.98	1,480,441.62	1,626,479.69	364,723.50	380,238.89
General Fund Over/(Under) Prior Period	3,067,921.29	910,540.45	(499,642.93)	(49,733.57)	2,264,724.49	241,396.86	245,558.07	(1,609,089.41)	(580,835.56)	(494,638.64)	(146,038.07)	1,261,756.19	(15,515.39)	
General Fund Cumulative Change for Periods Shown	4,596,403.78	1,528,482.49	617,942.04	1,117,584.97	1,167,318.54	(1,097,405.95)	(1,338,802.81)	(1,584,360.88)	24,728.53	605,564.09	1,100,202.73	1,246,240.80	(15,515.39)	
<b>Road &amp; Bridge M&amp;O</b>														
F15 County Wide	1,644,049.72	6,529.39	(36,777.36)	93,208.67	16,403.72	21,073.78	16,610.21	(184,322.26)	(174,441.21)	323,951.23	51,256.11	(110,751.87)	(183,874.03)	366,667.22
F16 Precinct No 1	(258,122.92)	31,129.84	26,580.33	706.85	(3,891.29)	(69,087.35)	(105,686.00)	109,757.28	150,613.76	(128,527.88)	73,946.99	67,211.41	(12,231.34)	22,995.25
F17 Precinct No 2	(132,017.08)	39,178.20	17,005.28	(12,341.08)	4,259.12	(31,234.63)	(147,311.55)	211,681.22	(12,561.56)	23,845.29	85,080.76	(14,329.62)	56,647.31	(64,093.74)
F18 Precinct No 3	(193,659.94)	30,133.18	125,088.48	(122,503.40)	10,578.25	(47,284.57)	(54,176.36)	167,421.30	95,399.28	(167,544.06)	130,215.20	41,772.49	18,975.95	(57,554.40)
F19 Precinct No 4	<u>(194,053.42)</u>	<u>29,815.19</u>	<u>40,047.30</u>	<u>(67,540.64)</u>	<u>53,998.31</u>	<u>(53,962.80)</u>	<u>(37,792.17)</u>	<u>36,799.54</u>	<u>92,346.77</u>	<u>(89,321.97)</u>	<u>150,017.33</u>	<u>57,347.28</u>	<u>53,223.25</u>	<u>(49,418.79)</u>
Sub-Total R&B	866,196.36	136,785.80	171,944.03	(108,469.60)	81,348.11	(180,495.57)	(328,355.87)	341,337.08	151,357.04	(37,597.39)	490,516.39	41,249.69	(67,258.86)	218,595.54
Road & Bridge Over/(Under) Prior Period	729,410.56	(35,158.23)	280,413.63	(189,817.71)	261,843.68	147,860.30	(669,692.95)	189,980.04	188,954.43	(528,113.78)	449,266.70	108,508.55	(285,854.40)	
Road & Bridge Cumulative Change for Periods Shown	647,600.82	(81,809.74)	(46,651.51)	(327,065.14)	(137,247.43)	(399,091.11)	(546,951.41)	122,741.54	(67,238.50)	(256,192.93)	271,920.85	(177,345.85)	(285,854.40)	
<b>Overall Totals</b>														
General / Road & Bridge M&O	5,842,839.03	2,045,507.18	1,170,124.96	1,389,354.26	1,628,905.54	(697,662.63)	(1,286,919.79)	(862,784.91)	556,324.46	948,205.59	1,970,958.01	1,667,729.38	297,464.64	598,834.43
Overall Over/(Under) Prior Period	3,797,331.85	875,382.22	(219,229.30)	(239,551.28)	2,526,568.17	389,257.16	(424,134.88)	(1,419,109.37)	(391,881.13)	(1,022,752.42)	303,228.63	1,370,264.74	(301,369.79)	
Overall Cumulative Change for Periods Shown	5,244,004.60	1,446,672.75	571,290.53	790,519.83	1,030,071.11	(1,496,497.06)	(1,885,754.22)	(1,461,619.34)	(42,509.97)	349,371.16	1,372,123.58	1,068,894.95	(301,369.79)	

GILLESPIE COUNTY, TEXAS  
STATEMENT OF  
Maintenance & Operating Accounts

		FY2017 as of 01.31.2017	FY2016	FY2015	FY2014	FY2013	FY2012	FY2011	FY2010	FY2009	FY2008	FY2007	FY2006	FY2005	FY2004
		As Of Fiscal Year Ending Date													
GENERAL and ROAD & BRIDGE Maintenance & Operating		Cash Balances													
<b>General M&amp;O</b>															
F10	General Fund	17,311,336.71	12,334,694.04	10,425,972.66	9,427,791.73	7,929,967.87	6,382,410.44	7,099,577.50	8,058,141.42	9,262,263.41	8,857,295.99	7,871,493.01	6,391,051.39	4,764,571.70	4,399,848.20
	<b>General Fund Over/(Under) Prior Period</b>	<b>4,976,642.67</b>	<b>1,908,721.38</b>	<b>998,180.93</b>	<b>1,497,823.86</b>	<b>1,547,557.43</b>	<b>(717,167.06)</b>	<b>(958,563.92)</b>	<b>(1,204,121.99)</b>	<b>404,967.42</b>	<b>985,802.98</b>	<b>1,480,441.62</b>	<b>1,626,479.69</b>	<b>364,723.50</b>	
	<b>General Fund Cumulative Change for Periods Shown</b>	<b>12,911,488.51</b>	<b>7,934,845.84</b>	<b>6,026,124.46</b>	<b>5,027,943.53</b>	<b>3,530,119.67</b>	<b>1,982,562.24</b>	<b>2,699,729.30</b>	<b>3,658,293.22</b>	<b>4,862,415.21</b>	<b>4,457,447.79</b>	<b>3,471,644.81</b>	<b>1,991,203.19</b>	<b>364,723.50</b>	
<b>Road &amp; Bridge M&amp;O</b>															
F15	County Wide	1,992,421.76	348,372.04	341,842.65	378,620.01	285,411.34	269,007.62	247,933.84	231,323.63	415,645.89	590,087.10	266,135.87	214,879.76	325,631.63	509,505.66
F16	Precinct No 1	41,579.47	299,702.39	268,572.55	241,992.22	241,285.37	245,176.66	314,264.01	419,950.01	310,192.73	159,578.97	288,106.85	214,159.86	146,948.45	159,179.79
F17	Precinct No 2	174,875.09	306,892.17	267,713.97	250,708.69	263,049.77	258,790.65	290,025.28	437,336.83	225,655.61	238,217.17	214,371.88	129,291.12	143,620.74	86,973.43
F18	Precinct No 3	105,150.14	298,810.08	268,676.90	143,588.42	266,091.82	255,513.57	302,798.14	356,974.50	189,553.20	94,153.92	261,697.98	131,482.78	89,710.29	70,734.34
F19	Precinct No 4	<u>104,777.71</u>	<u>298,831.13</u>	<u>269,015.94</u>	<u>228,968.64</u>	<u>296,509.28</u>	<u>242,510.97</u>	<u>296,473.77</u>	<u>334,265.94</u>	<u>297,466.40</u>	<u>205,119.63</u>	<u>294,441.60</u>	<u>144,424.27</u>	<u>87,076.99</u>	<u>33,853.74</u>
	Sub-Total R&B	2,418,804.17	1,552,607.81	1,415,822.01	1,243,877.98	1,352,347.58	1,270,999.47	1,451,495.04	1,779,850.91	1,438,513.83	1,287,156.79	1,324,754.18	834,237.79	792,988.10	860,246.96
	<b>Road &amp; Bridge Over/(Under) Prior Period</b>	<b>866,196.36</b>	<b>136,785.80</b>	<b>171,944.03</b>	<b>(108,469.60)</b>	<b>81,348.11</b>	<b>(180,495.57)</b>	<b>(328,355.87)</b>	<b>341,337.08</b>	<b>151,357.04</b>	<b>(37,597.39)</b>	<b>490,516.39</b>	<b>41,249.69</b>	<b>(67,258.86)</b>	
	<b>Road &amp; Bridge Cumulative Change for Periods Shown</b>	<b>1,558,557.21</b>	<b>692,360.85</b>	<b>555,575.05</b>	<b>383,631.02</b>	<b>492,100.62</b>	<b>410,752.51</b>	<b>591,248.08</b>	<b>919,603.95</b>	<b>578,266.87</b>	<b>426,909.83</b>	<b>464,507.22</b>	<b>(26,009.17)</b>	<b>(67,258.86)</b>	
<b>Overall Totals General / Road &amp; Bridge M&amp;O</b>		<b>19,730,140.88</b>	<b>13,887,301.85</b>	<b>11,841,794.67</b>	<b>10,671,669.71</b>	<b>9,282,315.45</b>	<b>7,653,409.91</b>	<b>8,551,072.54</b>	<b>9,837,992.33</b>	<b>10,700,777.24</b>	<b>10,144,452.78</b>	<b>9,196,247.19</b>	<b>7,225,289.18</b>	<b>5,557,559.80</b>	<b>5,260,095.16</b>
	<b>Overall Over/(Under) Prior Period</b>	<b>5,842,839.03</b>	<b>2,045,507.18</b>	<b>1,170,124.96</b>	<b>1,389,354.26</b>	<b>1,628,905.54</b>	<b>(897,662.63)</b>	<b>(1,286,919.79)</b>	<b>(862,784.91)</b>	<b>556,324.46</b>	<b>948,205.59</b>	<b>1,970,958.01</b>	<b>1,667,729.38</b>	<b>297,464.64</b>	
	<b>Overall Cumulative Change for Periods Shown</b>	<b>14,470,045.72</b>	<b>8,627,206.69</b>	<b>6,581,699.51</b>	<b>5,411,574.55</b>	<b>4,022,220.29</b>	<b>2,393,314.75</b>	<b>3,290,977.38</b>	<b>4,577,897.17</b>	<b>5,440,682.08</b>	<b>4,884,357.62</b>	<b>3,936,152.03</b>	<b>1,965,194.02</b>	<b>297,464.64</b>	

**GILLESPIE COUNTY, TEXAS**  
**STATEMENT OF**  
**Fund Cash/Investment Balances of County Funds**  
**Managed by County Treasurer**

Reporting Period for Maintenance & Operating, COB/GOB Operating & I&S, Special Revenue, Special Revenue..Grants, Trust and Agency	FY2017	FY2016	FY2015	FY2014	FY2013	FY2012	FY2011	FY2010	FY2009	FY2008	FY2007	FY2006	FY2005	FY2004	FY2003	FY2002
October	16,272,543.01	14,616,600.12	17,978,164.94	25,230,555.83	8,816,582.93	9,537,288.92	10,782,786.00	11,614,108.61	10,952,885.50	9,958,440.67	7,952,494.30	6,412,175.43	5,710,864.59	5,339,657.00	5,562,776.43	5,033,726.92
November	16,757,237.98	14,967,969.47	17,265,750.38	24,953,535.22	8,890,316.88	9,228,798.73	10,570,060.92	11,537,538.96	10,498,889.31	10,152,409.10	8,025,261.13	6,492,254.19	5,815,771.82	5,220,602.83	5,513,508.58	4,915,333.89
December	18,910,143.59	17,966,511.65	18,099,680.09	26,637,026.05	11,373,696.92	10,169,466.12	11,532,479.69	12,910,952.83	11,682,933.59	10,684,794.29	8,972,555.93	7,597,535.16	6,569,101.79	5,773,095.57	6,725,293.46	5,464,922.96
January	23,410,597.59	21,039,628.80	21,177,485.65	28,516,107.73	13,685,971.08	13,393,446.13	14,318,444.26	15,498,047.87	14,366,261.90	13,481,253.20	11,165,036.24	9,488,659.54	8,523,475.25	7,456,134.19	7,390,382.57	6,921,671.85
February		22,828,117.19	22,683,610.22	29,162,422.51	14,892,438.88	14,337,413.69	15,203,602.68	15,956,038.21	15,735,998.80	14,555,820.37	12,335,852.17	10,433,012.87	9,341,225.17	8,739,837.04	8,067,857.08	7,169,069.03
March		22,133,022.22	21,915,869.23	28,011,622.33	14,353,262.89	13,961,224.66	14,605,425.43	15,787,975.99	15,568,191.69	14,421,603.69	12,279,235.33	10,316,847.09	9,342,261.49	8,166,505.99	7,877,519.02	6,846,516.10
April		21,311,930.04	19,863,672.60	26,965,965.28	14,036,410.76	13,204,240.38	14,182,107.24	14,911,731.87	15,332,630.30	14,171,385.04	12,168,084.51	10,225,221.29	9,153,636.99	7,706,537.20	7,632,850.74	6,879,522.09
May		20,969,598.11	19,534,757.94	25,202,625.86	13,381,534.31	12,853,474.81	13,180,018.23	14,443,624.89	14,826,308.29	13,675,832.00	11,856,634.81	10,019,168.98	9,181,379.67	7,645,857.66	7,396,585.22	6,758,604.54
June		20,190,779.78	18,530,454.23	23,610,769.72	27,806,922.21	11,927,636.15	12,450,284.14	13,583,948.59	14,202,648.08	13,175,542.95	11,508,032.29	9,433,093.74	8,832,285.06	7,186,622.71	7,107,557.40	6,426,986.33
July		19,259,464.27	17,462,407.18	21,673,344.14	26,973,808.70	11,234,719.43	11,652,419.87	13,105,834.49	13,620,954.46	12,336,729.42	11,412,064.22	9,030,022.51	8,376,255.12	6,807,050.38	6,620,898.14	6,217,837.20
August		18,177,957.02	16,349,354.15	19,928,413.83	25,790,313.41	10,192,089.49	11,033,361.48	12,483,092.82	12,578,256.55	11,932,892.72	10,883,175.64	8,667,571.59	7,898,769.17	6,509,004.74	5,964,701.17	5,922,921.90
September		17,394,230.12	15,336,745.28	18,465,597.00	25,364,538.77	9,249,883.17	10,060,273.87	11,399,750.14	12,236,834.57	11,640,132.20	10,474,427.70	8,299,421.01	6,600,165.99	5,886,940.47	5,731,396.90	5,654,746.62
					GOB Series 2013, Jail Construction Project, bond funding accounted for sudden increase in balance ... LL											
<b>FY Monthly Average</b>	<b>18,837,630.54</b>	<b>19,237,984.07</b>	<b>18,849,829.32</b>	<b>24,863,165.46</b>	<b>17,113,816.48</b>	<b>11,607,473.47</b>	<b>12,464,271.98</b>	<b>13,602,720.44</b>	<b>13,466,899.42</b>	<b>12,515,569.64</b>	<b>10,752,737.86</b>	<b>8,867,915.28</b>	<b>7,945,432.68</b>	<b>6,869,820.48</b>	<b>6,799,277.23</b>	<b>6,184,321.62</b>
<b>Current Reported Month and Fiscal Year To Date</b>																
<b>Over / (Under)</b>																
Same Month Prior Year	2,370,968.79															
Prior Fiscal Year End	6,016,367.47	2,057,484.84	(3,128,851.72)	(6,898,941.77)	16,114,655.60	(810,390.70)	(1,339,476.27)	(837,084.43)	596,702.37	1,165,704.50	2,175,006.69	1,699,255.02	713,225.52	155,543.57	76,650.28	1,570,570.21

GILLESPIE COUNTY, TEXAS  
STATEMENT OF  
Fund Cash/Investment Balances of County Funds  
Managed by County Treasurer

FY2001	FY1999	FY1998	FY1997	FY1996	FY1995	FY1994	FY1993	FY1992	FY1991	FY1990	FY1989	FY1988	FY1987	FY1986	FY1985	Monthly Average All Years	Reporting Period for Maintenance & Operating, COB/GOE Operating & ISS, Special Revenue, Special Revenue-Grants, Trust and Agency
4,347,101.24	2,869,048.51	2,322,043.99	1,853,442.32	1,554,442.37	1,968,633.68	1,677,992.97	1,738,021.70	1,766,907.01	1,656,979.55	1,479,994.82	1,489,873.32	773,740.58	785,053.51	551,992.07	792,093.37	6,167,798.85	October
4,073,098.62	3,844,234.24	2,806,697.13	2,287,658.80	1,738,403.49	1,588,939.20	2,054,228.71	1,872,272.98	1,664,926.42	1,867,311.17	1,603,024.84	1,422,802.33	793,137.76	666,242.80	494,761.58	623,030.66	6,122,563.86	November
4,553,826.12	4,285,123.56	3,467,225.42	2,370,460.19	2,015,412.36	1,553,702.23	2,102,455.14	2,004,156.61	1,927,643.72	2,009,088.57	2,071,100.64	1,749,440.24	1,522,220.64	794,004.97	638,401.65	592,516.53	6,825,526.15	December
5,917,064.54	5,211,901.34	4,747,606.42	3,294,281.32	2,843,260.54	2,472,762.49	2,546,555.58	2,422,956.29	2,234,617.11	2,447,087.69	2,241,349.45	2,187,618.39	1,886,694.05	1,176,726.03	895,393.31	911,641.21	8,310,829.81	January
6,421,291.43	5,911,367.71	5,322,878.29	3,993,869.93	3,407,005.87	2,960,651.56	2,960,114.57	2,786,604.82	2,577,390.38	2,873,613.36	2,643,751.97	2,515,707.05	2,279,290.31	1,697,770.08	1,530,430.47	1,707,926.04	8,572,528.65	February
6,255,513.63	5,804,576.79	5,276,473.40	3,867,713.74	3,383,796.71	2,916,434.18	2,701,020.25	2,817,055.25	2,446,335.40	2,811,958.62	2,589,532.80	2,424,636.02	2,300,423.71	1,879,466.93	1,572,385.72	1,654,964.77	8,360,980.23	March
6,165,584.41	5,611,303.40	5,147,026.03	3,856,248.10	3,370,510.51	2,844,956.24	2,603,667.16	2,814,731.50	2,446,965.20	2,846,044.26	2,647,946.48	2,446,382.46	2,354,485.13	1,884,438.19	1,647,314.57	1,771,308.72	8,111,405.11	April
5,872,305.69	5,597,466.54	5,145,729.29	3,729,564.69	3,275,787.89	2,651,158.09	2,420,785.62	2,795,038.54	2,614,500.86	2,664,830.17	2,595,986.23	2,402,307.66	2,282,817.61	1,897,795.66	1,472,593.18	1,691,409.95	7,851,452.17	May
5,398,788.82	5,229,130.33	4,886,201.25	3,531,314.01	2,987,283.92	2,535,222.99	2,084,641.35	2,566,555.11	2,371,095.71	2,474,786.80	2,436,392.72	2,319,796.07	2,217,931.41	1,815,698.58	1,439,656.15	1,651,635.17	7,908,716.92	June
4,751,943.98	5,019,100.05	4,695,468.93	3,445,413.11	2,962,321.73	2,375,375.37	2,030,459.33	2,324,655.35	2,085,490.66	2,166,748.69	2,247,875.53	2,067,555.08	1,770,363.23	1,314,952.63	1,548,746.47	998,709.28	7,498,855.30	July
4,309,221.50	4,875,181.07	4,508,722.39	3,369,995.56	2,786,747.61	2,218,481.28	1,819,617.83	2,263,605.13	2,029,973.96	2,078,961.54	2,158,156.49	1,995,691.66	1,950,450.56	1,733,830.99	1,181,205.11	1,466,150.68	7,058,831.49	August
4,084,176.41	4,575,232.89	4,394,094.37	3,208,449.92	2,590,681.06	2,088,133.77	1,584,937.70	2,069,733.13	1,872,419.95	1,917,213.24	2,014,947.50	1,765,243.49	1,643,269.78	1,541,576.26	770,951.77	839,823.87	6,607,452.84	September

5,179,169.70	5,016,916.49	4,439,764.29	3,273,083.61	2,767,887.83	2,314,188.31	2,239,759.74	2,369,613.97	2,167,531.76	2,327,045.76	2,264,009.24	2,094,893.19	1,951,484.58	1,479,879.11	1,159,548.41	1,240,115.03	972,077.01	
--------------	--------------	--------------	--------------	--------------	--------------	--------------	--------------	--------------	--------------	--------------	--------------	--------------	--------------	--------------	--------------	------------	--

(491,056.48)	181,138.52	1,185,644.45	617,768.86	492,547.29	513,196.07	(484,795.43)	197,313.18	(44,793.29)	(97,734.26)	248,704.01	122,973.71	101,693.52	770,624.49	(68,872.10)	168,301.80		
--------------	------------	--------------	------------	------------	------------	--------------	------------	-------------	-------------	------------	------------	------------	------------	-------------	------------	--	--

NOTE: Rollback election held  
April 05, 1986 - rollback passed

GILLESPIE COUNTY, TEXAS  
COUNTY SALES TAX ALLOCATION SUMMARY

March 1988 through FY2017

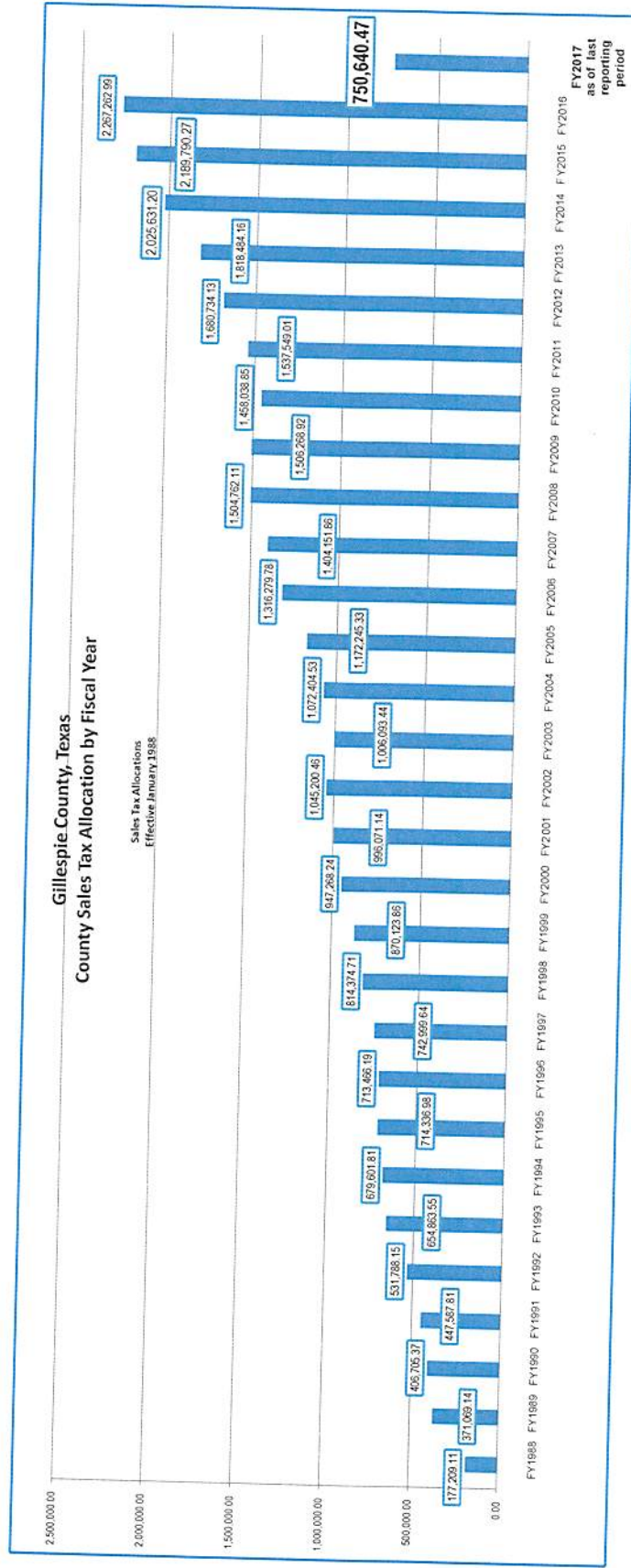
Period Tax Allocation Received	FY1988	FY1989	FY1990	FY1991	FY1992	FY1993	FY1994	FY1995	FY1996	FY1997	FY1998	FY1999	FY2000	FY2001	FY2002	FY2003	FY2004	FY2005	
October	22,814.86	26,581.55	33,537.36	41,801.10	49,891.91	62,743.15	80,466.86	52,039.59	54,937.80	50,951.69	65,241.66	66,865.94	75,743.16	81,976.96	77,478.63	82,681.54			
November	43,215.06	44,231.67	43,279.83	50,014.92	55,881.19	64,445.89	61,441.85	62,637.05	66,939.70	74,731.00	69,172.12	86,097.63	88,692.77	87,008.90	94,471.11	103,544.31			
December	24,372.61	27,072.59	27,183.79	32,955.97	49,151.47	46,349.36	49,876.22	60,611.06	60,993.07	70,326.26	85,955.47	70,180.00	82,867.46	77,782.13	84,302.14	87,745.88			
January	23,143.13	28,570.51	34,889.95	33,040.99	47,072.78	61,026.80	58,115.99	55,693.53	56,392.42	60,999.63	58,712.49	77,326.63	85,504.02	80,588.74	80,660.57	92,483.12			
February	55,088.79	55,601.40	56,602.45	64,014.66	85,296.84	86,415.96	79,879.42	75,116.79	82,205.50	94,754.00	105,116.56	99,795.36	104,669.49	112,735.48	104,087.24	121,222.18			
March	10,048.12	19,376.35	22,842.31	27,786.80	30,546.86	42,841.80	37,623.28	44,989.12	55,664.23	49,941.44	54,150.75	58,367.91	72,738.72	61,652.87	77,471.73	65,204.25	71,784.27	85,739.86	
April	13,766.26	18,223.31	22,431.61	26,597.86	52,007.16	42,480.30	66,059.85	45,888.42	50,129.00	59,849.70	66,064.12	69,317.85	72,330.32	62,331.14	70,741.63	65,184.79			
May	37,630.57	41,151.11	44,480.87	46,655.96	31,203.05	66,316.77	57,489.64	64,876.89	62,424.84	71,469.17	91,409.71	96,441.51	93,043.82	94,505.94	93,443.25	112,599.80			
June	24,530.57	24,076.76	27,059.33	31,503.80	41,913.33	49,605.58	44,847.36	48,588.21	58,748.69	61,697.08	72,275.15	70,155.54	92,403.56	87,764.45	89,329.15	105,312.44			
July	20,139.41	24,953.23	27,959.52	34,719.01	43,922.13	49,484.53	48,388.42	50,605.85	54,962.82	57,092.55	64,908.17	59,958.51	76,576.31	87,095.36	89,767.62	94,818.82			
August	40,170.12	40,397.69	50,886.17	50,866.06	58,425.43	75,116.78	67,507.13	66,889.81	59,548.35	72,812.17	98,764.26	91,921.77	116,409.87	90,690.86	95,008.16	113,602.54	120,028.40		
September	24,924.06	28,458.24	28,987.84	33,905.34	56,740.88	52,232.41	48,155.60	61,535.89	71,272.01	70,867.09	69,870.60	74,040.54	81,351.52	82,708.52	84,660.29	88,592.39	100,874.13		
Total Per Year	177,209.11	371,059.14	406,705.37	447,587.81	531,788.15	654,863.55	679,601.81	714,336.98	713,466.19	742,699.04	814,374.71	870,123.86	947,268.24	996,071.14	1,045,200.46	1,006,093.44	1,072,404.53	1,172,245.33	
Total All Years	177,209.11	548,278.25	954,983.82	1,402,571.43	1,934,359.58	2,589,223.13	3,268,824.94	3,883,161.92	4,696,628.11	5,439,627.75	6,254,002.46	7,124,126.32	8,071,394.56	9,067,465.70	10,112,666.16	11,118,759.60	12,191,164.13	13,363,409.46	
\$ Inc / (Dec) Over Prior Year	193,860.03	35,636.23	40,882.44	84,200.34	123,076.40	24,738.26	34,735.17	(870.79)	29,533.45	71,375.07	55,749.15	77,144.38	48,802.90	49,129.32	(39,107.02)	66,311.09	99,840.80		
% Inc / (Dec) Over Prior Year	109.40%	9.60%	10.05%	18.81%	23.14%	3.78%	5.11%	-0.12%	4.14%	9.61%	8.87%	5.15%	4.93%	-3.74%	6.50%	9.31%			
<b>Calendar Year Allocations</b>																			
	CY1987	CY1988	CY1989	CY1990	CY1991	CY1992	CY1993	CY1994	CY1995	CY1996	CY1997	CY1998	CY1999	CY2000	CY2001	CY2002	CY2003	CY2004	
0.00	267,411.64	378,752.42	412,820.54	453,560.47	558,848.27	659,137.56	711,691.42	690,744.53	719,148.96	750,552.57	827,513.03	894,484.16	950,041.96	1,020,031.58	1,044,865.04	1,015,577.33	1,090,124.38		
\$ Inc / (Dec) Over Prior Year	267,411.64	111,340.78	34,068.12	50,739.93	95,087.80	110,489.29	42,553.86	(20,946.89)	28,404.43	31,433.61	76,930.46	66,971.13	55,557.80	69,869.62	24,833.46	(29,287.71)	74,547.05		

GILLESPIE COUNTY, TEXAS  
COUNTY SALES TAX ALLOCATION SUMMARY  
March 1988 through FY2017

FY2006	FY2007	FY2008	FY2009	FY2010	FY2011	FY2012	FY2013	FY2014	FY2015	FY2016	FY2017	Overall Average	Per Month	Month Of	FY2017 Over / (Under) Same Period FY2016	YTD
95,196.66	106,167.81	115,258.59	118,217.21	102,116.77	112,243.67	125,692.57	141,081.56	146,138.99	157,617.68	147,646.21	169,840.22	169,840.22	October	August	196,293.03	196,293.03
110,963.24	122,702.26	130,133.07	134,938.43	123,352.45	131,441.01	134,615.56	165,928.20	184,365.11	192,079.08	192,079.08	196,293.03	196,293.03	September and 3rd Quarter	November	190,144.19	190,144.19
100,977.05	106,040.22	118,582.93	120,353.68	121,763.89	127,081.99	144,995.63	158,611.46	185,647.66	184,858.53	184,858.53	194,363.03	194,363.03	December	January	190,144.19	190,144.19
107,956.62	116,856.59	121,835.04	124,899.65	114,005.56	129,099.90	135,485.95	156,063.01	159,082.75	173,843.05	175,216.35	194,363.03	194,363.03	January	February	190,144.19	190,144.19
137,746.11	151,528.51	158,719.04	156,720.77	152,630.66	164,529.87	183,126.02	202,308.32	223,742.03	254,424.26	254,424.26	194,363.03	194,363.03	February, 4th Quarter, Yearly	March	190,144.19	190,144.19
89,543.91	88,396.24	99,481.19	98,664.79	90,364.94	97,024.18	107,810.68	120,617.71	136,428.71	141,523.60	150,478.20	169,840.22	169,840.22	March	April	161,767.10	161,767.10
125,621.99	132,335.88	133,405.05	141,709.49	148,772.69	153,252.45	177,882.27	195,085.16	203,013.55	239,591.23	239,591.23	169,840.22	169,840.22	April	May	181,228.88	181,228.88
109,464.20	113,117.58	133,410.60	129,041.03	127,995.46	129,743.30	144,969.57	152,170.48	188,564.70	184,367.61	187,272.66	194,363.03	194,363.03	May	June	181,228.88	181,228.88
112,088.28	119,646.83	122,196.26	117,201.96	116,809.95	125,153.69	140,438.50	154,274.37	165,319.97	187,207.85	187,207.85	194,363.03	194,363.03	June	July	181,228.88	181,228.88
130,749.36	138,119.40	142,760.87	136,001.87	141,909.04	153,274.75	160,837.54	148,661.30	187,789.04	216,770.81	212,661.23	194,363.03	194,363.03	July	August	181,228.88	181,228.88
108,739.98	116,108.09	124,848.42	128,853.49	125,117.90	117,914.04	138,870.51	151,120.09	172,568.83	184,784.93	179,939.06	194,363.03	194,363.03	August and 2nd Quarter	September	181,228.88	181,228.88
146,679,689.24	16,083,841.10	17,588,603.21	19,094,872.13	20,552,910.98	22,090,459.99	23,771,224.12	25,589,708.28	27,615,339.48	29,805,129.75	32,072,392.74	32,823,033.21	32,823,033.21	Total Per Year	Total All Years	1,105,944.58	(1,516,622.52)
13,162,278.78	14,041,511.86	15,047,702.11	15,062,968.92	14,458,038.85	15,375,491.01	16,880,764.13	18,184,484.16	2,025,631.20	2,189,790.27	2,267,262.99	750,640.47	750,640.47	Annual Average As of Last Full Reporting Year	Annual Average	1,105,944.58	(1,516,622.52)
144,034.45	87,872.08	100,610.25	1,506.81	(48,230.07)	79,510.16	143,215.12	137,720.03	207,147.04	164,159.07	77,472.72	(1,516,622.52)	(1,516,622.52)	\$ Inc / (Dec) Over Prior Year	\$ Inc / (Dec) Over Prior Year	74,644.78	(1,516,622.52)
12.29%	6.68%	7.17%	0.10%	-3.20%	5.45%	9.31%	8.19%	11.39%	8.10%	3.54%	-66.89%	-66.89%	% Inc / -Dec Over Prior Year	% Inc / -Dec Over Prior Year		
CY2005	CY2006	CY2007	CY2008	CY2009	CY2010	CY2011	CY2012	CY2013	CY2014	CY2015	CY2016	CY2016				
1,205,410.75	1,344,052.92	1,433,216.16	1,514,296.84	1,479,992.71	1,485,825.03	1,546,945.29	1,717,241.33	1,868,270.04	2,082,583.00	2,186,843.64	2,298,856.61	2,298,856.61				
115,286.37	138,642.17	89,163.24	81,080.68	(34,304.13)	5,832.32	61,120.26	170,296.04	151,028.71	214,312.96	104,260.64	112,012.97	112,012.97				

NOTATION: Sales tax allocation was reduced by an audit correction of \$52,072.11 in FY2012. This also had a large impact from the City of Henderson that was received by Gillespie County during FY2012. The City of Henderson was not audited and adjustment reported. This also had a large impact from the City of Henderson that was received by Gillespie County during FY2012. The City of Henderson was not audited and adjustment reported. This also had a large impact from the City of Henderson that was received by Gillespie County during FY2012. The City of Henderson was not audited and adjustment reported.

GILLESPIE COUNTY, TEXAS  
COUNTY SALES TAX ALLOCATION SUMMARY  
March 1988 through FY2017





**GILLESPIE COUNTY, TEXAS**  
**REPAYMENT OF ERRONEOUS RECEIPT OF SALES AND USE TAX**  
**January 1997 Through October 2016**  
**Paid Off September 2016**

Year 1	Year 2	Year 3	Year 4	Year 5	Year 6	Year 7	Year 8	Year 9	Year 10	Year 11	Year 12	Year 13	Year 14	Year 15	Year 16	Year 17	Year 18	Year 19	Year 20
1997	1998	1999	2000	2001	2002	2003	2004	2005	2006	2007	2008	2009	2010	2011	2012	2013	2014	2015	2016
211,870.02	201,276.54	190,683.06	180,089.58	169,496.10	158,902.62	148,309.14	137,715.66	127,122.18	116,528.70	105,935.22	95,341.74	84,748.26	74,154.78	63,561.30	52,967.82	42,374.34	31,780.86	21,187.38	10,593.90
2,648.37	2,648.37	2,648.37	2,648.37	2,648.37	2,648.37	2,648.37	2,648.37	2,648.37	2,648.37	2,648.37	2,648.37	2,648.37	2,648.37	2,648.37	2,648.37	2,648.37	2,648.37	2,648.37	2,648.37
2,648.37	2,648.37	2,648.37	2,648.37	2,648.37	2,648.37	2,648.37	2,648.37	2,648.37	2,648.37	2,648.37	2,648.37	2,648.37	2,648.37	2,648.37	2,648.37	2,648.37	2,648.37	2,648.37	2,648.37
2,648.37	2,648.37	2,648.37	2,648.37	2,648.37	2,648.37	2,648.37	2,648.37	2,648.37	2,648.37	2,648.37	2,648.37	2,648.37	2,648.37	2,648.37	2,648.37	2,648.37	2,648.37	2,648.37	2,648.37
2,648.37	2,648.37	2,648.37	2,648.37	2,648.37	2,648.37	2,648.37	2,648.37	2,648.37	2,648.37	2,648.37	2,648.37	2,648.37	2,648.37	2,648.37	2,648.37	2,648.37	2,648.37	2,648.37	2,648.37
10,593.48	21,186.96	31,780.44	42,373.92	52,967.40	63,560.88	74,154.36	84,747.84	95,341.32	105,934.80	116,528.28	127,121.76	137,715.24	148,308.72	158,902.20	169,495.68	180,089.16	190,682.64	201,276.12	211,870.02
201,276.54	190,683.06	180,089.58	169,496.10	158,902.62	148,309.14	137,715.66	127,122.18	116,528.70	105,935.22	95,341.74	84,748.26	74,154.78	63,561.30	52,967.82	42,374.34	31,780.86	21,187.38	10,593.90	(0.00)
201,276.54	190,683.06	180,089.58	169,496.10	158,902.62	148,309.14	137,715.66	127,122.18	116,528.70	105,935.22	95,341.74	84,748.26	74,154.78	63,561.30	52,967.82	42,374.34	31,780.86	21,187.38	10,593.90	0.00

Gillespie County proposal of repayment (as outlined in letter of October 18, 1996) as accepted by State Comptroller ...  
Gillespie County will make 80 quarterly payments (due first of each month: January, April, July, and October) ...  
for 20 years beginning January 01, 1997:

79 quarterly payments of \$2,648.37 each beginning on January 01, 1997 through July 01, 2016 and  
a final payment of \$2,648.79 on October 01, 2016 for a total of \$211,870.02.

**Gillespie County, Texas  
Hotel Occupancy Tax ... Quarterly Recaps  
As of Period Ending January 31, 2017**

	Collection/Remittance Period	Collections		Disbursements		Cash Balance	
		HOT & P&I Interest Earnings	Convention & Visitors Bureau	Organizations etc			
FY2017	3rd Quarter 2017						
	Sub-Total	0.00	0.00	0.00	0.00		
FY2016	2nd Quarter 2017						
	1st Quarter 2017		57,614.06				
	4th Quarter 2016		111,214.19	166,071.00		611,170.21	
	3rd Quarter 2016		142,319.44			553,556.15	
	Sub-Total	145,076.69	311,147.69	166,071.00	0.00	608,412.96	
FY2015	2nd Quarter 2016		124,466.03	150,829.00	120,000.00	466,093.52	
	1st Quarter 2016		128,625.32			612,456.49	
	4th Quarter 2015		96,483.07	150,829.00		483,831.17	
	3rd Quarter 2015		115,558.26		(881.94)	538,177.10	
	Sub-Total	44,356.62	465,132.68	301,658.00	119,118.06		
FY2014	2nd Quarter 2015		120,944.22	127,742.50	118,000.00	421,736.90	
	1st Quarter 2015		122,937.00			546,535.18	
	4th Quarter 2014		104,239.90	127,742.50		423,598.18	
	3rd Quarter 2014		120,711.31			447,100.78	
	Sub-Total	95,347.43	468,832.43	255,485.00	118,000.00		
FY2013	2nd Quarter 2014		95,362.58	111,163.00	120,000.00	326,389.47	
	1st Quarter 2014		92,050.01			462,189.89	
	4th Quarter 2013		90,687.97	111,163.00		370,139.88	
	3rd Quarter 2013		82,776.94			390,614.91	
	Sub-Total	18,551.50	360,877.50	222,326.00	120,000.00		
FY2012	2nd Quarter 2013		82,927.36	96,357.50	80,000.00	307,837.97	
	1st Quarter 2013		102,188.41			401,268.11	
	4th Quarter 2012		56,763.25	96,357.50		299,079.70	
	3rd Quarter 2012		69,377.43			338,673.95	
	Sub-Total	38,541.45	311,256.45	192,715.00	80,000.00		
FY2011	2nd Quarter 2012		76,505.61	84,193.50	11,000.00	269,296.52	
	1st Quarter 2012		67,043.98		69,000.00	287,984.41	
	4th Quarter 2011		63,485.70	84,193.50		289,940.43	
	3rd Quarter 2011		62,766.18			310,648.23	
	Sub-Total	21,414.47	269,801.47	168,387.00	80,000.00		
FY2010	2nd Quarter 2011		60,050.07	80,530.57		247,882.05	
	1st Quarter 2011		61,473.10		80,000.00	268,362.55	
	4th Quarter 2010		47,182.38	80,530.57		286,889.45	
	3rd Quarter 2010		67,036.85			320,237.64	
	Sub-Total	(5,318.74)	235,742.40	161,061.14	80,000.00		
FY2009	2nd Quarter 2010		47,363.32	82,089.00	61,500.00	253,200.79	
	1st Quarter 2010		67,910.43			349,426.47	
	4th Quarter 2009		46,539.68	82,089.00		281,516.04	
	3rd Quarter 2009		63,672.15			317,065.36	
	Sub-Total	(192.42)	225,485.58	164,178.00	61,500.00		
FY2008	2nd Quarter 2009		55,182.22			253,393.21	
	1st Quarter 2009		68,196.40	80,854.20		198,210.99	
	4th Quarter 2008		43,834.09	80,854.20		210,868.79	
	3rd Quarter 2008		75,474.18		15,000.00	247,888.90	
	Sub-Total	65,978.49	242,686.89	161,708.40	15,000.00		
FY2007	2nd Quarter 2008		52,205.02	100,000.00		187,414.72	
	1st Quarter 2008		62,603.17			235,209.70	
	4th Quarter 2007		53,485.43			172,606.53	
	3rd Quarter 2007		61,352.43			119,121.10	
	Sub-Total	129,646.05	229,646.05	100,000.00	0.00		
FY2007	2nd Quarter 2007		57,271.57			57,768.67	
	1st Quarter 2007		497.10	0.00	0.00	497.10	
	Sub-Total	57,768.67	57,768.67	0.00	0.00		
	Sub-Total			1,893,589.54	673,618.06		
<b>Totals All Years</b>		<b>Revenues</b>	<b>3,178,377.81</b>	<b>Expenditures</b>	<b>2,567,207.60</b>	<b>Net Cash Effect</b>	<b>611,170.21</b>

### GILLESPIE COUNTY, TEXAS

GOB Series 2010 Refunding Bonds ... December.2010  
 Post COB Series 2001 ... September.2001

Bond Redemptions & Interest Payment Schedule  
 February.2011 through February.2021

		Year 1	Year 2	Year 3	Year 4	Year 5	Year 6	Year 7	Year 8	Year 9	Year 10	Year 11			
		2011	2012	2013	2014	2015	2016	2017	2018	2019	2020	2021			
<b>Actual Balance At Year Start</b>		1,839,134.46	1,779,647.50	1,603,672.50	1,429,447.50	1,247,370.00	1,067,992.50	<b>891,727.50</b>					<b>Actual Balance At Year Start</b>		
February	bonds	35,000.00	140,000.00	140,000.00	150,000.00	150,000.00	150,000.00							bonds	February
	interest	6,079.46	18,407.50	17,567.50	16,657.50	15,420.00	13,957.50							interest	
August	bonds	0.00	0.00	0.00	0.00	0.00	0.00							bonds	August
	interest	18,407.50	17,567.50	16,657.50	15,420.00	13,957.50	12,307.50							interest	
<b>Total Remitted To Date</b>		59,486.96	235,461.96	409,686.96	591,764.46	771,141.96	947,406.96	<b>947,406.96</b>	947,406.96	947,406.96	947,406.96	947,406.96	<b>Total Remitted To Date</b>		
<b>Actual Balance To Date</b>		1,779,647.50	1,603,672.50	1,429,447.50	1,247,370.00	1,067,992.50	891,727.50	<b>891,727.50</b>					<b>Actual Balance To Date</b>		
<b>Projected Pymnt Per Year</b>		59,486.96	175,975.00	174,225.00	182,077.50	179,377.50	<b>176,265.00</b>	177,677.50	178,540.00	178,865.00	178,670.00	177,975.00	<b>Projected Pymnt Per Year</b>		
<b>Projected Balance At Year End</b>		1,779,647.50	1,603,672.50	1,429,447.50	1,247,370.00	1,067,992.50	<b>891,727.50</b>	714,050.00	535,510.00	356,645.00	177,975.00	0.00	<b>Projected Balance At Year End</b>		

<b>\$1,988,356.26</b>	COB Series 2001 Debt Service on Refunded Bonds	<b>\$1,590,000.00</b>	Principal	<b>\$1,590,000.00</b>	Series 2010 Sources of Funds..Proceeds of Bonds
<b>\$1,839,134.46</b>	GOB Series 2010 Refunded Bonds	<b>\$249,134.46</b>	interest	<b>\$38,746.50</b>	Cost of Issuance
<b>\$149,221.80</b>	Net savings	<b>\$1,839,134.46</b>	GOB Series 2010, Refunding Bonds	<b>\$1,551,253.50</b>	Deposit to Escrow

Original Certificates of Obligation Bonds Series 2001 payments started February 2002  
 Series 2010 Refunding ... Interest and Bond Redemptions due February of each year starting February of 2011  
 Series 2010 Refunding ... Interest only due August of each year starting August of 2011

GILLESPIE COUNTY, TEXAS

GOB Series 2013 ... Jail Project

Bond Redemptions Interest Payment Schedule  
February, 2014 through February, 2033

Schedule Bond Redemption & Interest Payment	Initial Receipt of Bonds June 2013	Year 1 2014	Year 2 2015	Year 3 2016	Year 4 2017	Year 5 2018	Year 6 2019	Year 7 2020	Year 8 2021	Year 9 2022	Year 10 2023
<b>Projected Balances At Year Start</b>	20,429,713.00	19,408,475.00	18,387,525.00	17,367,275.00	16,347,925.00	15,324,725.00	14,300,875.00	13,279,650.00	12,256,300.00	11,234,800.00	
February bonds	0.00	395,000.00	530,000.00	540,000.00	550,000.00	565,000.00	580,000.00	595,000.00	620,000.00	645,000.00	670,000.00
interest	0.00	378,113.00	248,125.00	242,825.00	237,425.00	231,925.00	226,275.00	217,575.00	208,650.00	194,700.00	181,800.00
August bonds	0.00	0.00	0.00	0.00	0.00	0.00	0.00	0.00	0.00	0.00	0.00
interest	0.00	248,125.00	242,825.00	237,425.00	231,925.00	226,275.00	217,575.00	208,650.00	194,700.00	181,800.00	168,400.00
<b>Projected Total Remittance</b>	0.00	1,021,238.00	2,042,188.00	3,062,438.00	4,081,788.00	5,104,888.00	6,128,838.00	7,150,063.00	8,173,413.00	9,194,913.00	10,215,113.00
<b>Project Balances At Year End</b>	20,429,713.00	19,408,475.00	18,387,525.00	17,367,275.00	16,347,925.00	15,324,725.00	14,300,875.00	13,279,650.00	12,256,300.00	11,234,800.00	10,214,600.00
Bonds Issued June 2014											
Principal and interest payments due February of each year starting February of 2014											
Interest only payments due August of each year starting August of 2014											

Outstanding Tax Secured Debt	Initial Receipt of Bonds June 2013	Year 1 2014	Year 2 2015	Year 3 2016	Year 4 2017	Year 5 2018	Year 6 2019	Year 7 2020	Year 8 2021	Year 9 2022	Year 10 2023
<b>Balances At Year Start</b>	20,429,713.00	19,408,475.00	18,387,525.00	17,367,275.00	16,347,925.00	15,324,725.00	14,300,875.00	13,279,650.00	12,256,300.00	11,234,800.00	10,214,600.00
February bonds	0.00	395,000.00	530,000.00	540,000.00	550,000.00	565,000.00	580,000.00	595,000.00	620,000.00	645,000.00	670,000.00
interest	0.00	378,112.50	248,125.00	242,825.00	237,425.00	231,925.00	226,275.00	217,575.00	208,650.00	194,700.00	181,800.00
August bonds	0.00	0.00	0.00	0.00	0.00	0.00	0.00	0.00	0.00	0.00	0.00
interest	0.00	248,125.00	242,825.00	237,425.00	231,925.00	226,275.00	217,575.00	208,650.00	194,700.00	181,800.00	168,400.00
<b>Total Annual Remittances</b>	0.00	1,021,237.50	2,042,187.50	3,062,437.50	4,081,787.50	5,104,887.50	6,128,837.50	7,150,062.50	8,173,412.50	9,194,912.50	10,215,112.50
<b>Total Remittances To Date</b>	0.00	1,021,237.50	2,042,187.50	3,062,437.50	4,081,787.50	5,104,887.50	6,128,837.50	7,150,062.50	8,173,412.50	9,194,912.50	10,215,112.50

GILLESPIE COUNTY, TEXAS

GOB Series 2013 ... Jail Project

Bond Redemptions Interest Payment Schedule  
February, 2014 through February, 2033

Schedule	Year 11	Year 12	Year 13	Year 14	Year 15	Year 16	Year 17	Year 18	Year 19	Year 20
Bond Redemption & Interest Payment	2024	2025	2026	2027	2028	2029	2030	2031	2032	2033
<b>Projected Balances At Year Start</b>	10,214,600.00	9,191,800.00	8,172,500.00	7,152,800.00	6,129,000.00	5,107,400.00	4,084,300.00	3,061,100.00	2,039,200.00	1,020,000.00
February	700,000.00	725,000.00	755,000.00	790,000.00	820,000.00	855,000.00	890,000.00	925,000.00	960,000.00	1,000,000.00
August	168,400.00	154,400.00	139,900.00	124,800.00	109,000.00	92,600.00	75,500.00	57,700.00	39,200.00	20,000.00
bonds interest	0.00	0.00	0.00	0.00	0.00	0.00	0.00	0.00	0.00	0.00
bonds interest	154,400.00	139,900.00	124,800.00	109,000.00	92,600.00	75,500.00	57,700.00	39,200.00	20,000.00	0.00
<b>Projected Total Remittance</b>	11,237,913.00	12,257,213.00	13,276,913.00	14,300,713.00	15,322,313.00	16,345,413.00	17,368,613.00	18,390,513.00	19,409,713.00	20,429,713.00
<b>Project Balances At Year End</b>	9,191,800.00	8,172,500.00	7,152,800.00	6,129,000.00	5,107,400.00	4,084,300.00	3,061,100.00	2,039,200.00	1,020,000.00	0.00
Bonds Issued June, 2014										
Principal and Interest payments due February of each year starting February of 2014										
Interest only payments due August of each year starting August of 2014										

Outstanding Tax Secured Debt	Year 11	Year 12	Year 13	Year 14	Year 15	Year 16	Year 17	Year 18	Year 19	Year 20
	2024	2025	2026	2027	2028	2029	2030	2031	2032	2033
<b>Balances At Year Start</b>										
February										
August										
bonds interest										
bonds interest										
<b>Total Annual Remittances</b>										
<b>Total Remittances To Date</b>										

**GILLESPIE COUNTY, TEXAS**  
Capital Assets Lease/Purchase ... Contract 6451, September, 2013  
Road & Bridge Departments

**PROJECTED Payments**

Balance At Year Start	FY2016			FY2017			FY2018			FY2019		
	Total Payment	Principal	Interest	Total Payment	Principal	Interest	Total Payment	Principal	Interest	Total Payment	Principal	Interest
#####	5,221.04	4,622.79	598.25	5,221.04	4,803.90	417.14	5,221.04	4,992.12	28.92	5,187.70	33.34	10,442.08
October	5,221.04	4,622.79	598.25	5,221.04	4,803.90	417.14	5,221.04	4,992.12	28.92	5,187.70	33.34	10,442.08
November	5,221.04	4,637.62	583.42	5,221.04	4,819.31	401.73	5,221.04	5,008.13	212.91	5,204.37	16.67	10,442.08
December	5,221.04	4,652.49	568.55	5,221.04	4,834.77	386.27	5,221.04	5,024.20	196.84	5,204.37	16.67	10,442.08
January	5,221.04	4,667.42	553.62	5,221.04	4,819.31	401.73	5,221.04	5,024.20	196.84	5,204.37	16.67	10,442.08
February	5,221.04	4,682.39	538.65	5,221.04	4,850.28	370.76	5,221.04	5,040.31	180.73	5,204.37	16.67	10,442.08
March	5,221.04	4,697.41	523.63	5,221.04	4,881.45	339.59	5,221.04	5,072.70	148.34	5,204.37	16.67	10,442.08
April	5,221.04	4,712.48	508.56	5,221.04	4,912.82	308.22	5,221.04	5,105.30	115.74	5,204.37	16.67	10,442.08
May	5,221.04	4,727.59	493.45	5,221.04	4,942.82	276.66	5,221.04	5,121.67	82.94	5,204.37	16.67	10,442.08
June	5,221.04	4,742.76	478.28	5,221.04	4,972.82	245.10	5,221.04	5,141.52	50.38	5,204.37	16.67	10,442.08
July	5,221.04	4,757.97	463.07	5,221.04	4,997.82	213.54	5,221.04	5,161.37	18.82	5,204.37	16.67	10,442.08
August	5,221.04	4,773.23	447.81	5,221.04	5,017.82	181.98	5,221.04	5,181.22	1.26	5,204.37	16.67	10,442.08
September	5,221.04	4,788.54	432.50	5,221.04	5,037.82	150.42	5,221.04	5,201.07	0.00	5,204.37	16.67	10,442.08
Projected Balance Year End	56,462.69	6,189.79	6,189.79	58,674.83	3,977.65	3,977.65	60,973.68	1,478.80	1,478.80	10,392.07	50.01	73,094.56
Total Proposed Payments Per Year	62,652.48	62,652.48	62,652.48	62,652.48	62,652.48	62,652.48	62,652.48	62,652.48	62,652.48	62,652.48	62,652.48	62,652.48

**ACTUAL Payments**

**GILLESPIE COUNTY, TEXAS**  
Capital Assets Lease/Purchase ... Contract 6451, September, 2013  
Road & Bridge Departments

Balance At Year Start	FY2016			FY2017			FY2018			FY2019		
	Total Payment	Principal	Interest	Total Payment	Principal	Interest	Total Payment	Principal	Interest	Total Payment	Principal	Interest
193,188.48	5,221.04	4,637.62	583.42	5,221.04	4,803.90	417.14	5,221.04	4,819.31	401.73	5,221.04	4,819.31	401.73
October	5,221.04	4,637.62	583.42	5,221.04	4,803.90	417.14	5,221.04	4,819.31	401.73	5,221.04	4,819.31	401.73
November	5,221.04	4,652.49	567.55	5,221.04	4,819.31	401.73	5,221.04	4,819.31	401.73	5,221.04	4,819.31	401.73
December	5,221.04	4,667.42	553.62	5,221.04	4,819.31	401.73	5,221.04	4,819.31	401.73	5,221.04	4,819.31	401.73
January	5,221.04	4,682.39	538.65	5,221.04	4,819.31	401.73	5,221.04	4,819.31	401.73	5,221.04	4,819.31	401.73
February	5,221.04	4,697.41	523.63	5,221.04	4,819.31	401.73	5,221.04	4,819.31	401.73	5,221.04	4,819.31	401.73
March	5,221.04	4,712.48	508.56	5,221.04	4,819.31	401.73	5,221.04	4,819.31	401.73	5,221.04	4,819.31	401.73
April	5,221.04	4,727.59	493.45	5,221.04	4,819.31	401.73	5,221.04	4,819.31	401.73	5,221.04	4,819.31	401.73
May	5,221.04	4,742.76	478.28	5,221.04	4,819.31	401.73	5,221.04	4,819.31	401.73	5,221.04	4,819.31	401.73
June	5,221.04	4,757.97	463.07	5,221.04	4,819.31	401.73	5,221.04	4,819.31	401.73	5,221.04	4,819.31	401.73
July	5,221.04	4,773.23	447.81	5,221.04	4,819.31	401.73	5,221.04	4,819.31	401.73	5,221.04	4,819.31	401.73
August	5,221.04	4,788.54	432.50	5,221.04	4,819.31	401.73	5,221.04	4,819.31	401.73	5,221.04	4,819.31	401.73
September	5,221.04	4,788.54	432.50	5,221.04	4,819.31	401.73	5,221.04	4,819.31	401.73	5,221.04	4,819.31	401.73
September payment	0.00	0.00	0.00	5,221.04	4,819.31	401.73	5,221.04	4,819.31	401.73	5,221.04	4,819.31	401.73
principal/interest	0.00	0.00	0.00	5,221.04	4,819.31	401.73	5,221.04	4,819.31	401.73	5,221.04	4,819.31	401.73
Total Payments as of Current Date	57,430.44	51,839.90	5,590.54	26,105.20	24,158.64	1,946.56	109,652.84	135,758.04	109,652.84	109,652.84	109,652.84	109,652.84
Total Payments	57,430.44	51,839.90	5,590.54	26,105.20	24,158.64	1,946.56	109,652.84	135,758.04	109,652.84	109,652.84	109,652.84	109,652.84
Balance as of Current Period	135,758.04	109,652.84	109,652.84	135,758.04	109,652.84	109,652.84	135,758.04	109,652.84	109,652.84	135,758.04	109,652.84	109,652.84



**GILLESPIE COUNTY, TEXAS**  
**Public Property Finance ... Contract 6774, October 24, 2014**  
**Sheriff Office ... Law Enforcement Radio System Upgrade**

**ACTUAL Payments**

ACTUAL Payments	FY2016			FY2017			FY2018		
	Total Payment	Principal	Interest	Total Payment	Principal	Interest	Total Payment	Principal	Interest
Balance Year Start	623,572.07			555,003.71					
October payment	5,714.03			5,714.03					
principal/interest		4,141.76	1,572.27		4,291.13	1,422.90			
November payment	5,714.03			5,714.03					
principal/interest		4,154.01	1,560.02		4,303.81	1,410.22			
December payment	5,714.03			5,714.03					
principal/interest		4,166.29	1,547.74		4,316.54	1,397.49			
January payment	5,714.03			5,714.03					
principal/interest		4,178.61	1,535.42		4,329.30	1,384.73			
February payment	5,714.03								
principal/interest		4,190.96	1,523.07						
March payment	5,714.03								
principal/interest		4,203.35	1,510.68						
April payment	5,714.03								
principal/interest		4,215.78	1,498.25						
May payment	5,714.03								
principal/interest		4,228.25	1,485.78						
June payment	5,714.03								
principal/interest		4,240.75	1,473.28						
July payment	5,714.03								
principal/interest		4,253.29	1,460.74						
August payment	5,714.03								
principal/interest		4,265.86	1,448.17						
September payment	5,714.03								
principal/interest		4,278.48	1,435.55						
<b>Total Payments Current Period</b>									
Total Payments	68,568.36			22,856.12					
Principal	50,517.39			17,240.78					
Interest	18,050.97			5,615.34					
<b>Balance Current Period</b>									
	555,003.71			532,147.59					



GILLESPIE COUNTY TEXAS

Investment Performance Summary  
Certificate of Deposits

Financial Institution	FY2017												Year To Date
	Oct	Nov	Dec	Jan	Feb	Mar	Apr	May	Jun	Jul	Aug	Sep	
<b>Blanco National Bank</b>													
Certificate of Deposits ... held at face value	2,400,000	2,400,000	2,400,000	2,400,000	2,400,000	2,400,000	2,400,000	2,400,000	2,400,000	2,400,000	2,400,000	2,400,000	2,400,000
Amount of Investment	0.4500	0.4500	0.4500	0.4500	0.4500	0.4500	0.4500	0.4500	0.4500	0.4500	0.4500	0.4500	0.4500
Average Interest Rate	887.76	917.28	887.76	917.28	914.82	860.48	917.28	887.76	917.28	890.22	917.28	917.28	917.28
Earned Interest	3,610.08												
<b>Security State Bank &amp; Trust</b>													
Certificate of Deposits ... held at face value	2,650,000	2,650,000	2,650,000	2,650,000	2,650,000	2,650,000	2,650,000	2,650,000	2,650,000	2,650,000	2,650,000	2,650,000	2,650,000
Amount of Investment	0.3667	0.3667	0.3667	0.3668	0.3668	0.3667	0.3667	0.3667	0.3667	0.3667	0.3667	0.3667	0.3667
Average Interest Rate	782.91	834.46	807.57	834.46	834.46	834.46	834.46	834.46	834.46	834.46	834.46	834.46	834.46
Earned Interest													

Financial Institution	FY2016												Year To Date
	Oct	Nov	Dec	Jan	Feb	Mar	Apr	May	Jun	Jul	Aug	Sep	
<b>Blanco National Bank</b>													
Certificate of Deposits ... held at face value	2,400,000	2,400,000	2,400,000	2,400,000	2,400,000	2,400,000	2,400,000	2,400,000	2,400,000	2,400,000	2,400,000	2,400,000	2,400,000
Amount of Investment	0.4500	0.4500	0.4500	0.4500	0.4500	0.4500	0.4500	0.4500	0.4500	0.4500	0.4500	0.4500	0.4500
Average Interest Rate	887.76	917.28	887.76	917.28	914.82	860.48	917.28	887.76	917.28	890.22	917.28	917.28	917.28
Earned Interest	10,832.48												
<b>Security State Bank &amp; Trust</b>													
Certificate of Deposits ... held at face value	2,650,000	2,650,000	2,650,000	2,650,000	2,650,000	2,650,000	2,650,000	2,650,000	2,650,000	2,650,000	2,650,000	2,650,000	2,650,000
Amount of Investment	0.3514	0.3514	0.3514	0.3514	0.3514	0.3514	0.3514	0.3514	0.3514	0.3514	0.3514	0.3514	0.3514
Average Interest Rate	782.36	809.99	782.36	809.99	809.99	809.99	809.99	809.99	809.99	809.99	809.99	809.99	809.99
Earned Interest													

Financial Institution	FY2015												Year To Date
	Oct	Nov	Dec	Jan	Feb	Mar	Apr	May	Jun	Jul	Aug	Sep	
<b>Blanco National Bank</b>													
Certificate of Deposits ... held at face value	2,400,000	2,400,000	2,400,000	2,400,000	2,400,000	2,400,000	2,400,000	2,400,000	2,400,000	2,400,000	2,400,000	2,400,000	2,400,000
Amount of Investment	0.4500	0.4500	0.4500	0.4500	0.4500	0.4500	0.4500	0.4500	0.4500	0.4500	0.4500	0.4500	0.4500
Average Interest Rate	887.76	917.28	887.76	917.28	912.34	833.42	916.05	890.22	917.28	887.76	917.28	917.28	917.28
Earned Interest	10,801.71												
<b>Security State Bank &amp; Trust</b>													
Certificate of Deposits ... held at face value	2,650,000	2,650,000	2,650,000	2,650,000	2,650,000	2,650,000	2,650,000	2,650,000	2,650,000	2,650,000	2,650,000	2,650,000	2,650,000
Amount of Investment	0.3500	0.3500	0.3500	0.3500	0.3500	0.3500	0.3500	0.3500	0.3500	0.3500	0.3500	0.3500	0.3500
Average Interest Rate	762.36	787.63	762.36	787.63	786.80	712.48	787.76	762.36	787.76	762.36	787.76	787.76	787.76
Earned Interest													

Financial Institution	FY2014												Year To Date
	Oct	Nov	Dec	Jan	Feb	Mar	Apr	May	Jun	Jul	Aug	Sep	
<b>Blanco National Bank</b>													
Certificate of Deposits ... held at face value	2,400,000	2,400,000	2,400,000	2,400,000	2,400,000	2,400,000	2,400,000	2,400,000	2,400,000	2,400,000	2,400,000	2,400,000	2,400,000
Amount of Investment	0.5333	0.5167	0.5042	0.4917	0.4875	0.4792	0.4583	0.4500	0.4500	0.4500	0.4500	0.4500	0.4500
Average Interest Rate	1,076.62	1,095.57	1,019.12	1,036.14	1,005.73	910.12	885.20	912.39	925.77	887.76	917.28	917.28	917.28
Earned Interest	11,688.98												
<b>Security State Bank &amp; Trust</b>													
Certificate of Deposits ... held at face value	2,650,000	2,650,000	2,650,000	2,650,000	2,650,000	2,650,000	2,650,000	2,650,000	2,650,000	2,650,000	2,650,000	2,650,000	2,650,000
Amount of Investment	0.3889	0.3889	0.3889	0.3833	0.3722	0.3667	0.3611	0.3556	0.3556	0.3500	0.3500	0.3500	0.3500
Average Interest Rate	871.27	874.78	846.61	874.78	852.59	764.27	834.46	792.22	808.99	782.91	787.76	787.76	787.76
Earned Interest	9,878.40												

GILLESPIE COUNTY TEXAS  
Investment Performance Summary  
Certificate of Deposits

Financial Institution	FY2013											
	Oct	Nov	Dec	Jan	Feb	Mar	Apr	May	Jun	Jul	Aug	Sep
<b>Blanco National Bank</b>	2,400,000	2,400,000	2,400,000	2,400,000	2,400,000	2,400,000	2,400,000	2,400,000	2,400,000	2,400,000	2,400,000	2,400,000
Amount of Investment	0.650	0.650	0.650	0.650	0.650	0.650	0.650	0.650	0.650	0.650	0.650	0.650
Average Interest Rate	1,282.08	1,324.80	1,273.86	1,299.33	1,267.84	1,148.97	1,167.00	1,188.96	1,125.91	1,146.51	1,129.53	1,129.53
Earned Interest	1,282.08	1,324.80	1,273.86	1,299.33	1,267.84	1,148.97	1,167.00	1,188.96	1,125.91	1,146.51	1,129.53	1,129.53
Certificate of Deposits ... held at face value	2,400,000	2,400,000	2,400,000	2,400,000	2,400,000	2,400,000	2,400,000	2,400,000	2,400,000	2,400,000	2,400,000	2,400,000
<b>Security State Bank &amp; Trust</b>	2,650,000	2,650,000	2,650,000	2,650,000	2,650,000	2,650,000	2,650,000	2,650,000	2,650,000	2,650,000	2,650,000	2,650,000
Amount of Investment	0.4778	0.4778	0.4778	0.4778	0.4778	0.4778	0.4778	0.4778	0.4778	0.4778	0.4778	0.4778
Average Interest Rate	1,089.06	1,074.40	1,039.75	1,074.40	1,074.40	1,030.84	917.83	993.69	942.72	912.36	900.25	900.25
Earned Interest	1,089.06	1,074.40	1,039.75	1,074.40	1,074.40	1,030.84	917.83	993.69	942.72	912.36	900.25	900.25
Certificate of Deposits ... held at face value	2,650,000	2,650,000	2,650,000	2,650,000	2,650,000	2,650,000	2,650,000	2,650,000	2,650,000	2,650,000	2,650,000	2,650,000
<b>Blanco National Bank</b>	2,400,000	2,400,000	2,400,000	2,400,000	2,400,000	2,400,000	2,400,000	2,400,000	2,400,000	2,400,000	2,400,000	2,400,000
Amount of Investment	0.8458	0.8083	0.7833	0.7333	0.7333	0.7167	0.6750	0.6500	0.6500	0.6500	0.6500	0.6500
Average Interest Rate	2,979.48	1,329.2	1,254.2	1,193.8	1,177.1	1,135.4	1,031.3	0.9896	0.9396	0.9104	0.8813	0.8583
Earned Interest	2,979.48	1,329.2	1,254.2	1,193.8	1,177.1	1,135.4	1,031.3	0.9896	0.9396	0.9104	0.8813	0.8583
Certificate of Deposits ... held at face value	2,400,000	2,400,000	2,400,000	2,400,000	2,400,000	2,400,000	2,400,000	2,400,000	2,400,000	2,400,000	2,400,000	2,400,000
<b>Security State Bank &amp; Trust</b>	2,650,000	2,650,000	2,650,000	2,650,000	2,650,000	2,650,000	2,650,000	2,650,000	2,650,000	2,650,000	2,650,000	2,650,000
Amount of Investment	1.1333	1.1333	1.1333	1.1000	1.0222	0.9833	0.9333	0.8833	0.8333	0.8333	0.8333	0.8333
Average Interest Rate	2,447.26	2,541.58	2,459.59	2,541.58	2,411.45	2,129.59	2,280.43	2,021.92	2,051.12	1,984.93	1,860.02	1,860.02
Earned Interest	2,447.26	2,541.58	2,459.59	2,541.58	2,411.45	2,129.59	2,280.43	2,021.92	2,051.12	1,984.93	1,860.02	1,860.02
Certificate of Deposits ... held at face value	2,650,000	2,650,000	2,650,000	2,650,000	2,650,000	2,650,000	2,650,000	2,650,000	2,650,000	2,650,000	2,650,000	2,650,000
<b>Blanco National Bank</b>	2,400,000	2,400,000	2,400,000	2,400,000	2,400,000	2,400,000	2,400,000	2,400,000	2,400,000	2,400,000	2,400,000	2,400,000
Amount of Investment	2.5886	2.4409	2.3500	2.1795	2.1227	2.0391	1.8083	1.7250	1.6208	1.5792	1.5479	1.5104
Average Interest Rate	4,775.37	4,836.85	4,413.71	4,390.95	4,057.67	3,597.30	3,753.99	3,567.14	3,516.20	3,197.26	3,218.95	3,155.25
Earned Interest	4,775.37	4,836.85	4,413.71	4,390.95	4,057.67	3,597.30	3,753.99	3,567.14	3,516.20	3,197.26	3,218.95	3,155.25
Certificate of Deposits ... held at face value	2,400,000	2,400,000	2,400,000	2,400,000	2,400,000	2,400,000	2,400,000	2,400,000	2,400,000	2,400,000	2,400,000	2,400,000
<b>Security State Bank &amp; Trust</b>	400,000	400,000	400,000	400,000	400,000	400,000	400,000	400,000	400,000	400,000	400,000	400,000
Amount of Investment	1.5750	1.5750	1.5750	1.5750	1.2750	1.2500	1.1333	1.0833	1.0833	1.1389	1.1389	1.1389
Average Interest Rate	673.99	535.06	517.82	535.06	532.05	394.25	677.32	2,441.10	2,193.21	2,202.74	2,528.82	2,528.83
Earned Interest	673.99	535.06	517.82	535.06	532.05	394.25	677.32	2,441.10	2,193.21	2,202.74	2,528.82	2,528.83
Certificate of Deposits ... held at face value	400,000	400,000	400,000	400,000	400,000	400,000	400,000	400,000	400,000	400,000	400,000	400,000
<b>Blanco National Bank</b>	1,700,000	1,700,000	1,700,000	1,700,000	1,700,000	1,700,000	1,700,000	1,700,000	1,700,000	1,700,000	1,700,000	1,700,000
Amount of Investment	3.6618	3.5333	3.2294	3.1500	3.0147	2.8682	2.7864	2.7864	2.7455	2.6932	2.6409	2.6409
Average Interest Rate	5,810.95	5,834.80	5,116.43	5,104.40	4,634.27	4,136.41	4,352.75	5,385.78	5,206.30	5,038.38	5,129.86	5,032.19
Earned Interest	5,810.95	5,834.80	5,116.43	5,104.40	4,634.27	4,136.41	4,352.75	5,385.78	5,206.30	5,038.38	5,129.86	5,032.19
Certificate of Deposits ... held at face value	1,700,000	1,700,000	1,700,000	1,700,000	1,700,000	1,700,000	1,700,000	1,700,000	1,700,000	1,700,000	1,700,000	1,700,000
<b>Security State Bank &amp; Trust</b>	900,000	900,000	900,000	900,000	900,000	900,000	900,000	900,000	900,000	900,000	900,000	900,000
Amount of Investment	3.0300	3.0300	3.0300	3.0300	3.0300	2.4300	2.2875	2.0500	2.0500	2.0500	2.0500	2.0500
Average Interest Rate	1,984.94	2,231.52	2,231.52	2,305.90	2,297.68	1,860.84	2,051.10	2,051.10	2,051.10	2,051.10	2,051.10	2,051.10
Earned Interest	1,984.94	2,231.52	2,231.52	2,305.90	2,297.68	1,860.84	2,051.10	2,051.10	2,051.10	2,051.10	2,051.10	2,051.10
Certificate of Deposits ... held at face value	900,000	900,000	900,000	900,000	900,000	900,000	900,000	900,000	900,000	900,000	900,000	900,000
<b>Blanco National Bank</b>	1,950,000	1,950,000	1,950,000	1,950,000	1,950,000	1,950,000	1,950,000	1,950,000	1,950,000	1,950,000	1,950,000	1,950,000
Amount of Investment	60.78252	60.78252	60.78252	60.78252	60.78252	60.78252	60.78252	60.78252	60.78252	60.78252	60.78252	60.78252
Average Interest Rate	3.0961	3.0961	3.0961	3.0961	3.0961	3.0961	3.0961	3.0961	3.0961	3.0961	3.0961	3.0961
Earned Interest	60.78252	60.78252	60.78252	60.78252	60.78252	60.78252	60.78252	60.78252	60.78252	60.78252	60.78252	60.78252
Certificate of Deposits ... held at face value	1,950,000	1,950,000	1,950,000	1,950,000	1,950,000	1,950,000	1,950,000	1,950,000	1,950,000	1,950,000	1,950,000	1,950,000
<b>Security State Bank &amp; Trust</b>	650,000	650,000	650,000	650,000	650,000	650,000	650,000	650,000	650,000	650,000	650,000	650,000
Amount of Investment	1.9849	1.9849	1.9849	1.9849	1.9849	1.9849	1.9849	1.9849	1.9849	1.9849	1.9849	1.9849
Average Interest Rate	1,295.1	1,295.1	1,295.1	1,295.1	1,295.1	1,295.1	1,295.1	1,295.1	1,295.1	1,295.1	1,295.1	1,295.1
Earned Interest	1,295.1	1,295.1	1,295.1	1,295.1	1,295.1	1,295.1	1,295.1	1,295.1	1,295.1	1,295.1	1,295.1	1,295.1
Certificate of Deposits ... held at face value	650,000	650,000	650,000	650,000	650,000	650,000	650,000	650,000	650,000	650,000	650,000	650,000

## GILLESPIE COUNTY TEXAS

### Investment Performance Summary Certificate of Deposits

Financial Institution	FY2008												Year To Date
	Oct	Nov	Dec	Jan	Feb	Mar	Apr	May	Jun	Jul	Aug	Sep	
<b>Blanco National Bank</b>													<b>Blanco National Bank</b>
Certificate of Deposits ... held at face value													Certificate of Deposits ... held at face value
Amount of Investment	1,600,000	1,600,000	1,600,000	1,600,000	1,600,000	1,700,000	1,700,000	1,700,000	1,700,000	1,700,000	1,700,000	1,700,000	1,658,333 Average Investment
Average Interest Rate	5.5531	5.4875	5.4656	5.2313	5.1219	4.9382	4.8206	4.5559	4.5559	4.4235	4.2912	4.1588	4.8836 Average Interest Rate
Earned Interest	7,331.57	7,546.16	7,216.49	7,427.24	7,085.44	6,534.39	7,129.97	6,735.65	6,577.93	6,365.77	6,386.84	6,195.75	82,533.20 Earned Interest
<b>Security State Bank &amp; Trust</b>													<b>Security State Bank &amp; Trust</b>
Certificate of Deposits ... held at face value													Certificate of Deposits ... held at face value
Amount of Investment	300,000	300,000	800,000	800,000	800,000	300,000	800,000	800,000	800,000	800,000	800,000	800,000	675,000 Average Investment
Average Interest Rate	5.4483	5.4483	5.0863	4.6288	3.4463	3.9283	3.6993	3.0375	3.0375	3.0375	3.0375	3.0375	3.9058 Average Interest Rate
Earned Interest	1,343.43	1,388.20	1,343.43	3,288.46	3,050.05	2,293.02	1,000.92	2,201.52	2,051.10	1,984.94	2,051.10	2,051.10	24,047.27 Earned Interest
<b>Blanco National Bank</b>													<b>Blanco National Bank</b>
Certificate of Deposits ... held at face value													Certificate of Deposits ... held at face value
Amount of Investment	1,300,000	1,400,000	1,400,000	1,600,000	1,600,000	1,600,000	1,600,000	1,600,000	1,600,000	1,600,000	1,600,000	1,600,000	1,541,667 Average Investment
Average Interest Rate	5.1615	5.3143	5.3679	5.4563	5.5000	5.5313	5.5563	5.5655	5.5875	5.5875	5.5813	5.5750	5.4820 Average Interest Rate
Earned Interest	5,404.13	5,698.91	6,115.12	6,382.63	7,352.09	6,813.15	7,516.46	7,305.91	7,592.89	7,348.01	7,592.89	7,584.39	82,707.58 Earned Interest
<b>Security State Bank &amp; Trust</b>													<b>Security State Bank &amp; Trust</b>
Certificate of Deposits ... held at face value													Certificate of Deposits ... held at face value
Amount of Investment	200,000	200,000	200,000	200,000	300,000	300,000	300,000	300,000	300,000	300,000	300,000	300,000	266,667 Average Investment
Average Interest Rate	5.0950	5.0950	5.0950	5.0950	5.4167	5.4167	5.4167	5.4483	5.4483	5.4483	5.4483	5.4483	5.3226 Average Interest Rate
Earned Interest	837.54	865.46	837.54	865.46	865.46	1,246.58	1,380.15	1,335.62	1,388.20	1,343.43	1,388.20	1,388.20	13,741.84 Earned Interest
<b>Blanco National Bank</b>													<b>Blanco National Bank</b>
Certificate of Deposits ... held at face value													Certificate of Deposits ... held at face value
Amount of Investment	1,200,000	1,200,000	1,200,000	1,200,000	1,200,000	1,200,000	1,300,000	1,300,000	1,300,000	1,300,000	1,300,000	1,300,000	1,250,000 Average Investment
Average Interest Rate	3.0933	3.2767	3.6058	4.0142	4.1808	4.3290	4.3885	4.6731	4.6731	4.8080	4.9385	5.0680	4.2541 Average Interest Rate
Earned Interest	3,050.96	3,339.50	3,556.44	3,883.06	4,091.15	3,848.66	4,412.19	4,689.04	4,726.43	4,993.12	5,308.21	5,455.61	51,354.37 Earned Interest
<b>Security State Bank &amp; Trust</b>													<b>Security State Bank &amp; Trust</b>
Certificate of Deposits ... held at face value													Certificate of Deposits ... held at face value
Amount of Investment	100,000	100,000	100,000	100,000	100,000	100,000	100,000	200,000	200,000	200,000	200,000	200,000	141,667 Average Investment
Average Interest Rate	3.0000	3.0000	3.0000	3.0000	5.0000	5.0000	5.0000	5.0950	5.0950	5.0950	5.0950	5.0950	4.3729 Average Interest Rate
Earned Interest	246.58	254.80	246.58	254.80	254.80	383.56	424.66	410.96	855.46	837.54	865.46	865.46	5,910.66 Earned Interest
<b>Blanco National Bank</b>													<b>Blanco National Bank</b>
Certificate of Deposits ... held at face value													Certificate of Deposits ... held at face value
Amount of Investment	1,200,000	1,200,000	1,200,000	1,200,000	1,200,000	1,200,000	1,200,000	1,200,000	1,200,000	1,200,000	1,200,000	1,200,000	1,200,000 Average Investment
Average Interest Rate	1.8470	1.8600	1.8808	1.8808	2.0558	2.1558	2.2742	2.2742	2.5408	2.6575	2.8017	2.9267	2.2629 Average Interest Rate
Earned Interest	1,814.02	1,895.70	1,855.10	1,916.93	2,095.26	1,984.55	2,288.18	2,243.02	2,583.80	2,626.85	2,855.39	2,985.79	25,049.33 Earned Interest
<b>Security State Bank &amp; Trust</b>													<b>Security State Bank &amp; Trust</b>
Certificate of Deposits ... held at face value													Certificate of Deposits ... held at face value
Amount of Investment													100,000 Average Investment
Average Interest Rate													3.0000 Average Interest Rate
Earned Interest													1,717.84 Earned Interest

County of Gillespie  
District Clerk Bond / Trust Recap  
October 2016 - September 2017  
Funds Managed by County Treasurer

Cause Description	Current	Balances	Released	Investments	Cause Description	TeFPool Account											
						Current Interest	Current	Interest	Total								

Cause No	Cause Description	Initial Investment	Face	Value	Interest	Adjusted Interest	TeFPool											
							Interest	Interest	Interest	Interest	Interest	Interest	Interest	Interest	Interest	Interest	Interest	Interest
2705	Sonsgard / Curtis	1,000.00	792.80	31.52	closed 05 2004	transferred to District Clerk Act 117												
4073	State v Montagino	10,000.00	43.82	171.08	closed 04 2004													
4232	State v Chow	10,000.00		31.34	closed 05 2004	transferred to District Clerk Act 117												
4233	State v Loui	10,000.00		25.50	closed 04 2004													
4261	State v Duecker	20,000.00		33.03	closed 05 2004	transferred to District Clerk Act 117												
4262	State v Duecker	20,000.00		33.03	closed 05 2004	transferred to District Clerk Act 117												
6978	Wheatcraft v Meier	500.00	290.07	161.61	0.29	0.29	0.35	0.41										
7227	Munseil Meier v Robinson	1,000.00	390.71	254.33	closed 03 11 2006													
8623	Pauls v Bird	500.00	77.66	126.86	0.23	0.23	0.27	0.32										
8764	Fruitt v Danes	1,000.00	128.41	16.95	closed 02 2004													
8766	Dameron (Investment)	500.00		24.86	closed 10 2005													
9411	Tin Star Ranch	500.00	5.37	32.96	closed 02 03 2006													
9461	Heame & Phillips	100.00	1.07	22.18	0.04	0.04	0.05	0.06										
9666	Haggard v Schroeder	500.00	1.19	110.00	0.20	0.20	0.24	0.28										
9752	Staats v Tonn	1,000.00		17.85	closed 12 2003													
10010	Silver Deer v Senkbeil	100.00		20.95	0.04	0.04	0.05	0.06										
10154	Ankem v Woods & Schmidt	1,000.00		55.01	closed 03 06 2006													
10370	Sledge v Jones	1,000.00		194.25	0.40	0.39	0.45	0.55										
10373	Whitehead v Hartel	100.00		19.47	0.04	0.04	0.05	0.05										
10412	Ballard v Keidel	1,000.00		4.31	closed 12 2004													
10522	Parker/Roscoe L	23,800.00		2,639.22	closed 07 12 2007													
10779	Harms v Fouton (dba Silver Deer)	1,000.00		155.43	0.39	0.38	0.44	0.53										
10930	Fonder v Salinas	200.00		28.19	0.07	0.07	0.09	0.10										
10970	City of Fbg v Penick	274,045.00		118.40	closed 09 21 2006													
11042	A J Waight v LCRA	250.00		1.06	closed 07 20 2006													
11228	Jenschke v Friedrich	1,000.00		15.72	closed 06 01 2007													
11259	Quest Oil v Wallen and B&B Oil	1,000.00		74.17	closed 03 24 2011													
11336	Cornestone v Parker	1,000.00		55.93	0.34	0.35	0.41	0.48										
11399	Irwin vs Irwin	303,022.74		3,310.61	closed 06 07 2011													
11703	Herb Venture v Varney	250.00		4.85	0.08	0.08	0.10	0.12										
11812	Dolezal vs Dolezal	1,000.00		7.95	closed 10 2012													

**County of Gillespie  
District Clerk Bond / Trust Recap  
October 2016 - September 2017  
Funds Managed by County Treasurer**

Cause Description	Cause No	Initial Investment	Prior Interest		Current Year Interest												Total			
			Adjusted	TerPool	TextPool Account	Mar. 2017	Apr. 2017	May 2017	Jun. 2017	Jul. 2017	Aug. 2017	Sep. 2017	Released	Balances	Current	Current				
Bredemus and J&B Cheese V Just	11877	1,000.00	12.71	0.34	0.33	0.39	0.46											1,014.23	1.52	
Prause & Thompson v Bierschwale	11897	100.00	1.21	0.03	0.03	0.04	0.05											101.36	0.15	
Rutherford v Rafter & Kamp	11904	100.00	1.21	0.03	0.03	0.04	0.05											101.36	0.15	
Querner v Lester	11928A	1,000.00	4.78	0.34	0.33	0.39	0.46											1,006.30	1.52	
TexHillCo EmployeesC.U. vs Beckmann	12195	100.00	0.05	closed 01 19 2010														100.05	0.00	
Fulton v Coleman	12209	500.00	4.53	0.16	0.17	0.20	0.23											505.29	0.76	
IBT Int v Grammer	12228	115,000.00	130.48	closed 06 2014														115,130.48	0.00	
Ferrell vs Hall, Executor Estate of Klein, Deceased	12369	500.00	0.60	closed 12 27 2010														500.60	0.00	
Baby vs Doggett	12603	400.00	0.35	closed 02 14 2012														400.35	0.00	
Cover v Chase Bank	12964	100.00	0.41	0.03	0.03	0.04	0.05											100.56	0.15	
Balero v Federal Home Mortgage	13025	250.00	1.23	0.08	0.08	0.10	0.12											251.61	0.38	
L CRA vs TRT Ranch	13119	949,500.00	45.58	closed 09 10 2013														949,545.58	0.00	
L CRA vs Oehler	13120	195,000.00	9.36	closed 09 10 2013														195,009.36	0.00	
L CRA vs Wahrmond	13121	177,000.00	8.49	closed 09 10 2013														177,008.49	0.00	
Collins, Estate of Smith v Bank of America	13203	500.00	2.34	0.16	0.16	0.20	0.23											503.09	0.75	
Whaley, et al vs Live Springs, et al	13291	500.00	2.11	0.16	0.16	0.20	0.23											502.86	0.75	
Bruce Kneese vs New York Life Insurance and Annuity Corp, et al	13320	951.17	opened 03 03 2014	0.30	closed 03 05 2015													951.47	0.00	
Hampton vs Spornhauer	13343	2,000.00	8.46	0.66	0.66	0.77	0.92											2,011.47	3.01	
Kerville Professional Properties LTD ... vs Friendship Village Owner's Assn, Inc ...	13640	Case pending in Federal Court since 03.03.2014 ... ... TL																	0.00	0.00
In the Matter of the Marriage of Roxanne L Pennington & Gerard M Pennington and In the Interest of Sarah Pennington & Gerard M Pennington, Children	13683	500.00	opened 03 03 2014	1.77	0.16	0.19	0.23												502.51	0.74
Berry vs Cardash	13859	500,864.48	opened 09 11 2014	159.13	closed 2015 06 11													501,143.62		
Berry vs Cardash ... TR0	13859TR0	5,000.00	opened 09 11 2014	17.24	1.64	1.92	2.31											5,024.77	7.53	
Roscoe L Parker Guardianship	10522(a)	7,500.00	587.17	closed 07 12 2007														8,087.17	0.00	
State v Farmer	3870A	4,000.00	504.78	closed 05 2004transferred to District Clerk Act 117														4,572.49	0.00	
State v Farmer	3870B	1,000.00	126.19	closed 05 2004transferred to District Clerk Act 117														1,146.08	0.00	
Danron (Trust)	8766(A)	26,278.61	92.83	closed 01 2005														26,371.44	0.00	
<b>Totals</b>		<b>2,676,132.01</b>	<b>2,308.07</b>	<b>8,978.56</b>	<b>5.91</b>	<b>5.91</b>	<b>6.98</b>	<b>8.30</b>	<b>0.00</b>	<b>0.00</b>	<b>0.00</b>	<b>0.00</b>	<b>0.00</b>	<b>0.00</b>	<b>0.00</b>	<b>0.00</b>	<b>18,100.81</b>	<b>27.10</b>	<b>11,313.73</b>	

**County of Gillespie**  
**County Clerk Holding Account Recap**  
 October 2016 -September 2017  
 Funds Managed by County Treasurer

Cause	Investment Face		Prior Interest Adjusted		Current Year Interest TexPool Account												Released Investment	Current Balances	Total Interest FY2017	
	Value	Interest	Interest	TextPool	Oct-2016	Nov-2016	Dec-2016	Jan-2017	Feb-2017	Mar-2017	Apr-2017	May-2017	Jun-2017	Jul-2017	Aug-2017	Sep-2017				
Cause 9145 DoyleMichael J Guardianship additional funds added July 2013 of \$662.40 to original face of \$119,517.83 or \$120,200.23 principal	120,200.23	0.00	692.23	0.00	39.29	39.58	45.98	55.33										0.00	121,073.64	181.18
Cause 8132 Roscoe L Parker	7,500.00	0.00	97.71	0.00	04-2008 account closed													7,597.71	0.00	
Cause 8321 David Eugene Reynolds	100,000.00	0.00	11,872.07	0.00	closed 07 14 2008													111,872.07	0.00	
<b>Investment Totals</b>	<b>107,500.00</b>	<b>0.00</b>	<b>12,662.01</b>	<b>0.00</b>	<b>39.29</b>	<b>39.58</b>	<b>45.98</b>	<b>55.33</b>	<b>0.00</b>	<b>0.00</b>	<b>0.00</b>	<b>0.00</b>	<b>0.00</b>	<b>0.00</b>	<b>0.00</b>	<b>0.00</b>	<b>0.00</b>	<b>119,469.78</b>	<b>121,073.64</b>	<b>181.18</b>


# GILLESPIE COUNTY, TEXAS

## Portfolio Asset Summary By Investment Type


As of January 31, 2017

Of Funds Managed By County Treasurer Office

Financial Institution Account / Investment Type	Cash Balances As Of January 31, 2017
<b>Security State Bank &amp; Trust County Depository</b>	
<b>Checking Accounts</b>	
General ... multi-fund account	1,327.55
COB 2001, GOB Series 2010 ... Interest & Sinking	1.00
County Attorney Hot Check Fund	7,270.94
Appellate Judicial ... CLOSED	0.00
Justice of Peace No 1	30,789.28
Justice of Peace No 2	16,501.96
County Clerk Operating	41,897.47
District Clerk Operating	66,827.12
GOB Series 2013 ... Jail Project	1.00
GOB Series 2013 ... Interest & Sinking	1.00
	<u>164,127.32</u>
<b>Sweep Accounts</b>	
General ... multi-fund account	14,001,969.51
GOB Series 2013 ... Jail Project	37,112.10
COB 2001, GOB Series 2010 ... Interest & Sinking	151,988.32
GOB Series 2013 ... Interest & Sinking	828,478.54
	<u>15,019,548.47</u>
<b>Certificate of Deposit .. General Fund (16)</b>	
0.35% per annum, paid monthly .. maturity 02.11.2017	100,000.00
0.35% per annum, paid monthly .. maturity 05.02.2017	100,000.00
0.35% per annum, paid monthly .. maturity 02.28.2017	100,000.00
0.40% per annum, paid monthly .. maturity 10.28.2017	100,000.00
0.35% per annum, paid monthly .. maturity 03.04.2017	250,000.00
0.35% per annum, paid monthly .. maturity 04.01.2017	500,000.00
0.40% per annum, paid monthly .. maturity 07.01.2017	500,000.00
0.40% per annum, paid monthly .. maturity 10.01.2017	500,000.00
0.35% per annum, paid monthly .. maturity 01.01.2017 .. CLOSED	0.00
	<u>2,150,000.00</u>
	<u>17,333,675.79</u>
<b>TexPool Investment Service for Public Funds</b>	
<b>Investment Pool</b>	
General ... multi-fund account	3,500,194.53
Interest & Sinking	713.91
District Clerk Holding in Trust	18,100.81
County Clerk Holding in Trust	121,073.64
GOB Series 2013 ... Jail Project	0.00
	<u>3,640,082.89</u>



Investment Type	Value
1	15,019,548.47
2	3,893,804.67
3	164,127.32
4	4,550,000.00
<b>Total</b>	<b>23,627,480.46</b>



Financial Institution	Value
1	17,333,675.79
2	3,640,082.89
3	253,721.78
4	2,400,000.00
<b>Total</b>	<b>23,627,480.46</b>

**GILLESPIE COUNTY, TEXAS**  
**Portfolio Asset Summary By Investment Type**  
**As of January 31, 2017**  
**Of Funds Managed By County Treasurer Office**

Financial Institution Account / Investment Type	Cash Balances As Of January 31, 2017
<b>Texas Class</b>	
<b>Investment Service for Public Funds</b>	
<b>Investment Pool</b>	
GOB Series 2013 ... Jail Project	253,721.78      253,721.78      253,721.78
<b>Blanco National Bank</b>	
<b>Certificate of Deposit .. General Fund (10.)</b>	
0.45% per annum, paid monthly .. maturity 11.07.2017	100,000.00
0.45% per annum, paid monthly .. maturity 02.11.2017	100,000.00
0.45% per annum, paid monthly .. maturity 01.02.2018	100,000.00
0.45% per annum, paid monthly .. maturity 07.19.2017	100,000.00
0.45% per annum, paid monthly .. maturity 03.07.2017	100,000.00
0.45% per annum, paid monthly .. maturity 09.07.2017	100,000.00
0.45% per annum, paid monthly .. maturity 10.07.2017	100,000.00
0.45% per annum, paid monthly .. maturity 05.28.2017	100,000.00
0.45% per annum, paid monthly .. maturity 05.28.2017	100,000.00
0.45% per annum, paid monthly .. maturity 08.02.2017	100,000.00
0.45% per annum, paid monthly .. maturity 11.02.2017	100,000.00
0.45% per annum, paid monthly .. maturity 12.02.2017	100,000.00
0.45% per annum, paid monthly .. maturity 04.18.2017	100,000.00
0.45% per annum, paid monthly .. maturity 11.22.2017	100,000.00
0.45% per annum, paid monthly .. maturity 01.30.2018	100,000.00
0.45% per annum, paid monthly .. maturity 03.05.2017	100,000.00
0.45% per annum, paid monthly .. maturity 04.01.2017	100,000.00
0.45% per annum, paid monthly .. maturity 12.01.2017	100,000.00
0.45% per annum, paid monthly .. maturity 04.01.2017	100,000.00
0.45% per annum, paid monthly .. maturity 04.01.2017	100,000.00
0.45% per annum, paid monthly .. maturity 04.15.2017	100,000.00
0.45% per annum, paid monthly .. maturity 06.01.2017	100,000.00
0.45% per annum, paid monthly .. maturity 06.15.2017	100,000.00
<b>Total</b>	<b>2,400,000.00      2,400,000.00      2,400,000.00</b>
	<b>23,627,480.46</b>



GILLESPIE COUNTY, TEXAS

Portfolio Asset Summary vs. Security Holdings  
 As of January 31, 2017

For Funds Held by the County Treasurer and All Fee Offices

Financial Institution Account / Investment Type	Cash Balances as of January 31, 2017		Financial Institution Pledge / Security Holdings
<b>Security State Bank &amp; Trust County Depository</b>	<b>Account Balances</b>		<b>Pledge / Security Holdings</b>
<b>County Treasurer Managed Accounts</b>			
<b>Checking Accounts</b>			
General Checking ... multi-fund account	1,327.55		
COB Series 2001, GORefunding 2010 ... Interest & Sinking	1.00		
County Attorney Hot Check Fund	7,270.94		
Appellate Judicial ... CLOSED	0.00		
Justice of Peace No 1	30,799.28		
Justice of Peace No 2	16,501.96		
County Clerk Operating	41,397.47		
District Clerk Operating	66,827.12		
GOB Series 2013 ... Jail Project	1.00		
GOB Series 2013 ... Interest & Sinking	1.00	<u>164,127.32</u>	
<b>Sweep Accounts</b>			
General ... multi-fund account	14,001,969.51		
GOB Series 2013 ... Jail Project	37,112.10		
COB Series 2001, GORefunding 2010 ... Interest & Sinking	151,988.32		
GOB Series 2013 ... Interest & Sinking	828,478.54	<u>15,019,548.47</u>	
<b>County Treasurer Managed Investments</b>			
<b>Certificates of Deposit .. General Fund (10.)</b>			
0.35% per annum, paid monthly .. maturity 02.11.2017	100,000.00		
0.35% per annum, paid monthly .. maturity 05.02.2017	100,000.00		
0.35% per annum, paid monthly .. maturity 02.28.2017	100,000.00		
0.40% per annum, paid monthly .. maturity 10.29.2017	100,000.00		
0.35% per annum, paid monthly .. maturity 03.04.2017	250,000.00		
0.35% per annum, paid monthly .. maturity 04.01.2017	500,000.00		
0.40% per annum, paid monthly .. maturity 07.01.2017	500,000.00		
0.40% per annum, paid monthly .. maturity 10.01.2017	500,000.00		
0.35% per annum, paid monthly .. maturity 01.01.2017 ... CLOSED	0.00	<u>2,150,000.00</u>	

GILLESPIE COUNTY, TEXAS

Portfolio Asset Summary vs. Security Holdings  
 As of January 31, 2017

For Funds Held by the County Treasurer and All Fee Offices

Financial Institution Account / Investment Type	Cash Balances as of January 31, 2017		Financial Institution Pledge / Security Holdings
<b>Security State Bank &amp; Trust County Depository</b>	<b>Account Balances</b>		<b>Pledge / Security Holdings</b>
<b>Tax Assessor-Collector Managed Accounts ... new accounts effective 01.01.2017</b>			
<b>Checking Accounts</b>			
TA-C Operating Account	9,857.51		
TxP&WL	782.65		
MVD	32,021.44		
MVD Sales Tax	256,521.12		
MVD Title	4,098.59		
Road & Bridge Fee	6,457.09	309,738.40	
<b>Tax Assessor-Collector Managed Accounts ... old accounts</b>			
<b>Checking Accounts</b>			
TA-C Operating Account	38,428.97		
TxP&WL	665.53		
MVD	23,135.98		
MVD Sales Tax	862.96		
City of Fredericksburg Ad Valorem	88.95		
MVD Title	163.41		
Road & Bridge Fee	6,089.78		
Fredericksburg ISD Ad Valorem	7,590.13		
Escrow (Ad Valorem Property)	33.84		
VIT (Vehicle Inventory Tax) Escrow	1,571.25		
Harper ISD Ad Valorem	15.73		
Gillespie County WCID Ad Valorem	0.05		
Doss CCSD Ad Valorem	0.00		
Stonewall WCID Ad Valorem	0.00		
Hill Country Underground WCD Ad Valorem	0.00		
Gillespie County Ad Valorem	104.93	78,751.51	
TAC Total	388,489.91		

GILLESPIE COUNTY, TEXAS

Portfolio Asset Summary vs. Security Holdings  
As of January 31, 2017

For Funds Held by the County Treasurer and All Fee Offices

Financial Institution Account / Investment Type	Cash Balances as of January 31, 2017	Financial Institution Pledge / Security Holdings
Account Balances	Pledge / Security Holdings	
<b>Security State Bank &amp; Trust County Depository</b>		
<b>County Clerk Managed Account</b>		
Checking Account		
County Clerk Escrow	50,472.48	50,472.48
<b>Sheriff Managed Account</b>		
Checking Account		
Sheriff Bail Bond Account	61,150.00	
Sheriff Inmate	11,328.50	
Sheriff Commissary	6,965.94	79,444.44
<b>District Clerk Managed Account</b>		
Checking Account		
District Clerk Trust	62,970.25	62,970.25
	<b>17,915,052.87</b>	<b>19,102,685.54</b>
		15,034,109.75
		18,424,948.43
		18,602,685.54
		250,000.00
		250,000.00

SSB&T Pledged Securities, par value / current face  
 SSB&T Pledged Securities, book value  
 SSB&T Pledged Securities, fair market value  
 FDIC Coverage / Demand Deposits @ SSB&T  
 FDIC Coverage / Time Deposits @ SSB&T

GILLESPIE COUNTY, TEXAS

Portfolio Asset Summary vs. Security Holdings  
As of January 31, 2017

For Funds Held by the County Treasurer and All Fee Offices

Financial Institution Account / Investment Type	Cash Balances as of January 31, 2017	Financial Institution Pledge / Security Holdings
<b>TexPool</b>		
<b>Investment Service for Public Funds</b>		
<b>County Treasurer Managed Investments</b>		
<b>Investment Pool Accounts</b>		
General ... multi-fund account	3,500,194.53	
Interest & Sinking - COB Series 2001/GOB Series 2010	713.91	
District Clerk Holding	18,100.81	
County Clerk Holding	121,073.64	
GOB Series 2013 ... Jail Project	0.00	
	<b>3,640,082.89</b>	<b>3,640,082.89</b>
Net Asset Value ... TexPool seeks to maintain a net asset value of \$1.00 (+/- 0.005 allowable) and is designed to be used for investments of funds which may be needed at any time. January 31, 2017, net asset value 1.00021		
<b>Texas Class</b>		
<b>Investment Service for Public Funds</b>		
<b>County Treasurer Managed Investments</b>		
<b>Investment Pool Account</b>		
GOB Series 2013 ... Jail Project	253,721.78	253,721.78
	<b>253,721.78</b>	<b>253,721.78</b>
Net Asset Value ... Texas Class seeks to maintain a net asset value of \$1.00 (+/- 0.005 allowable) and is designed to be used for investments of funds which may be needed at any time. January 31, 2017, net asset value 1.00		

GILLESPIE COUNTY, TEXAS

Portfolio Asset Summary vs. Security Holdings  
As of January 31, 2017

For Funds Held by the County Treasurer and All Fee Offices

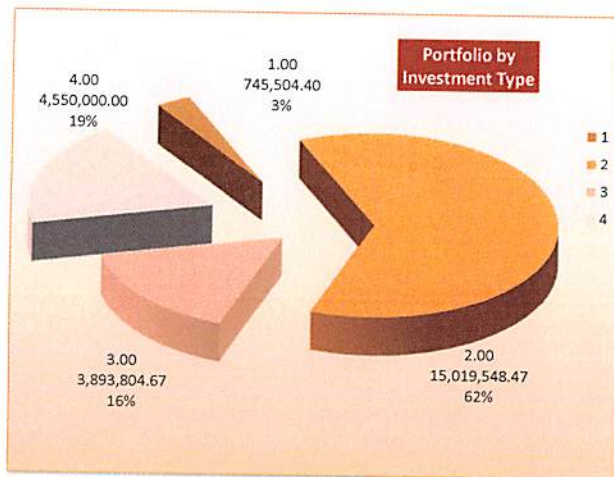
Financial Institution Account / Investment Type		Cash Balances as of January 31, 2017	Financial Institution Pledge / Security Holdings
Blanco National Bank		Account Balances	Pledge / Security Holdings
<b>County Treasurer Managed Investments</b>			
<b>Certificates of Deposit .. General Fund (10.)</b>			
0.45% per annum, paid monthly .. maturity 11.07.2017	100,000.00		
0.45% per annum, paid monthly .. maturity 02.11.2017	100,000.00		
0.45% per annum, paid monthly .. maturity 01.02.2018	100,000.00		
0.45% per annum, paid monthly .. maturity 07.19.2017	100,000.00		
0.45% per annum, paid monthly .. maturity 03.07.2017	100,000.00		
0.45% per annum, paid monthly .. maturity 09.07.2017	100,000.00		
0.45% per annum, paid monthly .. maturity 10.07.2017	100,000.00		
0.45% per annum, paid monthly .. maturity 05.28.2017	100,000.00		
0.45% per annum, paid monthly .. maturity 05.28.2017	100,000.00		
0.45% per annum, paid monthly .. maturity 08.02.2017	100,000.00		
0.45% per annum, paid monthly .. maturity 11.02.2017	100,000.00		
0.45% per annum, paid monthly .. maturity 12.02.2017	100,000.00		
0.45% per annum, paid monthly .. maturity 04.18.2017	100,000.00		
0.45% per annum, paid monthly .. maturity 11.22.2017	100,000.00		
0.45% per annum, paid monthly .. maturity 01.30.2018	100,000.00		
0.45% per annum, paid monthly .. maturity 01.30.2018	100,000.00		
0.45% per annum, paid monthly .. maturity 03.05.2017	100,000.00		
0.45% per annum, paid monthly .. maturity 04.01.2017	100,000.00		
0.45% per annum, paid monthly .. maturity 12.01.2017	100,000.00		
0.45% per annum, paid monthly .. maturity 04.01.2017	100,000.00		
0.45% per annum, paid monthly .. maturity 04.01.2017	100,000.00		
0.45% per annum, paid monthly .. maturity 04.15.2017	100,000.00		
0.45% per annum, paid monthly .. maturity 06.01.2017	100,000.00		
0.45% per annum, paid monthly .. maturity 05.15.2017	100,000.00		
	<b>2,400,000.00</b>	<b>2,400,000.00</b>	<b>2,578,934.85</b>
			2,225,000.00 BNB Pledged Securities, par value 2,283,903.56 BNB Pledged Securities, book value 2,328,934.85 BNB Pledged Securities, fair market value 750,000.00 FDIC Coverage @ BNB

GILLESPIE COUNTY, TEXAS

Portfolio Asset Summary vs. Security Holdings  
As of January 31, 2017

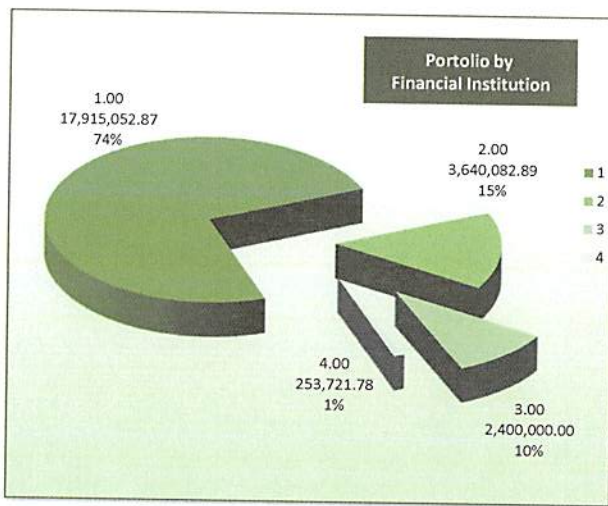
For Funds Held by the County Treasurer and All Fee Offices

Financial Institution Account / Investment Type	Cash Balances as of January 31, 2017	Financial Institution Pledge / Security Holdings
<b>Total Assets</b>	<b>As Of January 31, 2017 24,208,857.54</b>	<b>As Of January 31, 2017</b>
		<b>25,575,425.06</b>
		<b>Total Securities</b>



**Portfolio by Investment Type  
As of January 31, 2017**

1	745,504.40	Checking Accounts
2	15,019,548.47	Sweep Accounts
3	3,893,804.67	Investment Pools
4	4,550,000.00	Certificates of Deposit
<b>Total</b>	<b>24,208,857.54</b>	



**Portfolio by Financial Institution  
As of January 31, 2017**

1	17,915,052.87	Security State Bank & Trust
2	3,640,082.89	TexPool
3	2,400,000.00	Blanco National Bank
4	253,721.78	Texas Class
<b>Total</b>	<b>24,208,857.54</b>	

GILLESPIE COUNTY, TEXAS

Portfolio Asset Summary vs. Security Holdings  
As of January 31, 2017

For Funds Held by the County Treasurer and All Fee Offices

Financial Institution Account / Investment Type	Cash Balances as of January 31, 2017	Financial Institution Pledge / Security Holdings
--	---	---

Financial Institution Account / Investment Type	Cash Balances as of January 31, 2017	Financial Institution Pledge / Security Holdings																
<b>Deposit and Investment</b>																		
<b>Risk Disclosure</b>																		
<p><b>General Statement ...</b> The County continues to take a conservative approach to investment of county funds. Investment strategies are built on cash flow versus fund name. County funds are predominantly invested in TexPool ... an investment service for public funds ... and certificate of deposits. Depository interest-bearing checking accounts are used more as clearing accounts than a type of investment.</p> <p>The General Checking Account (multi-fund account) ... interest-bearing, with a one dollar (\$1.00) threshold ... is attached to a sweep account with a \$25,000.00 required minimum balance. This holds the same for the GOB Series 2013 Account ... it is interest-bearing, with a one dollar (\$1.00) threshold ... and is attached to a sweep account with a \$25,000.00 required minimum balance.</p> <p><b>Custodial Risk ..</b> All deposits/investments with any banking institution are collateralized over 100%, all collateral (exclusive FDIC coverage) is placed with a third party that is not a depository of the County, and collateral is pledged to Gillespie County.</p> <p><b>Interest Rate Risk ..</b> The County does not have a formal investment policy that limits investment maturities as a means of managing its exposure to fair value losses arising from changing interest rates.</p> <p>At January 31, 2017, the County had no investments other than those in an investment pool that would be effected.</p> <p>Certificates of Deposit are normally held at one year maturities and maturity dates are staggered.</p> <p>Occasionally CD's are originally invested for periods of less or over a year to optimize a staggered portfolio.</p> <p>CD's are held at face values with interests paid to the County monthly.</p> <p><b>Credit Risk..</b> At January 31, 2017, the County has no investments in commercial paper, corporate bonds, mutual funds.</p> <p>At January 31, 2017, TexPool was rated AAAm by Standard &amp; Poor's.</p> <p>At January 31, 2017, Texas Class was rated AAAm by Standard &amp; Poor's.</p> <p><b>Concentration of Credit Risk ..</b> The County does not place any limit on the amount the County may invest with any type of investment or issuer.</p> <p>However, considering the current economy the County has kept lower concentrations in any one issuer.</p> <p>At January 31, 2017, the County had its assets/investments invested by investment type</p> <table border="0"> <tr> <td>16.0842</td> <td>% in investment pools</td> </tr> <tr> <td>18.7948</td> <td>% in certificate of deposit(s)</td> </tr> <tr> <td>3.0785</td> <td>% in checking, money market, passbook accounts</td> </tr> <tr> <td>62.0415</td> <td>% in sweep accounts</td> </tr> </table> <p>At January 31, 2017, the County had its assets/investments invested by issuer</p> <table border="0"> <tr> <td>15.0362</td> <td>% in TexPool</td> </tr> <tr> <td>74.0021</td> <td>% in Security State Bank &amp; Trust</td> </tr> <tr> <td>9.9137</td> <td>% in Blanco National Bank</td> </tr> <tr> <td>1.0481</td> <td>% in Texas Class</td> </tr> </table>			16.0842	% in investment pools	18.7948	% in certificate of deposit(s)	3.0785	% in checking, money market, passbook accounts	62.0415	% in sweep accounts	15.0362	% in TexPool	74.0021	% in Security State Bank & Trust	9.9137	% in Blanco National Bank	1.0481	% in Texas Class
16.0842	% in investment pools																	
18.7948	% in certificate of deposit(s)																	
3.0785	% in checking, money market, passbook accounts																	
62.0415	% in sweep accounts																	
15.0362	% in TexPool																	
74.0021	% in Security State Bank & Trust																	
9.9137	% in Blanco National Bank																	
1.0481	% in Texas Class																	

**FY2016-2017  
Gillespie County, Texas  
County Treasurer Monthly Financial Statement  
All Funds Managed by County Treasurer**



**For Period Ended January 31, 2017**

**Laura Lundquist, CCT, CIO  
Gillespie County Treasurer**

Maintenance & Operating, COB & GOB Operating, COB & GOB I&S, Special Revenue, Special Revenue..Grants, Trust and Agency							
Month To Date	12.31.2016 Cash Balance	Receipts	Disbursements	Allocations	FY2017 Adjustments	FY2016 Adjustments	01.31.2017 Cash Balance
Maintenance & Operating (M&O)	15,169,921.63	5,881,174.66	1,320,955.41				19,730,140.88
COB & GOB Operating	290,607.96	226.92					290,834.88
COB & GOB I&S	693,074.30	317,905.21					1,010,979.51
Special Revenue	2,196,630.00	99,678.56	423,242.32				1,873,066.24
Special Revenue ... Grants	484.97						484.97
Trust and Agency	559,424.73	119,909.86	174,243.48				505,091.11
<b>Totals</b>	<b>18,910,143.59</b>	<b>6,418,895.21</b>	<b>1,918,441.21</b>	<b>0.00</b>	<b>0.00</b>	<b>0.00</b>	<b>23,410,597.59</b>


Year To Date	09.30.2016 Cash Balance	Receipts	Disbursements	Allocations	FY2017 Adjustments	FY2016 Adjustments	01.31.2017 Cash Balance
Maintenance & Operating (M&O)	13,887,301.85	11,676,816.99	5,833,498.38		(479.58)		19,730,140.88
COB & GOB Operating	290,019.50	815.38					290,834.88
COB & GOB I&S	427,394.94	584,334.57	750.00				1,010,979.51
Special Revenue	2,198,365.53	331,341.69	656,640.98				1,873,066.24
Special Revenue ... Grants	484.97						484.97
Trust and Agency	590,663.33	433,579.86	519,152.08				505,091.11
<b>Totals</b>	<b>17,394,230.12</b>	<b>13,026,888.49</b>	<b>7,010,041.44</b>	<b>0.00</b>	<b>(479.58)</b>	<b>0.00</b>	<b>23,410,597.59</b>

Clerks of the Courts Trust Funds							
Month To Date	12.31.2016 Cash Balance	Receipts	Disbursements	Allocations	FY2017 Adjustments	FY2016 Adjustments	01.31.2017 Cash Balance
District Clerk Trust	18,092.51	8.30					18,100.81
County Clerk Trust	121,018.31	55.33					121,073.64
<b>Totals</b>	<b>139,110.82</b>	<b>63.63</b>	<b>0.00</b>	<b>0.00</b>	<b>0.00</b>	<b>0.00</b>	<b>139,174.45</b>

Year To Date	09.30.2016 Cash Balance	Receipts	Disbursements	Allocations	FY2017 Adjustments	FY2016 Adjustments	01.31.2017 Cash Balance
District Clerk Trust	18,073.71	27.10					18,100.81
County Clerk Trust	120,892.46	181.18					121,073.64
<b>Totals</b>	<b>138,966.17</b>	<b>208.28</b>	<b>0.00</b>	<b>0.00</b>	<b>0.00</b>	<b>0.00</b>	<b>139,174.45</b>

Respectfully submitted,

  
 Laura Lundquist, CCT, CIO  
 Gillespie County Treasurer

The State of Texas, County of Gillespie

Before me, the undersigned authority, this day personally appeared Laura Lundquist, County Treasurer, to me well known, who, being duly sworn, desposes and says that the above and foregoing report is true and correct.

Witness my hand and seal of this office, this \_\_\_\_\_ day of \_\_\_\_\_, \_\_\_\_\_ A.D.

\_\_\_\_\_  
 County Clerk  
 County of Gillespie, State of Texas

Compared, examined, and accepted in open Commissioners Court this \_\_\_\_\_ day of \_\_\_\_\_, \_\_\_\_\_ A.D.

\_\_\_\_\_  
 County Judge

\_\_\_\_\_  
 Commissioner Pct No 1

\_\_\_\_\_  
 Commissioner Pct No 2

\_\_\_\_\_  
 Commissioner Pct No 3

\_\_\_\_\_  
 Commissioner Pct No 4