



FY2016-2017

GILLESPIE COUNTY, TEXAS

COUNTY TREASURER MONTHLY FINANCIAL REPORT

For The Period Ended
December 31, 2016

Unaudited

LAURA LUNDQUIST, CCT, CIO
GILLESPIE COUNTY TREASURER

1. Cash/Investment Balances All Funds
For Period Ended December 31, 2016
2. Statement of Receipts, Disbursements, Electronic Funds Transfers, Payroll,
Interfund Allocations, Adjustments, and Investments All Funds
Month to Date by Fund
3. Statement of Receipts, Disbursements, Electronic Funds Transfers, Payroll,
Interfund Allocations, Adjustments, and Investments All Funds
Fiscal Year to Date by Fund
4. Statement of Maintenance & Operating Funds
FY2005 through December 31, 2016
General Fund
Road & Bridge Funds ... County Wide, Precinct No 1, Precinct No 2, Precinct No 3, Precinct No 4
5. Fund Cash/Investment Balance Comparison by Fiscal Year by Fund
Active and Inactive Funds
FY2004 through December 31, 2016
6. Overall Cash/Investment Balance Comparison by Month
FY1985 through December 31, 2016
7. County Sales Tax ... Effective January 01, 1988
Allocation Summary of Sales Tax Receipts
1988 through December 31, 2016

Statement of Repayment of Erroneous Receipt of Sales Tax
1997 through September 30, 2016 ... Paid Off FY2016
8. Hotel Occupancy Tax (HOT) ... Effective January 01, 2007
Summary of HOT Receipts and Expenditures
For the Period of January 01, 2007 through December 31, 2016
9. Certificates of Obligation Bonds ... Interest & Sinking
Statement of Bond Redemptions & Interest Payment Schedule
GO Refunding Bonds, Series 2010
Refunding of COB Series 2001, Post Office & Clinic Building Properties



10. General Obligation Bonds ... Interest & Sinking
Statement of Bond Redemptions & Interest Payment Schedule
GOB Series 2013, Jail Construction Project
11. Lease / Purchase Finance Capital Equipment
Statement of Principal & Interest Payment Schedule
Road & Bridge Departments – Contract No 6451, December.2013
 - o Countywide
 - o Precinct No 1
 - o Precinct No 2
 - o Precinct No 3
 - o Precinct No 4
12. Public Property Finance ... Law Enforcement Radio System Upgrade
Statement of Principal & Interest Payment Schedule
Sheriff Office --- Contract No 6774, November.2014
13. District Clerk Trust Funds ... Statement of Holding in Trust Funds As Managed by County Treasurer
As of December 31, 2016
14. County Clerk Trust Funds ... Statement of Holding in Trust Funds As Managed by County Treasurer
As of December 31, 2016
15. Investment Performance Summary ... Certificate(s) of Deposit
As of December 31, 2016
16. County Treasurer Portfolio Asset Summary by Investment Type
As of December 31, 2016
17. County Portfolio Asset Summary vs Security Holdings
As of December 31, 2016
18. Detailed Listing of Receipts to All Funds
For December.2016
19. Detailed Listing of Disbursements from All Funds
For December.2016
20. Detailed Listing of Electronic Funds Transfers from All Funds
For December.2016
21. Detailed Listing of Interfund Allocations to/from All Funds
For December.2016
22. Detailed Listing of Payroll Distribution All Funds
For December.2016
23. Financial Summary Recap Affidavit
As of December 31, 2016

GILLESPIE COUNTY, TEXAS

Cash and Investment Balances All Funds Managed by County Treasurer

For Period Ended December 31, 2016

FUNDS LISTING BY CATEGORY		
<p>GENERAL and ROAD & BRIDGE FUNDS Maintenance & Operating Funds</p>		<p>CASH and INVESTMENTS</p>
<p style="padding-left: 40px;">General Fund</p> <p style="padding-left: 40px;">Road & Bridge Funds ...</p> <p style="padding-left: 80px;">County Wide</p> <p style="padding-left: 80px;">Precinct No 1</p> <p style="padding-left: 80px;">Precinct No 2</p> <p style="padding-left: 80px;">Precinct No 3</p> <p style="padding-left: 80px;">Precinct No 4</p> <p style="padding-left: 40px;">Sub-total Road & Bridge Funds</p>	<p>13,524,184.49</p> <p>1,124,881.53</p> <p>64,627.27</p> <p>201,668.53</p> <p>127,347.61</p> <p><u>127,212.20</u></p> <p>1,645,737.14</p>	<p><u>15,169,921.63</u></p>
<p>SPECIAL REVENUE FUNDS</p> <p style="padding-left: 40px;">Law Library</p> <p style="padding-left: 40px;">Lateral Road ...</p> <p style="padding-left: 40px;">Precinct No 1</p> <p style="padding-left: 40px;">Precinct No 2</p> <p style="padding-left: 40px;">Precinct No 3</p> <p style="padding-left: 40px;">Precinct No 4</p> <p style="padding-left: 40px;">Sub-total Lateral Road Funds</p> <p style="padding-left: 40px;">Probate</p> <p style="padding-left: 40px;">Court Reporter Service</p> <p style="padding-left: 40px;">County Records Management</p> <p style="padding-left: 40px;">County Clerk Records Management</p> <p style="padding-left: 40px;">Sheriff Forfeiture</p> <p style="padding-left: 40px;">Sheriff Abandoned Vehicle</p> <p style="padding-left: 40px;">Sheriff Equitable Sharing</p> <p style="padding-left: 40px;">Justice Court Bldg Security</p> <p style="padding-left: 40px;">Courthouse Security</p> <p style="padding-left: 40px;">District Clerk Records Management</p> <p style="padding-left: 40px;">County & District Court Technology</p> <p style="padding-left: 40px;">Occupancy Tax</p> <p style="padding-left: 40px;">Pretrial Intervention</p> <p style="padding-left: 40px;">Justice Court Technology</p> <p style="padding-left: 40px;">Airport Operating</p> <p style="padding-left: 40px;">LEOSE Training--Sheriff</p> <p style="padding-left: 40px;">LEOSE Training--Constable No 1</p> <p style="padding-left: 40px;">LEOSE Training--Constable No 2</p> <p style="padding-left: 40px;">Tax Assessor - M V I</p>	<p>1,362.24</p> <p>26,657.91</p> <p>6,658.22</p> <p>6,683.25</p> <p>6,658.22</p> <p>6,658.22</p> <p>26,657.91</p> <p>33,379.47</p> <p>3,233.11</p> <p>70,734.35</p> <p>134,297.52</p> <p>46,245.90</p> <p>1,207.60</p> <p>1,208.06</p> <p>32,117.65</p> <p>21,239.78</p> <p>8,938.00</p> <p>20,832.31</p> <p>553,556.15</p> <p>129,525.71</p> <p>122,831.14</p> <p>968,367.95</p> <p>5,436.41</p> <p>8,702.83</p> <p>6,649.16</p> <p><u>106.75</u></p>	<p><u>2,196,630.00</u></p>
<p>SPECIAL REVENUE FUNDS ... GRANTS</p> <p style="padding-left: 40px;">Grants ... General, Energy Efficiency</p> <p style="padding-left: 40px;">Grants ... Law Enforcement, Emergency Services P25 Compliant Radio</p> <p style="padding-left: 40px;">PML Loan Star Library</p> <p style="padding-left: 40px;">PML PAC-Pug</p> <p style="padding-left: 40px;">Airport Capital Project Grant</p>	<p>0.00</p> <p>0.00</p> <p>258.39</p> <p>211.40</p> <p><u>15.18</u></p>	<p><u>484.97</u></p>

GILLESPIE COUNTY, TEXAS

Cash and Investment Balances All Funds Managed by County Treasurer

For Period Ended December 31, 2016

FUNDS LISTING BY CATEGORY <small>(continued)</small>			
CERTIFICATES OF OBLIGATION BONDS and GENERAL OBLIGATION BONDS			
...			
Operating Accounts			
GOB Series 2013 ... Jail Project	290,607.96	290,607.96	
CERTIFICATES OF OBLIGATION BONDS and GENERAL OBLIGATION BONDS			
...			
Interest & Sinking Accounts			
COB Series 2001/GOB Refunding Series 2010 ... Interest & Sinking	104,237.35		
GOB Series 2013 ... Interest & Sinking	588,836.95	693,074.30	
TRUST and AGENCY FUNDS			
Criminal Justice	35,300.90		
Waste Water (State Fee)	730.00		
County Attorney Hot Check	4,747.64		
McDermott (PML)	110,604.73		
Breiten (PML)	197,491.60		
Justice Of The Peace No. 1	25,069.55		
Justice Of The Peace No. 2	16,173.07		
Appellate Judicial System	115.00		
Alternative Dispute Resolution	475.00		
Unclaimed Monies	57,079.39		
County Clerk Operating	37,600.70		
District Clerk Operating	74,037.15		
Light Up The Block	0.00	559,424.73	18,910,143.59
FUNDS PENDING RELEASE			
Check(s) pending release	0.00		
EFT(s) pending release	0.00	0.00	0.00
CHANGE FUNDS			
General Fund (F.10) ... cash provider to various offices	3,000.00		
Sheriff Seizure Fund (F.30)	1,750.00		
County Attorney Hot Check Fund (F.80)	50.00	4,800.00	4,800.00

GILLESPIE COUNTY, TEXAS

Cash and Investment Balances All Funds Managed by County Treasurer

For Period Ended December 31, 2016

FUNDS LISTING BY CATEGORY <small>(continued)</small>				
UNALLOCATED MONIES				
Checking Accounts				
Justice of Peace No 2 Checking...unaccountable funds from 02.28.1999 ... date check book was turned over to County Treasurer	(98.56)			
Justice of Peace No 2 Checking ...credit card payment pending	324.00			
Justice of Peace No 2 Checking ...credit card reversal pending	110.00			
Justice of Peace No 2 Checking ...receipt data error	(35.00)			
Justice of Peace No 1 Checking...	0.00			
General Checking...	0.00			
District Clerk Checking...	0.00			
County Attorney Hot Check Checking...	0.00			
COB 2001/REF 2010 Checking...	0.00			
GOB 2013 Project Checking...	0.00			
Appellate Checking...	0.00			
County Clerk Checking...	0.00	<u>300.44</u>		
Investment Pools ... Investment Service For Public Funds				
TexPool ... General	0.00			
TexPool ... COB Series 2001/GOB Series 2010 Interest & Sinking	0.00			
TexPool ... GOB Series 2013 Jail Project	0.00			
Texas Class ... GOB Series 2013 Jail Project	<u>0.00</u>	<u>0.00</u>		
Other Unallocated Funds				
none reported	<u>0.00</u>	<u>0.00</u>	<u>300.44</u>	<u>18,915,244.03</u>

GILLESPIE COUNTY, TEXAS

Cash and Investment Balances All Funds Managed by County Treasurer

For Period Ended December 31, 2016

CHECKING and INVESTMENT ACCOUNTS			
CHECKING ACCOUNTS			
GENERAL OPERATING ... Interest Bearing Checking	(94.39)		
Cash On Hand	0.00		
Deposit In Process	56,496.33		
Deposit In Process	6.00		
Deposit In Process	50.00		
Deposit In Process	0.00		
Deposit In Process	0.00		
Online Transfer	(3,902.57)		
Online Transfer	(19,282.82)		
Online Transfer	57.91		
Outstanding Financial Checks	(207,245.62)		
Outstanding Payroll Checks	(15,975.35)		
Check(s) pending release	0.00	(189,890.51)	
GENERAL OPERATING ... Interest Bearing Sweep Account			
Sweep of General Operating Checking	9,410,129.15	9,410,129.15	
COB Series 2001 / GORefuding Series 2010 INTEREST & SINKING Checking	1.00		
Cash On Hand	0.00		
Online Transfer	3,902.57		
Online Transfer	(57.91)		
Outstanding Checks	0.00	3,845.66	
COB Series 2001 / GORefuding Series 2010 INTEREST & SINKING ...			
Interest Bearing Sweep Account			
Sweep of General Operating Checking	99,678.09	99,678.09	
COUNTY ATTORNEY HOT CHECK ... Interest Bearing Checking	6,048.83		
Cash On Hand	0.00		
Deposit In Process	0.00		
Online Transfer	0.00		
Outstanding Checks	(1,301.19)	4,747.64	
APPELLATE JUDICIAL ... CLOSED ACCOUNT 2016.12	0.00		
Cash On Hand	0.00		
Deposit In Process	0.00		
Online Transfer	0.00		
Online Transfer	0.00		
Online Transfer	0.00		
Outstanding Checks	0.00	0.00	
JUSTICE OF THE PEACE No 1 ... Interest Bearing Checking	36,360.96		
Cash On Hand	0.00		
Deposit In Process	691.00		
Online Transfer	0.00		
Outstanding Checks	(11,982.41)	25,069.55	

GILLESPIE COUNTY, TEXAS

**Cash and Investment Balances
 All Funds Managed by County Treasurer**

For Period Ended December 31, 2016

CHECKING and INVESTMENT ACCOUNTS (continued)			
CHECKING ACCOUNTS ... Continued			
JUSTICE OF THE PEACE No 2 ... Interest Bearing Checking	29,491.06		
Cash On Hand	0.00		
Deposit In Process	0.00		
Online Transfer	0.00		
Outstanding Checks	<u>(13,017.55)</u>	<u>16,473.51</u>	
COUNTY CLERK ... Interest Bearing Checking	67,498.80		
Cash On Hand	0.00		
Deposit In Process	2,386.00		
Deposit In Process	645.00		
Deposit In Process	0.00		
Online Transfer	0.00		
Outstanding Checks ...checks outstanding prior to 10.01.2009	<u>(108.50)</u>		
Outstanding Checks ...outstanding checks post 09.30.2009	<u>(32,820.60)</u>	<u>37,600.70</u>	
DISTRICT CLERK ... Interest Bearing Checking	89,818.71		
Cash On Hand	0.00		
Deposit In Process	354.50		
Online Transfer	0.00		
Outstanding Checks ...checks outstanding prior to 10.01.2009	<u>(4,361.86)</u>		
Outstanding Checks ...outstanding checks post 09.30.2009	<u>(11,774.20)</u>	<u>74,037.15</u>	
GOB SERIES 2013 - Jail Project ... Interest Bearing Checking	1.00		
Cash On Hand	0.00		
Online Transfer	0.00		
Deposit In Process	0.00		
Outstanding Checks	<u>0.00</u>	<u>1.00</u>	
GOB SERIES 2013 - Jail Project ... Interest Bearing Sweep Account			
Sweep of GOB 2013 Jail Project Checking	<u>37,091.75</u>	<u>37,091.75</u>	
GOB SERIES 2013 - Interest & Sinking ... Interest Bearing Checking	1.00		
Cash On Hand	0.00		
Online Transfer	19,282.82		
Online Transfer	0.00		
Online Transfer	0.00		
Outstanding Checks	<u>0.00</u>	<u>19,283.82</u>	
GOB SERIES 2013 - Interest & Sinking ... Interest Bearing Sweep Account			
Sweep of GOB 2013 Interest & Sinking Sweep	<u>569,553.13</u>	<u>569,553.13</u>	<u>10,107,620.64</u>

GILLESPIE COUNTY, TEXAS

**Cash and Investment Balances
 All Funds Managed by County Treasurer**

For Period Ended December 31, 2016

CHECKING and INVESTMENT ACCOUNTS (continued)

TIME CERTIFICATE OF DEPOSIT(s)

All General Fund (10.) Investments

Blanco National Bank

BNB CD .. 0.45% per annum, paid monthly .. 11.07.2017 maturity	100,000.00	
BNB CD .. 0.45% per annum, paid monthly .. 02.11.2017 maturity	100,000.00	
BNB CD .. 0.45% per annum, paid monthly .. 01.02.2017 maturity	100,000.00	
BNB CD .. 0.45% per annum, paid monthly .. 07.19.2017 maturity	100,000.00	
BNB CD .. 0.45% per annum, paid monthly .. 03.07.2017 maturity	100,000.00	
BNB CD .. 0.45% per annum, paid monthly .. 09.07.2017 maturity	100,000.00	
BNB CD .. 0.45% per annum, paid monthly .. 10.07.2017 maturity	100,000.00	
BNB CD .. 0.45% per annum, paid monthly .. 05.28.2017 maturity	100,000.00	
BNB CD .. 0.45% per annum, paid monthly .. 05.28.2017 maturity	100,000.00	
BNB CD .. 0.45% per annum, paid monthly .. 08.02.2017 maturity	100,000.00	
BNB CD .. 0.45% per annum, paid monthly .. 11.02.2017 maturity	100,000.00	
BNB CD .. 0.45% per annum, paid monthly .. 12.02.2017 maturity	100,000.00	
BNB CD .. 0.45% per annum, paid monthly .. 04.18.2017 maturity	100,000.00	
BNB CD .. 0.45% per annum, paid monthly .. 11.22.2017 maturity	100,000.00	
BNB CD .. 0.45% per annum, paid monthly .. 01.30.2017 maturity	100,000.00	
BNB CD .. 0.45% per annum, paid monthly .. 01.30.2017 maturity	100,000.00	
BNB CD .. 0.45% per annum, paid monthly .. 03.05.2017 maturity	100,000.00	
BNB CD .. 0.45% per annum, paid monthly .. 04.01.2017 maturity	100,000.00	
BNB CD .. 0.45% per annum, paid monthly .. 12.01.2017 maturity	100,000.00	
BNB CD .. 0.45% per annum, paid monthly .. 04.01.2017 maturity	100,000.00	
BNB CD .. 0.45% per annum, paid monthly .. 04.01.2017 maturity	100,000.00	
BNB CD .. 0.45% per annum, paid monthly .. 04.15.2017 maturity	100,000.00	
BNB CD .. 0.45% per annum, paid monthly .. 06.01.2017 maturity	100,000.00	
BNB CD .. 0.45% per annum, paid monthly .. 06.15.2017 maturity	<u>100,000.00</u>	<u>2,400,000.00</u>

Security State Bank & Trust (County Depository)

SSB&T CD .. 0.35% per annum, paid monthly .. 02.11.2017 maturity	100,000.00	
SSB&T CD .. 0.35% per annum, paid monthly .. 05.02.2017 maturity	100,000.00	
SSB&T CD .. 0.35% per annum, paid monthly .. 02.28.2017 maturity	100,000.00	
SSB&T CD .. 0.40% per annum, paid monthly .. 10.29.2017 maturity	100,000.00	
SSB&T CD .. 0.35% per annum, paid monthly .. 03.04.2017 maturity	250,000.00	
SSB&T CD .. 0.35% per annum, paid monthly .. 04.01.2017 maturity	500,000.00	
SSB&T CD .. 0.40% per annum, paid monthly .. 07.01.2017 maturity	500,000.00	
SSB&T CD .. 0.40% per annum, paid monthly .. 10.01.2017 maturity	500,000.00	
SSB&T CD .. 0.35% per annum, paid monthly .. 01.01.2017 maturity	<u>500,000.00</u>	<u>2,650,000.00</u> <u>5,050,000.00</u>

GILLESPIE COUNTY, TEXAS

**Cash and Investment Balances
 All Funds Managed by County Treasurer**

For Period Ended December 31, 2016

CHECKING and INVESTMENT ACCOUNTS <small>(continued)</small>				
INVESTMENT POOLS ... Investment Service For Public Funds				
TexPool				
GENERAL ... Multi-Fund Account	3,498,594.58			
Deposit In Process	0.00			
Monies In Transit	<u>0.00</u>	<u>3,498,594.58</u>		
COB SERIES 2001/GOREfunding SERIES 2010 ... Interest & Sinking	713.60			
Deposit In Process	0.00			
Monies In Transit	<u>0.00</u>	<u>713.60</u>		
GOB SERIES 2013 ... Jail Project	0.00			
Deposit In Process	0.00			
Monies In Transit	<u>0.00</u>	<u>0.00</u>		
TexPool sub-total			<u>3,499,308.18</u>	
Texas Class				
GOB SERIES 2013 ... Jail Project	253,515.21			
Deposit In Process	0.00			
Monies In Transit	<u>0.00</u>	<u>253,515.21</u>	<u>3,752,823.39</u>	
CHANGE FUNDS				
Under General Fund (F.10)				
Tax Office ... Teller Drawers (4)	1,200.00			
Tax Office ... Office Administration	0.00			
County Clerk	100.00			
District Clerk	100.00			
Justice of Peace No 1	200.00			
Justice of Peace No 2	200.00			
Pioneer Memorial Library	100.00			
Sheriff ... Administration	50.00			
Sheriff ... Jail Operations	50.00			
County Treasurer	1,000.00			
County Warehouse	<u>0.00</u>	<u>3,000.00</u>		
Under Sheriff Seizure (F.30)				
Sheriff ... Administrative Office	<u>1,750.00</u>	<u>1,750.00</u>		
Under County Attorney Hot Check (F.80)				
County Attorney	<u>50.00</u>	<u>50.00</u>	<u>4,800.00</u>	<u>18,915,244.03</u>

GILLESPIE COUNTY, TEXAS

Cash and Investment Balances All Funds Managed by County Treasurer

For Period Ended December 31, 2016

DISTRICT CLERK HOLDING					
HOLDING ACCOUNT (s)	CASH and INVESTMENTS				
holding account(s)	<u>18,092.51</u>	<u>18,092.51</u>	<u>18,092.51</u>	<u>18,092.51</u>	<u>18,092.51</u>
INVESTMENT POOLS ... Investment Service For Public Funds					
TEXPOOL ... DISTRICT CLERK HOLDING	18,092.51				
Deposit In Process	0.00				
Monies In Transit	<u>0.00</u>	<u>18,092.51</u>	<u>18,092.51</u>	<u>18,092.51</u>	<u>18,092.51</u>

COUNTY CLERK HOLDING					
HOLDING ACCOUNT (s)	CASH and INVESTMENTS				
holding account(s)	<u>121,018.31</u>	<u>121,018.31</u>	<u>121,018.31</u>	<u>121,018.31</u>	<u>121,018.31</u>
INVESTMENT POOLS ... Investment Service For Public Funds					
TEXPOOL ... COUNTY CLERK HOLDING	121,018.31				
Deposit In Process	0.00				
Monies In Transit	<u>0.00</u>	<u>121,018.31</u>	<u>121,018.31</u>	<u>121,018.31</u>	<u>121,018.31</u>



Laura Lundquist, ccr, cfo
 Gillespie County Treasurer
 Gillespie County, Texas

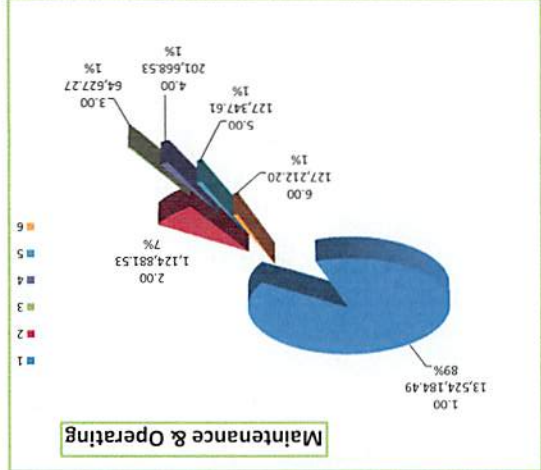
**GILLESPIE COUNTY, TEXAS
STATEMENT OF
Receipts, Disbursements, Electronic Funds Transfers, Payroll, Interfund Allocations, Adjustments, and Time Investments
of County Funds Managed by County Treasurer
For the Period Ended December 31, 2016**

For Current Account Period	Cash Balance as of 11.30.2016	Receipts	Disbursements	Electronic Fund Transfers	Payroll	Total Disbursements	In Interfund Allocations	Out Interfund Allocations	FY2017 Adjustments	FY2016 YE Adjustments	Cash Balance as of 12.31.2016	Adjusted Cash Balance as of 12.31.2016	For Current Account Period
-------------------------------	--	----------	---------------	------------------------------	---------	------------------------	--------------------------------	---------------------------------	-----------------------	-----------------------------	--	---	-------------------------------

GENERAL and ROAD & BRIDGE ... Maintenance & Operating Funds													
Road & Bridge Funds													
F10 General	11,957,819.87	3,005,449.58	733,643.43	249,043.73	455,918.22	1,438,605.38			(479.58)	13,524,184.49	5,050,000.00	8,474,184.49	F10 General
Road & Bridge Funds													
F15 County Wide	632,240.39	499,842.95	3,709.57		3,492.24	7,201.81				1,124,881.53		1,124,881.53	F15 County Wide
F16 Precinct No 1	95,038.63	31.66			27,174.48	30,443.02				64,627.27		64,627.27	F16 Precinct No 1
F17 Precinct No 2	226,087.15	87.15	3,305.75		21,200.02	24,505.77				201,668.53		201,668.53	F17 Precinct No 2
F18 Precinct No 3	156,474.18	57.71	4,087.22		25,097.06	29,184.28				127,347.61		127,347.61	F18 Precinct No 3
F19 Precinct No 4	153,222.22	1,392.01	4,502.28		22,899.75	27,402.03				127,212.20		127,212.20	F19 Precinct No 4
Sub-Total# R5B	1,263,062.57	501,411.48	18,873.36	0.00	99,863.55	118,736.91				1,645,737.14	0.00	1,645,737.14	Sub-Total# R5B
GENERAL and ROAD & BRIDGE ... Maintenance & Operating Funds													
Sub-Totals													
General / Road & Bridge ... Maintenance & Operating Funds	13,220,882.44	3,506,861.06	752,516.79	249,043.73	555,781.77	1,557,342.29			0.00	(479.58)	15,169,921.63	5,050,000.00	10,119,921.63
Sub-Totals	13,220,882.44	3,506,861.06	752,516.79	249,043.73	555,781.77	1,557,342.29			0.00	(479.58)	15,169,921.63	5,050,000.00	10,119,921.63

Maintenance & Operating
Cash Balances by Fund
As of December 31, 2016

13,524,184.49	General Fund
1,124,881.53	F15 County Wide
64,627.27	F16 Precinct No 1
201,668.53	F17 Precinct No 2
127,347.61	F18 Precinct No 3
127,212.20	F19 Precinct No 4
15,169,921.63	



**GILLESPIE COUNTY, TEXAS
STATEMENT OF
Receipts, Disbursements, Electronic Funds Transfers, Payroll, Interfund Allocations, Adjustments, and Time Investments
of County Funds Managed by County Treasurer
For the Period Ended December 31, 2016**

Account Period	Balance as of	Receipts	Disbursements	Electronic Funds Transfers	Payroll	Total Disbursements	In Allocations	Interfund Allocations	Out	Adjustments	FY2016	Cash Balances as of	Investments	Cash Balance as of	Account Period
For Current	11.30.2016						In			FY2017	12.31.2016			Adjusted	For Current

SPECIAL REVENUE															
F20 Law Library	1,054.24	805.00	497.00			497.00						1,362.24			F20 Law Library
F21 Lateral Road Precinct															F21 Lateral Road Precinct
Dep'ts															Dep'ts
Precinct No 1	6,658.22					6,658.22						6,658.22			Precinct No 1
Precinct No 2	6,658.22					6,658.22						6,658.22			Precinct No 2
Precinct No 3	6,658.22					6,658.22						6,658.22			Precinct No 3
Precinct No 4	6,658.22					6,658.22						6,658.22			Precinct No 4
F24 Probate	32,873.47	506.00				33,379.47						33,379.47			F24 Probate
F25 Court Reporter	3,233.11					3,233.11						3,233.11			F25 Court Reporter
F28 County Records Mgmt	69,997.06	737.29				70,734.35						70,734.35			F28 County Records Mgmt
F29 County Clerk Records Mgmt	124,252.78	10,735.00	690.26			134,297.52						134,297.52			F29 County Clerk Records Mgmt
F30 Sheriff Forfeiture	42,431.95	5,079.70	1,265.75			46,245.90						46,245.90			F30 Sheriff Forfeiture
F93 Sheriff Abandoned Vehicle	1,207.11	0.49				1,207.60						1,207.60			F93 Sheriff Abandoned Vehicle
F31 Justice Court Bldg Security	31,867.45	250.20				32,117.65						32,117.65			F31 Justice Court Bldg Security
F32 Courthouse Security	19,193.70	2,046.08				21,239.78						21,239.78			F32 Courthouse Security
F34 District Clerk Records Mgmt	8,938.00					8,938.00						8,938.00			F34 District Clerk Records Mgmt
F35 County & District Courts	20,734.33	97.98				20,832.31						20,832.31			F35 County & District Courts
F36 Occupancy Tax	549,760.47	3,795.68				553,556.15						553,556.15			F36 Occupancy Tax
F37 Pretrial Intervention	128,525.71	1,000.00				129,525.71						129,525.71			F37 Pretrial Intervention
F51 Justice Court Technology	121,782.29	1,048.85				122,831.14						122,831.14			F51 Justice Court Technology
F72 Airport Operating	954,760.15	23,231.58	1,377.08			968,367.95	0.00					968,367.95			F72 Airport Operating
F78 LEOSE-Sheriff	5,436.41					5,436.41						5,436.41			F78 LEOSE-Sheriff
F79 LEOSE-Constable 1	8,702.83					8,702.83						8,702.83			F79 LEOSE-Constable 1
F82 LEOSE-Constable 2	6,649.16					6,649.16						6,649.16			F82 LEOSE-Constable 2
F81 Tax Assessor-M V I	106.75					106.75						106.75			F81 Tax Assessor-M V I
F40 Sheriff Equitable Sharing	1,207.57	0.49				1,208.06						1,208.06			F40 Sheriff Equitable Sharing
Sub-Totals	2,159,372.45	49,334.34	3,139.83	0.00	8,938.96	12,076.79	0.00	0.00	0.00	0.00	0.00	2,196,630.00	0.00	0.00	Sub-Totals
Special Revenue	2,159,372.45	49,334.34	3,139.83	0.00	8,938.96	12,076.79	0.00	0.00	0.00	0.00	0.00	2,196,630.00	0.00	0.00	Special Revenue

GILLESPIE COUNTY, TEXAS
STATEMENT OF
Receipts, Disbursements, Electronic Funds Transfers, Payroll, Interfund Allocations, Adjustments, and Time Investments
of County Funds Managed by County Treasurer

For the Period Ended December 31, 2016

For Current Account Period	Cash Balance as of 11.30.2016	Receipts	Disbursements	Electronic Fund Transfers	Payroll	Total Disbursements	Interfund Allocations In	Interfund Allocations Out	FY2017 Adjustments	FY2016 YE Adjustments	Cash Balances as of 12.31.2016	Time Investments	Adjusted Cash Balance as of 12.31.2016	For Current Account Period
----------------------------	----------------------------------	----------	---------------	---------------------------	---------	---------------------	--------------------------	---------------------------	--------------------	-----------------------	-----------------------------------	------------------	---	----------------------------

SPECIAL REVENUE ... GRANTS														
F11 Grants ... General - Energy Efficiency	0.00					0.00					0.00		0.00	F11 Grants ... General - Energy Efficiency
F11 Grants ... Law Enforcement, Emergency Services P25 Compliant Radio	0.00					0.00					0.00		0.00	F11 Grants ... Law Enforcement, Emergency Services P25 Compliant Radio
F54 PML ... Loan Star Grant	258.39					0.00					258.39		258.39	F54 PML ... Loan Star Grant
F54 PML ... PAC-HUG Grant	211.40					0.00					211.40		211.40	F54 PML ... PAC-HUG Grant
F71 Airport Capital Project Grant	15.18					0.00				0.00	15.18		15.18	F71 Airport Capital Project Grant
Sub-Totals Special Revenue ... Grants	484.97	0.00	0.00	0.00	0.00	0.00	0.00	0.00	0.00	0.00	484.97	0.00	484.97	Sub-Totals Special Revenue ... Grants

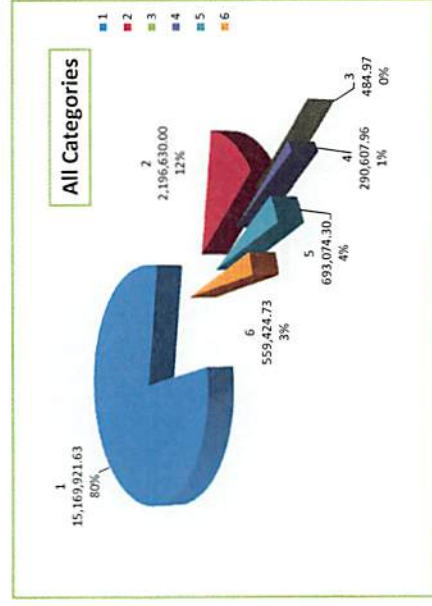
CERTIFICATES OF OBLIGATION BONDS and GENERAL OBLIGATION BONDS ... Project Operating Accounts														
F61 GOB Series 2013 ... Jail Project	290,402.68	205.28				0.00					290,607.96		290,607.96	F61 GOB Series 2013 ... Jail Project
Sub-Totals COB ... GOB Operating	290,402.68	205.28	0.00	0.00	0.00	0.00	0.00	0.00	0.00	0.00	290,607.96	0.00	290,607.96	Sub-Totals COB ... GOB Operating

CERTIFICATES OF OBLIGATION BONDS and GENERAL OBLIGATION BONDS ... Interest & Sinking Accounts														
F62 GOB Series 2013 ... Interest & Sinking	436,028.35	152,808.60				0.00					588,836.95		588,836.95	F62 GOB Series 2013 ... Interest & Sinking
F53 COB Series 2001 / GOB Refunding Series 2013 ... Interest & Sinking	73,347.65	30,889.70				0.00					104,237.35		104,237.35	F53 COB Series 2001 / GOB Refunding Series 2013 ... Interest & Sinking
Sub-Totals COB ... GOB I&S	509,376.00	183,698.30	0.00	0.00	0.00	0.00	0.00	0.00	0.00	0.00	693,074.30	0.00	693,074.30	Sub-Totals COB ... GOB I&S

GILLESPIE COUNTY, TEXAS
STATEMENT OF
Receipts, Disbursements, Electronic Funds Transfers, Payroll, Interfund Allocations, Adjustments, and Time Investments
of County Funds Managed by County Treasurer

For the Period Ended December 31, 2016

For Current Account Period	Cash Balance as of 11.30.2016	Receipts	Disbursements	Electronic Fund Transfers	Payroll	Total Disbursements	Interfund Allocations In	Interfund Allocations Out	FY2017 Adjustments	FY2016 YE Adjustments	Cash Balances as of 12.31.2016	Time Investments	Adjusted Cash Balance as of 12.31.2016	For Current Account Period
TRUST and AGENCY														
F22 Criminal Justice	2,259.00	33,041.90					0.00				35,300.90		35,300.90	F22 Criminal Justice
F27 Waste Water	570.00	160.00					0.00				730.00		730.00	F27 Waste Water
F80 County Attorney Hot Check	4,501.73	894.20	648.29			648.29					4,747.64		4,747.64	F80 County Attorney Hot Check
F89 McDermott (PML)	110,559.87	44.86					0.00				110,604.73		110,604.73	F89 McDermott (PML)
F92 Breiten (PML)	197,920.25	80.11	508.76			508.76					197,491.60		197,491.60	F92 Breiten (PML)
F85 Justice Of Peace 1	37,438.95	15,207.39	27,576.79			27,576.79					25,069.55		25,069.55	F85 Justice Of Peace 1
F86 Justice Of Peace 2	31,361.83	15,690.55	30,879.31			30,879.31					16,173.07		16,173.07	F86 Justice Of Peace 2
F83 Appellate Judicial	0.00	115.00					0.00				115.00		115.00	F83 Appellate Judicial
F84 Alternative Dispute Resolution	0.00	475.00					0.00				475.00		475.00	F84 Alternative Dispute Resolution
F90 Unclaimed Monies	57,079.39						0.00				57,079.39		57,079.39	F90 Unclaimed Monies
F94 County Clerk Operating	76,901.55	36,534.70	75,835.55			75,835.55					37,600.70		37,600.70	F94 County Clerk Operating
F95 District Clerk Operating	58,126.87	15,910.28					0.00				74,037.15		74,037.15	F95 District Clerk Operating
Sub-Totals Trust and Agency	576,718.44	118,153.99	135,448.70	0.00	0.00	135,448.70	0.00	0.00	0.00	0.00	559,424.73	0.00	559,424.73	Sub-Totals Trust and Agency
TOTALS ALL FUNDS	16,757,237.88	3,858,252.97	891,105.32	249,043.73	664,718.73	1,704,867.78	0.00	0.00	(479.58)	0.00	18,910,143.59	5,050,000.00	13,860,143.59	TOTALS ALL FUNDS



GILLESPIE COUNTY, TEXAS
STATEMENT OF
Receipts, Disbursements, Electronic Funds Transfers, Payroll, Interfund Allocations, Adjustments, and Time Investments
of County Funds Managed by County Treasurer

Fiscal Year to Date as of Period Ended December 31, 2016

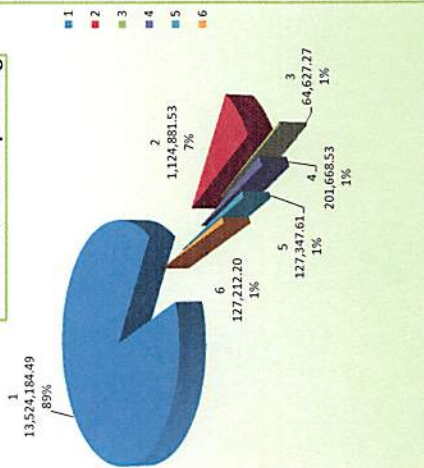
For Current Account Period	Cash Balance as of 09.30.2016	Receipts	Disbursements	Electronic Fund Transfers	Payroll	Total Disbursements	Interfund Allocations In	Interfund Allocations Out	FY2017 Adjustments	FY2016 YE Adjustments	Cash Balances as of 12.31.2016	Time Investments	Adjusted Cash Balance as of 12.31.2016	For Current Account Period
GENERAL and ROAD & BRIDGE ... Maintenance & Operating Funds														
F10 General	12,334,694.04	4,988,546.03	1,943,183.28	798,691.43	1,056,701.29	3,798,576.00			(479.58)		13,524,184.49	5,050,000.00	8,474,184.49	F10 General
Road & Bridge Funds														
F15 County Wide	348,372.04	794,989.58	9,877.93		8,602.16	18,480.09					1,124,881.53		1,124,881.53	Road & Bridge Funds
F16 Precinct No 1	299,702.39	75.67	168,825.93		66,324.86	235,150.79					64,627.27		64,627.27	F15 County Wide
F17 Precinct No 2	305,892.17	184.44	47,656.64		57,751.44	105,408.08					201,668.53		201,668.53	F16 Precinct No 1
F18 Precinct No 3	298,810.08	134.88	85,870.06		85,727.29	171,597.35					127,347.61		127,347.61	F17 Precinct No 2
F19 Precinct No 4	298,831.13	11,711.73	124,131.62		59,199.04	183,330.66					127,212.20		127,212.20	F18 Precinct No 3
Sub-Total R&B	1,552,607.81	807,096.30	436,362.18	0.00	277,604.79	713,966.97	0.00	0.00	0.00	0.00	1,565,737.14	0.00	1,565,737.14	F19 Precinct No 4
Sub-Totals General / Road & Bridge ... Maintenance & Operating Funds	13,887,301.85	5,795,642.33	2,379,545.46	798,691.43	1,334,306.08	4,512,542.97	0.00	0.00	(479.58)	0.00	15,169,921.63	5,050,000.00	10,119,921.63	Sub-Totals General / Road & Bridge ... Maintenance & Operating Funds

Maintenance & Operating

Cash Balances by Fund
As of December 31, 2016

13,524,184.49	General Fund
1,124,881.53	F15 County Wide
64,627.27	F16 Precinct No 1
201,668.53	F17 Precinct No 2
127,347.61	F18 Precinct No 3
127,212.20	F19 Precinct No 4
15,169,921.63	

Maintenance & Operating



GILLESPIE COUNTY, TEXAS
STATEMENT OF
Receipts, Disbursements, Electronic Funds Transfers, Payroll, Interfund Allocations, Adjustments, and Time Investments
of County Funds Managed by County Treasurer

Fiscal Year to Date as of Period Ended December 31, 2016

For Current Account Period	Cash Balance as of 09.30.2016	Receipts	Disbursements	Electronic Fund Transfers	Payroll	Total Disbursements	Interfund Allocations In	Interfund Allocations Out	FY2017 Adjustments	FY2016 YE Adjustments	Cash Balances as of 12.31.2016	Time Investments	Adjusted Cash Balance as of 12.31.2016	For Current Account Period
SPECIAL REVENUE														
F20 Law Library	2,467.24	2,240.00	3,345.00			3,345.00					1,362.24		1,362.24	F20 Law Library
F21 Lateral Road Precinct Depts														F21 Lateral Road Precinct Depts
Precinct No 1	13,291.39	6,658.22	13,291.39			13,291.39					6,658.22		6,658.22	Precinct No 1
Precinct No 2	25.04	6,658.21				0.00					6,683.25		6,683.25	Precinct No 2
Precinct No 3	6,658.22	6,658.22	6,658.22			6,658.22					6,658.22		6,658.22	Precinct No 3
Precinct No 4	0.00	6,658.22				0.00					6,658.22		6,658.22	Precinct No 4
F24 Probate	32,528.47	851.00				0.00					33,379.47		33,379.47	F24 Probate
F25 Court Reporter	3,248.11	375.00	390.00			390.00					3,233.11		3,233.11	F25 Court Reporter
F28 County Records Mgmt	69,004.06	1,730.29				0.00					70,734.35		70,734.35	F28 County Records Mgmt
F29 County Clerk Records Mgmt	117,867.78	17,120.00			690.26	690.26					134,297.52		134,297.52	F29 County Clerk Records Mgmt
F30 Sheriff Forfeiture	41,956.71	5,554.94	1,265.75			1,265.75					46,245.90		46,245.90	F30 Sheriff Forfeiture
F93 Sheriff Abandoned Vehicle	1,206.15	1.45				0.00					1,207.60		1,207.60	F93 Sheriff Abandoned Vehicle
F31 Justice Court Bldg Security	31,719.70	397.95				0.00					32,117.65		32,117.65	F31 Justice Court Bldg Security
F32 Courthouse Security	17,774.07	3,466.17	0.46			0.46					21,239.78		21,239.78	F32 Courthouse Security
F34 District Clerk Records Mgmt	8,791.19	146.81				0.00					8,938.00		8,938.00	F34 District Clerk Records Mgmt
F35 County & District Courts Technology	20,360.61	471.70				0.00					20,832.31		20,832.31	F35 County & District Courts Technology
F36 Occupancy Tax	608,412.96	111,214.19	166,071.00			166,071.00					553,556.15		553,556.15	F36 Occupancy Tax
F37 Pretrial Intervention	127,525.71	2,000.00				0.00					129,525.71		129,525.71	F37 Pretrial Intervention
F51 Justice Court Technology	121,167.37	1,663.77				0.00					122,831.14		122,831.14	F51 Justice Court Technology
F72 Airport Operating	952,258.99	57,795.54	21,098.14		20,588.44	41,686.58					968,367.95		968,367.95	F72 Airport Operating
F78 LEOSE -Sheriff	5,436.41					0.00					5,436.41		5,436.41	F78 LEOSE -Sheriff
F79 LEOSE- Constable 1	8,702.83					0.00					8,702.83		8,702.83	F79 LEOSE- Constable 1
F82 LEOSE-Constable 2	6,649.16					0.00					6,649.16		6,649.16	F82 LEOSE-Constable 2
F81 Tax Assessor-M V I	106.75					0.00					106.75		106.75	F81 Tax Assessor-M V I
F40 Sheriff Equitable Sharing	1,206.61	1.45				0.00					1,208.06		1,208.06	F40 Sheriff Equitable Sharing
Sub-Totals Special Revenue	2,198,365.53	231,663.13	212,119.96	0.00	21,278.70	233,398.66	0.00	0.00	0.00	0.00	2,196,630.00	0.00	2,196,630.00	Sub-Totals Special Revenue

GILLESPIE COUNTY, TEXAS
STATEMENT OF
Receipts, Disbursements, Electronic Funds Transfers, Payroll, Interfund Allocations, Adjustments, and Time Investments
of County Funds Managed by County Treasurer

Fiscal Year to Date as of Period Ended December 31, 2016

For Current Account Period	Cash Balance as of 09.30.2016	Receipts	Disbursements	Electronic Fund Transfers	Payroll	Total Disbursements	Interfund Allocations In	Interfund Allocations Out	FY2017 Adjustments	FY2016 YE Adjustments	Cash Balances as of 12.31.2016	Time Investments	Adjusted Cash Balance as of 12.31.2016
----------------------------	-------------------------------	----------	---------------	---------------------------	---------	---------------------	--------------------------	---------------------------	--------------------	-----------------------	--------------------------------	------------------	--

SPECIAL REVENUE ... GRANTS													
F11 Grants ... General - Energy Efficiency	0.00					0.00					0.00		0.00
F11 Grants ... Law Enforcement, Emergency Services P25 Compliant Radio	0.00					0.00					0.00		0.00
F54 PML ... Loan Star Grant	258.39					0.00					258.39		258.39
F54 PML ... PAC-HUG Grant	211.40					0.00					211.40		211.40
F71 Airport Capital Project Grant	15.18					0.00			0.00		15.18		15.18
Sub-Totals Special Revenue ... Grants	484.97	0.00	0.00	0.00	0.00	0.00	0.00	0.00	0.00	0.00	484.97	0.00	484.97

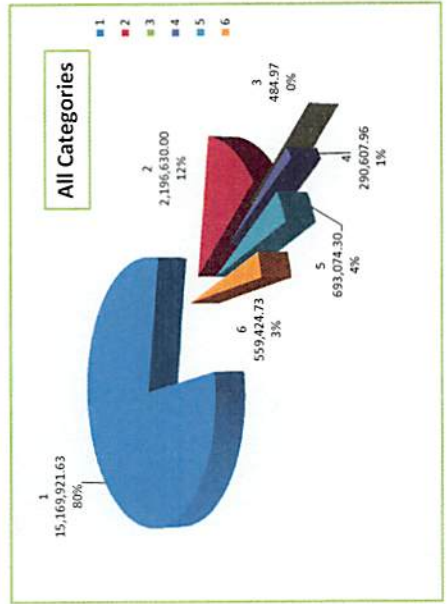
CERTIFICATES OF OBLIGATION BONDS and GENERAL OBLIGATION BONDS ... Project Operating Accounts													
F61 GOB Series 2013 ... Jail Project	290,019.50	588.46				0.00					290,607.96		290,607.96
Sub-Totals COB ... GOB Operating	290,019.50	588.46	0.00	0.00	0.00	0.00	0.00	0.00	0.00	0.00	290,607.96	0.00	290,607.96

CERTIFICATES OF OBLIGATION BONDS and GENERAL OBLIGATION BONDS ... Interest & Sinking Accounts													
F62 GOB Series 2013 ... Interest & Sinking	367,170.78	221,666.17				0.00					588,836.95		588,836.95
F53 COB Series 2001 / GOB Refunding Series 2013 ... Interest & Sinking	60,224.16	44,763.19	750.00			750.00					104,237.35		104,237.35
Sub-Totals COB ... GOB I&S	427,394.94	266,429.36	750.00	0.00	0.00	750.00	0.00	0.00	0.00	0.00	693,074.30	0.00	693,074.30

**GILLESPIE COUNTY, TEXAS
STATEMENT OF
Receipts, Disbursements, Electronic Funds Transfers, Payroll, Interfund Allocations, Adjustments, and Time Investments
of County Funds Managed by County Treasurer**

Fiscal Year to Date as of Period Ended December 31, 2016

For Current Account Period	Cash Balance as of 09.30.2016	Receipts	Disbursements	Electronic Fund Transfers	Payroll	Total Disbursements	Interfund Allocations In	Interfund Allocations Out	FY2017 Adjustments	FY2016 YE Adjustments	Cash Balances as of 12.31.2016	Time Investments	Adjusted Cash Balance as of 12.31.2016	For Current Account Period
TRUST and AGENCY														
F22 Criminal Justice	54,932.91	52,736.32	565.02	71,803.31		72,368.33					35,300.90		35,300.90	F22 Criminal Justice
F27 Waste Water	730.00	570.00	570.00			570.00					730.00		730.00	F27 Waste Water
F80 County Attorney Hot Check	7,577.51	6,031.93	8,861.80			8,861.80					4,747.64		4,747.64	F80 County Attorney Hot Check
F89 McDermott (PML)	110,471.53	133.20				0.00					110,604.73		110,604.73	F89 McDermott (PML)
F92 Breiten (PML)	201,971.34	239.16	4,718.90			4,718.90					197,491.60		197,491.60	F92 Breiten (PML)
F85 Justice Of Peace 1	35,430.40	45,109.49	55,470.34			55,470.34					25,069.55		25,069.55	F85 Justice Of Peace 1
F86 Justice Of Peace 2	15,777.64	46,630.33	46,234.90			46,234.90					16,173.07		16,173.07	F86 Justice Of Peace 2
F83 Appellate Judicial	1,156.16	320.00	1,361.16			1,361.16					115.00		115.00	F83 Appellate Judicial
F84 Alternative Dispute Resolution	1,857.31	990.00	2,372.31			2,372.31					475.00		475.00	F84 Alternative Dispute Resolution
F90 Unclaimed Monies	57,058.39	21.00				0.00					57,079.39		57,079.39	F90 Unclaimed Monies
F94 County Clerk Operating	54,774.79	112,457.25	129,631.34			129,631.34					37,600.70		37,600.70	F94 County Clerk Operating
F95 District Clerk Operating	48,925.35	48,431.32	23,319.52			23,319.52					74,037.15		74,037.15	F95 District Clerk Operating
Sub-Totals Trust and Agency	590,663.33	313,670.00	273,105.29	71,803.31	0.00	344,908.60	0.00	0.00	0.00	0.00	559,424.73	0.00	559,424.73	Sub-Totals Trust and Agency
TOTALS ALL FUNDS	17,394,230.12	6,607,993.28	2,865,520.71	870,494.74	1,355,684.78	5,091,600.23	0.00	0.00	(479.58)	0.00	18,910,143.59	5,050,000.00	13,860,143.59	TOTALS ALL FUNDS



FY2016-2017
GILLESPIE COUNTY, TEXAS
STATEMENT OF
Fund Cash/ Investment Balances of All County Funds Managed By County Treasurer

FUND DESCRIPTION ACTIVE FUNDS		FY2017	FY2016	FY2015	FY2014	FY2013	FY2012	FY2011	FY2010	FY2009	FY2008	FY2007	FY2006	FY2005	
		As of 12.31.2016						As Of Fiscal Year Ending Date							
GENERAL and ROAD & BRIDGE Maintenance & Operating															
F10	General Fund														
	All Departments	13,524,184.49	12,334,694.04	10,425,972.66	9,427,791.73	7,929,967.87	6,382,410.44	7,099,577.50	8,058,141.42	9,262,263.41	8,857,295.99	7,871,493.01	6,391,051.39	4,764,571.70	
Road & Bridge															
F15	County Wide	1,124,881.53	348,372.04	341,842.65	378,620.01	285,411.34	269,007.62	247,933.84	231,323.63	415,645.89	590,087.10	266,135.87	214,879.76	325,631.63	
F16	Precinct No 1	64,627.27	299,702.39	268,572.55	241,992.22	241,285.37	245,176.66	314,264.01	419,950.01	310,192.73	159,578.97	288,106.85	214,159.86	146,948.45	
F17	Precinct No 2	201,668.53	306,892.17	267,713.97	250,708.69	263,049.77	258,790.65	290,025.28	437,336.83	225,655.61	238,217.17	214,371.88	129,291.12	143,620.74	
F18	Precinct No 3	127,347.61	298,810.08	268,676.90	143,588.42	266,091.82	255,513.57	302,798.14	356,974.50	189,553.20	94,153.92	261,697.98	131,482.78	89,710.29	
F19	Precinct No 4	127,212.20	298,831.13	269,015.94	228,968.64	296,509.28	242,510.97	296,473.77	334,265.94	297,466.40	205,119.63	294,441.60	144,424.27	87,076.99	
	Road & Bridge Sub-Totals	1,645,737.14	1,552,607.81	1,415,822.01	1,243,877.98	1,352,347.58	1,270,999.47	1,451,495.04	1,779,850.91	1,438,513.83	1,287,156.79	1,324,754.18	834,237.79	792,988.10	
Sub-Totals General and Road & Bridge Maintenance & Operating		15,169,921.63	13,887,301.85	11,841,794.67	10,671,669.71	9,282,315.45	7,653,409.91	8,551,072.54	9,837,992.33	10,700,777.24	10,144,452.78	9,196,247.19	7,225,289.18	5,557,559.80	

**FY2016-2017
GILLESPIE COUNTY, TEXAS
STATEMENT OF
Fund Cash/ Investment Balances of All County Funds Managed By County Treasurer**

FUND DESCRIPTION ACTIVE FUNDS		FY2017	FY2016	FY2015	FY2014	FY2013	FY2012	FY2011	FY2010	FY2009	FY2008	FY2007	FY2006	FY2005
As Of Fiscal Year Ending Date														
SPECIAL REVENUE														
F20	Law Library	1,362.24	2,467.24	7,760.46	13,480.79	22,378.86	28,338.91	39,192.23	43,400.98	41,852.55	42,419.59	40,079.68	36,066.66	31,284.42
F21	Lateral Road Precinct Depts										31,328.62	18,897.94	0.00	12,377.05
	Precinct No 1	6,658.22	13,291.39	6,633.18	0.00	0.00	0.00	0.00	0.00	0.00				
	Precinct No 2	6,683.25	25.04	0.00	0.00	0.00	0.00	0.00	0.00	0.00				
	Precinct No 3	6,658.22	6,658.22	0.00	0.00	0.00	0.00	0.00	0.00	0.00				
	Precinct No 4	6,658.22	0.00	0.00	0.00	0.00	0.00	0.00	0.00	0.00				
F24	Probate Training	33,379.47	32,528.47	29,772.98	26,340.90	23,622.04	19,141.40	16,237.87	12,211.95	9,105.91	5,897.08	3,645.71	3,765.83	3,195.83
F25	Court Reporter Service	3,233.11	3,248.11	467.33	236.68	2,457.15	772.43	531.72	3,586.72	3,925.99	4,749.95	4,047.90	5,121.28	5,477.58
F28	County Records Mgt	70,734.35	69,004.06	91,506.18	83,503.81	75,768.96	68,085.54	60,798.05	85,746.02	83,499.27	78,601.53	67,393.03	58,717.22	51,017.76
F29	County Clerk Rcds Mgt	134,297.52	117,867.78	103,515.09	86,517.49	60,025.77	49,201.97	50,654.52	68,198.97	73,472.48	70,443.27	82,242.00	72,150.57	72,669.38
F30	Sheriff Forfeiture	46,245.90	41,956.71	37,627.93	15,712.92	15,899.44	11,441.71	7,858.55	9,611.45	9,686.21	7,929.49	7,672.56	7,249.58	5,649.05
F93	Sheriff Abandoned Vehicle	1,207.60	1,206.15	1,201.61	1,199.37	1,197.57	1,195.50	1,193.43	1,191.12	1,188.59				
F31	Justice Court Bldg Security	32,117.65	31,719.70	29,522.59	27,149.25	24,171.38	21,074.90	18,274.01	14,515.70	10,916.77	7,584.19	4,002.12	1,179.63	
F32	Courthouse Security	21,239.78	17,774.07	2,097.39	12,630.03	44,053.70	71,743.76	102,026.09	130,994.24	144,526.10	135,480.79	121,098.83	107,026.56	97,568.68
F34	Distist Clerk Records Mgmt	8,938.00	8,791.19	7,114.22	5,630.28	5,335.50	3,698.05	5,990.38	4,439.59	2,786.99	1,052.78	1,379.12	3,360.24	2,440.00
F35	County & District Courts Technology	20,832.31	20,360.61	16,756.67	13,523.64	11,667.87	8,337.60	5,132.39	1,816.93					
F36	Occupacy Tax	553,556.15	608,412.96	538,177.10	447,100.78	390,614.91	338,673.95	308,813.75	320,237.64	317,065.36	247,888.90	119,121.10	0.00	
F37	Pretrial Intervention	129,525.71	127,525.71	123,025.71	123,025.71	122,525.71	114,790.71	66,662.71	28,926.64	13,800.00	7,300.00			
F51	Justice Court Technology	122,831.14	121,167.37	112,119.89	102,554.58	90,599.26	78,070.58	74,024.21	58,891.29	45,290.75	33,688.80	21,166.16	9,714.42	4,805.84
F72	Airport Operating	968,367.95	952,258.99	1,037,772.61	598,769.47	573,788.08	89,165.48	23,728.30	11,341.82	73,880.94	31,324.65	16,738.96	39,251.50	24,529.76
F78	LEOSE-Sheriff	5,436.41	5,436.41	4,028.28	2,058.58	0.00	1,126.08	4,026.08	2,976.21	7,014.12	5,446.60	4,467.33	3,818.12	2,074.71
F79	LEOSE-Constable 1	8,702.83	8,702.83	8,038.15	7,379.00	6,728.73	6,728.73	6,748.73	6,086.06	5,498.36	4,837.67	4,167.79	3,560.06	2,890.67
F82	LEOSE-Constable 2	6,649.16	6,649.16	5,984.48	6,105.88	5,455.61	5,455.61	5,455.61	5,537.84	5,421.92	4,761.23	4,091.35	3,785.87	3,116.48
F81	Tax Assessor M V I	106.75	106.75	106.75	106.75	106.75	106.75	95.92	73.66	73.66	0.00	2,290.79	2,178.41	1,833.73
F40	Sheriff Equitable Sharing	1,208.06	1,206.61	1,202.07	1,200.17									
	Sub-Totals Special Revenue	2,196,630.00	2,198,365.53	2,164,430.67	1,574,226.08	1,476,397.29	917,149.66	797,444.55	809,784.83	849,005.97	720,735.14	522,502.37	356,945.95	320,930.94

FY2016-2017
GILLESPIE COUNTY, TEXAS
STATEMENT OF
Fund Cash/ Investment Balances of All County Funds Managed By County Treasurer

FUND DESCRIPTION ACTIVE FUNDS	FY2017	FY2016	FY2015	FY2014	FY2013	FY2012	FY2011	FY2010	FY2009	FY2008	FY2007	FY2006	FY2005
----------------------------------	--------	--------	--------	--------	--------	--------	--------	--------	--------	--------	--------	--------	--------

As Of Fiscal Year Ending Date

SPECIAL REVENUE ... GRANTS													
F11	Grants ... General - Energy Efficiency	0.00	0.00	0.00	0.00	0.00	0.00	38.98					
F11	Grants ... Law Enforcement, Emergency Services P25 Compliant Radio	0.00	0.00	0.00	75,248.14	(78,346.14)	0.00						
F54	PML...Loan Star Grant	258.39	258.39	258.39	258.39	258.39	258.39	258.39	254.04	345.29	522.91	293.50	65.12
F54	PML...PAC-HUG Grant	211.40	211.40	211.40	211.40	211.40	211.40	211.40	211.06	209.40	6,634.72	6,307.45	
F71	Airport Capital Project Grant	15.18	15.18	15.18	15.18	11,795.25							
Sub-Totals													
Special Revenue ... Grants		484.97	484.97	484.97	75,733.11	(66,081.10)	469.79	508.77	465.44	556.35	732.31	6,928.22	6,372.57

CERTIFICATES OF OBLIGATION BONDS and GENERAL OBLIGATION BONDS													
Operating Accounts													
F61	GOB Series 2013 ... Jail Project	290,607.96	290,019.50	491,873.19	5,249,856.00	13,952,401.46							
Sub-Totals													
COB ... GOB Operating		290,607.96	290,019.50	491,873.19	5,249,856.00	13,952,401.46	0.00	0.00	0.00	0.00	0.00	0.00	0.00

CERTIFICATES OF OBLIGATION BONDS and GENERAL OBLIGATION BONDS													
Interest & Sinking Accounts													
F62	GOB Series 2013 ... Interest & Sinking	588,836.95	367,170.78	176,091.44	186,733.10	33,431.94							
F53	COB Series 2001 / GOB Refunding Series 2013 ... Interest & Sinking	104,237.35	60,224.16	22,393.57	30,914.07	37,851.74	30,199.42	28,061.84	2,624.28	8,069.04	82,110.37	95,558.09	31,073.48
Sub-Totals													
COB ... GOB I&S		693,074.30	427,394.94	198,485.01	217,647.17	71,283.68	30,199.42	28,061.84	2,624.28	8,069.04	82,110.37	95,558.09	31,073.48

**FY2016-2017
GILLESPIE COUNTY, TEXAS
STATEMENT OF
Fund Cash/ Investment Balances of All County Funds Managed By County Treasurer**

FUND DESCRIPTION ACTIVE FUNDS	FY2017	FY2016	FY2015	FY2014	FY2013	FY2012	FY2011	FY2010	FY2009	FY2008	FY2007	FY2006	FY2005
----------------------------------	--------	--------	--------	--------	--------	--------	--------	--------	--------	--------	--------	--------	--------

As Of Fiscal Year Ending Date

TRUST and AGENCY														
F22	Criminal Justice	35,300.90	54,932.91	54,332.95	56,439.35	62,059.07	51,843.04	61,241.11	72,063.98	65,435.27	86,647.15	71,204.17	56,514.01	47,492.20
F27	Waste Water	730.00	730.00	650.00	610.00	500.00	660.00	450.00	630.00	590.00	910.00	300.00	2,500.00	1,090.00
F80	County Attorney Hot Check	4,747.64	7,577.51	11,784.05	11,142.69	17,676.23	21,388.16	14,191.24	6,555.71	23,288.36	13,177.74	8,791.79	9,641.14	9,240.53
F89	McDermott (PML)	110,604.73	110,471.53	138,721.86	144,339.67	145,002.86	144,748.09	155,460.28	157,606.59	157,267.26	155,991.94	150,937.08	143,185.65	138,423.71
F92	Breiten (PML)	197,491.60	201,971.34	207,231.35	213,777.98	232,518.32	242,104.78	263,175.02	295,903.52	295,266.14	292,871.78	283,381.35	374,330.42	416,034.73
F85	Justice Peace No 1	25,069.55	35,430.40	39,391.40	36,196.17	38,870.87	32,802.78	31,544.44	42,704.30	27,861.46	32,606.50	31,714.74	31,364.72	20,388.07
F86	Justice Peace No 2	16,173.07	15,777.64	16,066.07	25,655.83	23,579.31	23,495.92	25,400.31	30,650.37	26,998.27	29,161.96	34,657.77	22,634.54	22,782.46
F83	Appellate Judicial	115.00	1,156.16	777.34	703.81	1,315.45	1,354.03	1,180.92	1,181.94	1,075.75	1,547.53	1,154.53	1,161.47	819.50
F84	Alternative Dispute	475.00	1,857.31	2,195.50	720.00	1,796.86	1,493.98	2,087.71	1,840.22	1,664.85	1,697.66	2,052.55	2,024.68	6,530.00
F90	Unclaimed Monies	57,079.39	57,058.39	54,211.45	55,949.27	50,746.77	48,698.94	47,544.20	47,757.66	46,394.14	43,344.41	36,840.41	5,213.28	4,961.20
F94	County Clerk Operating	37,600.70	54,774.79	42,645.44	43,947.02	33,039.61	38,409.66	32,375.08	41,376.98					
F95	District Clerk Operating	74,037.15	48,925.35	71,669.36	86,979.66	41,113.16	41,651.53	48,532.38	47,975.16					
Sub-Totals Trust & Agency		559,424.73	590,663.33	639,676.77	676,461.45	648,218.51	648,650.91	683,182.69	746,246.43	645,841.50	657,956.67	621,034.39	648,569.91	667,762.40

TOTALS ALL ACTIVE FUNDS		FY2017	FY2016	FY2015	FY2014	FY2013	FY2012	FY2011	FY2010	FY2009	FY2008	FY2007	FY2006	FY2005
		18,910,143.59	17,394,230.12	15,336,745.28	18,465,593.52	25,364,535.29	9,249,879.69	10,060,270.39	11,397,113.31	12,204,250.10	11,605,987.27	10,442,270.26	8,268,251.09	6,569,541.83

As Of Fiscal Year Ending Date

FY2016-2017
GILLESPIE COUNTY, TEXAS
STATEMENT OF
Fund Cash/ Investment Balances of All County Funds Managed By County Treasurer

FUND DESCRIPTION INACTIVE FUNDS		FY2017	FY2016	FY2015	FY2014	FY2013	FY2012	FY2011	FY2010	FY2009	FY2008	FY2007	FY2006	FY2005
		As of 12.31.2016					As Of Fiscal Year Ending Date							
INACTIVE FUNDS														
F99	Light Up The Block			0.00	3.48	3.48	3.48	3.48	3.48	73.05	90.54	47.76	0.00	0.00
F87	Flora Eckert						0.00	0.00	2,633.35	4,511.42	6,484.28	6,274.17	5,951.99	5,682.06
F49	Homeland Security (2)							0.00	0.00	0.00	0.00	0.00	0.00	0.00
F50	Homeland Security							0.00	0.00	0.00	0.00	0.00	100.00	0.00
F88	Krikorian							0.00	0.00	28,000.00	26,700.71	25,835.51	25,117.93	24,942.10
F38	Intoxication/Drug Court							0.00	0.00	0.00	869.40			
F33	Graffiti Eradication							0.00	0.00	0.00	0.00	0.00	0.00	0.00
F52	COB Series 2001							0.00	0.00	0.00	0.00	0.00	0.00	0.00
F--	County Court Records Archive...									0.00	0.00	0.00	0.00	0.00
F55	TIF Grant													
F56	1997 TCHCA-Fbg													
F74	Airport Economic													
F60	Post Office Certificates													
F26	Historical Commission													
F57	Harper-1996TCDP													
F58	Stonewall Grant #2													
F59	Stonewall Grant #1													
F91	DWI Educational													
F73	Airport Master													
F14	Internal Inventory													
TOTALS ALL INACTIVE FUNDS		0.00	0.00	0.00	0.00	0.00	0.00	0.00	2,633.35	32,511.42	34,054.39	32,109.68	31,169.92	30,624.16
TOTALS ALL FUNDS		18,910,143.59	17,394,230.12	15,336,745.28	18,465,593.52	25,364,535.29	9,249,879.69	10,060,270.39	11,399,746.66	12,236,761.52	11,640,041.66	10,474,379.94	8,299,421.01	6,600,165.99
		FY2017	FY2016	FY2015	FY2014	FY2013	FY2012	FY2011	FY2010	FY2009	FY2008	FY2007	FY2006	FY2005
		As of 12.31.2016					As Of Fiscal Year Ending Date							

GILLESPIE COUNTY, TEXAS
STATEMENT OF
Maintenance & Operating Accounts

	FY2017 as of 12.31.2016	FY2016	FY2015	FY2014	FY2013	FY2012	FY2011	FY2010	FY2009	FY2008	FY2007	FY2006	FY2005	FY2004
	As Of Fiscal Year Ending Date													
GENERAL and ROAD & BRIDGE Maintenance & Operating														
Revenues Inclusive Interfund Allocations														
General M&O														
F10 General Fund	4,988,546.03	15,277,118.38	14,328,862.53	12,755,375.08	12,660,309.58	10,657,906.95	10,270,640.00	10,012,774.28	10,028,550.21	9,924,012.18	9,490,558.36	8,635,351.86	7,552,137.53	6,694,816.95
General Fund Over/(Under) Prior Period	(10,288,572.35)	948,255.85	1,573,487.45	95,065.50	2,002,402.63	387,266.95	257,865.72	(15,775.93)	104,538.03	433,453.82	655,206.50	1,283,214.33	857,318.58	
General Fund Cumulative Change for Periods Shown	(1,706,272.92)	8,582,299.43	7,634,043.58	6,060,556.13	5,965,490.63	3,963,088.00	3,575,821.05	3,317,955.33	3,333,731.26	3,229,193.23	2,795,739.41	2,140,532.91	857,318.58	
Road & Bridge M&O														
F15 County Wide	794,989.58	2,689,183.71	2,505,423.71	2,340,392.13	2,406,186.26	2,332,689.79	2,238,480.99	2,555,743.60	2,455,013.90	2,407,977.22	1,729,457.34	1,503,999.95	1,460,739.18	1,803,469.90
F16 Precinct No 1	75.67	672,953.29	553,250.36	562,311.15	535,823.96	495,287.80	435,659.70	744,672.18	777,666.49	466,454.42	389,503.85	464,725.41	353,441.58	363,007.70
F17 Precinct No 2	184.44	569,516.96	501,916.42	470,090.32	458,483.76	393,971.07	360,599.55	696,129.62	488,100.77	437,920.95	414,722.93	340,778.11	382,243.78	249,193.16
F18 Precinct No 3	134.88	573,953.02	835,249.40	653,606.04	774,237.93	893,200.46	815,249.25	827,083.23	773,976.99	580,570.58	415,908.20	451,128.21	381,907.46	446,687.99
F19 Precinct No 4	11,711.73	586,899.98	518,659.61	444,169.11	503,497.57	395,510.13	490,546.26	554,193.35	558,733.68	486,035.38	388,009.34	303,825.82	350,971.44	248,722.06
Sub-Total RMB	807,096.30	5,082,506.98	4,914,499.50	4,470,568.75	4,678,229.48	4,510,659.25	4,340,535.75	5,477,821.98	5,053,491.73	4,378,959.55	3,337,601.66	3,064,458.50	2,929,303.44	3,111,080.81
Road & Bridge Over/(Under) Prior Period	(4,275,410.68)	168,007.48	443,930.75	(207,660.73)	167,570.23	170,123.50	(1,137,286.23)	424,330.25	674,532.18	1,041,357.89	273,143.16	135,155.06	(181,777.37)	
Road & Bridge Cumulative Change for Periods Shown	(2,303,984.51)	1,971,426.17	1,803,418.69	1,359,487.94	1,567,148.67	1,399,576.44	1,229,454.94	2,366,741.17	1,942,410.92	1,267,876.74	228,520.85	(46,822.31)	(181,777.37)	
Overall Totals														
General / Road & Bridge M&O	5,795,642.33	20,359,625.36	19,243,362.03	17,225,943.83	17,338,539.06	15,168,566.20	14,611,175.75	15,490,596.26	15,082,041.94	14,302,971.73	12,828,160.02	11,899,810.36	10,481,440.97	9,805,899.76
Overall Over/(Under) Prior Period	(14,563,983.03)	1,116,263.33	2,017,418.20	(112,595.23)	2,169,972.86	557,390.45	(879,420.51)	408,554.32	779,070.21	1,474,811.71	928,349.66	1,418,369.39	675,541.21	
Overall Cumulative Change for Periods Shown	(4,010,257.43)	10,553,725.60	9,437,462.27	7,420,044.07	7,532,639.30	5,362,666.44	4,805,275.99	5,684,696.50	5,276,142.18	4,497,071.97	3,022,260.26	2,093,910.60	675,541.21	

**GILLESPIE COUNTY, TEXAS
STATEMENT OF
Maintenance & Operating Accounts**

	FY2016 as of 12.31.2016	FY2016	FY2015	FY2014	FY2013	FY2012	FY2011	FY2010	FY2009	FY2008	FY2007	FY2006	FY2005	FY2004	
		As Of Fiscal Year Ending Date													
<p align="center">GENERAL and ROAD & BRIDGE Maintenance & Operating</p>															
General M&O															
F10 General Fund	3,799,055.58	13,368,397.00	13,330,681.60	11,257,551.22	11,112,752.15	11,375,074.01	11,229,203.92	11,216,896.27	9,623,562.79	8,938,209.20	8,010,116.74	7,208,872.17	7,187,414.03	6,314,580.06	
General Fund Over/(Under) Prior Period	(9,569,341.42)	37,715.40	2,073,130.38	144,799.07	(262,321.86)	145,870.09	12,307.65	1,593,313.48	685,373.59	928,092.46	801,244.57	21,458.14	872,833.97		
General Fund Cumulative Change for Periods Shown	(2,515,524.48)	7,053,816.94	7,016,101.54	4,942,971.16	4,798,172.09	5,060,493.95	4,914,623.86	4,902,316.21	3,309,002.73	2,623,629.14	1,695,536.68	894,292.11	872,833.97		
<p align="center">Expenditures Inclusive Interfund Allocations and Adjustments</p>															
Road & Bridge M&O															
F15 County Wide	18,480.09	2,682,654.32	2,542,201.07	2,247,183.46	2,389,782.54	2,311,616.01	2,221,870.78	2,840,065.86	2,629,455.11	2,084,025.99	1,678,201.23	1,614,751.82	1,644,613.21	1,436,802.68	
F16 Precinct No 1	235,150.79	641,823.45	526,670.03	561,604.30	539,715.25	564,375.15	541,345.70	634,914.90	627,052.73	594,982.30	315,556.86	397,515.00	365,672.92	340,012.45	
F17 Precinct No 2	105,408.08	520,338.78	484,911.14	482,431.40	454,224.64	425,205.70	507,911.10	484,448.40	500,662.33	414,075.66	329,642.17	355,107.73	325,596.47	313,286.90	
F18 Precinct No 3	171,597.35	543,819.84	710,160.92	776,109.44	763,659.68	940,485.03	869,425.61	659,661.93	678,577.71	748,114.64	285,693.00	409,355.72	362,931.51	504,242.39	
F19 Precinct No 4	183,330.66	557,084.79	478,612.31	511,709.75	449,499.26	449,472.93	528,338.43	517,393.81	466,386.81	575,358.35	237,992.01	246,478.54	297,748.19	298,140.85	
Sub-Total R&B	713,956.97	4,945,721.18	4,742,555.47	4,579,038.35	4,596,881.37	4,691,154.82	4,668,891.62	5,136,484.90	4,502,134.69	4,416,556.54	2,847,085.27	3,023,208.81	2,996,562.30	2,852,485.27	
Road & Bridge Over/(Under) Prior Period	(4,231,754.21)	203,165.71	163,517.12	(17,843.02)	(94,273.45)	22,263.20	(467,593.28)	234,350.21	485,577.75	1,569,471.67	(176,123.54)	26,646.51	104,077.03		
Road & Bridge Cumulative Change for Periods Shown	(2,178,518.30)	2,053,235.91	1,850,070.20	1,686,553.08	1,704,396.10	1,798,669.55	1,776,406.35	2,243,969.63	2,009,649.42	1,524,071.67	(45,400.00)	130,723.54	104,077.03		
Overall Totals General / Road & Bridge M&O	4,513,022.55	18,314,118.18	18,073,237.07	15,836,589.57	15,709,633.52	16,066,228.83	15,898,095.54	16,363,381.17	14,525,717.48	13,354,766.14	10,857,202.01	10,232,080.98	10,183,976.33	9,207,065.33	
Overall Over/(Under) Prior Period	(13,801,095.63)	240,881.11	2,236,647.50	126,956.05	(356,595.31)	168,133.29	(455,285.63)	1,827,663.69	1,170,951.34	2,497,564.13	625,121.03	48,104.65	976,911.00		
Overall Cumulative Change for Periods Shown	(4,694,042.78)	9,107,052.85	8,866,171.74	6,629,524.24	6,502,568.19	6,859,163.50	6,691,030.21	7,146,315.84	5,318,652.15	4,147,700.81	1,650,136.68	1,025,015.65	976,911.00		

Includes FY2014 year end adjustment of \$75,248.14 from F11 Grants, Law Enforcement

**GILLESPIE COUNTY, TEXAS
STATEMENT OF
Maintenance & Operating Accounts**

	FY2017	FY2016	FY2015	FY2014	FY2013	FY2012	FY2011	FY2010	FY2009	FY2008	FY2007	FY2006	FY2005	FY2004
	as of 12.31.2016													
GENERAL and ROAD & BRIDGE Maintenance & Operating														
General M&O														
F10 General Fund	1,189,490.45	1,908,721.38	998,180.93	1,497,823.86	1,547,557.43	(717,167.06)	(958,563.92)	(1,204,121.99)	404,967.42	985,802.98	1,480,441.62	1,626,479.69	364,723.50	380,238.89
General Fund Over/(Under) Prior Period	(719,230.93)	910,540.45	(499,642.93)	(49,733.57)	2,264,724.49	241,396.86	245,558.07	(1,609,089.41)	(580,835.56)	(494,638.64)	(146,038.07)	1,261,756.19	(15,515.39)	
General Fund Cumulative Change for Periods Shown	809,251.56	1,528,482.49	617,942.04	1,117,584.97	1,167,318.54	(1,097,405.95)	(1,338,802.81)	(1,584,360.88)	24,728.63	605,564.09	1,100,202.73	1,246,240.80	(15,515.39)	
Road & Bridge M&O														
F15 County Wide	776,509.49	6,529.39	(36,777.36)	93,208.67	16,403.72	21,073.78	16,610.21	(184,322.26)	(174,441.21)	323,951.23	51,256.11	(110,751.87)	(183,874.03)	366,667.22
F16 Precinct No 1	(235,075.12)	31,129.84	26,690.33	706.85	(3,891.29)	(69,087.35)	(105,866.00)	109,757.28	150,613.76	(128,527.88)	73,946.89	67,211.41	(12,231.34)	22,995.25
F17 Precinct No 2	(105,223.64)	39,178.20	17,005.28	(12,341.08)	4,259.12	(31,234.63)	(147,311.55)	211,681.22	(12,561.56)	23,845.29	85,080.76	(14,329.62)	56,647.31	(64,093.74)
F18 Precinct No 3	(171,462.47)	30,133.18	125,088.48	(122,503.40)	10,578.25	(47,284.57)	(54,176.36)	167,421.30	95,399.28	(167,544.06)	130,215.20	41,772.49	18,975.95	(57,564.40)
F19 Precinct No 4	(171,618.93)	29,815.19	40,047.30	(67,540.64)	53,998.31	(53,952.80)	(37,792.17)	36,799.54	92,346.77	(89,321.97)	150,017.33	57,347.28	53,223.25	(49,418.79)
Sub-Total R&B	93,129.33	136,785.80	171,944.03	(108,489.60)	81,348.11	(180,495.57)	(328,355.87)	341,337.08	151,357.04	(37,597.39)	490,516.39	41,249.69	(67,268.86)	218,555.54
Road & Bridge Over/(Under) Prior Period	(43,656.47)	(35,158.23)	280,413.63	(189,817.71)	261,843.68	147,860.30	(669,692.95)	189,980.04	188,954.43	(528,113.78)	449,266.70	108,508.55	(285,854.40)	
Road & Bridge Cumulative Change for Periods Shown	(125,466.21)	(81,809.74)	(46,851.51)	(327,065.14)	(137,247.43)	(399,091.11)	(546,951.41)	122,741.54	(67,238.50)	(256,192.93)	271,920.85	(177,345.85)	(285,854.40)	
Overall Totals General / Road & Bridge M&O	1,282,619.78	2,045,507.18	1,170,124.96	1,389,354.26	1,628,905.54	(897,662.63)	(1,286,919.79)	(862,784.91)	556,324.46	948,205.59	1,970,958.01	1,667,729.38	297,464.64	598,834.43
Overall Over/(Under) Prior Period	(762,887.40)	875,382.22	(219,229.30)	(239,551.26)	2,526,568.17	389,257.16	(424,134.88)	(1,419,109.37)	(391,881.13)	(1,022,752.42)	303,228.63	1,370,264.74	(301,369.79)	
Overall Cumulative Change for Periods Shown	683,785.95	1,446,672.75	571,290.53	790,519.83	1,030,071.11	(1,495,497.06)	(1,885,754.22)	(1,461,619.34)	(42,509.97)	349,371.16	1,372,123.68	1,068,894.95	(301,369.79)	

GILLESPIE COUNTY, TEXAS
STATEMENT OF
Maintenance & Operating Accounts

		FY2017 as of 12.31.2016	FY2016	FY2015	FY2014	FY2013	FY2012	FY2011	FY2010	FY2009	FY2008	FY2007	FY2006	FY2005	FY2004
		As Of Fiscal Year Ending Date													
GENERAL and ROAD & BRIDGE Maintenance & Operating		Cash Balances													
General M&O															
F10	General Fund	13,524,184.49	12,334,694.04	10,425,972.66	9,427,791.73	7,929,967.87	6,382,410.44	7,099,577.50	8,058,141.42	9,262,263.41	8,857,295.99	7,871,493.01	6,391,051.39	4,764,571.70	4,399,848.20
	General Fund Over/(Under) Prior Period	1,189,490.45	1,908,721.38	998,180.93	1,497,823.86	1,547,557.43	(717,167.06)	(958,563.92)	(1,204,121.99)	404,967.42	985,802.98	1,480,441.62	1,626,479.69	364,723.50	
	General Fund Cumulative Change for Periods Shown	9,124,336.29	7,934,845.84	6,026,124.46	5,027,943.53	3,530,119.67	1,982,562.24	2,699,729.30	3,658,293.22	4,862,415.21	4,457,447.79	3,471,644.81	1,991,203.19	364,723.50	
Road & Bridge M&O															
F15	County Wide	1,124,881.53	348,372.04	341,842.65	378,620.01	285,411.34	269,007.62	247,933.84	231,323.63	415,645.89	590,087.10	266,135.87	214,879.76	325,631.63	509,505.66
F16	Precinct No 1	64,627.27	299,702.39	268,572.55	241,992.22	241,285.37	245,176.66	314,264.01	419,950.01	310,192.73	159,578.97	288,106.85	214,159.86	146,948.45	159,179.79
F17	Precinct No 2	201,668.53	306,892.17	267,713.97	250,708.69	263,049.77	258,790.65	290,025.28	437,336.83	225,655.61	238,217.17	214,371.88	129,291.12	143,620.74	86,973.43
F18	Precinct No 3	127,347.61	298,810.08	268,676.90	143,588.42	266,091.82	255,513.57	302,798.14	356,974.50	189,553.20	94,153.92	261,697.98	131,482.78	89,710.29	70,734.34
F19	Precinct No 4	<u>127,212.20</u>	<u>298,831.13</u>	<u>269,015.94</u>	<u>228,968.64</u>	<u>296,509.28</u>	<u>242,510.97</u>	<u>296,473.77</u>	<u>334,265.94</u>	<u>297,466.40</u>	<u>205,119.63</u>	<u>294,441.60</u>	<u>144,424.27</u>	<u>87,076.99</u>	<u>33,853.74</u>
	Sub-Total R&B	1,645,737.14	1,552,607.81	1,415,822.01	1,243,877.58	1,352,347.58	1,270,999.47	1,451,495.04	1,779,850.91	1,438,513.83	1,287,156.79	1,324,754.18	834,237.79	792,988.10	860,246.96
	Road & Bridge Over/(Under) Prior Period	93,129.33	136,785.80	171,944.03	(108,469.60)	81,348.11	(180,495.57)	(328,355.87)	341,337.08	151,357.04	(37,597.39)	490,516.39	41,249.69	(67,258.86)	
	Road & Bridge Cumulative Change for Periods Shown	785,490.18	692,360.85	555,575.05	383,631.02	492,100.62	410,752.51	591,248.08	919,603.95	578,266.87	426,909.83	464,507.22	(26,009.17)	(67,258.86)	
Overall Totals General / Road & Bridge M&O		15,169,921.63	13,887,301.85	11,841,794.67	10,671,669.71	9,282,315.45	7,653,409.91	8,551,072.54	9,837,992.33	10,700,777.24	10,144,452.78	9,196,247.19	7,225,289.18	5,557,559.80	5,260,095.16
	Overall Over/(Under) Prior Period	1,282,619.78	2,045,507.18	1,170,124.96	1,389,354.26	1,628,905.54	(897,662.63)	(1,286,919.79)	(862,784.91)	556,324.46	948,205.59	1,970,958.01	1,667,729.38	297,464.64	
	Overall Cumulative Change for Periods Shown	9,909,826.47	8,627,206.69	6,581,699.51	5,411,574.55	4,022,220.29	2,393,314.75	3,290,977.38	4,577,897.17	5,440,682.08	4,884,357.62	3,936,152.03	1,965,194.02	297,464.64	

GILLESPIE COUNTY, TEXAS
STATEMENT OF
Fund Cash/Investment Balances of County Funds
Managed by County Treasurer

Reporting Period for Maintenance & Operating, COB/GOB Operating & I&S, Special Revenue, Special Revenue...Grants, Trust and Agency	FY2017	FY2016	FY2015	FY2014	FY2013	FY2012	FY2011	FY2010	FY2009	FY2008	FY2007	FY2006	FY2005	FY2004	FY2003	FY2002
October	16,272,543.01	14,616,600.12	17,978,164.94	25,230,555.83	8,816,582.93	9,537,288.92	10,782,786.00	11,614,108.61	10,952,885.50	9,958,440.67	7,952,494.30	6,412,175.43	5,710,884.59	5,339,657.00	5,562,776.43	5,033,726.92
November	16,757,237.98	14,967,969.47	17,265,750.38	24,953,535.22	8,690,316.88	9,228,798.73	10,570,060.92	11,537,538.96	10,498,889.31	10,152,409.10	8,025,261.13	6,492,254.19	5,815,771.82	5,220,602.83	5,513,508.58	4,915,333.89
December	18,910,143.59	17,966,511.65	18,099,680.09	26,637,026.05	11,373,696.92	10,169,466.12	11,532,479.69	12,910,952.83	11,682,933.59	10,684,794.29	8,972,555.93	7,597,535.16	6,569,101.79	5,773,095.57	6,725,233.46	5,464,922.96
January		21,039,628.80	21,177,485.65	28,516,107.73	13,685,971.08	13,393,446.13	14,318,444.26	15,498,047.87	14,366,251.90	13,481,253.20	11,165,036.24	9,488,659.54	8,523,475.25	7,456,134.19	7,390,382.57	6,921,671.85
February		22,828,117.19	22,663,610.22	29,162,422.51	14,892,488.88	14,337,413.69	15,203,602.68	15,956,038.21	15,735,998.80	14,555,820.37	12,335,852.17	10,433,012.87	9,341,225.17	8,739,837.04	8,067,857.08	7,169,069.03
March		22,133,022.22	21,915,869.23	28,011,622.33	14,353,262.89	13,961,224.66	14,605,425.43	15,787,975.99	15,568,191.69	14,421,603.69	12,279,235.33	10,316,847.09	9,342,261.49	8,165,505.99	7,877,519.02	6,846,516.10
April		21,311,930.04	19,863,672.60	26,965,965.28	14,036,410.76	13,204,240.38	14,182,107.24	14,911,731.87	15,332,630.30	14,171,385.04	12,168,084.51	10,225,221.29	9,153,636.99	7,706,537.20	7,632,850.74	6,879,522.09
May		20,969,598.11	19,534,757.94	25,202,625.86	13,381,534.31	12,853,474.81	13,180,018.23	14,443,624.89	14,826,308.29	13,675,832.00	11,856,634.81	10,019,168.98	9,181,379.67	7,645,857.66	7,396,585.22	6,786,604.54
June		20,190,779.78	18,530,454.23	23,610,769.72	27,806,922.21	11,927,636.15	12,450,284.14	13,583,948.59	14,202,648.08	13,175,542.95	11,508,032.29	9,433,093.74	8,832,285.06	7,186,622.71	7,107,557.40	6,426,986.33
July		19,259,464.27	17,462,407.18	21,673,344.14	26,973,808.70	11,234,719.43	11,652,419.87	13,105,834.49	13,620,954.46	12,336,729.42	11,412,064.22	9,030,022.51	8,376,255.12	6,807,050.38	6,620,898.14	6,217,837.20
August		18,177,957.02	16,349,354.15	19,928,413.83	25,790,313.41	10,192,089.49	11,033,361.48	12,483,092.82	12,978,256.55	11,932,892.72	10,883,175.64	8,667,571.59	7,898,769.17	6,509,004.74	5,964,701.17	5,922,921.90
September		17,394,230.12	15,336,745.28	18,465,597.00	25,364,538.77	9,249,883.17	10,060,273.87	11,399,750.14	12,236,834.57	11,640,132.20	10,474,427.70	8,299,421.01	6,600,165.99	5,886,940.47	5,731,396.90	5,654,746.62
FY Monthly Average	17,313,308.19	19,237,984.07	18,649,829.32	24,863,165.46	17,113,816.48	11,607,473.47	12,464,271.98	13,602,720.44	13,466,699.42	12,515,569.64	10,752,737.86	8,867,915.28	7,945,432.68	6,869,820.48	6,799,277.23	6,184,321.62
Current Reported Month and Fiscal Year To Date																
Over / (Under)																
Same Month Prior Year				943,631.94												
Prior Fiscal Year End		2,057,484.84	(3,128,851.72)	(6,898,941.77)	16,114,555.60	(810,390.70)	(1,339,476.27)	(837,064.43)	596,702.37	1,165,704.50	2,175,006.69	1,699,255.02	713,225.52	155,543.57	76,650.28	1,570,570.21

GOB Series 2013, Jail Construction
Project, bond funding accounted for
sudden increase in balance... LL

GILLESPIE COUNTY, TEXAS
STATEMENT OF
Fund Cash/Investment Balances of County Funds
Managed by County Treasurer

	FY2001	FY2000	FY1999	FY1998	FY1997	FY1996	FY1995	FY1994	FY1993	FY1992	FY1991	FY1990	FY1989	FY1988	FY1987	FY1986	FY1985	Monthly/Average All Years	Reporting Period for Maintenance & Operating, COB/GOB Operating & I.S., Special Revenue, Grants, Trust and Agency
	4,347,101.24	4,138,349.94	2,869,048.51	2,322,043.99	1,853,442.32	1,554,442.37	1,968,633.68	1,677,992.97	1,738,021.70	1,766,907.01	1,666,979.55	1,479,994.82	1,489,873.32	773,740.58	785,053.51	551,992.07	752,093.37	6,167,798.85	October
	4,073,098.62	3,944,234.24	2,806,697.13	2,287,658.80	1,738,403.49	1,588,939.20	2,054,228.71	1,872,272.98	1,664,926.42	1,867,311.17	1,738,597.34	1,603,024.84	1,422,802.33	793,137.76	666,242.80	494,761.58	623,030.66	6,122,563.86	November
	4,553,826.12	4,285,123.56	3,467,225.42	2,370,460.19	2,015,412.36	1,553,702.23	2,102,455.14	2,004,156.61	1,927,643.72	2,009,066.57	2,071,100.64	1,749,440.24	1,522,220.64	794,004.97	538,401.65	515,396.75	592,516.53	6,825,526.15	December
	5,917,064.54	5,211,901.34	4,747,606.42	3,294,281.32	2,843,260.54	2,472,762.49	2,546,555.58	2,422,956.29	2,234,617.11	2,447,087.69	2,241,349.45	2,187,618.39	1,886,694.05	1,176,725.03	895,393.31	987,264.23	911,641.21	7,838,962.07	January
	6,421,291.43	5,911,367.71	5,322,878.29	3,993,869.93	3,407,005.87	2,960,651.56	2,960,114.57	2,786,604.82	2,577,390.38	2,873,613.36	2,643,751.97	2,515,707.05	2,279,290.31	1,697,770.08	1,530,430.47	1,707,926.04	1,288,936.99	8,572,528.65	February
	6,255,513.63	5,804,576.79	5,276,473.40	3,867,713.74	3,383,796.71	2,916,434.18	2,701,020.25	2,817,055.25	2,446,335.40	2,811,958.62	2,589,532.80	2,424,636.02	2,300,423.71	1,879,466.93	1,572,385.72	1,654,964.77	1,261,996.19	8,360,980.23	March
	6,165,584.41	5,611,303.40	5,147,026.03	3,856,248.10	3,370,510.51	2,844,956.24	2,603,667.16	2,814,731.50	2,446,965.20	2,846,044.26	2,647,946.48	2,446,382.46	2,354,485.13	1,884,438.19	1,647,314.57	1,771,308.72	1,360,124.93	8,111,405.11	April
	5,872,305.69	5,597,496.54	5,145,729.29	3,729,564.69	3,275,787.89	2,651,158.09	2,420,785.62	2,795,038.54	2,614,500.86	2,664,830.17	2,595,986.23	2,402,307.66	2,282,817.61	1,897,795.66	1,472,593.18	1,691,409.95	1,210,356.42	7,851,452.17	May
	5,398,788.82	5,229,130.33	4,896,201.25	3,531,314.01	2,987,283.92	2,535,222.99	2,084,641.35	2,586,555.11	2,371,095.71	2,474,786.80	2,436,392.72	2,319,796.07	2,217,931.41	1,815,598.58	1,439,656.15	1,651,635.17	1,129,347.73	7,908,716.92	June
	4,751,943.98	5,019,100.05	4,695,468.93	3,445,413.11	2,962,321.73	2,375,375.37	2,030,459.33	2,324,665.35	2,086,490.66	2,166,748.69	2,373,369.73	2,247,875.53	2,067,556.08	1,770,363.23	1,314,952.63	1,548,746.47	998,709.28	7,488,855.30	July
	4,309,221.50	4,875,181.07	4,508,722.39	3,369,985.56	2,786,747.61	2,218,481.28	1,819,617.83	2,263,605.13	2,029,973.96	2,078,961.54	2,158,156.49	1,995,691.66	1,950,450.66	1,733,930.99	1,181,205.11	1,466,150.68	824,648.71	7,068,831.49	August
	4,084,176.41	4,575,232.89	4,394,094.37	3,208,449.92	2,590,681.06	2,098,133.77	1,584,937.70	2,069,733.13	1,872,419.95	1,917,213.24	2,014,947.50	1,766,243.49	1,643,269.78	1,541,576.26	770,951.77	839,823.87	671,522.07	6,607,452.84	September

5,179,159.70 5,016,916.49 4,439,764.29 3,273,083.61 2,767,887.83 2,314,188.31 2,239,759.74 2,369,613.97 2,167,531.76 2,327,045.76 2,264,009.24 2,094,893.19 1,951,484.58 1,479,879.11 1,159,548.41 1,240,115.03 972,077.01

(491,056.48) 181,138.52 1,165,644.45 617,768.86 492,547.29 513,196.07 (484,795.43) 197,313.18 (44,793.29) (97,734.26) 249,704.01 122,973.71 101,693.52 770,624.49 (68,872.10) 168,301.80

NOTE: Rollback election held
April 05, 1986 - rollback passed

GILLESPIE COUNTY, TEXAS
COUNTY SALES TAX ALLOCATION SUMMARY

March 1988 through FY2017

Period Tax Allocation Received	FY1888	FY1889	FY1890	FY1891	FY1892	FY1893	FY1894	FY1895	FY1896	FY1897	FY1898	FY1899	FY2000	FY2001	FY2002	FY2003	FY2004	FY2005
October	22,614.86	28,581.55	33,537.36	38,592.75	41,801.10	49,891.91	82,743.15	58,488.86	52,039.59	54,937.86	50,951.89	65,241.66	66,865.34	75,743.16	81,976.96	77,478.63	82,881.54	
November	43,215.06	44,231.67	43,279.83	50,014.92	55,881.19	64,445.89	64,104.87	61,441.85	62,637.05	66,939.70	74,731.00	69,172.12	86,097.63	88,692.77	87,008.90	94,471.11	103,544.31	
December	24,372.61	27,072.59	27,183.79	32,965.97	49,151.47	46,769.97	48,349.36	49,676.22	60,611.06	60,993.07	70,326.26	85,955.47	70,180.00	82,667.48	77,782.13	84,302.14	87,745.88	
January	23,143.13	28,570.51	34,886.95	33,040.99	47,672.78	61,026.80	58,115.99	55,693.53	56,392.42	60,499.63	58,712.49	79,145.12	77,326.63	85,504.02	80,660.74	80,660.74	92,483.12	
February	55,088.79	55,601.40	56,692.45	64,014.68	85,290.84	90,415.90	79,879.42	75,116.79	82,205.56	94,754.00	105,116.56	99,785.36	104,659.49	112,735.45	104,087.24	115,871.28	121,222.18	
March	10,048.12	19,376.35	22,842.31	27,768.80	42,841.80	37,823.28	44,969.12	55,964.23	49,941.44	54,150.75	59,387.91	72,738.72	61,652.97	77,471.73	65,204.25	71,784.27	85,139.86	
April	13,766.26	18,223.31	22,431.61	26,567.86	42,480.30	69,059.85	45,858.42	50,129.00	45,435.42	53,815.01	59,849.70	66,064.12	69,317.65	72,330.32	62,331.14	70,741.63	85,194.79	
May	37,630.57	41,151.11	44,480.87	46,655.96	31,203.05	66,318.77	57,489.64	62,424.84	71,468.21	69,091.17	91,409.71	96,441.51	93,043.82	94,505.94	93,443.25	102,949.16	112,599.80	
June	24,530.57	24,076.76	27,059.33	31,503.80	41,913.33	48,605.58	44,647.36	48,588.21	58,749.69	61,697.08	72,275.15	70,155.54	79,441.16	92,403.56	87,764.45	89,328.15	105,312.44	
July	20,139.41	24,953.23	27,959.52	34,710.01	43,922.13	49,464.53	48,368.42	50,605.85	54,902.82	64,605.17	59,958.51	76,576.31	87,695.36	89,767.82	86,277.93	82,641.66	94,818.82	
August	46,170.12	46,397.69	50,888.17	50,868.68	58,425.43	73,116.76	67,507.13	68,689.81	59,548.35	72,812.17	84,459.60	98,754.28	91,921.77	118,409.57	90,669.86	95,008.16	120,028.46	
September	24,924.06	28,458.24	28,987.84	33,905.34	56,740.88	52,232.41	46,155.60	61,535.89	71,272.01	70,867.09	72,854.10	69,870.60	74,040.54	81,351.52	82,708.52	84,690.29	88,592.39	100,874.13
Total Per Year	177,209.11	371,009.14	406,705.37	447,587.81	531,785.15	654,863.55	679,601.81	714,336.88	713,466.19	742,999.64	814,374.71	870,123.86	947,268.24	996,071.14	1,045,200.46	1,006,093.44	1,172,245.33	
Total All Years	177,209.11	548,278.25	954,983.62	1,402,571.43	1,934,359.58	2,589,223.13	3,268,824.94	3,983,161.92	4,696,028.11	5,439,627.75	6,254,002.46	7,124,126.32	8,071,394.56	9,067,465.70	10,112,666.16	11,118,759.60	12,191,164.13	13,363,409.46
\$ Inc / (Dec) Over Prior Year	193,860.03	35,636.23	40,892.44	84,200.34	123,075.40	24,738.26	34,735.17	(870.79)	29,533.45	71,375.07	55,749.15	77,144.38	48,802.90	49,129.32	(39,107.02)	66,311.09	69,840.80	
% Inc / Dec Over Prior Year	109.40%	9.60%	10.05%	18.81%	23.14%	3.78%	5.11%	-0.12%	4.14%	9.61%	6.85%	8.87%	5.15%	4.93%	-3.74%	6.59%	9.31%	
CY1987	CY1988	CY1989	CY1990	CY1991	CY1992	CY1993	CY1994	CY1995	CY1996	CY1997	CY1998	CY1999	CY2000	CY2001	CY2002	CY2003	CY2004	
0.00	267,411.64	378,752.42	412,820.54	463,560.47	558,648.27	669,137.56	711,691.42	690,744.53	719,148.96	750,582.57	827,513.03	894,484.16	950,041.96	1,020,031.58	1,044,865.04	1,015,577.33	1,090,124.38	
\$ Inc / (Dec) Over Prior Year	267,411.64	111,340.78	34,068.12	50,739.93	95,087.80	110,489.29	42,553.86	(20,946.89)	28,404.43	31,433.61	76,930.46	66,971.13	55,557.80	69,989.62	24,833.46	(29,287.71)	74,547.05	
Calendar Year Allocations																		

GILLESPIE COUNTY, TEXAS
COUNTY SALES TAX ALLOCATION SUMMARY

March 1988 through FY2017

FY2006	FY2007	FY2008	FY2009	FY2010	FY2011	FY2012	FY2013	FY2014	FY2015	FY2016	FY2017	Tax Collection Period Covered	Period Tax Allocation Received	Overall Average Per Month	FY2017 Over / (Under) Same Period FY2016 Month Of	YTD
95,166.86	106,167.81	115,258.59	118,217.21	102,116.77	112,243.87	125,892.57	141,081.58	146,138.99	157,617.68	147,546.21	169,840.22	August	October	86,137.38	22,194.01	22,194.01
110,993.24	122,702.26	130,133.07	134,938.43	123,352.45	139,931.32	131,441.01	134,815.56	165,928.20	184,365.11	192,079.08	196,293.03	September and 3rd Quarter	November	100,925.95	4,213.95	26,407.96
100,977.05	106,040.22	118,582.83	120,353.68	121,763.89	122,844.30	127,081.99	144,995.63	158,611.46	185,647.66	184,958.53	190,144.19	October	December	91,934.72	5,185.66	31,593.62
107,956.62	116,856.59	121,935.04	124,899.65	114,005.56	129,099.80	135,485.95	156,063.01	159,082.75	173,843.05	175,216.35	190,278.85	November	January			
137,746.11	151,528.51	158,719.04	166,720.77	152,630.86	164,539.87	171,080.19	193,126.02	202,308.32	223,742.03	254,424.28	254,424.28	December, 4th Quarter, Yearly	February	123,754.29		
89,543.91	88,390.24	99,481.19	98,684.79	90,384.94	97,024.18	107,810.68	120,617.71	136,428.71	141,523.60	150,478.20	150,478.20	January	March	72,745.69		
87,212.18	92,872.45	104,111.05	99,816.55	93,204.34	92,537.54	118,975.35	134,298.14	146,865.07	161,787.10	161,787.10	161,787.10	February	April	75,287.85		
125,021.99	132,335.88	133,405.05	141,709.49	148,772.69	153,252.45	177,892.27	187,322.27	195,085.16	203,013.55	239,591.23	239,591.23	March and 1st Quarter	May	107,419.87		
109,484.20	113,117.58	133,410.60	129,041.03	127,995.48	129,743.30	144,969.57	152,170.48	189,564.70	184,387.61	187,272.86	187,272.86	April	June	92,647.74		
112,083.28	119,849.83	122,196.26	117,201.96	116,809.95	125,153.69	140,439.50	154,274.37	165,319.97	187,207.85	181,228.88	181,228.88	May	July	89,527.46		
130,749.36	136,119.40	142,780.87	136,001.87	141,909.04	153,274.75	160,837.54	148,681.30	187,769.04	216,770.81	212,661.23	212,661.23	June and 2nd Quarter	August	109,468.58		
108,739.98	116,168.09	124,848.42	128,893.49	125,112.90	117,814.04	138,870.51	151,120.09	172,568.83	184,784.93	179,939.05	179,939.05	July	September	92,378.61		
1,316,279.78	1,404,151.86	1,504,762.11	1,509,208.92	1,458,038.85	1,537,549.01	1,680,764.13	1,816,484.16	2,025,631.20	2,189,790.27	2,267,262.99	566,277.44	Total Per Year		1,105,944.58	Over / (Under) Last Year	(1,710,985.55)
14,679,689.24	16,083,841.10	17,568,603.21	19,094,872.13	20,552,910.98	22,090,459.99	23,771,224.12	25,689,708.28	27,615,339.48	29,805,129.75	32,072,392.74	32,628,670.18	Total All Years				
144,034.45	87,872.08	100,610.25	1,508.81	(48,230.07)	79,510.16	143,215.12	137,720.03	207,147.04	164,159.07	77,472.72	(1,710,985.55)	\$ Inc / (Dec) Over Prior Year		74,644.78		
12.20%	6.68%	7.17%	0.10%	-3.20%	5.45%	9.31%	8.19%	11.39%	8.10%	3.54%	-75.46%	% Inc / Dec Over Prior Year				
CY2005	CY2006	CY2007	CY2008	CY2009	CY2010	CY2011	CY2012	CY2013	CY2014	CY2015	CY2016					
1,205,410.75	1,344,052.92	1,433,216.16	1,514,296.84	1,479,892.71	1,485,825.03	1,546,945.29	1,717,241.33	1,868,270.04	2,092,583.00	2,186,843.64	2,298,556.61					
115,286.37	138,642.17	89,163.24	81,060.68	(34,304.13)	5,832.32	61,120.26	170,296.04	151,028.71	214,312.96	104,260.64	112,012.97					

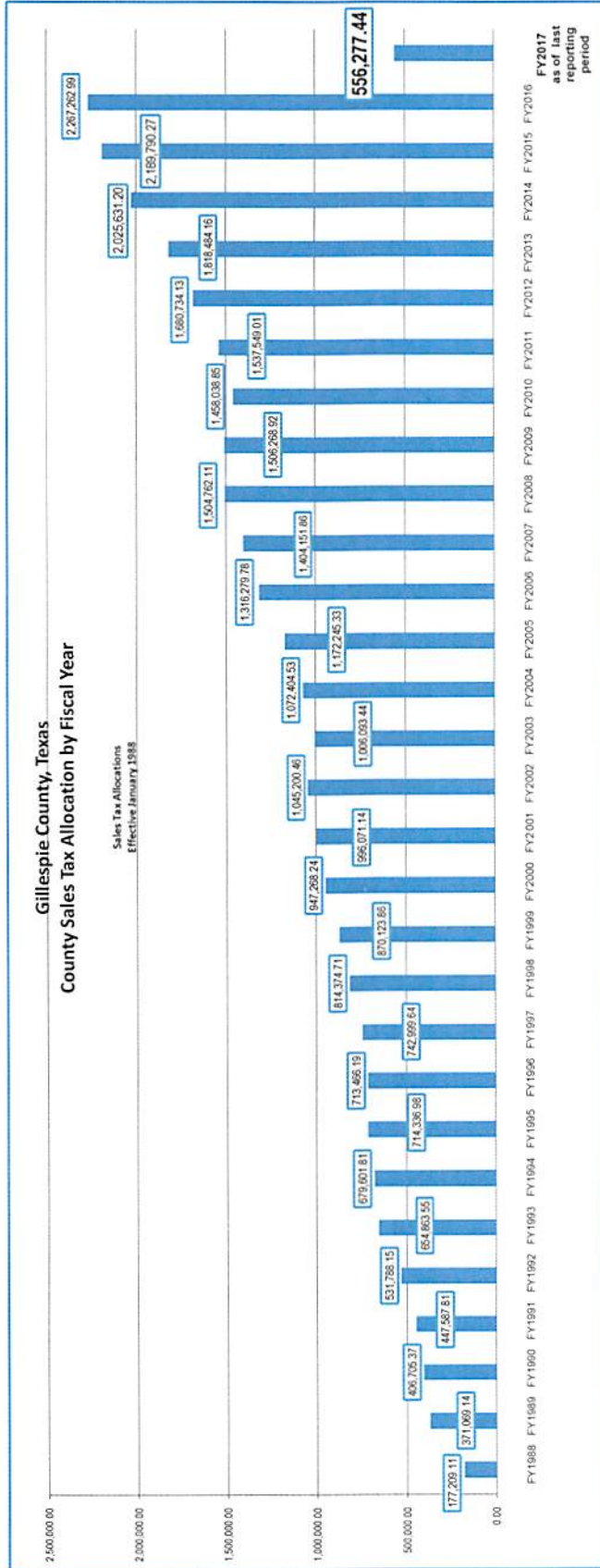
As of Last Full Reporting Year

Annual Average
\$ Inc / (Dec)

74,644.78

GILLESPIE COUNTY, TEXAS
COUNTY SALES TAX ALLOCATION SUMMARY

March 1988 through FY2017



GILLESPIE COUNTY, TEXAS REPAYMENT OF ERRONEOUS RECEIPT OF SALES AND USE TAX

**January 1997 Through October 2016
Paid Off September.2016**

	Year 1 1997	Year 2 1998	Year 3 1999	Year 4 2000	Year 5 2001	Year 6 2002	Year 7 2003	Year 8 2004	Year 9 2005	Year 10 2006	Year 11 2007	Year 12 2008	Year 13 2009	Year 14 2010	Year 15 2011	Year 16 2012	Year 17 2013	Year 18 2014	Year 19 2015	Year 20 2016	
Actual Balance At Year Start	211,870.02	201,276.54	190,683.06	180,089.58	169,496.10	158,902.62	148,309.14	137,715.66	127,122.18	116,528.70	105,935.22	95,341.74	84,748.26	74,154.78	63,561.30	52,967.82	42,374.34	31,780.86	21,187.38	10,593.90	
January	2,648.37	2,648.37	2,648.37	2,648.37	2,648.37	2,648.37	2,648.37	2,648.37	2,648.37	2,648.37	2,648.37	2,648.37	2,648.37	2,648.37	2,648.37	2,648.37	2,648.37	2,648.37	2,648.37	2,648.37	2,648.37
April	2,648.37	2,648.37	2,648.37	2,648.37	2,648.37	2,648.37	2,648.37	2,648.37	2,648.37	2,648.37	2,648.37	2,648.37	2,648.37	2,648.37	2,648.37	2,648.37	2,648.37	2,648.37	2,648.37	2,648.37	2,648.37
July	2,648.37	2,648.37	2,648.37	2,648.37	2,648.37	2,648.37	2,648.37	2,648.37	2,648.37	2,648.37	2,648.37	2,648.37	2,648.37	2,648.37	2,648.37	2,648.37	2,648.37	2,648.37	2,648.37	2,648.37	2,648.37
October	2,648.37	2,648.37	2,648.37	2,648.37	2,648.37	2,648.37	2,648.37	2,648.37	2,648.37	2,648.37	2,648.37	2,648.37	2,648.37	2,648.37	2,648.37	2,648.37	2,648.37	2,648.37	2,648.37	2,648.37	2,648.37
Total Remitted To Date	10,593.48	21,186.96	31,780.44	42,373.92	52,967.40	63,560.88	74,154.36	84,747.84	95,341.32	105,934.80	116,528.28	127,121.76	137,715.24	148,308.72	158,902.20	169,495.68	180,089.16	190,682.64	201,276.12	211,870.02	
Actual Balance To Date	201,276.54	190,683.06	180,089.58	169,496.10	158,902.62	148,309.14	137,715.66	127,122.18	116,528.70	105,935.22	95,341.74	84,748.26	74,154.78	63,561.30	52,967.82	42,374.34	31,780.86	21,187.38	10,593.90	(0.00)	
Projected Balance At Year End	201,276.54	190,683.06	180,089.58	169,496.10	158,902.62	148,309.14	137,715.66	127,122.18	116,528.70	105,935.22	95,341.74	84,748.26	74,154.78	63,561.30	52,967.82	42,374.34	31,780.86	21,187.38	10,593.90	0.00	

Gillespie County proposal of repayment (as outlined in letter of October 18, 1996) as accepted by State Comptroller ...
Gillespie County will make 80 quarterly payments (due first of each month: January, April, July, and October)
for 20 years beginning January 01, 1997:
79 quarterly payments of \$2,648.37 each beginning on January 01, 1997 through July 01, 2016 and
a final payment of \$2,648.79 on October 01, 2016 for a total of \$211,870.02.

Gillespie County, Texas
Hotel Occupancy Tax ... Quarterly Recaps
As of Period Ending December 31, 2016

	Collection/Remittance Period	Collections		Disbursements		Cash Balance	
		HOT & P&I Interest Earnings	Convention & Visitors Bureau	Organizations etc			
FY2017	3rd Quarter 2017						
	2nd Quarter 2017						
	1st Quarter 2017						
	4th Quarter 2016		111,214.19	166,071.00		553,556.15	
FY2016	3rd Quarter 2016		142,319.44			608,412.96	
	Sub-Total	87,462.63	253,533.63	166,071.00	0.00		
FY2015	2nd Quarter 2016		124,466.03	270,829.00		466,093.52	
	1st Quarter 2016		128,625.32			612,456.49	
	4th Quarter 2015		96,483.07	150,829.00		483,831.17	
	3rd Quarter 2015		115,558.26		(881.94)	538,177.10	
FY2015	Sub-Total	44,356.62	465,132.68	421,658.00	(881.94)		
	2nd Quarter 2015		120,944.22	127,742.50	118,000.00	421,736.90	
FY2014	1st Quarter 2015		122,937.00			546,535.18	
	4th Quarter 2014		104,239.90	127,742.50		423,598.18	
	3rd Quarter 2014		120,711.31			447,100.78	
	Sub-Total	95,347.43	468,832.43	255,485.00	118,000.00		
FY2014	2nd Quarter 2014		95,362.58	111,163.00	120,000.00	326,389.47	
	1st Quarter 2014		92,050.01			462,189.89	
	4th Quarter 2013		90,687.97	111,163.00		370,139.88	
	3rd Quarter 2013		82,776.94			390,614.91	
FY2013	Sub-Total	18,551.50	360,877.50	222,326.00	120,000.00		
	2nd Quarter 2013		82,927.36	96,357.50	80,000.00	307,837.97	
FY2012	1st Quarter 2013		102,188.41			401,268.11	
	4th Quarter 2012		56,763.25	96,357.50		299,079.70	
	3rd Quarter 2012		69,377.43			338,673.95	
	Sub-Total	38,541.45	311,256.45	192,715.00	80,000.00		
FY2012	2nd Quarter 2012		76,505.61	84,193.50	11,000.00	269,296.52	
	1st Quarter 2012		67,043.98		69,000.00	287,984.41	
	4th Quarter 2011		63,485.70	84,193.50		289,940.43	
	3rd Quarter 2011		62,766.18			310,648.23	
FY2011	Sub-Total	21,414.47	269,801.47	168,387.00	80,000.00		
	2nd Quarter 2011		60,050.07	80,530.57		247,882.05	
FY2010	1st Quarter 2011		61,473.10		80,000.00	268,362.55	
	4th Quarter 2010		47,182.38	80,530.57		286,889.45	
	3rd Quarter 2010		67,036.85			320,237.64	
	Sub-Total	(5,318.74)	235,742.40	161,061.14	80,000.00		
FY2010	2nd Quarter 2010		47,363.32	82,089.00	61,500.00	253,200.79	
	1st Quarter 2010		67,910.43			349,426.47	
	4th Quarter 2009		46,539.68	82,089.00		281,516.04	
	3rd Quarter 2009		63,672.15			317,065.36	
FY2009	Sub-Total	(192.42)	225,485.58	164,178.00	61,500.00		
	2nd Quarter 2009		55,182.22			253,393.21	
FY2008	1st Quarter 2009		68,196.40	80,854.20		198,210.99	
	4th Quarter 2008		43,834.09	80,854.20		210,868.79	
	3rd Quarter 2008		75,474.18		15,000.00	247,888.90	
	Sub-Total	65,978.49	242,686.89	161,708.40	15,000.00		
FY2008	2nd Quarter 2008		52,205.02	100,000.00		187,414.72	
	1st Quarter 2008		62,603.17			235,209.70	
	4th Quarter 2007		53,485.43			172,606.53	
	3rd Quarter 2007		61,352.43			119,121.10	
FY2007	Sub-Total	129,646.05	229,646.05	100,000.00	0.00		
	2nd Quarter 2007		57,271.57			57,768.67	
FY2007	1st Quarter 2007		497.10	0.00	0.00	497.10	
	Sub-Total	57,768.67	57,768.67	0.00	0.00		
Sub-Total				2,013,589.54	553,618.06		
Totals All Years		Revenues	3,120,763.75	Expenditures	2,567,207.60	Net Cash Effect	553,556.15

GILLESPIE COUNTY, TEXAS

GOB Series 2010 Refunding Bonds ... December.2010
 Post COB Series 2001 ... September.2001

Bond Redemptions & Interest Payment Schedule
 February.2011 through February.2021

	Year 1	Year 2	Year 3	Year 4	Year 5	Year 6	Year 7	Year 8	Year 9	Year 10	Year 11	
	2011	2012	2013	2014	2015	2016	2017	2018	2019	2020	2021	
Actual Balance At Year Start	1,839,134.46	1,779,647.50	1,603,672.50	1,429,447.50	1,247,370.00	1,067,992.50	891,727.50					Actual Balance At Year Start
February bonds interest	35,000.00	140,000.00	140,000.00	150,000.00	150,000.00	150,000.00						bonds February interest
August bonds interest	0.00	0.00	0.00	0.00	0.00	0.00						bonds August interest
Total Remitted To Date	59,486.96	235,461.96	409,686.96	591,764.46	771,141.96	947,406.96	947,406.96	947,406.96	947,406.96	947,406.96	947,406.96	Total Remitted To Date
Actual Balance To Date	1,779,647.50	1,603,672.50	1,429,447.50	1,247,370.00	1,067,992.50	891,727.50	891,727.50					Actual Balance To Date
Projected Pymnt Per Year	59,486.96	175,975.00	174,225.00	182,077.50	179,377.50	176,265.00	177,677.50	178,540.00	178,865.00	178,670.00	177,975.00	Projected Pymnt Per Year
Projected Balance At Year End	1,779,647.50	1,603,672.50	1,429,447.50	1,247,370.00	1,067,992.50	891,727.50	714,050.00	535,510.00	356,645.00	177,975.00	0.00	Projected Balance At Year End

\$1,988,356.26	COB Series 2001 Debt Service on Refunded Bonds	\$1,590,000.00	Principal	\$1,590,000.00	Series 2010 Sources of Funds..Proceeds of Bonds
\$1,839,134.46	GOB Series 2010 Refunded Bonds	\$249,134.46	interest	\$38,746.50	Cost of Issuance
\$149,221.80	Net savings	\$1,839,134.46	GOB Series 2010, Refunding Bonds	\$1,551,253.50	Deposit to Escrow

Original Certificates of Obligation Bonds Series 2001 payments started February 2002
 Series 2010 Refunding ... Interest and Bond Redemptions due February of each year starting February of 2011
 Series 2010 Refunding ... Interest only due August of each year starting August of 2011

GILLESPIE COUNTY, TEXAS

GOB Series 2013 ... Jail Project

Bond Redemptions Interest Payment Schedule
February.2014 through February.2033

Schedule Bond Redemption & Interest Payment		Initial Receipt of Bonds June.2013	Year 1 2014	Year 2 2015	Year 3 2016	Year 4 2017	Year 5 2018	Year 6 2019	Year 7 2020	Year 8 2021	Year 9 2022	Year 10 2023
Projected Balances At Year Start		20,429,713.00	20,429,713.00	19,408,475.00	18,387,525.00	17,367,275.00	16,347,925.00	15,324,725.00	14,300,875.00	13,279,650.00	12,256,300.00	11,234,800.00
February	bonds	0.00	395,000.00	530,000.00	540,000.00	550,000.00	565,000.00	580,000.00	595,000.00	620,000.00	645,000.00	670,000.00
	interest	0.00	378,113.00	248,125.00	242,825.00	237,425.00	231,925.00	226,275.00	217,575.00	208,650.00	194,700.00	181,800.00
August	bonds	0.00	0.00	0.00	0.00	0.00	0.00	0.00	0.00	0.00	0.00	0.00
	interest	0.00	248,125.00	242,825.00	237,425.00	231,925.00	226,275.00	217,575.00	208,650.00	194,700.00	181,800.00	168,400.00
Projected Total Remittance		0.00	1,021,238.00	2,042,188.00	3,062,438.00	4,081,788.00	5,104,988.00	6,128,838.00	7,150,063.00	8,173,413.00	9,194,913.00	10,215,113.00
Project Balances At Year End		20,429,713.00	19,408,475.00	18,387,525.00	17,367,275.00	16,347,925.00	15,324,725.00	14,300,875.00	13,279,650.00	12,256,300.00	11,234,800.00	10,214,600.00
Bonds Issued June.2014												
Principal and Interest payments due February of each year starting February of 2014												
Interest only payments due August of each year starting August of 2014												

Outstanding Tax Secured Debt		Initial Receipt of Bonds June.2013	Year 1 2014	Year 2 2015	Year 3 2016	Year 4 2017	Year 5 2018	Year 6 2019	Year 7 2020	Year 8 2021	Year 9 2022	Year 10 2023
Balances At Year Start		20,429,713.00	20,429,713.00	19,408,475.50	18,387,525.50	17,367,275.50						
February	bonds	0.00	395,000.00	530,000.00	540,000.00							
	interest	0.00	378,112.50	248,125.00	242,825.00							
August	bonds	0.00	0.00	0.00	0.00							
	interest	0.00	248,125.00	242,825.00	237,425.00							
Total Annual Remittances		0.00	1,021,237.50	1,020,950.00	1,020,250.00	0.00						
Total Remittances To Date		0.00	1,021,237.50	2,042,187.50	3,062,437.50	3,062,437.50						

GILLESPIE COUNTY, TEXAS

GOB Series 2013 ... Jail Project

Bond Redemptions Interest Payment Schedule
February.2014 through February.2033

Schedule Bond Redemption & Interest Payment		Year 11	Year 12	Year 13	Year 14	Year 15	Year 16	Year 17	Year 18	Year 19	Year 20
		2024	2025	2026	2027	2028	2029	2030	2031	2032	2033
Projected Balances At Year Start		10,214,600.00	9,191,800.00	8,172,500.00	7,152,800.00	6,129,000.00	5,107,400.00	4,084,300.00	3,061,100.00	2,039,200.00	1,020,000.00
February	bonds	700,000.00	725,000.00	755,000.00	790,000.00	820,000.00	855,000.00	890,000.00	925,000.00	960,000.00	1,000,000.00
	interest	168,400.00	154,400.00	139,900.00	124,800.00	109,000.00	92,600.00	75,500.00	57,700.00	39,200.00	20,000.00
August	bonds	0.00	0.00	0.00	0.00	0.00	0.00	0.00	0.00	0.00	0.00
	interest	154,400.00	139,900.00	124,800.00	109,000.00	92,600.00	75,500.00	57,700.00	39,200.00	20,000.00	0.00
Projected Total Remittance		11,237,913.00	12,257,213.00	13,276,913.00	14,300,713.00	15,322,313.00	16,345,413.00	17,368,613.00	18,390,513.00	19,409,713.00	20,429,713.00
Project Balances At Year End		9,191,800.00	8,172,500.00	7,152,800.00	6,129,000.00	5,107,400.00	4,084,300.00	3,061,100.00	2,039,200.00	1,020,000.00	0.00
Bonds Issued June.2014											
Principal and Interest payments due February of each year starting February of 2014											
Interest only payments due August of each year starting August of 2014											

Outstanding Tax Secured Debt		Year 11	Year 12	Year 13	Year 14	Year 15	Year 16	Year 17	Year 18	Year 19	Year 20
		2024	2025	2026	2027	2028	2029	2030	2031	2032	2033
Balances At Year Start											
February	bonds										
	interest										
August	bonds										
	interest										
Total Annual Remittances											
Total Remittances To Date											

GILLESPIE COUNTY, TEXAS
Capital Assets Lease/Purchase ... Contract 6451, September, 2013

PROJECTED Payments

Period	ACTUAL			FY2016			FY2017			FY2018			FY2019		
	Total Payment	Principal	Interest	Total Payment	Principal	Interest	Total Payment	Principal	Interest	Total Payment	Principal	Interest	Total Payment	Principal	Interest
Balance At Year Start	198,399.52	135,747.04	73,094.56	10,442.08											
October	5,221.04	5,221.04		5,221.04	5,221.04		5,221.04	5,221.04		5,221.04	5,221.04		5,221.04	5,221.04	
November	5,221.04	5,221.04		5,221.04	5,221.04		5,221.04	5,221.04		5,221.04	5,221.04		5,221.04	5,221.04	
December	5,221.04	5,221.04		5,221.04	5,221.04		5,221.04	5,221.04		5,221.04	5,221.04		5,221.04	5,221.04	
January	5,221.04	5,221.04		5,221.04	5,221.04		5,221.04	5,221.04		5,221.04	5,221.04		5,221.04	5,221.04	
February	5,221.04	5,221.04		5,221.04	5,221.04		5,221.04	5,221.04		5,221.04	5,221.04		5,221.04	5,221.04	
March	5,221.04	5,221.04		5,221.04	5,221.04		5,221.04	5,221.04		5,221.04	5,221.04		5,221.04	5,221.04	
April	5,221.04	5,221.04		5,221.04	5,221.04		5,221.04	5,221.04		5,221.04	5,221.04		5,221.04	5,221.04	
May	5,221.04	5,221.04		5,221.04	5,221.04		5,221.04	5,221.04		5,221.04	5,221.04		5,221.04	5,221.04	
June	5,221.04	5,221.04		5,221.04	5,221.04		5,221.04	5,221.04		5,221.04	5,221.04		5,221.04	5,221.04	
July	5,221.04	5,221.04		5,221.04	5,221.04		5,221.04	5,221.04		5,221.04	5,221.04		5,221.04	5,221.04	
August	5,221.04	5,221.04		5,221.04	5,221.04		5,221.04	5,221.04		5,221.04	5,221.04		5,221.04	5,221.04	
September	5,221.04	5,221.04		5,221.04	5,221.04		5,221.04	5,221.04		5,221.04	5,221.04		5,221.04	5,221.04	
Total Proposed Payments Per Year	62,652.48	62,652.48		10,442.08	62,652.48		62,652.48	62,652.48		62,652.48	62,652.48		62,652.48	62,652.48	
Total Payments	62,652.48	62,652.48		10,442.08	62,652.48		62,652.48	62,652.48		62,652.48	62,652.48		62,652.48	62,652.48	
Principal	56,462.69	56,462.69		10,392.07	56,973.68		56,973.68	56,973.68		56,973.68	56,973.68		56,973.68	56,973.68	
Interest	6,189.79	6,189.79		1,478.80	3,977.65		3,977.65	3,977.65		3,977.65	3,977.65		3,977.65	3,977.65	
Projected Balance Year End	135,747.04	73,094.56	0.00												

GILLESPIE COUNTY, TEXAS
Capital Assets Lease/Purchase ... Contract 6451, September, 2013

ACTUAL Payments

Period	ACTUAL			FY2016			FY2017			FY2018			FY2019		
	Total Payment	Principal	Interest	Total Payment	Principal	Interest	Total Payment	Principal	Interest	Total Payment	Principal	Interest	Total Payment	Principal	Interest
Balance At Year Start	193,188.48	135,758.04													
October	5,221.04	5,221.04		5,221.04	5,221.04		5,221.04	5,221.04		5,221.04	5,221.04		5,221.04	5,221.04	
November	5,221.04	5,221.04		5,221.04	5,221.04		5,221.04	5,221.04		5,221.04	5,221.04		5,221.04	5,221.04	
December	5,221.04	5,221.04		5,221.04	5,221.04		5,221.04	5,221.04		5,221.04	5,221.04		5,221.04	5,221.04	
January	5,221.04	5,221.04		5,221.04	5,221.04		5,221.04	5,221.04		5,221.04	5,221.04		5,221.04	5,221.04	
February	5,221.04	5,221.04		5,221.04	5,221.04		5,221.04	5,221.04		5,221.04	5,221.04		5,221.04	5,221.04	
March	5,221.04	5,221.04		5,221.04	5,221.04		5,221.04	5,221.04		5,221.04	5,221.04		5,221.04	5,221.04	
April	5,221.04	5,221.04		5,221.04	5,221.04		5,221.04	5,221.04		5,221.04	5,221.04		5,221.04	5,221.04	
May	5,221.04	5,221.04		5,221.04	5,221.04		5,221.04	5,221.04		5,221.04	5,221.04		5,221.04	5,221.04	
June	5,221.04	5,221.04		5,221.04	5,221.04		5,221.04	5,221.04		5,221.04	5,221.04		5,221.04	5,221.04	
July	5,221.04	5,221.04		5,221.04	5,221.04		5,221.04	5,221.04		5,221.04	5,221.04		5,221.04	5,221.04	
August	5,221.04	5,221.04		5,221.04	5,221.04		5,221.04	5,221.04		5,221.04	5,221.04		5,221.04	5,221.04	
September	5,221.04	5,221.04		5,221.04	5,221.04		5,221.04	5,221.04		5,221.04	5,221.04		5,221.04	5,221.04	
Total Payments as of Current Date	20,884.16	20,884.16													
Total Payments	57,430.44	57,430.44													
Principal	51,839.90	51,839.90													
Interest	5,590.54	5,590.54													
Balance as of Current Period	114,873.88	135,758.04													

GILLESPIE COUNTY, TEXAS
 Public Property Finance ... Contract 6774, October 24, 2014
 Sheriff Office ... Law Enforcement Radio System Upgrade

PROJECTED Payments

PROJECTED Payments	FY2016			FY2017			FY2018			FY2019		
	Total Payment	Principal	Interest	Total Payment	Principal	Interest	Total Payment	Principal	Interest	Total Payment	Principal	Interest
Balance Year Start	622,829.27			554,260.91			485,692.55			417,124.19		
October	payment	5,714.03		5,714.03			5,714.03			5,714.03		
	principal/interest		4,141.76	1,572.27	4,291.13	1,422.90	4,445.88	1,268.15		4,606.21	1,107.82	
November	payment	5,714.03		5,714.03			5,714.03			5,714.03		
	principal/interest		4,154.01	1,560.02	4,303.81	1,410.22	4,459.02	1,255.01		4,619.83	1,094.20	
December	payment	5,714.03		5,714.03			5,714.03			5,714.03		
	principal/interest		4,166.29	1,547.74	4,316.54	1,397.49	4,472.21	1,241.82		4,633.49	1,080.54	
January	payment	5,714.03		5,714.03			5,714.03			5,714.03		
	principal/interest		4,178.61	1,535.42	4,329.30	1,384.73	4,485.43	1,228.60		4,647.19	1,066.84	
February	payment	5,714.03		5,714.03			5,714.03			5,714.03		
	principal/interest		4,190.96	1,523.07	4,342.10	1,371.93	4,498.69	1,215.34		4,660.93	1,053.10	
March	payment	5,714.03		5,714.03			5,714.03			5,714.03		
	principal/interest		4,203.35	1,510.68	4,354.94	1,359.09	4,511.99	1,202.04		4,674.71	1,039.32	
April	payment	5,714.03		5,714.03			5,714.03			5,714.03		
	principal/interest		4,215.78	1,498.25	4,367.82	1,346.21	4,525.33	1,188.70		4,688.53	1,025.50	
May	payment	5,714.03		5,714.03			5,714.03			5,714.03		
	principal/interest		4,228.25	1,485.78	4,380.73	1,333.30	4,538.71	1,175.32		4,702.39	1,011.64	
June	payment	5,714.03		5,714.03			5,714.03			5,714.03		
	principal/interest		4,240.75	1,473.28	4,393.68	1,320.35	4,552.13	1,161.90		4,716.30	997.73	
July	payment	5,714.03		5,714.03			5,714.03			5,714.03		
	principal/interest		4,253.29	1,460.74	4,406.67	1,307.36	4,565.59	1,148.44		4,730.24	983.79	
August	payment	5,714.03		5,714.03			5,714.03			5,714.03		
	principal/interest		4,265.86	1,448.17	4,419.70	1,294.33	4,579.09	1,134.94		4,744.23	969.80	
September	payment	5,714.03		5,714.03			5,714.03			5,714.03		
	principal/interest		4,278.48	1,435.55	4,432.77	1,281.26	4,592.63	1,121.40		4,758.25	955.78	
Total Proposed Payments Per Year												
	Total Payments	68,568.36		68,568.36			68,568.36			68,568.36		
	Principal		50,517.39		52,339.19		54,226.70			56,182.30		
	Interest			18,050.97		16,229.17		14,341.66			12,386.06	
Projected Balance Year End												
			554,260.91		485,692.55		417,124.19			348,555.83		

GILLESPIE COUNTY, TEXAS
Public Property Finance ... Contract 6774, October 24, 2014
Sheriff Office ... Law Enforcement Radio System Upgrade

PROJECTED Payments

FY2020			FY2021			FY2022			FY2023			FY2024			FY2025		
Total Payment	Principal	Interest	Total Payment	Principal	Interest	Total Payment	Principal	Interest	Total Payment	Principal	Interest	Total Payment	Principal	Interest	Total Payment	Principal	Interest
348,555.83			279,987.47			211,419.11			142,850.75			74,282.39			5,714.03		
5,714.03			5,714.03			5,714.03			5,714.03			5,714.03			5,714.03		
	4,772.32	941.71		4,944.43	769.60		5,122.74	591.29		5,307.48	406.55		5,498.88	215.15		5,696.97	17.06
5,714.03			5,714.03			5,714.03			5,714.03			5,714.03					
	4,786.43	927.60		4,959.04	754.99		5,137.88	576.15		5,323.17	390.86		5,515.14	198.89			
5,714.03			5,714.03			5,714.03			5,714.03			5,714.03					
	4,800.58	913.45		4,973.71	740.32		5,153.07	560.96		5,338.91	375.12		5,531.45	182.58			
5,714.03			5,714.03			5,714.03			5,714.03			5,714.03					
	4,814.78	899.25		4,988.41	725.62		5,168.31	545.72		5,354.69	359.34		5,547.80	166.23			
5,714.03			5,714.03			5,714.03			5,714.03			5,714.03					
	4,829.01	885.02		5,003.16	710.87		5,183.59	530.44		5,370.53	343.50		5,564.20	149.83			
5,714.03			5,714.03			5,714.03			5,714.03			5,714.03					
	4,843.29	870.74		5,017.95	696.08		5,198.92	515.11		5,386.41	327.62		5,580.65	133.38			
5,714.03			5,714.03			5,714.03			5,714.03			5,714.03					
	4,857.61	856.42		5,032.79	681.24		5,214.29	499.74		5,402.33	311.70		5,597.15	116.88			
5,714.03			5,714.03			5,714.03			5,714.03			5,714.03					
	4,871.97	842.06		5,047.67	666.36		5,229.71	484.32		5,418.30	295.73		5,613.70	100.33			
5,714.03			5,714.03			5,714.03			5,714.03			5,714.03					
	4,886.38	827.65		5,062.60	651.43		5,245.17	468.86		5,434.32	279.71		5,630.30	83.73			
5,714.03			5,714.03			5,714.03			5,714.03			5,714.03					
	4,900.83	813.20		5,077.56	636.47		5,260.68	453.35		5,450.39	263.64		5,646.95	67.08			
5,714.03			5,714.03			5,714.03			5,714.03			5,714.03					
	4,915.32	798.71		5,092.58	621.45		5,276.23	437.80		5,466.51	247.52		5,663.65	50.38			
5,714.03			5,714.03			5,714.03			5,714.03			5,714.03					
	4,929.85	784.18		5,107.63	606.40		5,291.83	422.20		5,482.67	231.36		5,680.39	33.64			
68,568.36			68,568.36			68,568.36			68,568.36			68,568.36			5,714.03		
	58,208.37			60,307.53			62,482.42			64,735.71			67,070.26			5,696.97	
		10,359.99			8,260.83			6,085.94			3,832.65			1,498.10			17.06
279,987.47			211,419.11			142,850.75			74,282.39			5,714.03			0.00		

GILLESPIE COUNTY, TEXAS
Public Property Finance ... Contract 6774, October 24, 2014
Sheriff Office ... Law Enforcement Radio System Upgrade

ACTUAL Payments

ACTUAL Payments	FY2016			FY2017			FY2018			FY2019			
	Total Payment	Principal	Interest	Total Payment	Principal	Interest	Total Payment	Principal	Interest	Total Payment	Principal	Interest	Total Payment
Balance Year Start	623,572.07			555,003.71									
October	payment	5,714.03			5,714.03								
	principal/interest		4,141.76	1,572.27		4,291.13	1,422.90						
November	payment	5,714.03			5,714.03								
	principal/interest		4,154.01	1,560.02		4,303.81	1,410.22						
December	payment	5,714.03			5,714.03								
	principal/interest		4,166.29	1,547.74		4,303.81	1,410.22						
January	payment	5,714.03			5,714.03								
	principal/interest		4,178.61	1,535.42		4,316.54	1,397.49						
February	payment	5,714.03											
	principal/interest		4,190.96	1,523.07									
March	payment	5,714.03											
	principal/interest		4,203.35	1,510.68									
April	payment	5,714.03											
	principal/interest		4,215.78	1,498.25									
May	payment	5,714.03											
	principal/interest		4,228.25	1,485.78									
June	payment	5,714.03											
	principal/interest		4,240.75	1,473.28									
July	payment	5,714.03											
	principal/interest		4,253.29	1,460.74									
August	payment	5,714.03											
	principal/interest		4,265.86	1,448.17									
September	payment	5,714.03											
	principal/interest		4,278.48	1,435.55									
Total Payments Current Period													
Total Payments	68,568.36				22,856.12								
Principal		50,517.39				17,215.29							
Interest			18,050.97				5,640.83						
Balance Current Period													
	555,003.71				532,147.59								

County of Gillespie
 District Clerk Bond / Trust Recap
 October 2016 - September 2017
 Funds Managed by County Treasurer

Cause Description	Cause No	Initial Investment	Prior Interest		TextPool Account	Current Year Interest												Cause Description	Released Investments	Current Balances	Current Interest	Total Interest
			Adjusted	TextPool		Oct 2016	Nov 2016	Dec 2016	Jan 2017	Feb 2017	Mar 2017	Apr 2017	May 2017	Jun 2017	Jul 2017	Aug 2017	Sep 2017					
Sonsbergard / Curtis	2705	1,000.00	792.60	31.52	closed 05 2004transferred to District Clerk Acct 117												1,624.32	0.00	0.00	824.32		
State v Montagnino	4073	10,000.00	43.82	171.08	closed 04 2004												10,214.90	0.00	0.00	214.90		
State v Chow	4232	10,000.00		31.34	closed 05 2004transferred to District Clerk Acct 117												10,031.34	0.00	0.00	31.34		
State v Loui	4233	10,000.00		25.50	closed 04 2004												10,025.50	0.00	0.00	25.50		
State v Ducker	4261	20,000.00		33.03	closed 05 2004transferred to District Clerk Acct 117												20,033.03	0.00	0.00	33.03		
State v Ducker	4262	20,000.00		33.03	closed 05 2004transferred to District Clerk Acct 117												20,033.03	0.00	0.00	33.03		
Wheatcraft v Meier	6978	500.00	236.07	161.61	0.29	0.29											698.61	0.93	398.61			
Munsell Meier v Robinson	7227	1,000.00	390.71	254.33	closed 03 11 2006												1,645.04	0.00	0.00	645.04		
Pauls v Bird	8623	500.00	77.66	126.86	0.23	0.23											705.25	0.73	205.25			
Fruitt v Danes	8764	1,000.00	126.41	16.95	closed 02 2004												1,145.36	0.00	0.00	145.36		
Darron (Investment)	8766	500.00		24.86	closed 10 2005												524.86	0.00	0.00	24.86		
Tin Star Ranch	9411	500.00	5.37	32.96	closed 02 03 2006												538.33	0.00	0.00	38.33		
Hearne & Phillips	9461	100.00	1.07	22.18	0.04	0.04	0.05										123.38	0.13	23.38			
Haggard v Schroeder	9666	500.00	1.19	110.00	0.20	0.20	0.24										611.83	0.64	111.83			
Staats v Tonn	9752	1,000.00		17.85	closed 12 2003												1,017.85	0.00	0.00	17.85		
Silver Deer v Senkbeil	10010	100.00	20.95	0.04	0.04	0.05											121.08	0.13	21.08			
Anken v Woods & Schmidt	10154	1,000.00	55.01	closed 03 06 2006													1,055.01	0.00	0.00	55.01		
Sledge v Jones	10370	1,000.00	194.25	0.40	0.39	0.45											1,195.49	1.24	195.49			
Whitehead v Hatel	10373	100.00	19.47	0.04	0.04	0.05											119.60	0.13	19.60			
Ballard v Keidel	10412	1,000.00	4.31	closed 12 2004													1,004.31	0.00	0.00	4.31		
Parker/Roscoe L	10522	23,800.00	2,639.22	closed 07 12 2007													26,439.22	0.00	0.00	2,639.22		
Harts v Fourton (dba Silver Deer)	10779	1,000.00	155.43	0.39	0.38	0.44											1,156.64	1.21	156.64			
Fonder v Salinas	10930	200.00	28.19	0.07	0.07	0.09											228.42	0.23	28.42			
City of Fbg v Penick	10970	274,045.00	118.40	closed 09 21 2006													274,163.40	0.00	0.00	118.40		
A J Waight v LCRA	11042	250.00	1.06	closed 07 20 2006												251.06	0.00	0.00	1.06			
Jenschke v Friedrich	11228	1,000.00	15.72	closed 06 01 2007												1,015.72	0.00	0.00	15.72			
Quest Oil v Wallen and B&B Oil	11259	1,000.00	74.17	closed 03 24 2011												1,074.17	0.00	0.00	74.17			
Cornerstone v Parker	11336	1,000.00	55.93	0.34	0.35	0.41											1,057.03	1.10	57.03			
Irwin vs Irwin	11399	303,022.74	3,310.61	closed 06 07 2011												306,333.35	0.00	0.00	3,310.61			
Herb Venture v Varney	11703	250.00	4.85	0.08	0.08	0.10											255.11	0.26	5.11			
Dolezal vs Dolezal	11812	1,000.00	7.95	closed 10 2012												1,007.95	0.00	0.00	7.95			

County of Gillespie
 District Clerk Bond / Trust Recap
 October 2016 - September 2017
 Funds Managed by County Treasurer

Cause Description	Cause No	Initial Investment	Prior Interest		Current Year Interest												Cause Description	Released	Current	Current	Total		
			Face	Adjusted	Trust/Account																		
		Value	Interest	Interest	Oct-2016	Nov-2016	Dec-2016	Jan-2017	Feb-2017	Mar-2017	Apr-2017	May-2017	Jun-2017	Jul-2017	Aug-2017	Sep-2017							
Bredemus and J&B Cheese v Just	1877	1,000.00	12.71	0.34	0.33	0.39																	
Bredemus and J&B Cheese v Just	1877	1,000.00	12.71	0.34	0.33	0.39																	
Frause & Thompson v Bierschwale	1897	100.00	1.21	0.03	0.03	0.04																	
Rutherford v Rafter & Kamp	1904	100.00	1.21	0.03	0.03	0.04																	
Querner v Lester	1928A	1,000.00	4.78	0.34	0.33	0.39																	
TexHillCo EmployeesC.U. vs Beckmann	12195	100.00	0.05	closed 01 19 2010																			
Fulton v Coleman	12209	500.00	4.53	0.16	0.17	0.20																	
IBT Int v Grammer	12228	115,000.00	130.48	closed 06 2014																			
Ferrell vs Hall, Executor Estate of Klein, Deceased	12369	500.00	0.60	closed 12 27 2010																			
Baby vs Doggett	12603	400.00	0.35	closed 02 14 2012																			
Cover v Chase Bank	12964	100.00	0.41	0.03	0.03	0.04																	
Balero v Federal Home Mortgage	13025	250.00	1.23	0.08	0.08	0.10																	
LCRA vs TRT Ranch	13119	949,500.00	45.58	closed 09 10 2013																			
LCRA vs Dehler	13120	195,000.00	9.36	closed 09 10 2013																			
LCRA vs Wahnund	13121	177,000.00	8.49	closed 09 10 2013																			
Collins, Estate of Smith v Bank of America	13203	500.00	2.34	0.16	0.16	0.20																	
Whalley, et al vs Live Springs, et al	13291	500.00	2.11	0.16	0.16	0.20																	
Bruce Kneese vs New York Life Insurance and Annuity Corp, et al	13320	951.17	0.30	closed 03 05 2015																			
Hampton vs Spornauer	13343	2,000.00	8.46	0.66	0.66	0.77																	
Kerrville Professional Properties LTD ... vs Friendship Village Omer's Asn, Inc ...	13640	500.00	1.77	0.16	0.16	0.19																	
Ferrell vs Hall, Executor Estate of Klein, Deceased	13683	500.00	0.60	closed 12 27 2010																			
Berry vs Cardash	13859	500,984.49	159.13	closed 2015 06 11																			
Berry vs Cardash ... TR0	13859TR0	5,000.00	17.24	1.64	1.66	1.92																	
Roscoe L Parker Guardianship	10522(a)	7,500.00	597.17	closed 07 12 2007																			
State v Farmer	3870A	4,000.00	67.71	closed 05 2004transferred to District Clerk Acct 117																			
State v Farmer	3870B	1,000.00	19.89	closed 05 2004transferred to District Clerk Acct 117																			
Datron (Trust)	8766(A)	26,276.61	92.83	closed 01 2005																			
Totals		2,676,132.01	2,308.07	8,978.56	5.91	5.91	6.98	0.00	0.00	0.00	0.00	0.00	0.00	0.00	0.00	0.00	0.00	0.00	0.00	18,80	11,305.43	18,092.51	2,669,344.93

County of Gillespie County Clerk Holding Account Recap

October 2016 - September 2017
Funds Managed by County Treasurer

Cause	Investment Face Value	Prior Interest Adjusted		Current Year Interest TextPool Account												Released Investment	Current Balances	Total Interest FY2017			
		Interest	TextPool	Oct.2016	Nov.2016	Dec.2016	Jan.2017	Feb.2017	Mar.2017	Apr.2017	May.2017	Jun.2017	Jul.2017	Aug.2017	Sep.2017						
Cause 9145 Doyle/Michael J Guardianship additional funds added July 2013 of \$682.40 to original face of \$119,517.83 or \$120,200.23 principal	120,200.23	692.23	39.29	39.58	46.98													0.00	121,018.31	125.85	
Cause 8132 Roscoe L Parker	7,500.00	97.71	04-2008 account closed ... case transferred to District Court															7,597.71	0.00		
Cause 8321 David Eugene Reynolds	100,000.00	11,872.07	closed 07.14.2008															111,872.07	0.00		
Investment Totals	107,500.00	0.00	12,662.01	39.29	39.58	46.98	0.00	0.00	0.00	0.00	0.00	0.00	0.00	0.00	0.00	0.00	0.00	119,469.78	121,018.31	125.85	

GILLESPIE COUNTY TEXAS

Investment Performance Summary
Certificate of Deposits

Financial Institution	FY2017											Year To Date	
	Oct	Nov	Dec	Jan	Feb	Mar	Apr	May	Jun	Jul	Aug		Sep
Blanco National Bank													Blanco National Bank
Certificate of Deposits ... held at face value													Certificate of Deposits ... held at face value
Amount of Investment	2,400,000	2,400,000	2,400,000										2,400,000
Average Interest Rate	0.4500	0.4500	0.4500										0.4500
Earned Interest	887.76	917.28	887.76										2,692.80
Security State Bank & Trust													Security State Bank & Trust
Certificate of Deposits ... held at face value													Certificate of Deposits ... held at face value
Amount of Investment	2,650,000	2,650,000	2,650,000										2,650,000
Average Interest Rate	0.3667	0.3667	0.3667										0.3667
Earned Interest	782.91	834.46	807.57										2,424.94

Financial Institution	FY2016											Year To Date	
	Oct	Nov	Dec	Jan	Feb	Mar	Apr	May	Jun	Jul	Aug		Sep
Blanco National Bank													Blanco National Bank
Certificate of Deposits ... held at face value													Certificate of Deposits ... held at face value
Amount of Investment	2,400,000	2,400,000	2,400,000	2,400,000	2,400,000	2,400,000	2,400,000	2,400,000	2,400,000	2,400,000	2,400,000	2,400,000	2,400,000
Average Interest Rate	0.4500	0.4500	0.4500	0.4500	0.4500	0.4500	0.4500	0.4500	0.4500	0.4500	0.4500	0.4500	0.4500
Earned Interest	887.76	917.28	887.76	917.28	914.82	860.48	917.28	887.76	917.28	890.22	917.28	917.28	10,832.48
Security State Bank & Trust													Security State Bank & Trust
Certificate of Deposits ... held at face value													Certificate of Deposits ... held at face value
Amount of Investment	2,650,000	2,650,000	2,650,000	2,650,000	2,650,000	2,650,000	2,650,000	2,650,000	2,650,000	2,650,000	2,650,000	2,650,000	2,650,000
Average Interest Rate	0.3500	0.3500	0.3500	0.3500	0.3500	0.3500	0.3500	0.3500	0.3500	0.3556	0.3556	0.3556	0.3556
Earned Interest	762.36	787.76	762.36	787.76	787.76	736.92	787.76	762.36	787.76	762.36	808.99	808.99	9,343.14

Financial Institution	FY2015											Year To Date	
	Oct	Nov	Dec	Jan	Feb	Mar	Apr	May	Jun	Jul	Aug		Sep
Blanco National Bank													Blanco National Bank
Certificate of Deposits ... held at face value													Certificate of Deposits ... held at face value
Amount of Investment	2,400,000	2,400,000	2,400,000	2,400,000	2,400,000	2,400,000	2,400,000	2,400,000	2,400,000	2,400,000	2,400,000	2,400,000	2,400,000
Average Interest Rate	0.4500	0.4500	0.4500	0.4500	0.4500	0.4500	0.4500	0.4500	0.4500	0.4500	0.4500	0.4500	0.4500
Earned Interest	887.76	917.28	887.76	917.28	912.34	833.42	916.05	890.22	917.28	887.76	917.28	917.28	10,801.71
Security State Bank & Trust													Security State Bank & Trust
Certificate of Deposits ... held at face value													Certificate of Deposits ... held at face value
Amount of Investment	2,650,000	2,650,000	2,650,000	2,650,000	2,650,000	2,650,000	2,650,000	2,650,000	2,650,000	2,650,000	2,650,000	2,650,000	2,650,000
Average Interest Rate	0.3500	0.3500	0.3500	0.3500	0.3500	0.3500	0.3500	0.3500	0.3500	0.3500	0.3500	0.3500	0.3500
Earned Interest	762.36	787.63	762.36	787.63	786.80	712.48	787.76	762.36	787.76	762.36	787.76	787.76	9,275.02

Financial Institution	FY2014											Year To Date	
	Oct	Nov	Dec	Jan	Feb	Mar	Apr	May	Jun	Jul	Aug		Sep
Blanco National Bank													Blanco National Bank
Certificate of Deposits ... held at face value													Certificate of Deposits ... held at face value
Amount of Investment	2,400,000	2,400,000	2,400,000	2,400,000	2,400,000	2,400,000	2,400,000	2,400,000	2,400,000	2,400,000	2,400,000	2,400,000	2,400,000
Average Interest Rate	0.5333	0.5167	0.5042	0.4917	0.4875	0.4792	0.4583	0.4500	0.4500	0.4500	0.4500	0.4500	0.4500
Earned Interest	1,076.62	1,095.57	1,019.12	1,036.14	1,005.73	910.12	985.20	912.39	925.77	887.76	917.28	917.28	11,688.98
Security State Bank & Trust													Security State Bank & Trust
Certificate of Deposits ... held at face value													Certificate of Deposits ... held at face value
Amount of Investment	2,650,000	2,650,000	2,650,000	2,650,000	2,650,000	2,650,000	2,650,000	2,650,000	2,650,000	2,650,000	2,650,000	2,650,000	2,650,000
Average Interest Rate	0.3889	0.3889	0.3889	0.3833	0.3722	0.3667	0.3611	0.3556	0.3556	0.3500	0.3500	0.3500	0.3676
Earned Interest	871.27	874.78	846.61	874.78	852.59	764.27	834.46	792.22	808.99	782.91	787.76	787.76	9,878.40

Investment Performance Summary
Certificate of Deposits

Financial Institution	FY2013												Year To Date
	Oct	Nov	Dec	Jan	Feb	Mar	Apr	May	Jun	Jul	Aug	Sep	
Blanco National Bank													
Certificate of Deposits ... held at face value	2,400,000	2,400,000	2,400,000	2,400,000	2,400,000	2,400,000	2,400,000	2,400,000	2,400,000	2,400,000	2,400,000	2,400,000	2,400,000
Amount of Investment	0.6500	0.6458	0.6375	0.6250	0.6208	0.6125	0.5933	0.5833	0.5708	0.5583	0.5500	0.5471	0.5471
Average Interest Rate	1,828.08	1,324.80	1,273.86	1,299.33	1,267.84	1,148.97	1,248.39	1,167.00	1,188.96	1,125.91	1,146.51	1,129.53	1,129.53
Earned Interest													
Security State Bank & Trust													
Certificate of Deposits ... held at face value	2,650,000	2,650,000	2,650,000	2,650,000	2,650,000	2,650,000	2,650,000	2,650,000	2,650,000	2,650,000	2,650,000	2,650,000	2,650,000
Amount of Investment	0.4778	0.4778	0.4778	0.4687	0.4444	0.4333	0.4333	0.4111	0.4111	0.4000	0.4000	0.4000	0.4000
Average Interest Rate	1,089.06	1,074.40	1,039.75	1,074.40	1,030.84	917.83	993.69	920.58	942.72	912.36	900.25	900.25	900.25
Earned Interest													

Financial Institution	FY2012												Year To Date
	Oct	Nov	Dec	Jan	Feb	Mar	Apr	May	Jun	Jul	Aug	Sep	
Blanco National Bank													
Certificate of Deposits ... held at face value	2,400,000	2,400,000	2,400,000	2,400,000	2,400,000	2,400,000	2,400,000	2,400,000	2,400,000	2,400,000	2,400,000	2,400,000	2,400,000
Amount of Investment	0.8458	0.8083	0.7833	0.7458	0.7333	0.7187	0.6750	0.6583	0.6500	0.6500	0.6500	0.6500	0.6500
Average Interest Rate	1,693.08	1,724.02	1,598.55	1,596.62	1,516.62	1,401.92	1,460.72	1,331.40	1,341.79	1,282.08	1,324.80	1,324.80	1,324.80
Earned Interest													
Security State Bank & Trust													
Certificate of Deposits ... held at face value	2,650,000	2,650,000	2,650,000	2,650,000	2,650,000	2,650,000	2,650,000	2,650,000	2,650,000	2,650,000	2,650,000	2,650,000	2,650,000
Amount of Investment	0.7222	0.7222	0.7222	0.6889	0.6222	0.5889	0.5556	0.5222	0.5222	0.5000	0.5000	0.5000	0.5000
Average Interest Rate	1,800.00	1,605.23	1,553.43	1,605.23	1,477.83	1,334.81	1,363.18	1,195.90	1,210.30	1,171.25	1,125.37	1,125.37	1,125.37
Earned Interest													

Financial Institution	FY2011												Year To Date
	Oct	Nov	Dec	Jan	Feb	Mar	Apr	May	Jun	Jul	Aug	Sep	
Blanco National Bank													
Certificate of Deposits ... held at face value	2,400,000	2,400,000	2,400,000	2,400,000	2,400,000	2,400,000	2,400,000	2,400,000	2,400,000	2,400,000	2,400,000	2,400,000	2,400,000
Amount of Investment	1.4625	1.3292	1.2542	1.1938	1.1771	1.1354	1.0313	0.9898	0.9396	0.9104	0.8813	0.8583	0.8583
Average Interest Rate	2,979.48	2,981.13	2,621.94	2,556.45	2,422.88	2,185.34	2,312.03	2,034.21	2,017.07	1,853.37	1,855.68	1,796.22	1,796.22
Earned Interest													
Security State Bank & Trust													
Certificate of Deposits ... held at face value	2,650,000	2,650,000	2,650,000	2,650,000	2,650,000	2,650,000	2,650,000	2,650,000	2,650,000	2,650,000	2,650,000	2,650,000	2,650,000
Amount of Investment	1.1333	1.1333	1.1333	1.1000	1.0222	0.9933	0.9333	0.8833	0.8333	0.8333	0.8333	0.8333	0.8333
Average Interest Rate	2,447.26	2,541.58	2,459.59	2,541.58	2,411.45	2,129.59	2,260.43	2,021.92	2,051.12	1,984.93	1,860.02	1,860.02	1,860.02
Earned Interest													

Financial Institution	FY2010												Year To Date
	Oct	Nov	Dec	Jan	Feb	Mar	Apr	May	Jun	Jul	Aug	Sep	
Blanco National Bank													
Certificate of Deposits ... held at face value	2,200,000	2,200,000	2,200,000	2,200,000	2,200,000	2,200,000	2,200,000	2,200,000	2,200,000	2,200,000	2,200,000	2,200,000	2,200,000
Amount of Investment	2.5886	2.4409	2.3500	2.1705	2.1227	2.0091	1.8083	1.7250	1.6208	1.5702	1.5479	1.5104	1.5104
Average Interest Rate	4,775.37	4,836.85	4,413.71	4,390.95	4,057.67	3,597.30	3,753.99	3,567.14	3,516.20	3,197.28	3,218.95	3,155.25	3,155.25
Earned Interest													
Security State Bank & Trust													
Certificate of Deposits ... held at face value	400,000	400,000	400,000	400,000	400,000	400,000	400,000	400,000	400,000	400,000	400,000	400,000	400,000
Amount of Investment	1.5750	1.5750	1.5750	1.5750	1.2750	1.0833	1.0833	1.0833	1.0833	1.1389	1.1389	1.1389	1.1389
Average Interest Rate	673.99	535.06	517.82	535.06	532.05	394.25	677.32	2,441.10	2,193.21	2,202.74	2,528.82	2,528.83	2,528.83
Earned Interest													

Financial Institution	FY2009												Year To Date
	Oct	Nov	Dec	Jan	Feb	Mar	Apr	May	Jun	Jul	Aug	Sep	
Blanco National Bank													
Certificate of Deposits ... held at face value	1,700,000	1,700,000	1,700,000	1,700,000	1,700,000	1,700,000	1,700,000	1,700,000	1,700,000	1,700,000	1,700,000	1,700,000	1,700,000
Amount of Investment	4.0412	3.6618	3.5353	3.2294	3.1500	3.0147	2.8652	2.7864	2.7854	2.7455	2.6932	2.6409	2.6409
Average Interest Rate	5,810.95	5,834.80	5,116.43	5,104.43	4,654.27	4,136.41	4,352.75	5,385.78	5,206.30	5,039.38	5,129.86	5,032.19	5,032.19
Earned Interest													
Security State Bank & Trust													
Certificate of Deposits ... held at face value	900,000	900,000	900,000	900,000	900,000	900,000	900,000	900,000	900,000	900,000	900,000	900,000	900,000
Amount of Investment	3.0300	3.0300	3.0300	3.0300	2.4300	2.2875	2.2875	2.0510	2.0510	2.0500	2.0500	2.0500	2.0500
Average Interest Rate	1,984.94	2,305.90	2,231.52	2,305.90	2,297.68	1,860.84	2,051.10	752.07	696.44	673.99	696.44	696.44	696.44
Earned Interest													

GILLESPIE COUNTY TEXAS

Investment Performance Summary Certificate of Deposits

Financial Institution	FY2008												Year To Date		
	Oct	Nov	Dec	Jan	Feb	Mar	Apr	May	Jun	Jul	Aug	Sep			
Blanco National Bank													Blanco National Bank		
Certificate of Deposits ... held at face value													Certificate of Deposits ... held at face value		
Amount of Investment	1,600,000	1,600,000	1,600,000	1,600,000	1,600,000	1,700,000	1,700,000	1,700,000	1,700,000	1,700,000	1,700,000	1,700,000	1,700,000	1,658,333	Average Investment
Average Interest Rate	5.5531	5.4875	5.4656	5.2313	5.1219	4.9382	4.8206	4.5559	4.5559	4.4235	4.2912	4.1588		4.8836	Average Interest Rate
Earned Interest	7,331.57	7,546.16	7,216.49	7,427.24	7,085.44	6,534.39	7,129.97	6,735.65	6,577.93	6,365.77	6,386.84	6,195.75		82,533.20	Earned Interest
Security State Bank & Trust													Security State Bank & Trust		
Certificate of Deposits ... held at face value													Certificate of Deposits ... held at face value		
Amount of Investment	300,000	300,000	800,000	800,000	800,000	300,000	800,000	800,000	800,000	800,000	800,000	800,000	800,000	675,000	Average Investment
Average Interest Rate	5.4483	5.4483	5.0863	4.6288	3.4463	3.9283	3.6963	3.0375	3.0375	3.0375	3.0375	3.0375	3.0375	3.9058	Average Interest Rate
Earned Interest	1,343.43	1,388.20	1,343.43	3,288.46	3,050.05	2,293.02	1,000.92	2,201.52	2,051.10	1,984.94	2,051.10	2,051.10		24,047.27	Earned Interest

Financial Institution	FY2007												Year To Date		
	Oct	Nov	Dec	Jan	Feb	Mar	Apr	May	Jun	Jul	Aug	Sep			
Blanco National Bank													Blanco National Bank		
Certificate of Deposits ... held at face value													Certificate of Deposits ... held at face value		
Amount of Investment	1,300,000	1,400,000	1,400,000	1,600,000	1,600,000	1,600,000	1,600,000	1,600,000	1,600,000	1,600,000	1,600,000	1,600,000	1,600,000	1,541,667	Average Investment
Average Interest Rate	5.1615	5.3143	5.3679	5.4563	5.5000	5.5313	5.5563	5.5655	5.5875	5.5875	5.5813	5.5750	5.5750	5.4820	Average Interest Rate
Earned Interest	5,404.13	5,698.91	6,115.12	6,382.63	7,352.09	6,813.15	7,516.46	7,306.91	7,592.89	7,348.01	7,592.89	7,584.39		82,707.58	Earned Interest
Security State Bank & Trust													Security State Bank & Trust		
Certificate of Deposits ... held at face value													Certificate of Deposits ... held at face value		
Amount of Investment	200,000	200,000	200,000	200,000	300,000	300,000	300,000	300,000	300,000	300,000	300,000	300,000	300,000	266,667	Average Investment
Average Interest Rate	5.0950	5.0950	5.0950	5.0950	5.4167	5.4167	5.4167	5.4483	5.4483	5.4483	5.4483	5.4483	5.4483	5.3226	Average Interest Rate
Earned Interest	837.54	865.46	837.54	865.46	865.46	1,246.58	1,380.15	1,335.62	1,388.20	1,343.43	1,388.20	1,388.20		13,741.84	Earned Interest

Financial Institution	FY2006												Year To Date		
	Oct	Nov	Dec	Jan	Feb	Mar	Apr	May	Jun	Jul	Aug	Sep			
Blanco National Bank													Blanco National Bank		
Certificate of Deposits ... held at face value													Certificate of Deposits ... held at face value		
Amount of Investment	1,200,000	1,200,000	1,200,000	1,200,000	1,200,000	1,200,000	1,300,000	1,300,000	1,300,000	1,300,000	1,300,000	1,300,000	1,300,000	1,250,000	Average Investment
Average Interest Rate	3.0933	3.2767	3.6058	4.0142	4.1808	4.3290	4.3885	4.6731	4.6731	4.8080	4.9385	5.0680	5.0680	4.2541	Average Interest Rate
Earned Interest	3,050.96	3,339.50	3,556.44	3,883.06	4,091.15	3,848.66	4,412.19	4,689.04	4,726.43	4,993.12	5,308.21	5,455.61		51,354.37	Earned Interest
Security State Bank & Trust													Security State Bank & Trust		
Certificate of Deposits ... held at face value													Certificate of Deposits ... held at face value		
Amount of Investment	100,000	100,000	100,000	100,000	100,000	100,000	100,000	200,000	200,000	200,000	200,000	200,000	200,000	141,667	Average Investment
Average Interest Rate	3.0000	3.0000	3.0000	3.0000	5.0000	5.0000	5.0000	5.0950	5.0950	5.0950	5.0950	5.0950	5.0950	4.3729	Average Interest Rate
Earned Interest	246.58	254.80	246.58	254.80	254.80	383.56	424.66	410.96	865.46	837.54	865.46	865.46		5,910.66	Earned Interest

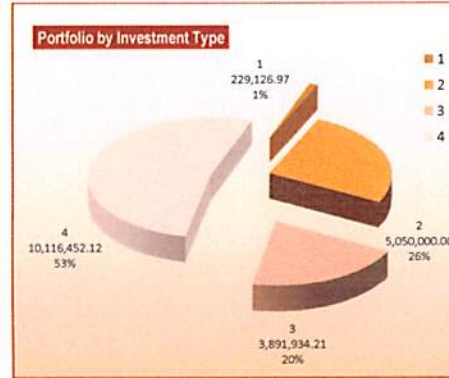
Financial Institution	FY2005												Year To Date			
	Oct	Nov	Dec	Jan	Feb	Mar	Apr	May	Jun	Jul	Aug	Sep				
Blanco National Bank													Blanco National Bank			
Certificate of Deposits ... held at face value													Certificate of Deposits ... held at face value			
Amount of Investment	1,200,000	1,200,000	1,200,000	1,200,000	1,200,000	1,200,000	1,200,000	1,200,000	1,200,000	1,200,000	1,200,000	1,200,000	1,200,000	1,200,000	Average Investment	
Average Interest Rate	1.8470	1.8600	1.8808	1.8808	2.0558	2.1558	2.2742	2.2742	2.5408	2.6575	2.8017	2.9267	2.9267	2.2629	Average Interest Rate	
Earned Interest	1,814.02	1,895.70	1,855.10	1,916.93	2,095.26	1,984.55	2,288.18	2,243.02	2,583.80	2,626.85	2,855.39	2,985.79		25,049.33	Earned Interest	
Security State Bank & Trust													Security State Bank & Trust			
Certificate of Deposits ... held at face value													Certificate of Deposits ... held at face value			
Amount of Investment					100,000	100,000	100,000	100,000	100,000	100,000	100,000	100,000	100,000	100,000	Average Investment	
Average Interest Rate					3.0000	3.0000	3.0000	3.0000	3.0000	3.0000	3.0000	3.0000	3.0000	3.0000	Average Interest Rate	
Earned Interest					0.00	230.14	230.14	246.58	254.80	246.58	254.80	254.80	254.80		1,717.84	Earned Interest

GILLESPIE COUNTY, TEXAS

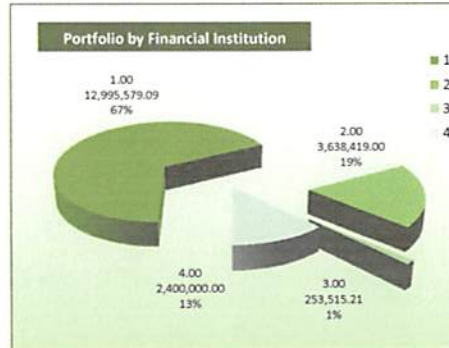
Portfolio Asset Summary By Investment Type

As of December 31, 2016
Of Funds Managed By County Treasurer Office

Financial Institution Account / Investment Type	Cash Balances As Of December 31, 2016		
Security State Bank & Trust County Depository			
Checking Accounts			
General ... multi-fund account	(94.39)		
COB 2001, GOB Series 2010 ... Interest & Sinking	1.00		
County Attorney Hot Check Fund	6,048.83		
Appellate Judicial	0.00		
Justice of Peace No 1	36,360.96		
Justice of Peace No 2	29,491.06		
County Clerk Operating	67,498.80		
District Clerk Operating	89,818.71		
GOB Series 2013 ... Jail Project	1.00		
GOB Series 2013 ... Interest & Sinking	1.00	229,126.97	
Sweep Accounts			
General ... multi-fund account	9,410,129.15		
GOB Series 2013 ... Jail Project	37,091.75		
COB 2001, GOB Series 2010 ... Interest & Sinking	99,678.09		
GOB Series 2013 ... Interest & Sinking	569,553.13	10,116,452.12	
Certificate of Deposit .. General Fund (10.)			
0.35% per annum, paid monthly .. maturity 02.11.2017	100,000.00		
0.35% per annum, paid monthly .. maturity 05.02.2017	100,000.00		
0.35% per annum, paid monthly .. maturity 02.28.2017	100,000.00		
0.40% per annum, paid monthly .. maturity 10.29.2017	100,000.00		
0.35% per annum, paid monthly .. maturity 03.04.2017	250,000.00		
0.35% per annum, paid monthly .. maturity 04.01.2017	500,000.00		
0.40% per annum, paid monthly .. maturity 07.01.2017	500,000.00		
0.40% per annum, paid monthly .. maturity 10.01.2017	500,000.00		
0.35% per annum, paid monthly .. maturity 01.01.2017	500,000.00	2,650,000.00	12,995,579.09
TexPool Investment Service for Public Funds			
Investment Pool			
General ... multi-fund account	3,498,594.58		
Interest & Sinking	713.60		
District Clerk Holding In Trust	18,092.51		
County Clerk Holding In Trust	121,018.31		
GOB Series 2013 ... Jail Project	0.00	3,638,419.00	3,638,419.00



Portfolio by Investment Type As of December 31, 2016		
1	229,126.97	Checking Accounts
2	5,050,000.00	Certificates of Deposit
3	3,891,934.21	Investment Pools
4	10,116,452.12	Sweep Accounts
		19,287,513.30 Total



Portfolio by Financial Institution As of December 31, 2016		
1	12,995,579.09	Security State Bank & Trust
2	3,638,419.00	TexPool
3	253,515.21	Texas Class
4	2,400,000.00	Blanco National Bank
		19,287,513.30 Total

GILLESPIE COUNTY, TEXAS
Portfolio Asset Summary By Investment Type
As of December 31, 2016
Of Funds Managed By County Treasurer Office

Financial Institution		Account / Investment Type		Cash Balances As Of	
Texas Class		Investment Service for Public Funds		December 31, 2016	
Investment Pool					
GOB Series 2013 ... Jail Project		253,515.21	253,515.21	253,515.21	253,515.21
Blanco National Bank					
Certificate of Deposit -- General Fund (10)					
0.45% per annum, paid monthly .. maturity 11.07.2017	100,000.00	100,000.00			
0.45% per annum, paid monthly .. maturity 02.11.2017	100,000.00	100,000.00			
0.45% per annum, paid monthly .. maturity 01.02.2017	100,000.00	100,000.00			
0.45% per annum, paid monthly .. maturity 07.19.2017	100,000.00	100,000.00			
0.45% per annum, paid monthly .. maturity 03.07.2017	100,000.00	100,000.00			
0.45% per annum, paid monthly .. maturity 09.07.2017	100,000.00	100,000.00			
0.45% per annum, paid monthly .. maturity 10.07.2017	100,000.00	100,000.00			
0.45% per annum, paid monthly .. maturity 05.28.2017	100,000.00	100,000.00			
0.45% per annum, paid monthly .. maturity 08.02.2017	100,000.00	100,000.00			
0.45% per annum, paid monthly .. maturity 11.02.2017	100,000.00	100,000.00			
0.45% per annum, paid monthly .. maturity 12.02.2017	100,000.00	100,000.00			
0.45% per annum, paid monthly .. maturity 04.18.2017	100,000.00	100,000.00			
0.45% per annum, paid monthly .. maturity 11.22.2017	100,000.00	100,000.00			
0.45% per annum, paid monthly .. maturity 01.30.2017	100,000.00	100,000.00			
0.45% per annum, paid monthly .. maturity 01.30.2017	100,000.00	100,000.00			
0.45% per annum, paid monthly .. maturity 03.05.2017	100,000.00	100,000.00			
0.45% per annum, paid monthly .. maturity 04.01.2017	100,000.00	100,000.00			
0.45% per annum, paid monthly .. maturity 12.01.2017	100,000.00	100,000.00			
0.45% per annum, paid monthly .. maturity 04.01.2017	100,000.00	100,000.00			
0.45% per annum, paid monthly .. maturity 04.01.2017	100,000.00	100,000.00			
0.45% per annum, paid monthly .. maturity 04.15.2017	100,000.00	100,000.00			
0.45% per annum, paid monthly .. maturity 06.01.2017	100,000.00	100,000.00			
0.45% per annum, paid monthly .. maturity 06.15.2017	100,000.00	100,000.00			
		2,400,000.00	2,400,000.00	2,400,000.00	2,400,000.00
Total				19,287,513.30	19,287,513.30

GILLESPIE COUNTY, TEXAS

Portfolio Asset Summary vs. Security Holdings
As of December 31, 2016

For Funds Held by the County Treasurer and All Fee Offices

Financial Institution Account / Investment Type	Cash Balances as of December 31, 2016		Financial Institution Pledge / Security Holdings
Security State Bank & Trust County Depository	Account Balances		Pledge / Security Holdings
County Treasurer Managed Accounts			
Checking Accounts			
General Checking ... multi-fund account	(94.39)		
COB Series 2001, GOREfunding 2010 ... Interest & Sinking	1.00		
County Attorney Hot Check Fund	6,048.83		
Appellate Judicial	0.00		
Justice of Peace No 1	36,360.96		
Justice of Peace No 2	29,491.06		
County Clerk Operating	67,498.80		
District Clerk Operating	89,818.71		
GOB Series 2013 ... Jail Project	1.00		
GOB Series 2013 ... Interest & Sinking	1.00	229,126.97	
Sweep Accounts			
General ... multi-fund account	9,410,129.15		
GOB Series 2013 ... Jail Project	37,091.75		
COB Series 2001, GOREfunding 2010 ... Interest & Sinking	99,678.09		
GOB Series 2013 ... Interest & Sinking	569,553.13	10,116,452.12	
County Treasurer Managed Investments			
Certificates of Deposit .. General Fund (10.)			
0.35% per annum, paid monthly .. maturity 02.11.2017	100,000.00		
0.35% per annum, paid monthly .. maturity 05.02.2017	100,000.00		
0.35% per annum, paid monthly .. maturity 02.28.2017	100,000.00		
0.40% per annum, paid monthly .. maturity 10.29.2017	100,000.00		
0.35% per annum, paid monthly .. maturity 03.04.2017	250,000.00		
0.35% per annum, paid monthly .. maturity 04.01.2017	500,000.00		
0.40% per annum, paid monthly .. maturity 07.01.2017	500,000.00		
0.40% per annum, paid monthly .. maturity 10.01.2017	500,000.00		
0.35% per annum, paid monthly .. maturity 01.01.2017	500,000.00	2,650,000.00	

GILLESPIE COUNTY, TEXAS

Portfolio Asset Summary vs. Security Holdings
As of December 31, 2016

For Funds Held by the County Treasurer and All Fee Offices

Financial Institution Account / Investment Type		Cash Balances as of December 31, 2016	Financial Institution Pledge / Security Holdings
Security State Bank & Trust County Depository		Account Balances	Pledge / Security Holdings
Tax Assessor-Collector Managed Accounts			
Checking Accounts			
TA-C Operating Account	39,111.22		
TP&WL	1,313.55		
MVD	128,776.11		
MVD Sales Tax	277,256.71		
City of Fredericksburg Ad Valorem	88.95		
MVD Title	2,388.36		
Road & Bridge Fee	11,459.46		
Fredericksburg ISD Ad Valorem	7,590.13		
Escrow (Ad Valorem Property)	33.84		
VIT (Vehicle Inventory Tax) Escrow	1,571.18		
Harper ISD Ad Valorem	15.73		
Gillespie County WCID Ad Valorem	0.05		
Doss CCSD Ad Valorem	0.00		
Stonewall WCID Ad Valorem	0.00		
Hill Country Underground WCD Ad Valorem	0.00		
Gillespie County Ad Valorem	104.93	469,710.22	
County Clerk Managed Account			
Checking Account			
County Clerk Escrow	48,672.48	48,672.48	
Sheriff Managed Account			
Checking Account			
Sheriff Bail Bond Account	61,000.00		
Sheriff Inmate	9,599.60		
Sheriff Commissary	6,965.94	77,565.54	
District Clerk Managed Account			
Checking Account			
District Clerk Trust	62,970.25	62,970.25	
		13,654,497.58	16,247,368.92
			15,270,435.97
			15,607,689.64
			15,747,368.92
			250,000.00
			250,000.00
			SSB&T Pledged Securities, par value / current face
			SSB&T Pledged Securities, book value
			SSB&T Pledged Securities, fair market value
			FDIC Coverage / Demand Deposits @ SSB&T
			FDIC Coverage / Time Deposits @ SSB&T

GILLESPIE COUNTY, TEXAS

Portfolio Asset Summary vs. Security Holdings
As of December 31, 2016

For Funds Held by the County Treasurer and All Fee Offices

Financial Institution Account / Investment Type	Cash Balances as of December 31, 2016	Financial Institution Pledge / Security Holdings
TexPool		
Investment Service for Public Funds		
County Treasurer Managed Investments		
Investment Pool Accounts		
General ... multi-fund account Interest & Sinking - COB Series 2001/GOB Series 2010	3,498,594.58 713.60	
District Clerk Holding County Clerk Holding	18,092.51 121,018.31	
GOB Series 2013 ... Jail Project	0.00	
	3,638,419.00	3,638,419.00
		Net Asset Value ... TexPool seeks to maintain a net asset value of \$1.00 (+/- 0.005 allowable) and is designed to be used for investments of funds which may be needed at any time. December 31, 2016, net asset value 1.00014
Texas Class		
Investment Service for Public Funds		
County Treasurer Managed Investments		
Investment Pool Account		
GOB Series 2013 ... Jail Project	253,515.21	253,515.21
	253,515.21	253,515.21
		Net Asset Value ... Texas Class seeks to maintain a net asset value of \$1.00 (+/- 0.005 allowable) and is designed to be used for investments of funds which may be needed at any time. December 31, 2016, net asset value 1.00

GILLESPIE COUNTY, TEXAS

Portfolio Asset Summary vs. Security Holdings
As of December 31, 2016

For Funds Held by the County Treasurer and All Fee Offices

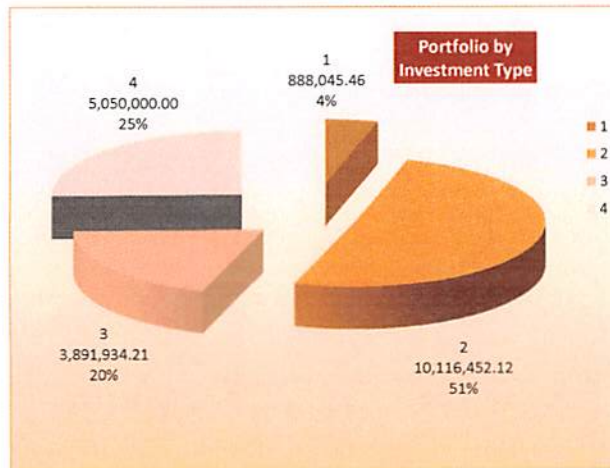
Financial Institution Account / Investment Type		Cash Balances as of December 31, 2016	Financial Institution Pledge / Security Holdings
Blanco National Bank		Account Balances	Pledge / Security Holdings
County Treasurer Managed Investments			
Certificates of Deposit - General Fund (10.)			
0.45% per annum, paid monthly .. maturity 11.07.2017	100,000.00		
0.45% per annum, paid monthly .. maturity 02.11.2017	100,000.00		
0.45% per annum, paid monthly .. maturity 01.02.2017	100,000.00		
0.45% per annum, paid monthly .. maturity 07.19.2017	100,000.00		
0.45% per annum, paid monthly .. maturity 03.07.2017	100,000.00		
0.45% per annum, paid monthly .. maturity 09.07.2017	100,000.00		
0.45% per annum, paid monthly .. maturity 10.07.2017	100,000.00		
0.45% per annum, paid monthly .. maturity 05.28.2017	100,000.00		
0.45% per annum, paid monthly .. maturity 05.28.2017	100,000.00		
0.45% per annum, paid monthly .. maturity 08.02.2017	100,000.00		
0.45% per annum, paid monthly .. maturity 11.02.2017	100,000.00		
0.45% per annum, paid monthly .. maturity 12.02.2017	100,000.00		
0.45% per annum, paid monthly .. maturity 04.18.2017	100,000.00		
0.45% per annum, paid monthly .. maturity 11.22.2017	100,000.00		
0.45% per annum, paid monthly .. maturity 01.30.2017	100,000.00		
0.45% per annum, paid monthly .. maturity 01.30.2017	100,000.00		
0.45% per annum, paid monthly .. maturity 03.05.2017	100,000.00		
0.45% per annum, paid monthly .. maturity 04.01.2017	100,000.00		
0.45% per annum, paid monthly .. maturity 12.01.2017	100,000.00		
0.45% per annum, paid monthly .. maturity 04.01.2017	100,000.00		
0.45% per annum, paid monthly .. maturity 04.01.2017	100,000.00		
0.45% per annum, paid monthly .. maturity 04.15.2017	100,000.00		
0.45% per annum, paid monthly .. maturity 06.01.2017	100,000.00		
0.45% per annum, paid monthly .. maturity 06.15.2017	100,000.00		
	2,400,000.00	2,400,000.00	2,553,783.55
			BNB Pledged Securities, par value
			BNB Pledged Securities, book value
			BNB Pledged Securities, fair market value
			FDIC Coverage @ BNB

GILLESPIE COUNTY, TEXAS

Portfolio Asset Summary vs. Security Holdings
As of December 31, 2016

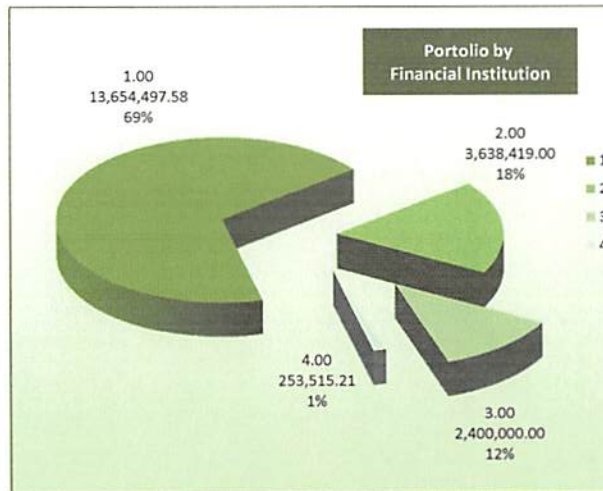
For Funds Held by the County Treasurer and All Fee Offices

Financial Institution Account / Investment Type	Cash Balances as of December 31, 2016	Financial Institution Pledge / Security Holdings
Total Assets	As Of December 31, 2016 19,946,431.79	Total Securities
	22,693,086.68	As Of December 31, 2016



Portfolio by Investment Type
As of December 31, 2016

1	888,045.46	Checking Accounts
2	10,116,452.12	Sweep Accounts
3	3,891,934.21	Investment Pools
4	5,050,000.00	Certificates of Deposit
19,946,431.79		Total



Portfolio by Financial Institution
As of December 31, 2016

1	13,654,497.58	Security State Bank & Trust
2	3,638,419.00	TexPool
3	2,400,000.00	Blanco National Bank
4	253,515.21	Texas Class
19,946,431.79		Total

GILLESPIE COUNTY, TEXAS

Portfolio Asset Summary vs. Security Holdings
As of December 31, 2016

For Funds Held by the County Treasurer and All Fee Offices

Financial Institution Account / Investment Type	Cash Balances as of December 31, 2016	Financial Institution Pledge / Security Holdings
--	--	---

Deposit and Investment Risk Disclosure
<p>General Statement ... The County continues to take a conservative approach to investment of county funds. Investment strategies are built on cash flow versus fund name. County funds are predominantly invested in TexPool ... an investment service for public funds ... and certificate of deposits. Depository interest-bearing checking accounts are used more as clearing accounts than a type of investment.</p> <p>The General Checking Account (multi-fund account) ... interest-bearing, with a one dollar (\$1.00) threshold ... is attached to a sweep account with a \$25,000.00 required minimum balance. This holds the same for the GOB Series 2013 Account ... it is interest-bearing, with a one dollar (\$1.00) threshold ... and is attached to a sweep account with a \$25,000.00 required minimum balance.</p> <p>Custodial Risk ... All deposits/investments with any banking institution are collateralized over 100%, all collateral (exclusive FDIC coverage) is placed with a third party that is not a depository of the County, and collateral is pledged to Gillespie County.</p> <p>Interest Rate Risk ... The County does not have a formal investment policy that limits investment maturities as a means of managing its exposure to fair value losses arising from changing interest rates.</p> <p>At December 31, 2016, the County had no investments other than those in an investment pool that would be effected.</p> <p>Certificates of Deposit are normally held at one year maturities and maturity dates are staggered</p> <p>Occasionally CD's are originally invested for periods of less or over a year to optimize a staggered portfolio.</p> <p>CD's are held at face values with interests paid to the County monthly.</p> <p>Credit Risk ... At December 31, 2016, the County has no investments in commercial paper, corporate bonds, mutual funds.</p> <p>At December 31, 2016, TexPool was rated AAAM by Standard & Poor's.</p> <p>At December 31, 2016, Texas Class was rated AAAM by Standard & Poor's.</p> <p>Concentration of Credit Risk ... The County does not place any limit on the amount the County may invest with any type of investment or issuer.</p> <p>However, considering the current economy the County has kept lower concentrations in any one issuer.</p> <p>At December 31, 2016, the County had its assets/investments invested by investment type</p> <ul style="list-style-type: none"> 19.5119 % in investment pools 25.3178 % in certificate of deposit(s) 4.4522 % in checking, money market, passbook accounts 50.7181 % in sweep accounts <p>At December 31, 2016, the County had its assets/investments invested by issuer</p> <ul style="list-style-type: none"> 18.2410 % in TexPool 68.4558 % in Security State Bank & Trust 12.0322 % in Blanco National Bank 1.2710 % in Texas Class

**FY2016-2017
Gillespie County, Texas
County Treasurer Monthly Financial Statement
All Funds Managed by County Treasurer**



For Period Ended December 31, 2016

**Laura Lundquist, CCT, CIO
Gillespie County Treasurer**


Maintenance & Operating, COB & GOB Operating, COB & GOB I&S, Special Revenue, Special Revenue..Grants, Trust and Agency							
Month	11.30.2016				FY2017	FY2016	12.31.2016
To Date	Cash Balance	Receipts	Disbursements	Allocations	Adjustments	Adjustments	Cash Balance
Maintenance & Operating (M&O)	13,220,882.44	3,506,861.06	1,557,342.29		(479.58)		15,169,921.63
COB & GOB Operating	290,402.68	205.28					290,607.96
COB & GOB I&S	509,376.00	183,698.30					693,074.30
Special Revenue	2,159,372.45	49,334.34	12,076.79				2,196,630.00
Special Revenue ... Grants	484.97						484.97
Trust and Agency	576,719.44	118,153.99	135,448.70				559,424.73
Totals	16,757,237.98	3,858,252.97	1,704,867.78	0.00	(479.58)	0.00	18,910,143.59
County Funds							

Year	09.30.2016				FY2017	FY2016	12.31.2016
To Date	Cash Balance	Receipts	Disbursements	Allocations	Adjustments	Adjustments	Cash Balance
Maintenance & Operating (M&O)	13,887,301.85	5,795,642.33	4,512,542.97		(479.58)		15,169,921.63
COB & GOB Operating	290,019.50	588.46					290,607.96
COB & GOB I&S	427,394.94	266,429.36	750.00				693,074.30
Special Revenue	2,198,365.53	231,663.13	233,398.66				2,196,630.00
Special Revenue ... Grants	484.97						484.97
Trust and Agency	590,663.33	313,670.00	344,908.60				559,424.73
Totals	17,394,230.12	6,607,993.28	5,091,600.23	0.00	(479.58)	0.00	18,910,143.59
County Funds							

Clerks of the Courts Trust Funds							
Month	11.30.2016				FY2017	FY2016	12.31.2016
To Date	Cash Balance	Receipts	Disbursements	Allocations	Adjustments	Adjustments	Cash Balance
District Clerk Trust	18,085.53	6.98					18,092.51
County Clerk Trust	120,971.33	46.98					121,018.31
Totals	139,056.86	53.96	0.00	0.00	0.00	0.00	139,110.82
Clerk Trusts							

Year	09.30.2016				FY2017	FY2016	12.31.2016
To Date	Cash Balance	Receipts	Disbursements	Allocations	Adjustments	Adjustments	Cash Balance
District Clerk Trust	18,073.71	18.80					18,092.51
County Clerk Trust	120,892.46	125.85					121,018.31
Totals	138,966.17	144.65	0.00	0.00	0.00	0.00	139,110.82
Clerk Trusts							

Respectfully submitted,



Laura Lundquist, CCT, CIO
Gillespie County Treasurer

The State of Texas, County of Gillespie

Before me, the undersigned authority, this day personally appeared Laura Lundquist, County Treasurer, to me well known, who, being duly sworn, desposes and says that the above and foregoing report is true and correct.

Witness my hand and seal of this office, this _____ day of _____, _____ A.D.

County Clerk
County of Gillespie, State of Texas

Compared, examined, and accepted in open Commissioners Court this _____ day of _____, _____ A.D.

County Judge

Commissioner Pct No 1

Commissioner Pct No 2

Commissioner Pct No 3

Commissioner Pct No 4