



FY2016-2017

GILLESPIE COUNTY, TEXAS

COUNTY TREASURER MONTHLY FINANCIAL REPORT

For The Period Ended

November 30, 2016

Unaudited

Laura Lundquist, CCT, CIO
Gillespie County Treasurer

1. Cash/Investment Balances All Funds
For Period Ended November 30, 2016
2. Statement of Receipts, Disbursements, Electronic Funds Transfers, Payroll,
Interfund Allocations, Adjustments, and Investments All Funds
Month to Date by Fund
3. Statement of Receipts, Disbursements, Electronic Funds Transfers, Payroll,
Interfund Allocations, Adjustments, and Investments All Funds
Fiscal Year to Date by Fund
4. Statement of Maintenance & Operating Funds
FY2005 through November 30, 2016
General Fund
Road & Bridge Funds ... County Wide, Precinct No 1, Precinct No 2, Precinct No 3, Precinct No 4
5. Fund Cash/Investment Balance Comparison by Fiscal Year by Fund
Active and Inactive Funds
FY2004 through November 30, 2016
6. Overall Cash/Investment Balance Comparison by Month
FY1985 through November 30, 2016
7. County Sales Tax ... Effective January 01, 1988
Allocation Summary of Sales Tax Receipts
1988 through November 30, 2016

Statement of Repayment of Erroneous Receipt of Sales Tax
1997 through September 30, 2016 ... Paid Off FY2016
8. Hotel Occupancy Tax (HOT) ... Effective January 01, 2007
Summary of HOT Receipts and Expenditures
For the Period of January 01, 2007 through November 30, 2016
9. Certificates of Obligation Bonds ... Interest & Sinking
Statement of Bond Redemptions & Interest Payment Schedule
GO Refunding Bonds, Series 2010
Refunding of COB Series 2001, Post Office & Clinic Building Properties



10. General Obligation Bonds ... Interest & Sinking
Statement of Bond Redemptions & Interest Payment Schedule
GOB Series 2013, Jail Construction Project
11. Lease / Purchase Finance Capital Equipment
Statement of Principal & Interest Payment Schedule
Road & Bridge Departments – Contract No 6451, December.2013
 - o Countywide
 - o Precinct No 1
 - o Precinct No 2
 - o Precinct No 3
 - o Precinct No 4
12. Public Property Finance ... Law Enforcement Radio System Upgrade
Statement of Principal & Interest Payment Schedule
Sheriff Office --- Contract No 6774, November.2014
13. District Clerk Trust Funds ... Statement of Holding in Trust Funds As Managed by County Treasurer
As of November 30, 2016
14. County Clerk Trust Funds ... Statement of Holding in Trust Funds As Managed by County Treasurer
As of November 30, 2016
15. Investment Performance Summary ... Certificate(s) of Deposit
As of November 30, 2016
16. County Treasurer Portfolio Asset Summary by Investment Type
As of November 30, 2016
17. County Portfolio Asset Summary vs Security Holdings
As of November 30, 2016
18. Detailed Listing of Receipts to All Funds
For November.2016
19. Detailed Listing of Disbursements from All Funds
For November.2016
20. Detailed Listing of Electronic Funds Transfers from All Funds
For November.2016
21. Detailed Listing of Interfund Allocations to/from All Funds
For November.2016
22. Detailed Listing of Payroll Distribution All Funds
For November.2016
23. Financial Summary Recap Affidavit
As of November 30, 2016

GILLESPIE COUNTY, TEXAS

Cash and Investment Balances All Funds Managed by County Treasurer

For Period Ended November 30, 2016

FUNDS LISTING BY CATEGORY		
<p>GENERAL and ROAD & BRIDGE FUNDS Maintenance & Operating Funds</p>		<p>CASH and INVESTMENTS</p>
<p style="margin-left: 40px;">General Fund</p> <p style="margin-left: 40px;">Road & Bridge Funds ...</p> <p style="margin-left: 80px;">County Wide</p> <p style="margin-left: 80px;">Precinct No 1</p> <p style="margin-left: 80px;">Precinct No 2</p> <p style="margin-left: 80px;">Precinct No 3</p> <p style="margin-left: 80px;">Precinct No 4</p> <p style="margin-left: 40px;">Sub-total Road & Bridge Funds</p>	<p>11,957,819.87</p> <p>632,240.39</p> <p>95,038.63</p> <p>226,087.15</p> <p>156,474.18</p> <p><u>153,222.22</u></p> <p>1,263,062.57</p>	<p><u>13,220,882.44</u></p>
<p>SPECIAL REVENUE FUNDS</p> <p style="margin-left: 40px;">Law Library</p> <p style="margin-left: 40px;">Lateral Road ...</p> <p style="margin-left: 80px;">Precinct No 1</p> <p style="margin-left: 80px;">Precinct No 2</p> <p style="margin-left: 80px;">Precinct No 3</p> <p style="margin-left: 80px;">Precinct No 4</p> <p style="margin-left: 40px;">Sub-total Lateral Road Funds</p> <p style="margin-left: 40px;">Probate</p> <p style="margin-left: 40px;">Court Reporter Service</p> <p style="margin-left: 40px;">County Records Management</p> <p style="margin-left: 40px;">County Clerk Records Management</p> <p style="margin-left: 40px;">Sheriff Forfeiture</p> <p style="margin-left: 40px;">Sheriff Abandoned Vehicle</p> <p style="margin-left: 40px;">Sheriff Equitable Sharing</p> <p style="margin-left: 40px;">Justice Court Bldg Security</p> <p style="margin-left: 40px;">Courthouse Security</p> <p style="margin-left: 40px;">District Clerk Records Management</p> <p style="margin-left: 40px;">County & District Court Technology</p> <p style="margin-left: 40px;">Occupancy Tax</p> <p style="margin-left: 40px;">Pretrial Intervention</p> <p style="margin-left: 40px;">Justice Court Technology</p> <p style="margin-left: 40px;">Airport Operating</p> <p style="margin-left: 40px;">LEOSE Training--Sheriff</p> <p style="margin-left: 40px;">LEOSE Training--Constable No 1</p> <p style="margin-left: 40px;">LEOSE Training--Constable No 2</p> <p style="margin-left: 40px;">Tax Assessor - M V I</p>	<p>1,054.24</p> <p>26,657.91</p> <p>6,658.22</p> <p>6,683.25</p> <p>6,658.22</p> <p>6,658.22</p> <p>32,873.47</p> <p>3,233.11</p> <p>69,997.06</p> <p>124,252.78</p> <p>42,431.95</p> <p>1,207.11</p> <p>1,207.57</p> <p>31,867.45</p> <p>19,193.70</p> <p>8,938.00</p> <p>20,734.33</p> <p>549,760.47</p> <p>128,525.71</p> <p>121,782.29</p> <p>954,760.15</p> <p>5,436.41</p> <p>8,702.83</p> <p>6,649.16</p> <p><u>106.75</u></p>	<p><u>2,159,372.45</u></p>
<p>SPECIAL REVENUE FUNDS ... GRANTS</p> <p style="margin-left: 40px;">Grants ... General, Energy Efficiency</p> <p style="margin-left: 40px;">Grants ... Law Enforcement, Emergency Services P25 Compliant Radio</p> <p style="margin-left: 80px;">PML Loan Star Library</p> <p style="margin-left: 80px;">PML PAC-Pug</p> <p style="margin-left: 40px;">Airport Capital Project Grant</p>	<p>0.00</p> <p>0.00</p> <p>258.39</p> <p>211.40</p> <p><u>15.18</u></p>	<p><u>484.97</u></p>

GILLESPIE COUNTY, TEXAS

Cash and Investment Balances All Funds Managed by County Treasurer

For Period Ended November 30, 2016

FUNDS LISTING BY CATEGORY <small>(continued)</small>			
CERTIFICATES OF OBLIGATION BONDS			
and			
GENERAL OBLIGATION BONDS			
...			
Operating Accounts			
GOB Series 2013 ... Jail Project	<u>290,402.68</u>	<u>290,402.68</u>	
CERTIFICATES OF OBLIGATION BONDS			
and			
GENERAL OBLIGATION BONDS			
...			
Interest & Sinking Accounts			
COB Series 2001/GOB Refunding Series 2010 ... Interest & Sinking	73,347.65		
GOB Series 2013 ... Interest & Sinking	<u>436,028.35</u>	<u>509,376.00</u>	
TRUST and AGENCY FUNDS			
Criminal Justice	2,259.00		
Waste Water (State Fee)	570.00		
County Attorney Hot Check	4,501.73		
McDermott (PML)	110,559.87		
Breiten (PML)	197,920.25		
Justice Of The Peace No. 1	37,438.95		
Justice Of The Peace No. 2	31,361.83		
Appellate Judicial System	0.00		
Alternative Dispute Resolution	0.00		
Unclaimed Monies	57,079.39		
County Clerk Operating	76,901.55		
District Clerk Operating	58,126.87		
Light Up The Block	<u>0.00</u>	<u>576,719.44</u>	<u>16,757,237.98</u>
FUNDS PENDING RELEASE			
Check(s) pending release	0.00		
EFT(s) pending release	<u>0.00</u>	<u>0.00</u>	<u>0.00</u>
CHANGE FUNDS			
General Fund (F.10) ... cash provider to various offices	3,000.00		
Sheriff Seizure Fund (F.30)	1,750.00		
County Attorney Hot Check Fund (F.80)	<u>50.00</u>	<u>4,800.00</u>	<u>4,800.00</u>

GILLESPIE COUNTY, TEXAS

**Cash and Investment Balances
 All Funds Managed by County Treasurer**

For Period Ended November 30, 2016

FUNDS LISTING BY CATEGORY (continued)				
UNALLOCATED MONIES				
Checking Accounts				
Justice of Peace No 2 Checking...unaccountable funds from 02.28.1999 ... date check book was turned over to County Treasurer		(98.56)		
Justice of Peace No 2 Checking ...credit card payment pending		324.00		
Justice of Peace No 2 Checking ...credit card reversal pending		110.00		
Justice of Peace No 2 Checking ...credit card pending		2,997.42		
Justice of Peace No 1 Checking ...credit card payment pending		740.00		
General Checking...payroll adjustment/correction		(479.58)		
District Clerk Checking...		0.00		
County Attorney Hot Check Checking...		0.00		
COB 2001/REF 2010 Checking...		0.00		
GOB 2013 Project Checking...		0.00		
Appellate Checking...		0.00		
County Clerk Checking...		0.00	<u>3,593.28</u>	
Investment Pools ... Investment Service For Public Funds				
TexPool ... General		0.00		
TexPool ... COB Series 2001/GOB Series 2010 Interest & Sinking		0.00		
TexPool ... GOB Series 2013 Jail Project		0.00		
Texas Class ... GOB Series 2013 Jail Project		<u>0.00</u>	<u>0.00</u>	
Other Unallocated Funds				
none reported		<u>0.00</u>	<u>0.00</u>	<u>3,593.28</u>
				16,765,631.26

GILLESPIE COUNTY, TEXAS

Cash and Investment Balances All Funds Managed by County Treasurer

For Period Ended November 30, 2016

CHECKING and INVESTMENT ACCOUNTS			
CHECKING ACCOUNTS			
GENERAL OPERATING ... Interest Bearing Checking	(142.25)		
Cash On Hand	0.00		
Deposit In Process	2,683.17		
Deposit In Process	96.00		
Deposit In Process	1,526.00		
Deposit In Process	0.00		
Deposit In Process	0.00		
Online Transfer	0.00		
Online Transfer	0.00		
Online Transfer	0.00		
Outstanding Financial Checks	(250,235.54)		
Outstanding Payroll Checks	(3,370.10)		
Check(s) pending release	<u>0.00</u>	<u>(249,442.72)</u>	
GENERAL OPERATING ... Interest Bearing Sweep Account			
Sweep of General Operating Checking	<u>7,450,854.38</u>	<u>7,450,854.38</u>	
COB Series 2001 / GORefuding Series 2010 INTEREST & SINKING Checking	1.00		
Cash On Hand	0.00		
Online Transfer	0.00		
Online Transfer	0.00		
Outstanding Checks	<u>0.00</u>	<u>1.00</u>	
COB Series 2001 / GORefuding Series 2010 INTEREST & SINKING ...			
Interest Bearing Sweep Account			
Sweep of General Operating Checking	<u>72,633.36</u>	<u>72,633.36</u>	
COUNTY ATTORNEY HOT CHECK ... Interest Bearing Checking	7,718.07		
Cash On Hand	0.00		
Deposit In Process	0.00		
Online Transfer	0.00		
Outstanding Checks	<u>(3,216.34)</u>	<u>4,501.73</u>	
APPELLATE JUDICIAL ... Interest Bearing Checking	0.00		
Cash On Hand	0.00		
Deposit In Process	0.00		
Online Transfer	0.00		
Online Transfer	0.00		
Online Transfer	0.00		
Outstanding Checks	<u>0.00</u>	<u>0.00</u>	
JUSTICE OF THE PEACE No 1 ... Interest Bearing Checking	38,000.45		
Cash On Hand	0.00		
Deposit In Process	538.00		
Online Transfer	0.00		
Outstanding Checks	<u>(359.50)</u>	<u>38,178.95</u>	

GILLESPIE COUNTY, TEXAS

Cash and Investment Balances All Funds Managed by County Treasurer

For Period Ended November 30, 2016

CHECKING and INVESTMENT ACCOUNTS <small>(continued)</small>			
CHECKING ACCOUNTS ... Continued			
JUSTICE OF THE PEACE No 2 ... Interest Bearing Checking	35,131.39		
Cash On Hand	0.00		
Deposit In Process	50.00		
Online Transfer	0.00		
Outstanding Checks	(486.70)	<u>34,694.69</u>	
COUNTY CLERK ... Interest Bearing Checking	73,968.53		
Cash On Hand	0.00		
Deposit In Process	2,844.50		
Deposit In Process	511.20		
Deposit In Process	14.00		
Online Transfer	0.00		
Outstanding Checks...checks outstanding prior to 10.01.2009	(108.50)		
Outstanding Checks...outstanding checks post 09.30.2009	(328.18)	<u>76,901.55</u>	
DISTRICT CLERK ... Interest Bearing Checking	75,145.69		
Cash On Hand	0.00		
Deposit In Process	214.00		
Online Transfer	0.00		
Outstanding Checks...checks outstanding prior to 10.01.2009	(4,361.86)		
Outstanding Checks...outstanding checks post 09.30.2009	(12,870.96)	<u>58,126.87</u>	
GOB SERIES 2013 - Jail Project ... Interest Bearing Checking	1.00		
Cash On Hand	0.00		
Online Transfer	0.00		
Deposit In Process	0.00		
Outstanding Checks	<u>0.00</u>	<u>1.00</u>	
GOB SERIES 2013 - Jail Project ... Interest Bearing Sweep Account			
Sweep of GOB 2013 Jail Project Checking	<u>37,076.51</u>	<u>37,076.51</u>	
GOB SERIES 2013 - Interest & Sinking ... Interest Bearing Checking	1.00		
Cash On Hand	0.00		
Online Transfer	0.00		
Online Transfer	0.00		
Online Transfer	0.00		
Outstanding Checks	<u>0.00</u>	<u>1.00</u>	
GOB SERIES 2013 - Interest & Sinking ... Interest Bearing Sweep Account			
Sweep of GOB 2013 Interest & Sinking Sweep	<u>436,027.35</u>	<u>436,027.35</u>	<u>7,959,555.67</u>

GILLESPIE COUNTY, TEXAS

Cash and Investment Balances All Funds Managed by County Treasurer

For Period Ended November 30, 2016

CHECKING and INVESTMENT ACCOUNTS (continued)

TIME CERTIFICATE OF DEPOSIT(s)

All General Fund (10.) Investments

Blanco National Bank

BNB CD .. 0.45% per annum, paid monthly .. 11.07.2017 maturity	100,000.00	
BNB CD .. 0.45% per annum, paid monthly .. 02.11.2017 maturity	100,000.00	
BNB CD .. 0.45% per annum, paid monthly .. 01.02.2017 maturity	100,000.00	
BNB CD .. 0.45% per annum, paid monthly .. 07.19.2017 maturity	100,000.00	
BNB CD .. 0.45% per annum, paid monthly .. 03.07.2017 maturity	100,000.00	
BNB CD .. 0.45% per annum, paid monthly .. 09.07.2017 maturity	100,000.00	
BNB CD .. 0.45% per annum, paid monthly .. 10.07.2017 maturity	100,000.00	
BNB CD .. 0.45% per annum, paid monthly .. 05.28.2017 maturity	100,000.00	
BNB CD .. 0.45% per annum, paid monthly .. 05.28.2017 maturity	100,000.00	
BNB CD .. 0.45% per annum, paid monthly .. 08.02.2017 maturity	100,000.00	
BNB CD .. 0.45% per annum, paid monthly .. 11.02.2017 maturity	100,000.00	
BNB CD .. 0.45% per annum, paid monthly .. 12.02.2016 maturity	100,000.00	
BNB CD .. 0.45% per annum, paid monthly .. 04.18.2017 maturity	100,000.00	
BNB CD .. 0.45% per annum, paid monthly .. 11.22.2017 maturity	100,000.00	
BNB CD .. 0.45% per annum, paid monthly .. 01.30.2017 maturity	100,000.00	
BNB CD .. 0.45% per annum, paid monthly .. 01.30.2017 maturity	100,000.00	
BNB CD .. 0.45% per annum, paid monthly .. 03.05.2017 maturity	100,000.00	
BNB CD .. 0.45% per annum, paid monthly .. 04.01.2017 maturity	100,000.00	
BNB CD .. 0.45% per annum, paid monthly .. 12.01.2016 maturity	100,000.00	
BNB CD .. 0.45% per annum, paid monthly .. 04.01.2017 maturity	100,000.00	
BNB CD .. 0.45% per annum, paid monthly .. 04.01.2017 maturity	100,000.00	
BNB CD .. 0.45% per annum, paid monthly .. 04.15.2017 maturity	100,000.00	
BNB CD .. 0.45% per annum, paid monthly .. 06.01.2017 maturity	100,000.00	
BNB CD .. 0.45% per annum, paid monthly .. 06.15.2017 maturity	100,000.00	<u>2,400,000.00</u>

Security State Bank & Trust (County Depository)

SSB&T CD .. 0.35% per annum, paid monthly .. 02.11.2017 maturity	100,000.00	
SSB&T CD .. 0.35% per annum, paid monthly .. 05.02.2017 maturity	100,000.00	
SSB&T CD .. 0.35% per annum, paid monthly .. 02.28.2017 maturity	100,000.00	
SSB&T CD .. 0.40% per annum, paid monthly .. 10.29.2017 maturity	100,000.00	
SSB&T CD .. 0.35% per annum, paid monthly .. 03.04.2017 maturity	250,000.00	
SSB&T CD .. 0.35% per annum, paid monthly .. 04.01.2017 maturity	500,000.00	
SSB&T CD .. 0.40% per annum, paid monthly .. 07.01.2017 maturity	500,000.00	
SSB&T CD .. 0.40% per annum, paid monthly .. 10.01.2017 maturity	500,000.00	
SSB&T CD .. 0.35% per annum, paid monthly .. 01.01.2017 maturity	500,000.00	<u>2,650,000.00</u> <u>5,050,000.00</u>

GILLESPIE COUNTY, TEXAS

Cash and Investment Balances All Funds Managed by County Treasurer

For Period Ended November 30, 2016

CHECKING and INVESTMENT ACCOUNTS <small>(continued)</small>				
INVESTMENT POOLS ... Investment Service For Public Funds				
TexPool				
GENERAL ... Multi-Fund Account	3,497,237.13			
Deposit In Process	0.00			
Monies In Transit	<u>0.00</u>	<u>3,497,237.13</u>		
COB SERIES 2001/GORefunding SERIES 2010 ... Interest & Sinking	713.29			
Deposit In Process	0.00			
Monies In Transit	<u>0.00</u>	<u>713.29</u>		
GOB SERIES 2013 ... Jail Project	0.00			
Deposit In Process	0.00			
Monies In Transit	<u>0.00</u>	<u>0.00</u>		
TexPool sub-total			<u>3,497,950.42</u>	
Texas Class				
GOB SERIES 2013 ... Jail Project	253,325.17			
Deposit In Process	0.00			
Monies In Transit	<u>0.00</u>	<u>253,325.17</u>	<u>3,751,275.59</u>	
CHANGE FUNDS				
Under General Fund (F.10)				
Tax Office ... Teller Drawers (4)	1,200.00			
Tax Office ... Office Administration	0.00			
County Clerk	100.00			
District Clerk	100.00			
Justice of Peace No 1	200.00			
Justice of Peace No 2	200.00			
Pioneer Memorial Library	100.00			
Sheriff ... Administration	50.00			
Sheriff ... Jail Operations	50.00			
County Treasurer	1,000.00			
County Warehouse	<u>0.00</u>	<u>3,000.00</u>		
Under Sheriff Seizure (F.30)				
Sheriff ... Administrative Office	<u>1,750.00</u>	<u>1,750.00</u>		
Under County Attorney Hot Check (F.80)				
County Attorney	<u>50.00</u>	<u>50.00</u>	<u>4,800.00</u>	<u>16,765,631.26</u>

GILLESPIE COUNTY, TEXAS

**Cash and Investment Balances
 All Funds Managed by County Treasurer**

For Period Ended November 30, 2016

DISTRICT CLERK HOLDING					
HOLDING ACCOUNT (s)		CASH and INVESTMENTS			
	holding account(s)	<u>18,085.53</u>	<u>18,085.53</u>	<u>18,085.53</u>	<u>18,085.53</u>
INVESTMENT POOLS ... Investment Service For Public Funds					
	TEXPOOL ... DISTRICT CLERK HOLDING	18,085.53			
	Deposit In Process	0.00			
	Monies In Transit	<u>0.00</u>	<u>18,085.53</u>	<u>18,085.53</u>	<u>18,085.53</u>

COUNTY CLERK HOLDING					
HOLDING ACCOUNT (s)		CASH and INVESTMENTS			
	holding account(s)	<u>120,971.33</u>	<u>120,971.33</u>	<u>120,971.33</u>	<u>120,971.33</u>
INVESTMENT POOLS ... Investment Service For Public Funds					
	TEXPOOL ... COUNTY CLERK HOLDING	120,971.33			
	Deposit In Process	0.00			
	Monies In Transit	<u>0.00</u>	<u>120,971.33</u>	<u>120,971.33</u>	<u>120,971.33</u>



Laura Lundquist, C.T., C.I.O.
 Gillespie County Treasurer
 Gillespie County, Texas

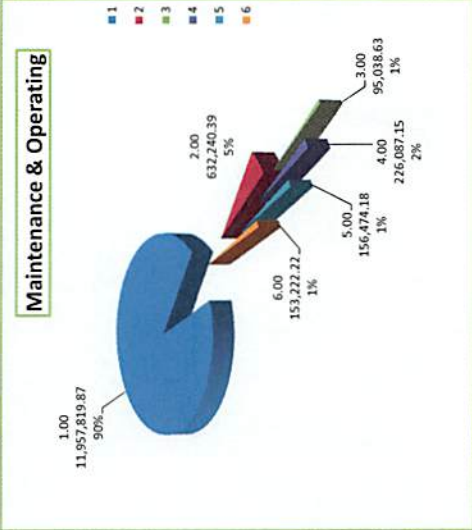
GILLESPIE COUNTY, TEXAS
STATEMENT OF
Receipts, Disbursements, Electronic Funds Transfers, Payroll, Interfund Allocations, Adjustments, and Time Investments
of County Funds Managed by County Treasurer

For the Period Ended November 30, 2016

For Current Account Period	Cash Balance as of 10/31/2016	Receipts	Disbursements	Electronic Fund Transfers	Payroll	Total Disbursements	Interfund Allocations In	Interfund Allocations Out	FY2016 Adjustments	FY2015 Adjustments	Cash Balances as of 11/30/2016	Time Investments	Adjusted Cash Balance as of 11/30/2016	For Current Account Period
GENERAL and ROAD & BRIDGE ... Maintenance & Operating Funds														
F10 General	11,675,787.23	1,548,435.85	711,040.45	266,628.78	288,733.98	1,266,403.21					11,957,819.87	5,050,000.00	6,907,819.87	F10 General
Road & Bridge Funds														
F15 County Wide	413,625.92	224,847.88	3,651.07		2,582.34	6,233.41					632,240.39		632,240.39	F15 County Wide
F16 Precinct No 1	133,566.77	44.01	20,738.51		17,833.64	38,572.15					95,038.63		95,038.63	F16 Precinct No 1
F17 Precinct No 2	245,183.46	96.52	3,407.43		15,785.40	19,192.83					226,087.15		226,087.15	F17 Precinct No 2
F18 Precinct No 3	181,488.33	69.07	5,578.95		19,504.27	25,083.22					156,474.18		156,474.18	F18 Precinct No 3
F19 Precinct No 4	235,483.43	10,316.72	75,769.24		16,808.69	92,577.93					153,222.22		153,222.22	F19 Precinct No 4
Sub-Total R&B	1,209,347.91	235,374.20	109,145.20	0.00	72,514.34	181,659.54	0.00	0.00	0.00	0.00	1,263,062.57	0.00	1,263,062.57	Sub-Total R&B
Sub-Totals General / Road & Bridge ... Maintenance & Operating Funds	12,885,135.14	1,783,810.05	820,185.65	266,628.78	361,248.32	1,448,062.75	0.00	0.00	0.00	0.00	13,220,882.44	5,050,000.00	8,170,882.44	Sub-Totals General / Road & Bridge ... Maintenance & Operating Funds

Maintenance & Operating Cash Balances by Fund As of November 30, 2016

Fund	Cash Balance
General Fund	11,957,819.87
F15 County Wide	632,240.39
F16 Precinct No 1	95,038.63
F17 Precinct No 2	226,087.15
F18 Precinct No 3	156,474.18
F19 Precinct No 4	153,222.22
Total	13,220,882.44



GILLESPIE COUNTY, TEXAS
STATEMENT OF
Receipts, Disbursements, Electronic Funds Transfers, Payroll, Interfund Allocations, Adjustments, and Time Investments
of County Funds Managed by County Treasurer

For the Period Ended November 30, 2016

For Current Account Period	Cash Balance as of 10.31.2016	Receipts	Disbursements	Electronic Fund Transfers	Payroll	Total Disbursements	Interfund Allocations In	Interfund Allocations Out	FY2016 Adjustments	FY2015 YE Adjustments	Cash Balances as of 11.30.2016	Time Investments	Adjusted Cash Balance as of 11.30.2016	For Current Account Period
-------------------------------	--	----------	---------------	------------------------------	---------	------------------------	--------------------------------	---------------------------------	-----------------------	-----------------------------	---	---------------------	---	-------------------------------

SPECIAL REVENUE													SPECIAL REVENUE	
F20 Law Library	3,358.24		2,304.00			2,304.00					1,054.24		1,054.24	F20 Law Library
F21 Lateral Road Precinct Depts														F21 Lateral Road Precinct Depts
Precinct No 1	6,658.22					0.00					6,658.22		6,658.22	Precinct No 1
Precinct No 2	6,683.25					0.00					6,683.25		6,683.25	Precinct No 2
Precinct No 3	6,658.22					0.00					6,658.22		6,658.22	Precinct No 3
Precinct No 4	6,658.22					0.00					6,658.22		6,658.22	Precinct No 4
F24 Probate	32,873.47					0.00					32,873.47		32,873.47	F24 Probate
F25 Court Reporter	3,623.11		390.00			390.00					3,233.11		3,233.11	F25 Court Reporter
F28 County Records Mgmt	69,997.06					0.00					69,997.06		69,997.06	F28 County Records Mgmt
F29 County Clerk Records Mgmt	124,252.78					0.00					124,252.78		124,252.78	F29 County Clerk Records Mgmt
F30 Sheriff Forfeiture	41,973.97	457.98				0.00					42,431.95		42,431.95	F30 Sheriff Forfeiture
F93 Sheriff Abandoned Vehicle	1,206.63	0.48				0.00					1,207.11		1,207.11	F93 Sheriff Abandoned Vehicle
F31 Justice Court Bldg Security	31,867.45					0.00					31,867.45		31,867.45	F31 Justice Court Bldg Security
F32 Courthouse Security	19,193.70					0.00					19,193.70		19,193.70	F32 Courthouse Security
F34 District Clerk Records Mgmt	8,938.00					0.00					8,938.00		8,938.00	F34 District Clerk Records Mgmt
F35 County & District Courts Technology	20,734.33					0.00					20,734.33		20,734.33	F35 County & District Courts Technology
F36 Occupancy Tax	515,815.46	33,945.01				0.00					549,760.47		549,760.47	F36 Occupancy Tax
F37 Pretrial Intervention	128,525.71					0.00					128,525.71		128,525.71	F37 Pretrial Intervention
F51 Justice Court Technology	121,782.29					0.00					121,782.29		121,782.29	F51 Justice Court Technology
F72 Airport Operating	967,916.24	10,887.55	17,794.94		6,248.70	24,043.64				0.00	954,760.15		954,760.15	F72 Airport Operating
F78 LEOSE -Sheriff	5,436.41					0.00					5,436.41		5,436.41	F78 LEOSE -Sheriff
F79 LEOSE- Constable 1	8,702.83					0.00					8,702.83		8,702.83	F79 LEOSE- Constable 1
F82 LEOSE-Constable 2	6,649.16					0.00					6,649.16		6,649.16	F82 LEOSE-Constable 2
F81 Tax Assessor-M V I	106.75					0.00					106.75		106.75	F81 Tax Assessor-M V I
F40 Sheriff Equitable Sharing	1,207.09	0.48				0.00					1,207.57		1,207.57	F40 Sheriff Equitable Sharing
Sub-Totals Special Revenue	2,140,818.59	45,291.50	20,488.94	0.00	6,248.70	26,737.64	0.00	0.00	0.00	0.00	2,159,372.45	0.00	2,159,372.45	Sub-Totals Special Revenue

GILLESPIE COUNTY, TEXAS
STATEMENT OF
Receipts, Disbursements, Electronic Funds Transfers, Payroll, Interfund Allocations, Adjustments, and Time Investments
of County Funds Managed by County Treasurer

For the Period Ended November 30, 2016

For Current Account Period	Cash Balance as of 10.31.2016	Receipts	Disbursements	Electronic Fund Transfers	Payroll	Total Disbursements	Interfund Allocations In	Interfund Allocations Out	FY2016 Adjustments	FY2015 YE Adjustments	Cash Balances as of 11.30.2016	Time Investments	Adjusted Cash Balance as of 11.30.2016
----------------------------	-------------------------------	----------	---------------	---------------------------	---------	---------------------	--------------------------	---------------------------	--------------------	-----------------------	--------------------------------	------------------	--

SPECIAL REVENUE ... GRANTS													
F11 Grants ... General - Energy Efficiency	0.00					0.00					0.00		0.00
F11 Grants ... Law Enforcement, Emergency Services P25 Compliant Radio	0.00					0.00					0.00		0.00
F54 PML ... Loan Star Grant	258.39					0.00					258.39		258.39
F54 PML ... PAC-HUG Grant	211.40					0.00					211.40		211.40
F71 Airport Capital Project Grant	15.18					0.00			0.00		15.18		15.18
Sub-Totals Special Revenue ... Grants	484.97	0.00	0.00	0.00	0.00	0.00	0.00	0.00	0.00	0.00	484.97	0.00	484.97

CERTIFICATES OF OBLIGATION BONDS and GENERAL OBLIGATION BONDS ... Project Operating Accounts													
F61 GOB Series 2013 ... Jail Project	290,213.92	188.76				0.00					290,402.68		290,402.68
Sub-Totals COB ... GOB Operating	290,213.92	188.76	0.00	0.00	0.00	0.00	0.00	0.00	0.00	0.00	290,402.68	0.00	290,402.68

CERTIFICATES OF OBLIGATION BONDS and GENERAL OBLIGATION BONDS ... Interest & Sinking Accounts													
F62 GOB Series 2013 ... Interest & Sinking	372,223.43	63,804.92				0.00					436,028.35		436,028.35
F53 COB Series 2001 / GOB Refunding Series 2013 ... Interest & Sinking	61,247.88	12,849.77	750.00			750.00					73,347.65		73,347.65
Sub-Totals COB ... GOB I&S	433,471.31	76,654.69	750.00	0.00	0.00	750.00	0.00	0.00	0.00	0.00	509,376.00	0.00	509,376.00

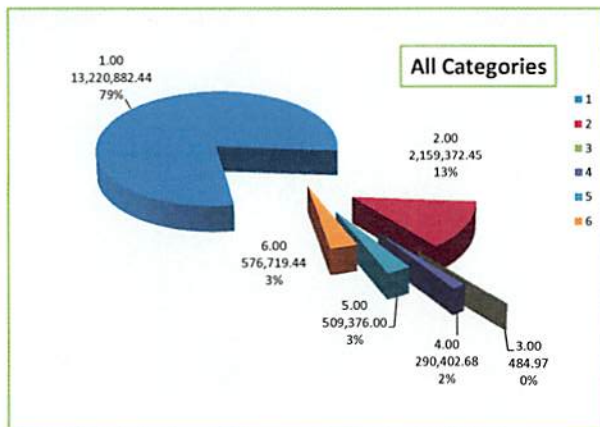
GILLESPIE COUNTY, TEXAS STATEMENT OF Receipts, Disbursements, Electronic Funds Transfers, Payroll, Interfund Allocations, Adjustments, and Time Investments of County Funds Managed by County Treasurer

For the Period Ended November 30, 2016

For Current Account Period	Cash Balance as of 10.31.2016	Receipts	Disbursements	Electronic Fund Transfers	Payroll	Total Disbursements	Interfund Allocations In	Interfund Allocations Out	FY2016 Adjustments	FY2015 YE Adjustments	Cash Balances as of 11.30.2016	Time Investments	Adjusted Cash Balance as of 11.30.2016	For Current Account Period
----------------------------	-------------------------------	----------	---------------	---------------------------	---------	---------------------	--------------------------	---------------------------	--------------------	-----------------------	--------------------------------	------------------	--	----------------------------

TRUST and AGENCY														
F22 Criminal Justice	9,338.35	(7,079.35)				0.00					2,259.00		2,259.00	F22 Criminal Justice
F27 Waste Water	360.00	210.00				0.00					570.00		570.00	F27 Waste Water
F80 County Attorney Hot Check	5,062.26	1,976.02	2,536.55			2,536.55					4,501.73		4,501.73	F80 County Attorney Hot Check
F89 McDermott (PML)	110,515.27	44.60				0.00					110,559.87		110,559.87	F89 McDermott (PML)
F92 Breiten (PML)	199,218.20	79.85	1,377.80			1,377.80					197,920.25		197,920.25	F92 Breiten (PML)
F85 Justice Of Peace 1	25,568.18	13,200.41	1,329.64			1,329.64					37,438.95		37,438.95	F85 Justice Of Peace 1
F86 Justice Of Peace 2	18,855.98	12,841.55	335.70			335.70					31,361.83		31,361.83	F86 Justice Of Peace 2
F83 Appellate Judicial	0.00					0.00					0.00		0.00	F83 Appellate Judicial
F84 Alternative Dispute Resolution	0.00					0.00					0.00		0.00	F84 Alternative Dispute Resolution
F90 Unclaimed Monies	57,079.39					0.00					57,079.39		57,079.39	F90 Unclaimed Monies
F94 County Clerk Operating	44,437.14	32,464.41				0.00					76,901.55		76,901.55	F94 County Clerk Operating
F95 District Clerk Operating	51,984.31	13,595.56	7,453.00			7,453.00					58,126.87		58,126.87	F95 District Clerk Operating
Sub-Totals Trust and Agency	522,419.08	67,333.05	13,032.69	0.00	0.00	13,032.69	0.00	0.00	0.00	0.00	576,719.44	0.00	576,719.44	Sub-Totals Trust and Agency

TOTALS ALL FUNDS	16,272,543.01	1,973,278.05	854,457.28	266,628.78	367,497.02	1,488,583.08	0.00	0.00	0.00	0.00	16,757,237.98	5,050,000.00	11,707,237.98	TOTALS ALL FUNDS
-------------------------	----------------------	---------------------	-------------------	-------------------	-------------------	---------------------	-------------	-------------	-------------	-------------	----------------------	---------------------	----------------------	-------------------------



Cash Balances by Category
As of November 30, 2016

13,220,882.44	Maintenance & Operating
2,159,372.45	Special Revenue
484.97	Special Revenue ... Grants
290,402.68	Certificates of Obligation Bonds & General Obligation Bonds ... Project Operating
509,376.00	Certificates of Obligation Bonds & General Obligation Bonds ... Interest & Sinking
576,719.44	Trust and Agency
16,757,237.98	

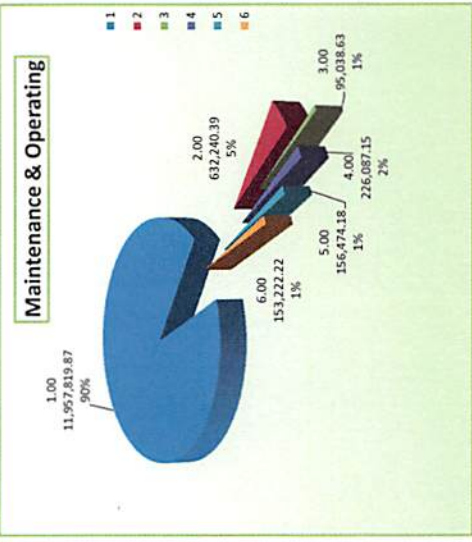
GILLESPIE COUNTY, TEXAS
STATEMENT OF
Receipts, Disbursements, Electronic Funds Transfers, Payroll, Interfund Allocations, Adjustments, and Time Investments
of County Funds Managed by County Treasurer

Fiscal Year to Date as of Period Ended November 30, 2016

For Current Account Period	Cash Balance as of 09.30.2016	Receipts	Disbursements	Electronic Fund Transfers	Payroll	Total Disbursements	Interfund Allocations In	Interfund Allocations Out	FY2016 Adjustments	FY2015 YE Adjustments	Cash Balances as of 11.30.2016	Time Investments	Adjusted Cash Balance as of 11.30.2016	For Current Account Period
GENERAL and ROAD & BRIDGE ... Maintenance & Operating Funds														
F10 General	12,334,694.04	1,983,096.45	1,209,539.85	549,647.70	600,783.07	2,359,970.62					11,957,819.87	5,050,000.00	6,907,819.87	F10 General
Road & Bridge Funds														
F15 County Wide	348,372.04	295,146.63	6,168.36		5,109.92	11,278.28					632,240.39		632,240.39	Road & Bridge Funds
F16 Precinct No 1	299,702.39	44.01	165,557.39		39,150.38	204,707.77					95,038.63		95,038.63	F15 County Wide
F17 Precinct No 2	306,892.17	97.29	44,350.89		36,551.42	80,902.31					226,087.15		226,087.15	F16 Precinct No 1
F18 Precinct No 3	298,810.08	77.17	81,782.84		60,630.23	142,413.07					156,474.18		156,474.18	F17 Precinct No 2
F19 Precinct No 4	298,831.13	10,319.72	119,629.34		36,299.29	155,928.63					153,222.22		153,222.22	F18 Precinct No 3
Sub-Total R&B	1,552,007.81	305,064.82	417,468.82	0.00	177,741.24	595,230.96	0.00	0.00	0.00	0.00	1,263,062.57	0.00	1,263,062.57	F19 Precinct No 4
Sub-Totals General / Road & Bridge ... Maintenance & Operating Funds	13,887,301.85	2,288,781.27	1,627,028.67	549,647.70	778,524.31	2,955,200.68	0.00	0.00	0.00	0.00	13,220,882.44	5,050,000.00	8,170,882.44	Sub-Totals General / Road & Bridge ... Maintenance & Operating Funds

Maintenance & Operating Cash Balances by Fund As of November 30, 2016

Fund	Cash Balance
General Fund	11,957,819.87
F15 County Wide	632,240.39
F16 Precinct No 1	95,038.63
F17 Precinct No 2	226,087.15
F18 Precinct No 3	156,474.18
F19 Precinct No 4	153,222.22
Total	13,220,882.44



GILLESPIE COUNTY, TEXAS
STATEMENT OF
Receipts, Disbursements, Electronic Funds Transfers, Payroll, Interfund Allocations, Adjustments, and Time Investments
of County Funds Managed by County Treasurer

Fiscal Year to Date as of Period Ended November 30, 2016

For Current Account Period	Cash Balance as of 09.30.2016	Receipts	Disbursements	Electronic Fund Transfers	Payroll	Total Disbursements	Interfund Allocations In	Interfund Allocations Out	FY2016 Adjustments	FY2015 YE Adjustments	Cash Balances as of 11.30.2016	Time Investments	Adjusted Cash Balance as of 11.30.2016	For Current Account Period
SPECIAL REVENUE														
F20 Law Library	2,467.24	1,435.00	2,848.00			2,848.00					1,054.24		1,054.24	F20 Law Library
F21 Lateral Road Precinct Depts														F21 Lateral Road Precinct Depts
Precinct No 1	13,291.39	6,658.22	13,291.39			13,291.39					6,658.22		6,658.22	Precinct No 1
Precinct No 2	25.04	6,658.21				0.00					6,683.25		6,683.25	Precinct No 2
Precinct No 3	6,658.22	6,658.22	6,658.22			6,658.22					6,658.22		6,658.22	Precinct No 3
Precinct No 4	0.00	6,658.22				0.00					6,658.22		6,658.22	Precinct No 4
F24 Probate	32,528.47	345.00				0.00					32,873.47		32,873.47	F24 Probate
F25 Court Reporter	3,248.11	375.00	390.00			390.00					3,233.11		3,233.11	F25 Court Reporter
F28 County Records Mgmt	69,004.06	993.00				0.00					69,997.06		69,997.06	F28 County Records Mgmt
F29 County Clerk Records Mgmt	117,867.78	6,385.00				0.00					124,252.78		124,252.78	F29 County Clerk Records Mgmt
F30 Sheriff Forfeiture	41,956.71	475.24				0.00					42,431.95		42,431.95	F30 Sheriff Forfeiture
F93 Sheriff Abandoned Vehicle	1,206.15	0.96				0.00					1,207.11		1,207.11	F93 Sheriff Abandoned Vehicle
F31 Justice Court Bldg Security	31,719.70	147.75				0.00					31,867.45		31,867.45	F31 Justice Court Bldg Security
F32 Courthouse Security	17,774.07	1,420.09	0.46			0.46					19,193.70		19,193.70	F32 Courthouse Security
F34 District Clerk Records Mgmt	8,791.19	146.81				0.00					8,938.00		8,938.00	F34 District Clerk Records Mgmt
F35 County & District Courts Technology	20,360.61	373.72				0.00					20,734.33		20,734.33	F35 County & District Courts Technology
F36 Occupancy Tax	608,412.96	107,418.51	166,071.00			166,071.00					549,760.47		549,760.47	F36 Occupancy Tax
F37 Pretrial Intervention	127,525.71	1,000.00				0.00					128,525.71		128,525.71	F37 Pretrial Intervention
F51 Justice Court Technology	121,167.37	614.92				0.00					121,782.29		121,782.29	F51 Justice Court Technology
F72 Airport Operating	952,258.99	34,563.96	19,721.06		12,341.74	32,062.80					954,760.15		954,760.15	F72 Airport Operating
F78 LEOSE -Sheriff	5,436.41					0.00					5,436.41		5,436.41	F78 LEOSE -Sheriff
F79 LEOSE- Constable 1	8,702.83					0.00					8,702.83		8,702.83	F79 LEOSE- Constable 1
F82 LEOSE-Constable 2	6,649.16					0.00					6,649.16		6,649.16	F82 LEOSE-Constable 2
F81 Tax Assessor-M V I	106.75					0.00					106.75		106.75	F81 Tax Assessor-M V I
F40 Sheriff Equitable Sharing	1,206.61	0.96				0.00					1,207.57		1,207.57	F40 Sheriff Equitable Sharing
Sub-Totals Special Revenue	2,198,365.53	182,328.79	208,980.13	0.00	12,341.74	221,321.87	0.00	0.00	0.00	0.00	2,159,372.45	0.00	2,159,372.45	Sub-Totals Special Revenue

GILLESPIE COUNTY, TEXAS
STATEMENT OF
Receipts, Disbursements, Electronic Funds Transfers, Payroll, Interfund Allocations, Adjustments, and Time Investments
of County Funds Managed by County Treasurer

Fiscal Year to Date as of Period Ended November 30, 2016

For Current Account Period	Cash Balance as of 09.30.2016	Receipts	Disbursements	Electronic Fund Transfers	Payroll	Total Disbursements	Interfund Allocations In	Interfund Allocations Out	FY2016 Adjustments	FY2015 YE Adjustments	Cash Balances as of 11.30.2016	Time Investments	Adjusted Cash Balance as of 11.30.2016	For Current Account Period
----------------------------	-------------------------------	----------	---------------	---------------------------	---------	---------------------	--------------------------	---------------------------	--------------------	-----------------------	--------------------------------	------------------	--	----------------------------

SPECIAL REVENUE ... GRANTS														
F11 Grants - General - Energy Efficiency	0.00					0.00					0.00		0.00	
F11 Grants ... Law Enforcement, Emergency Services P25 Compliant Radio	0.00					0.00					0.00		0.00	
F54 PML ... Loan Star Grant	258.39					0.00					258.39		258.39	
F54 PML ... PAC-HUG Grant	211.40					0.00					211.40		211.40	
F71 Airport Capital Project Grant	15.18					0.00				0.00	15.18		15.18	
Sub-Totals Special Revenue .. Grants	484.97	0.00	0.00	0.00	0.00	0.00	0.00	0.00	0.00	0.00	484.97	0.00	484.97	Special Revenue .. Grants

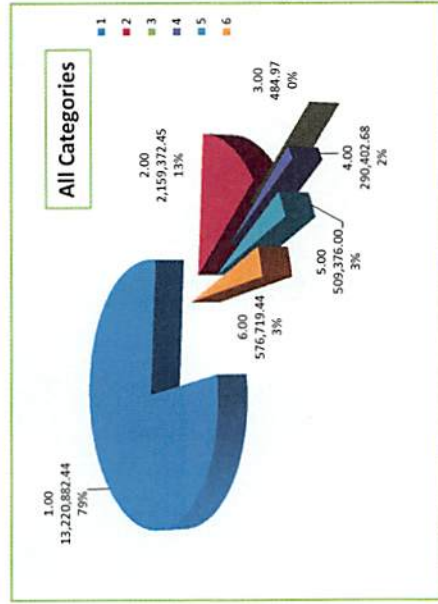
CERTIFICATES OF OBLIGATION BONDS and GENERAL OBLIGATION BONDS ... Project Operating Accounts														
F61 GOB Series 2013 ... Jail Project	290,019.50	383.18				0.00					290,019.50		290,402.68	F61 GOB Series 2013 ... Jail Project
Sub-Totals COB ... GOB Operating	290,019.50	383.18	0.00	0.00	0.00	0.00	0.00	0.00	0.00	0.00	290,402.68	0.00	290,402.68	Sub-Totals COB ... GOB Operating

CERTIFICATES OF OBLIGATION BONDS and GENERAL OBLIGATION BONDS ... Interest & Sinking Accounts														
F62 GOB Series 2013 ... Interest & Sinking	367,170.78	68,857.57				0.00					436,028.35		436,028.35	F62 GOB Series 2013 ... Interest & Sinking
F53 COB Series 2001 / GOB Refunding Series 2013 ... Interest & Sinking	60,224.16	13,873.49	750.00			750.00					73,347.65		73,347.65	F53 COB Series 2001 / GOB Refunding Series 2013 ... Interest & Sinking
Sub-Totals COB ... GOB I&S	427,394.94	82,731.06	750.00	0.00	0.00	750.00	0.00	0.00	0.00	0.00	509,376.00	0.00	509,376.00	Sub-Totals COB ... GOB I&S

GILLESPIE COUNTY, TEXAS
STATEMENT OF
Receipts, Disbursements, Electronic Funds Transfers, Payroll, Interfund Allocations, Adjustments, and Time Investments
of County Funds Managed by County Treasurer

Fiscal Year to Date as of Period Ended November 30, 2016

For Current Account Period	Cash Balance as of 09.30.2016	Receipts	Disbursements	Electronic Fund Transfers	Payroll	Total Disbursements	Interfund Allocations In	Interfund Allocations Out	FY2016 Adjustments	FY2015 YE Adjustments	Cash Balances as of 11.30.2016	Time Investments	Adjusted Cash Balance as of 11.30.2016	For Current Account Period
TRUST and AGENCY														TRUST and AGENCY
F22 Criminal Justice	54,932.91	19,694.42	565.02	71,803.31		72,368.33					2,259.00		2,259.00	F22 Criminal Justice
F27 Waste Water	730.00	410.00	570.00			570.00					570.00		570.00	F27 Waste Water
F80 County Attorney Hot Check	7,577.51	5,137.73	8,213.51			8,213.51					4,501.73		4,501.73	F80 County Attorney Hot Check
F89 McDermott (PML)	110,471.53	88.34				0.00					110,559.87		110,559.87	F89 McDermott (PML)
F82 Breiten (PML)	201,971.34	159.05	4,210.14			4,210.14					197,920.25		197,920.25	F82 Breiten (PML)
F85 Justice Of Peace 1	35,430.40	29,902.10	27,893.55			27,893.55					37,438.95		37,438.95	F85 Justice Of Peace 1
F88 Justice Of Peace 2	15,777.64	30,939.78	15,355.59			15,355.59					31,361.83		31,361.83	F88 Justice Of Peace 2
F83 Appellate Judicial	1,156.16	205.00	1,361.16			1,361.16					0.00		0.00	F83 Appellate Judicial
F84 Alternative Dispute Resolution	1,857.31	515.00	2,372.31			2,372.31					0.00		0.00	F84 Alternative Dispute Resolution
F90 Unclaimed Monies	57,058.39	21.00				0.00					57,079.39		57,079.39	F90 Unclaimed Monies
F94 County Clerk Operating	54,774.79	75,922.55	53,795.79			53,795.79					76,901.55		76,901.55	F94 County Clerk Operating
F95 District Clerk Operating	48,925.35	32,521.04	23,319.52			23,319.52					58,126.87		58,126.87	F95 District Clerk Operating
Sub-Totals Trust and Agency	590,663.33	195,516.01	137,656.59	71,803.31	0.00	209,459.90	0.00	0.00	0.00	0.00	576,719.44	0.00	576,719.44	Sub-Totals Trust and Agency
TOTALS ALL FUNDS	17,394,230.12	2,749,740.31	1,974,415.39	621,451.01	790,866.05	3,386,732.45	0.00	0.00	0.00	0.00	16,757,237.98	5,050,000.00	11,707,237.98	TOTALS ALL FUNDS



**FY2016-2017
GILLESPIE COUNTY, TEXAS
STATEMENT OF
Fund Cash/ Investment Balances of All County Funds Managed By County Treasurer**

FUND DESCRIPTION ACTIVE FUNDS		FY2017	FY2016	FY2015	FY2014	FY2013	FY2012	FY2011	FY2010	FY2009	FY2008	FY2007	FY2006	FY2005	
		As of 11.30.2016						As Of Fiscal Year Ending Date							
GENERAL and ROAD & BRIDGE Maintenance & Operating															
F10	General Fund														
	All Departments	11,957,819.87	12,334,694.04	10,425,972.66	9,427,791.73	7,929,967.87	6,382,410.44	7,099,577.50	8,058,141.42	9,262,263.41	8,857,295.99	7,871,493.01	6,391,051.39	4,764,571.70	
Road & Bridge															
F15	County Wide	632,240.39	348,372.04	341,842.65	378,620.01	285,411.34	269,007.62	247,933.84	231,323.63	415,645.89	590,087.10	266,135.87	214,879.76	325,631.63	
F16	Precinct No 1	95,038.63	299,702.39	268,572.55	241,992.22	241,285.37	245,176.66	314,264.01	419,950.01	310,192.73	159,578.97	288,106.85	214,159.86	146,948.45	
F17	Precinct No 2	226,087.15	306,892.17	267,713.97	250,708.69	263,049.77	258,790.65	290,025.28	437,336.83	225,655.61	238,217.17	214,371.88	129,291.12	143,620.74	
F18	Precinct No 3	156,474.18	298,810.08	268,676.90	143,588.42	266,091.82	255,513.57	302,798.14	356,974.50	189,553.20	94,153.92	261,697.98	131,482.78	89,710.29	
F19	Precinct No 4	153,222.22	298,831.13	269,015.94	228,968.64	296,509.28	242,510.97	296,473.77	334,265.94	297,466.40	205,119.63	294,441.60	144,424.27	87,076.99	
	Road & Bridge Sub-Totals	1,263,062.57	1,552,607.81	1,415,822.01	1,243,877.98	1,352,347.58	1,270,999.47	1,451,495.04	1,779,850.91	1,438,513.83	1,287,156.79	1,324,754.18	834,237.79	792,988.10	
Sub-Totals General and Road & Bridge Maintenance & Operating		13,220,882.44	13,887,301.85	11,841,794.67	10,671,669.71	9,282,315.45	7,653,409.91	8,551,072.54	9,837,992.33	10,700,777.24	10,144,452.78	9,196,247.19	7,225,289.18	5,557,559.80	

**FY2016-2017
GILLESPIE COUNTY, TEXAS
STATEMENT OF
Fund Cash/ Investment Balances of All County Funds Managed By County Treasurer**

FUND DESCRIPTION ACTIVE FUNDS		FY2017	FY2016	FY2015	FY2014	FY2013	FY2012	FY2011	FY2010	FY2009	FY2008	FY2007	FY2006	FY2005
As Of Fiscal Year Ending Date														
SPECIAL REVENUE														
F20	Law Library	1,054.24	2,467.24	7,760.46	13,480.79	22,378.86	28,338.91	39,192.23	43,400.98	41,852.55	42,419.59	40,079.68	36,066.66	31,284.42
F21	Lateral Road Precinct Depts										31,328.62	18,897.94	0.00	12,377.05
	Precinct No 1	6,658.22	13,291.39	6,633.18	0.00	0.00	0.00	0.00	0.00	0.00				
	Precinct No 2	6,683.25	25.04	0.00	0.00	0.00	0.00	0.00	0.00	0.00				
	Precinct No 3	6,658.22	6,658.22	0.00	0.00	0.00	0.00	0.00	0.00	0.00				
	Precinct No 4	6,658.22	0.00	0.00	0.00	0.00	0.00	0.00	0.00	0.00				
F24	Probate Training	32,873.47	32,528.47	29,772.98	26,340.90	23,622.04	19,141.40	16,237.87	12,211.95	9,105.91	5,897.08	3,645.71	3,765.83	3,195.83
F25	Court Reporter Service	3,233.11	3,248.11	467.33	236.68	2,457.15	772.43	531.72	3,586.72	3,925.99	4,749.95	4,047.90	5,121.28	5,477.58
F28	County Records Mgt	69,997.06	69,004.06	91,506.18	83,503.81	75,768.96	68,085.54	60,798.05	85,746.02	83,499.27	78,601.53	67,393.03	58,717.22	51,017.76
F29	County Clerk Rcds Mgt	124,252.78	117,867.78	103,515.09	86,517.49	60,025.77	49,201.97	50,654.52	68,198.97	73,472.48	70,443.27	82,242.00	72,150.57	72,669.38
F30	Sheriff Forfeiture	42,431.95	41,956.71	37,627.93	15,712.92	15,899.44	11,441.71	7,858.55	9,611.45	9,686.21	7,929.49	7,672.56	7,249.58	5,649.05
F93	Sheriff Abandoned Vehicle	1,207.11	1,206.15	1,201.61	1,199.37	1,197.57	1,195.50	1,193.43	1,191.12	1,188.59				
F31	Justice Court Bldg Security	31,867.45	31,719.70	29,522.59	27,149.25	24,171.38	21,074.90	18,274.01	14,515.70	10,916.77	7,584.19	4,002.12	1,179.63	
F32	Courthouse Security	19,193.70	17,774.07	2,097.39	12,630.03	44,053.70	71,743.76	102,026.09	130,994.24	144,526.10	135,480.79	121,098.83	107,026.56	97,568.68
F34	Distist Clerk Records Mgmt	8,938.00	8,791.19	7,114.22	5,630.28	5,335.50	3,698.05	5,990.38	4,439.59	2,786.99	1,052.78	1,379.12	3,360.24	2,440.00
F35	County & District Courts Technology	20,734.33	20,360.61	16,756.67	13,523.64	11,667.87	8,337.60	5,132.39	1,816.93					
F36	Occupacy Tax	549,760.47	608,412.96	538,177.10	447,100.78	390,614.91	338,673.95	308,813.75	320,237.64	317,065.36	247,888.90	119,121.10	0.00	
F37	Pretrial Intervention	128,525.71	127,525.71	123,025.71	123,025.71	122,525.71	114,790.71	66,662.71	28,926.64	13,800.00	7,300.00			
F51	Justice Court Technology	121,782.29	121,167.37	112,119.89	102,554.58	90,599.26	78,070.58	74,024.21	58,891.29	45,290.75	33,688.80	21,166.16	9,714.42	4,805.84
F72	Airport Operating	954,760.15	952,258.99	1,037,772.61	598,769.47	573,788.08	89,165.48	23,728.30	11,341.82	73,880.94	31,324.65	16,738.96	39,251.50	24,529.76
F78	LEOSE-Sheriff	5,436.41	5,436.41	4,028.28	2,058.58	0.00	1,126.08	4,026.08	2,976.21	7,014.12	5,446.60	4,467.33	3,818.12	2,074.71
F79	LEOSE-Constable 1	8,702.83	8,702.83	8,038.15	7,379.00	6,728.73	6,728.73	6,748.73	6,086.06	5,498.36	4,837.67	4,167.79	3,560.06	2,890.67
F82	LEOSE-Constable 2	6,649.16	6,649.16	5,984.48	6,105.88	5,455.61	5,455.61	5,455.61	5,537.84	5,421.92	4,761.23	4,091.35	3,785.87	3,116.48
F81	Tax Assessor M V I	106.75	106.75	106.75	106.75	106.75	106.75	95.92	73.66	73.66	0.00	2,290.79	2,178.41	1,833.73
F40	Sheriff Equitable Sharing	1,207.57	1,206.61	1,202.07	1,200.17									
	Sub-Totals Special Revenue	2,159,372.45	2,198,365.53	2,164,430.67	1,574,226.08	1,476,397.29	917,149.66	797,444.55	809,784.83	849,005.97	720,735.14	522,502.37	356,945.95	320,930.94

FY2016-2017
GILLESPIE COUNTY, TEXAS
STATEMENT OF
Fund Cash/ Investment Balances of All County Funds Managed By County Treasurer

FUND DESCRIPTION ACTIVE FUNDS	FY2017	FY2016	FY2015	FY2014	FY2013	FY2012	FY2011	FY2010	FY2009	FY2008	FY2007	FY2006	FY2005
----------------------------------	--------	--------	--------	--------	--------	--------	--------	--------	--------	--------	--------	--------	--------

As Of Fiscal Year Ending Date

SPECIAL REVENUE ... GRANTS

F11	Grants ... General - Energy Efficiency	0.00	0.00	0.00	0.00	0.00	0.00	38.98					
F11	Grants ... Law Enforcement, Emergency Services P25 Compliant Radio	0.00	0.00	0.00	75,248.14	(78,346.14)	0.00						
F54	PML...Loan Star Grant	258.39	258.39	258.39	258.39	258.39	258.39	258.39	254.04	345.29	522.91	293.50	65.12
F54	PML...PAC-HUG Grant	211.40	211.40	211.40	211.40	211.40	211.40	211.40	211.40	211.06	209.40	6,634.72	6,307.45
F71	Airport Capital Project Grant	15.18	15.18	15.18	15.18	11,795.25							
	Sub-Totals												
	Special Revenue ... Grants	484.97	484.97	484.97	75,733.11	(66,081.10)	469.79	508.77	465.44	556.35	732.31	6,928.22	6,372.57

CERTIFICATES OF OBLIGATION BONDS and GENERAL OBLIGATION BONDS
Operating Accounts

F61	GOB Series 2013 ... Jail Project	290,402.68	290,019.50	491,873.19	5,249,856.00	13,952,401.46							
	Sub-Totals												
	COB ... GOB Operating	290,402.68	290,019.50	491,873.19	5,249,856.00	13,952,401.46	0.00	0.00	0.00	0.00	0.00	0.00	0.00

CERTIFICATES OF OBLIGATION BONDS and GENERAL OBLIGATION BONDS
Interest & Sinking Accounts

F62	GOB Series 2013 ... Interest & Sinking	436,028.35	367,170.78	176,091.44	186,733.10	33,431.94							
F53	COB Series 2001 / GOB Refunding Series 2013 ... Interest & Sinking	73,347.65	60,224.16	22,393.57	30,914.07	37,851.74	30,199.42	28,061.84	2,624.28	8,069.04	82,110.37	95,558.09	31,073.48
	Sub-Totals												
	COB ... GOB I&S	509,376.00	427,394.94	198,485.01	217,647.17	71,283.68	30,199.42	28,061.84	2,624.28	8,069.04	82,110.37	95,558.09	31,073.48

FY2016-2017
GILLESPIE COUNTY, TEXAS
STATEMENT OF
Fund Cash/ Investment Balances of All County Funds Managed By County Treasurer

FUND DESCRIPTION ACTIVE FUNDS	FY2017	FY2016	FY2015	FY2014	FY2013	FY2012	FY2011	FY2010	FY2009	FY2008	FY2007	FY2006	FY2005
----------------------------------	--------	--------	--------	--------	--------	--------	--------	--------	--------	--------	--------	--------	--------

As Of Fiscal Year Ending Date

TRUST and AGENCY														
F22	Criminal Justice	2,259.00	54,932.91	54,332.95	56,439.35	62,059.07	51,843.04	61,241.11	72,063.98	65,435.27	86,647.15	71,204.17	56,514.01	47,492.20
F27	Waste Water	570.00	730.00	650.00	610.00	500.00	660.00	450.00	630.00	590.00	910.00	300.00	2,500.00	1,090.00
F80	County Attorney Hot Check	4,501.73	7,577.51	11,784.05	11,142.69	17,676.23	21,388.16	14,191.24	6,555.71	23,288.36	13,177.74	8,791.79	9,641.14	9,240.53
F89	McDermott (PML)	110,559.87	110,471.53	138,721.86	144,339.67	145,002.86	144,748.09	155,460.28	157,606.59	157,267.26	155,991.94	150,937.08	143,185.65	138,423.71
F92	Breiten (PML)	197,920.25	201,971.34	207,231.35	213,777.98	232,518.32	242,104.78	263,175.02	295,903.52	295,266.14	292,871.78	283,381.35	374,330.42	416,034.73
F85	Justice Peace No 1	37,438.95	35,430.40	39,391.40	36,196.17	38,870.87	32,802.78	31,544.44	42,704.30	27,861.46	32,606.50	31,714.74	31,364.72	20,388.07
F86	Justice Peace No 2	31,361.83	15,777.64	16,066.07	25,655.83	23,579.31	23,495.92	25,400.31	30,650.37	26,998.27	29,161.96	34,657.77	22,634.54	22,782.46
F83	Appellate Judicial	0.00	1,156.16	777.34	703.81	1,315.45	1,354.03	1,180.92	1,181.94	1,075.75	1,547.53	1,154.53	1,161.47	819.50
F84	Alternative Dispute	0.00	1,857.31	2,195.50	720.00	1,796.86	1,493.98	2,087.71	1,840.22	1,664.85	1,697.66	2,052.55	2,024.68	6,530.00
F90	Unclaimed Monies	57,079.39	57,058.39	54,211.45	55,949.27	50,746.77	48,698.94	47,544.20	47,757.66	46,394.14	43,344.41	36,840.41	5,213.28	4,961.20
F94	County Clerk Operating	76,901.55	54,774.79	42,645.44	43,947.02	33,039.61	38,409.66	32,375.08	41,376.98					
F95	District Clerk Operating	58,126.87	48,925.35	71,669.36	86,979.66	41,113.16	41,651.53	48,532.38	47,975.16					
	Sub-Totals Trust & Agency	576,719.44	590,663.33	639,676.77	676,461.45	648,218.51	648,650.91	683,182.69	746,246.43	645,841.50	657,956.67	621,034.39	648,569.91	667,762.40

TOTALS ALL ACTIVE FUNDS	FY2017	FY2016	FY2015	FY2014	FY2013	FY2012	FY2011	FY2010	FY2009	FY2008	FY2007	FY2006	FY2005
	16,757,237.98	17,394,230.12	15,336,745.28	18,465,593.52	25,364,535.29	9,249,879.69	10,060,270.39	11,397,113.31	12,204,250.10	11,605,987.27	10,442,270.26	8,268,251.09	6,569,541.83

As Of Fiscal Year Ending Date

**FY2016-2017
GILLESPIE COUNTY, TEXAS
STATEMENT OF
Fund Cash/ Investment Balances of All County Funds Managed By County Treasurer**

FUND DESCRIPTION INACTIVE FUNDS	FY2017	FY2016	FY2015	FY2014	FY2013	FY2012	FY2011	FY2010	FY2009	FY2008	FY2007	FY2006	FY2005
------------------------------------	--------	--------	--------	--------	--------	--------	--------	--------	--------	--------	--------	--------	--------

As of 11.30.2016

As Of Fiscal Year Ending Date

INACTIVE FUNDS															
F99	Light Up The Block			0.00	3.48	3.48	3.48	3.48	3.48	73.05	90.54	47.76	0.00	0.00	
F87	Flora Eckert						0.00	0.00	2,633.35	4,511.42	6,484.28	6,274.17	5,951.99	5,682.06	
F49	Homeland Security (2)						0.00	0.00	0.00	0.00	0.00	0.00	0.00	0.00	
F50	Homeland Security						0.00	0.00	0.00	0.00	0.00	100.00	0.00		
F88	Krikorian						0.00	0.00	28,000.00	26,700.71	25,835.51	25,117.93	24,942.10		
F38	Intoxication/Drug Court						0.00	0.00	0.00	869.40					
F33	Graffiti Eradication						0.00	0.00	0.00	0.00	0.00	0.00	0.00	0.00	
F52	COB Series 2001						0.00	0.00	0.00	0.00	0.00	0.00	0.00	0.00	
F--	County Court Records Archive...								0.00	0.00	0.00	0.00	0.00	0.00	
F55	TIF Grant														
F56	1997 TCHCA-Fbg														
F74	Airport Economic														
F60	Post Office Certificates														
F26	Historical Commission														
F57	Harper-1996TCDP														
F58	Stonewall Grant #2														
F59	Stonewall Grant #1														
F91	DWI Educational														
F73	Airport Master														
F14	Internal Inventory														
TOTALS ALL INACTIVE FUNDS		0.00	0.00	0.00	0.00	0.00	0.00	0.00	0.00	2,633.35	32,511.42	34,054.39	32,109.68	31,169.92	30,624.16

TOTALS ALL FUNDS		16,757,237.98	17,394,230.12	15,336,745.28	18,465,593.52	25,364,535.29	9,249,879.69	10,060,270.39	11,399,746.66	12,236,761.52	11,640,041.66	10,474,379.94	8,299,421.01	6,600,165.99
		FY2017	FY2016	FY2015	FY2014	FY2013	FY2012	FY2011	FY2010	FY2009	FY2008	FY2007	FY2006	FY2005
		As of 11.30.2016												As Of Fiscal Year Ending Date

GILLESPIE COUNTY, TEXAS
STATEMENT OF
Maintenance & Operating Accounts

		FY2017 as of 11.30.2016	FY2016	FY2015	FY2014	FY2013	FY2012	FY2011	FY2010	FY2009	FY2008	FY2007	FY2006	FY2005	FY2004
		As Of Fiscal Year Ending Date													
GENERAL and ROAD & BRIDGE Maintenance & Operating		Revenues Inclusive Interfund Allocations													
General M&O															
F10	General Fund	1,983,096.45	15,277,118.38	14,328,862.53	12,755,375.08	12,660,309.58	10,657,906.95	10,270,640.00	10,012,774.28	10,028,550.21	9,924,012.18	9,490,558.36	8,835,351.86	7,552,137.53	6,694,818.95
	General Fund Over/(Under) Prior Period	(13,294,021.93)	948,255.85	1,573,487.45	95,065.50	2,002,402.63	387,266.95	257,865.72	(15,775.93)	104,538.03	433,453.82	655,206.50	1,283,214.33	857,318.58	
	General Fund Cumulative Change for Periods Shown	(4,711,722.50)	8,582,299.43	7,634,043.58	6,060,556.13	5,965,490.63	3,963,088.00	3,575,821.05	3,317,955.33	3,333,731.26	3,229,193.23	2,795,739.41	2,140,532.91	857,318.58	
Road & Bridge M&O															
F15	County Wide	295,146.63	2,689,183.71	2,505,423.71	2,340,392.13	2,406,186.26	2,332,689.79	2,238,480.99	2,655,743.60	2,455,013.90	2,407,977.22	1,729,457.34	1,503,999.95	1,460,739.18	1,803,469.90
F16	Precinct No 1	44.01	672,953.29	553,250.36	562,311.15	535,823.96	495,287.80	435,659.70	744,672.18	777,666.49	466,454.42	389,503.85	464,726.41	353,441.58	363,007.70
F17	Precinct No 2	97.29	559,516.98	501,916.42	470,090.32	458,483.76	393,971.07	360,599.55	696,129.62	488,100.77	437,920.95	414,722.93	340,778.11	382,243.78	249,193.16
F18	Precinct No 3	77.17	573,953.02	835,249.40	653,606.04	774,237.93	893,200.46	815,249.25	827,083.23	773,976.99	580,570.58	415,908.20	451,128.21	381,907.46	446,687.99
F19	Precinct No 4	<u>10,319.72</u>	<u>586,899.98</u>	<u>518,659.61</u>	<u>444,169.11</u>	<u>503,497.57</u>	<u>395,510.13</u>	<u>490,546.26</u>	<u>554,193.35</u>	<u>558,733.58</u>	<u>486,036.38</u>	<u>388,009.34</u>	<u>303,825.82</u>	<u>350,971.44</u>	<u>248,722.06</u>
	Sub-Total R&B	305,684.82	5,082,506.98	4,914,499.50	4,470,568.75	4,678,229.48	4,510,659.25	4,340,535.75	5,477,821.98	5,053,491.73	4,378,569.55	3,337,601.66	3,064,458.50	2,929,303.44	3,111,080.81
	Road & Bridge Over/(Under) Prior Period	(4,776,822.16)	168,007.48	443,930.75	(207,660.73)	167,570.23	170,123.50	(1,137,286.23)	424,330.25	674,532.18	1,041,357.89	273,143.16	135,155.06	(181,777.37)	
	Road & Bridge Cumulative Change for Periods Shown	(2,805,395.99)	1,971,426.17	1,803,418.69	1,359,487.94	1,567,148.67	1,399,578.44	1,229,454.94	2,366,741.17	1,942,410.92	1,267,878.74	226,520.85	(46,622.31)	(181,777.37)	
Overall Totals															
General / Road & Bridge M&O		2,288,781.27	20,359,625.36	19,243,362.03	17,225,943.83	17,338,539.06	15,168,566.20	14,611,175.75	15,490,596.26	15,082,041.94	14,302,971.73	12,828,160.02	11,899,810.36	10,481,440.97	9,805,899.76
	Overall Over/(Under) Prior Period	(18,070,844.09)	1,116,263.33	2,017,418.20	(112,595.23)	2,169,972.86	557,390.45	(879,420.51)	408,554.32	779,070.21	1,474,811.71	928,349.66	1,418,369.39	675,541.21	
	Overall Cumulative Change for Periods Shown	(7,517,118.49)	10,553,725.60	9,437,462.27	7,420,044.07	7,532,639.30	5,362,666.44	4,805,275.99	5,684,696.50	5,276,142.18	4,497,071.97	3,022,260.26	2,093,910.60	675,541.21	

GILLESPIE COUNTY, TEXAS
STATEMENT OF
Maintenance & Operating Accounts

	FY2016 as of 11.30.2016	FY2016	FY2015	FY2014	FY2013	FY2012	FY2011	FY2010	FY2009	FY2008	FY2007	FY2006	FY2005	FY2004
										As Of Fiscal Year Ending Date				
GENERAL and ROAD & BRIDGE Maintenance & Operating														
General M&O														
F10 General Fund	2,359,970.62	13,368,397.00	13,330,681.60	11,257,551.22	11,112,752.15	11,375,074.01	11,229,203.92	11,216,896.27	9,623,582.79	8,938,209.20	8,010,116.74	7,208,872.17	7,187,414.03	6,314,580.06
General Fund Over/(Under) Prior Period	(11,008,426.38)	37,715.40	2,073,130.38	144,799.07	(262,321.86)	145,870.09	12,307.65	1,593,313.48	685,373.59	928,092.46	801,244.57	21,458.14	872,833.97	
General Fund Cumulative Change for Periods Shown	(3,954,605.44)	7,053,816.94	7,016,101.54	4,942,971.16	4,798,172.09	5,060,493.95	4,914,623.86	4,902,316.21	3,309,002.73	2,623,629.14	1,695,536.68	894,202.11	872,833.97	
Road & Bridge M&O														
F15 County Wide	11,278.28	2,682,654.32	2,542,201.07	2,247,183.46	2,389,782.54	2,311,616.01	2,221,870.78	2,840,065.86	2,629,455.11	2,084,025.99	1,678,201.23	1,614,751.82	1,644,613.21	1,436,802.68
F16 Precinct No 1	204,707.77	641,823.45	526,670.03	561,604.30	539,715.25	584,375.15	541,345.70	634,914.90	627,052.73	594,982.30	315,556.86	397,515.00	365,672.92	340,012.45
F17 Precinct No 2	80,902.31	520,338.78	484,911.14	482,431.40	454,224.64	425,205.70	507,911.10	484,448.40	500,662.33	414,075.66	329,642.17	355,107.73	325,596.47	313,286.90
F18 Precinct No 3	142,413.07	543,819.84	710,160.92	776,109.44	763,659.68	940,485.03	869,425.61	659,661.93	678,577.71	748,114.64	285,693.00	409,355.72	362,931.51	504,242.39
F19 Precinct No 4	155,928.63	557,084.79	478,612.31	511,709.75	449,499.26	449,472.93	528,338.43	517,393.81	466,386.81	575,358.35	237,992.01	246,478.54	297,748.19	288,140.85
Sub-Total R&B	565,230.06	4,945,721.18	4,742,555.47	4,579,039.35	4,596,881.37	4,691,154.82	4,668,891.62	5,136,484.90	4,902,134.69	4,416,556.94	2,847,065.27	3,023,208.81	2,996,562.30	2,892,485.27
Road & Bridge Over/(Under) Prior Period	(4,350,491.12)	203,165.71	163,517.12	(17,843.02)	(94,273.45)	22,263.20	(467,593.28)	234,350.21	485,577.75	1,569,471.67	(176,123.54)	26,646.51	104,077.03	
Road & Bridge Cumulative Change for Periods Shown	(2,297,255.21)	2,053,235.91	1,850,070.20	1,686,553.08	1,704,396.10	1,798,669.55	1,776,406.35	2,243,969.63	2,009,649.42	1,524,071.67	(45,400.00)	130,723.54	104,077.03	
Overall Totals General / Road & Bridge M&O	2,955,200.68	18,314,118.18	18,073,237.07	15,836,589.57	15,709,633.52	16,066,228.83	15,898,095.54	16,353,381.17	14,525,717.48	13,354,766.14	10,857,202.01	10,232,080.98	10,183,976.33	9,207,065.33
Overall Over/(Under) Prior Period	(15,358,917.50)	240,881.11	2,236,647.50	126,956.05	(356,595.31)	168,133.29	(455,285.63)	1,827,663.69	1,170,951.34	2,497,564.13	625,121.03	48,104.65	976,911.00	
Overall Cumulative Change for Periods Shown	(6,251,664.85)	9,107,052.85	8,866,171.74	6,629,524.24	6,502,568.19	6,859,163.50	6,691,030.21	7,146,315.84	5,318,652.15	4,147,700.81	1,650,136.68	1,025,015.65	976,911.00	

Includes FY2014 year end
adjustment of \$75,248.14
from F11 Grants, Law

GILLESPIE COUNTY, TEXAS
STATEMENT OF
Maintenance & Operating Accounts

	FY2017 as of 11.30.2016	FY2016	FY2015	FY2014	FY2013	FY2012	FY2011	FY2010	FY2009	FY2008	FY2007	FY2006	FY2005	FY2004
	As Of Fiscal Year Ending Date													
GENERAL and ROAD & BRIDGE Maintenance & Operating	Net Change for Periods Shown Revenues Less Expenditures Inclusive Interfund Allocations and Adjustments													
General M&O														
F10 General Fund	(376,874.17)	1,908,721.38	998,180.93	1,497,823.86	1,547,557.43	(717,167.06)	(958,563.92)	(1,204,121.99)	404,967.42	985,802.98	1,480,441.62	1,626,479.69	364,723.50	380,238.89
General Fund Over/(Under) Prior Period	(2,285,595.55)	910,540.45	(499,642.93)	(49,733.57)	2,264,724.49	241,396.86	245,558.07	(1,609,089.41)	(580,835.56)	(494,638.64)	(146,038.07)	1,261,756.19	(15,515.39)	
General Fund Cumulative Change for Periods Shown	(757,113.06)	1,528,482.49	617,942.04	1,117,584.97	1,167,318.54	(1,097,405.95)	(1,338,802.81)	(1,584,360.88)	24,728.53	605,564.09	1,100,202.73	1,246,240.80	(15,515.39)	
Road & Bridge M&O														
F15 County Wide	283,868.35	6,529.39	(36,777.36)	93,208.67	16,403.72	21,073.78	16,610.21	(184,322.26)	(174,441.21)	323,951.23	51,256.11	(110,751.87)	(183,874.03)	366,667.22
F16 Precinct No 1	(204,663.76)	31,129.84	26,580.33	706.85	(3,891.29)	(69,087.35)	(105,686.00)	109,757.28	150,613.76	(128,527.88)	73,946.99	67,211.41	(12,231.34)	22,995.25
F17 Precinct No 2	(80,805.02)	39,178.20	17,005.28	(12,341.08)	4,259.12	(31,234.63)	(147,311.55)	211,681.22	(12,561.56)	23,845.29	85,080.76	(14,329.62)	56,647.31	(64,093.74)
F18 Precinct No 3	(142,335.90)	30,133.18	125,088.48	(122,503.40)	10,578.25	(47,284.57)	(54,176.36)	167,421.30	95,399.28	(167,544.06)	130,215.20	41,772.49	18,975.95	(57,554.40)
F19 Precinct No 4	<u>(145,608.91)</u>	<u>29,815.19</u>	<u>40,047.30</u>	<u>(67,540.64)</u>	<u>53,998.31</u>	<u>(53,962.80)</u>	<u>(37,792.17)</u>	<u>36,799.54</u>	<u>92,346.77</u>	<u>(89,321.97)</u>	<u>150,017.33</u>	<u>57,347.28</u>	<u>53,223.25</u>	<u>(49,418.79)</u>
Sub-Total R&B	(289,545.24)	136,785.80	171,944.03	(108,469.60)	81,348.11	(180,495.57)	(328,355.87)	341,337.08	151,357.04	(37,597.39)	490,516.39	41,249.69	(67,258.86)	218,595.54
Road & Bridge Over/(Under) Prior Period	(426,331.04)	(35,158.23)	280,413.63	(189,817.71)	261,843.68	147,860.30	(669,692.95)	189,980.04	188,954.43	(528,113.78)	449,266.70	108,508.55	(285,854.40)	
Road & Bridge Cumulative Change for Periods Shown	(508,140.78)	(81,809.74)	(46,651.51)	(327,065.14)	(137,247.43)	(399,091.11)	(546,951.41)	122,741.54	(67,238.50)	(256,192.93)	271,920.85	(177,345.85)	(285,854.40)	
Overall Totals														
General / Road & Bridge M&O	(666,419.41)	2,045,507.18	1,170,124.96	1,389,354.26	1,628,905.54	(897,662.63)	(1,286,919.79)	(862,784.91)	556,324.46	948,205.59	1,970,958.01	1,667,729.38	297,464.64	598,834.43
Overall Over/(Under) Prior Period	(2,711,926.59)	875,382.22	(219,229.30)	(239,551.28)	2,526,568.17	389,257.16	(424,134.88)	(1,419,109.37)	(391,881.13)	(1,022,752.42)	303,228.63	1,370,264.74	(301,369.79)	
Overall Cumulative Change for Periods Shown	(1,265,253.84)	1,446,672.75	571,290.53	790,519.83	1,030,071.11	(1,496,497.06)	(1,885,754.22)	(1,461,619.34)	(42,509.97)	349,371.16	1,372,123.58	1,068,894.95	(301,369.79)	

GILLESPIE COUNTY, TEXAS
STATEMENT OF
Maintenance & Operating Accounts

GENERAL and ROAD & BRIDGE Maintenance & Operating	FY2017 as of 11.30.2016	FY2016	FY2015	FY2014	FY2013	FY2012	FY2011	FY2010	FY2009	FY2008	FY2007	FY2006	FY2005	FY2004
	As Of Fiscal Year Ending Date													
Cash Balances														
General M&O														
F10 General Fund	11,957,819.87	12,334,694.04	10,425,972.66	9,427,791.73	7,929,967.87	6,382,410.44	7,099,577.50	8,058,141.42	9,262,263.41	8,857,295.99	7,871,493.01	6,391,051.39	4,764,571.70	4,399,848.20
General Fund Over/(Under) Prior Period	(376,874.17)	1,908,721.38	998,180.93	1,497,823.86	1,547,557.43	(717,167.06)	(958,563.92)	(1,204,121.99)	404,967.42	985,802.98	1,480,441.62	1,626,479.69	364,723.50	
General Fund Cumulative Change for Periods Shown	7,557,971.67	7,934,845.84	6,026,124.46	5,027,943.53	3,530,119.67	1,982,562.24	2,699,729.30	3,658,293.22	4,862,415.21	4,457,447.79	3,471,644.81	1,991,203.19	364,723.50	
Road & Bridge M&O														
F15 County Wide	632,240.39	348,372.04	341,842.65	378,620.01	285,411.34	269,007.62	247,933.84	231,323.63	415,645.89	590,087.10	266,135.87	214,879.76	325,631.63	509,505.66
F16 Precinct No 1	95,038.63	299,702.39	268,572.55	241,992.22	241,285.37	245,176.66	314,264.01	419,950.01	310,192.73	159,578.97	288,106.85	214,159.86	146,948.45	159,179.79
F17 Precinct No 2	226,087.15	306,892.17	267,713.97	250,708.69	263,049.77	258,790.65	290,025.28	437,336.83	225,655.61	238,217.17	214,371.88	129,291.12	143,620.74	86,973.43
F18 Precinct No 3	156,474.18	298,810.08	268,676.90	143,588.42	266,091.82	255,513.57	302,798.14	356,974.50	189,553.20	94,153.92	261,697.98	131,482.78	89,710.29	70,734.34
F19 Precinct No 4	<u>153,222.22</u>	<u>298,831.13</u>	<u>269,015.94</u>	<u>228,968.64</u>	<u>296,509.28</u>	<u>242,510.97</u>	<u>296,473.77</u>	<u>334,265.94</u>	<u>297,466.40</u>	<u>205,119.63</u>	<u>294,441.60</u>	<u>144,424.27</u>	<u>87,076.99</u>	<u>33,853.74</u>
Sub-Total R&B	1,263,052.57	1,552,607.81	1,415,822.01	1,243,877.98	1,352,347.58	1,270,999.47	1,451,495.04	1,779,850.91	1,438,513.83	1,287,156.79	1,324,754.18	834,237.79	792,988.10	860,246.96
Road & Bridge Over/(Under) Prior Period	(289,545.24)	136,785.80	171,944.03	(108,469.60)	81,348.11	(180,495.57)	(328,355.87)	341,337.08	151,357.04	(37,597.39)	490,516.39	41,249.69	(67,258.86)	
Road & Bridge Cumulative Change for Periods Shown	402,815.61	692,360.85	555,575.05	383,631.02	492,100.62	410,752.51	591,248.08	919,603.95	578,266.87	426,909.83	464,507.22	(26,009.17)	(67,258.86)	
Overall Totals														
General / Road & Bridge M&O	13,220,882.44	13,887,301.85	11,841,794.67	10,671,669.71	9,282,315.45	7,653,409.91	8,551,072.54	9,837,992.33	10,700,777.24	10,144,452.78	9,196,247.19	7,225,289.18	5,557,559.80	5,260,095.16
Overall Over/(Under) Prior Period	(666,419.41)	2,045,507.18	1,170,124.96	1,389,354.26	1,628,905.54	(897,662.63)	(1,286,919.79)	(862,784.91)	556,324.46	948,205.59	1,970,958.01	1,667,729.38	297,464.64	
Overall Cumulative Change for Periods Shown	7,960,787.28	8,627,206.69	6,581,699.51	5,411,574.55	4,022,220.29	2,393,314.75	3,290,977.38	4,577,897.17	5,440,682.08	4,884,357.62	3,936,152.03	1,965,194.02	297,464.64	

GILLESPIE COUNTY, TEXAS
STATEMENT OF
Fund Cash/Investment Balances of County Funds
Managed by County Treasurer

Reporting Period for Maintenance & Operating, COB/GOB Operating & I&S, Special Revenue, Special Revenue..Grants, Trust and Agency	FY2017	FY2016	FY2015	FY2014	FY2013	FY2012	FY2011	FY2010	FY2009	FY2008	FY2007	FY2006	FY2005	FY2004	FY2003	FY2002
October	16,272,543.01	14,616,600.12	17,978,164.94	25,230,555.83	8,816,582.93	9,537,288.92	10,782,786.00	11,614,108.61	10,952,885.50	9,958,440.67	7,952,494.30	6,412,175.43	5,710,864.59	5,339,657.00	5,562,776.43	5,033,726.92
November	16,757,237.98	14,967,969.47	17,265,750.38	24,953,535.22	8,890,316.88	9,228,798.73	10,570,060.92	11,537,538.96	10,498,889.31	10,152,409.10	8,025,261.13	6,492,254.19	5,815,771.82	5,220,602.83	5,513,508.58	4,915,333.89
December		17,966,511.65	18,099,680.09	26,637,026.05	11,373,696.92	10,169,466.12	11,532,479.69	12,910,952.83	11,682,933.59	10,684,794.29	8,972,555.93	7,597,535.16	6,569,101.79	5,773,095.57	6,725,293.46	5,464,922.96
January		21,039,628.80	21,177,465.65	28,516,107.73	13,685,971.08	13,393,446.13	14,318,444.26	15,498,047.87	14,366,261.90	13,481,253.20	11,165,036.24	9,488,659.54	8,523,475.25	7,456,134.19	7,390,382.57	6,921,671.85
February		22,828,117.19	22,683,610.22	29,162,422.51	14,892,438.88	14,337,413.69	15,203,602.68	15,956,038.21	15,735,998.80	14,555,820.37	12,335,852.17	10,433,012.87	9,341,225.17	8,739,837.04	8,067,857.08	7,169,069.03
March		22,133,022.22	21,915,869.23	28,011,622.33	14,353,262.89	13,961,224.66	14,605,425.43	15,787,975.99	15,568,191.69	14,421,603.69	12,279,235.33	10,316,847.09	9,342,261.49	8,166,505.99	7,877,519.02	6,846,516.10
April		21,311,930.04	19,863,672.60	26,965,965.28	14,036,410.76	13,204,240.38	14,182,107.24	14,911,731.87	15,332,630.30	14,171,385.04	12,168,084.51	10,225,221.29	9,153,636.99	7,706,537.20	7,632,850.74	6,879,522.09
May		20,969,598.11	19,534,757.94	25,202,625.86	13,381,534.31	12,853,474.81	13,180,018.23	14,443,624.89	14,826,308.29	13,675,832.00	11,856,634.81	10,019,168.98	9,181,379.67	7,645,857.66	7,396,585.22	6,758,604.54
June		20,190,779.78	18,530,454.23	23,610,769.72	27,806,922.21	11,927,636.15	12,450,284.14	13,583,948.59	14,202,648.08	13,175,542.95	11,508,032.29	9,433,093.74	8,832,285.06	7,186,622.71	7,107,557.40	6,426,986.33
July		19,259,464.27	17,462,407.18	21,673,344.14	26,973,808.70	11,234,719.43	11,652,419.87	13,105,834.49	13,620,954.46	12,336,729.42	11,412,064.22	9,030,022.51	8,376,255.12	6,807,050.38	6,620,898.14	6,217,837.20
August		18,177,957.02	16,349,354.15	19,928,413.83	25,790,313.41	10,192,089.49	11,033,361.48	12,483,092.82	12,578,256.55	11,932,892.72	10,883,175.64	8,667,571.59	7,898,769.17	6,509,004.74	5,964,701.17	5,922,921.90
September		17,394,230.12	15,336,745.28	18,465,597.00	25,364,538.77	9,249,883.17	10,060,273.87	11,399,750.14	12,236,834.57	11,640,132.20	10,474,427.70	8,299,421.01	6,600,165.99	5,886,940.47	5,731,396.90	5,654,746.62
						GOB Series 2013, Jail Construction Project, bond funding accounted for sudden increase in balance ... LL										
FY Monthly Average	16,514,890.50	19,237,984.07	18,849,829.32	24,863,165.46	17,113,816.48	11,607,473.47	12,464,271.98	13,602,720.44	13,466,899.42	12,515,569.64	10,752,737.86	8,867,915.28	7,945,432.68	6,869,820.48	6,799,277.23	6,184,321.62
Current Reported Month and Fiscal Year To Date																
Over / (Under)																
Same Month Prior Year	1,789,268.51															
Prior Fiscal Year End	(636,992.14)	2,057,484.84	(3,128,851.72)	(6,898,941.77)	16,114,655.60	(810,390.70)	(1,339,476.27)	(837,084.43)	596,702.37	1,165,704.50	2,175,006.69	1,699,255.02	713,225.52	155,543.57	76,650.28	1,570,570.21

**GILLESPIE COUNTY, TEXAS
STATEMENT OF
Fund Cash/Investment Balances of County Funds
Managed by County Treasurer**

FY2001	FY2000	FY1999	FY1998	FY1997	FY1996	FY1995	FY1994	FY1993	FY1992	FY1991	F1990	FY1989	FY1988	FY1987	FY1986	FY1985	Monthly Average All Years	Reporting Period for Maintenance & Operating, COBI/GOB Operating & I.L.S., Special Revenue, Grants, Trust and Agency
4,347,101.24	4,139,349.94	2,869,048.51	2,322,043.99	1,853,442.32	1,554,442.37	1,968,633.68	1,677,992.97	1,739,021.70	1,766,907.01	1,656,979.55	1,479,994.82	1,489,873.32	773,740.58	785,053.51	551,992.07	792,093.37	6,167,798.85	October
4,073,098.62	3,944,234.24	2,806,697.13	2,287,658.80	1,738,403.49	1,588,939.20	2,054,228.71	1,872,272.98	1,664,926.42	1,867,311.17	1,738,597.34	1,603,024.84	1,422,802.33	793,137.76	666,242.80	494,761.58	623,030.66	6,122,563.86	November
4,553,826.12	4,285,123.56	3,467,225.42	2,370,460.19	2,015,412.36	1,553,702.23	2,102,455.14	2,004,156.61	1,927,643.72	2,009,086.57	2,071,100.64	1,749,440.24	1,522,220.64	794,004.97	638,401.65	515,396.75	592,516.53	6,447,881.86	December
5,917,064.54	5,211,901.34	4,747,606.42	3,294,281.32	2,843,260.54	2,477,762.49	2,546,555.58	2,422,956.29	2,234,617.11	2,447,087.69	2,241,349.45	2,187,618.39	1,866,694.05	1,176,726.03	895,393.31	987,264.23	911,641.21	7,839,962.07	January
6,421,291.43	5,911,367.71	5,322,878.29	3,983,869.93	3,407,005.87	2,960,651.56	2,960,114.57	2,786,604.82	2,577,390.38	2,873,613.36	2,643,751.97	2,515,707.05	2,279,290.31	1,697,770.08	1,530,430.47	1,707,926.04	1,288,936.99	8,572,528.65	February
6,255,513.63	5,804,576.79	5,276,473.40	3,867,713.74	3,383,796.71	2,916,434.18	2,701,020.25	2,817,055.25	2,446,335.40	2,811,958.62	2,589,532.80	2,424,636.02	2,300,423.71	1,879,466.93	1,572,385.72	1,654,964.77	1,261,996.19	8,360,980.23	March
6,185,584.41	5,611,303.40	5,147,026.03	3,856,248.10	3,370,510.51	2,844,956.24	2,603,667.16	2,814,731.50	2,446,965.20	2,846,044.26	2,647,946.48	2,446,382.46	2,354,485.13	1,884,438.19	1,647,314.57	1,771,308.72	1,360,124.93	8,111,405.11	April
5,872,305.69	5,597,466.54	5,145,729.29	3,729,564.69	3,275,787.89	2,651,158.09	2,420,785.62	2,795,038.54	2,614,500.86	2,664,830.17	2,595,986.23	2,402,307.66	2,282,817.61	1,897,795.66	1,472,593.18	1,591,409.95	1,210,356.42	7,851,452.17	May
5,398,788.82	5,229,130.33	4,896,201.25	3,531,314.01	2,987,283.92	2,535,222.99	2,084,641.35	2,596,555.11	2,371,095.71	2,474,786.80	2,436,392.72	2,319,795.07	2,217,931.41	1,815,698.58	1,439,656.15	1,651,635.17	1,129,347.73	7,908,716.92	June
4,751,943.98	5,019,100.05	4,695,468.93	3,445,413.11	2,962,321.73	2,375,375.37	2,030,459.33	2,324,665.35	2,086,490.66	2,166,748.69	2,373,369.73	2,247,875.53	2,067,556.08	1,770,363.23	1,314,952.63	1,548,746.47	998,709.28	7,498,855.30	July
4,309,221.50	4,875,181.07	4,508,722.39	3,369,985.56	2,786,747.61	2,218,481.28	1,819,617.83	2,263,605.13	2,029,973.96	2,078,961.54	2,158,156.49	1,995,691.66	1,950,450.56	1,733,930.99	1,181,205.11	1,466,150.68	824,648.71	7,058,831.49	August
4,084,176.41	4,575,232.89	4,394,094.37	3,208,449.92	2,590,881.06	2,098,133.77	1,584,937.70	2,069,733.13	1,872,419.95	1,917,213.24	2,014,947.50	1,766,243.49	1,643,269.78	1,541,576.26	770,951.77	839,823.87	671,522.07	6,607,452.84	September

5,179,159.70	5,016,916.49	4,439,764.29	3,273,083.61	2,767,887.83	2,314,188.31	2,239,759.74	2,369,613.97	2,167,531.97	2,327,045.76	2,264,009.24	2,094,893.19	1,951,484.58	1,479,879.11	1,159,548.41	1,240,115.03	972,077.01		
--------------	--------------	--------------	--------------	--------------	--------------	--------------	--------------	--------------	--------------	--------------	--------------	--------------	--------------	--------------	--------------	------------	--	--

(491,056.48)	181,138.52	1,185,644.45	617,768.86	492,547.29	513,196.07	(484,795.43)	197,313.18	(44,793.29)	(97,734.26)	248,704.01	122,973.71	101,693.52	770,624.49	(68,872.10)	168,301.80			
--------------	------------	--------------	------------	------------	------------	--------------	------------	-------------	-------------	------------	------------	------------	------------	-------------	------------	--	--	--

NOTE: Rollback election held
April 05, 1996 ... rollback passed

GILLESPIE COUNTY, TEXAS
COUNTY SALES TAX ALLOCATION SUMMARY

March 1988 through FY2017

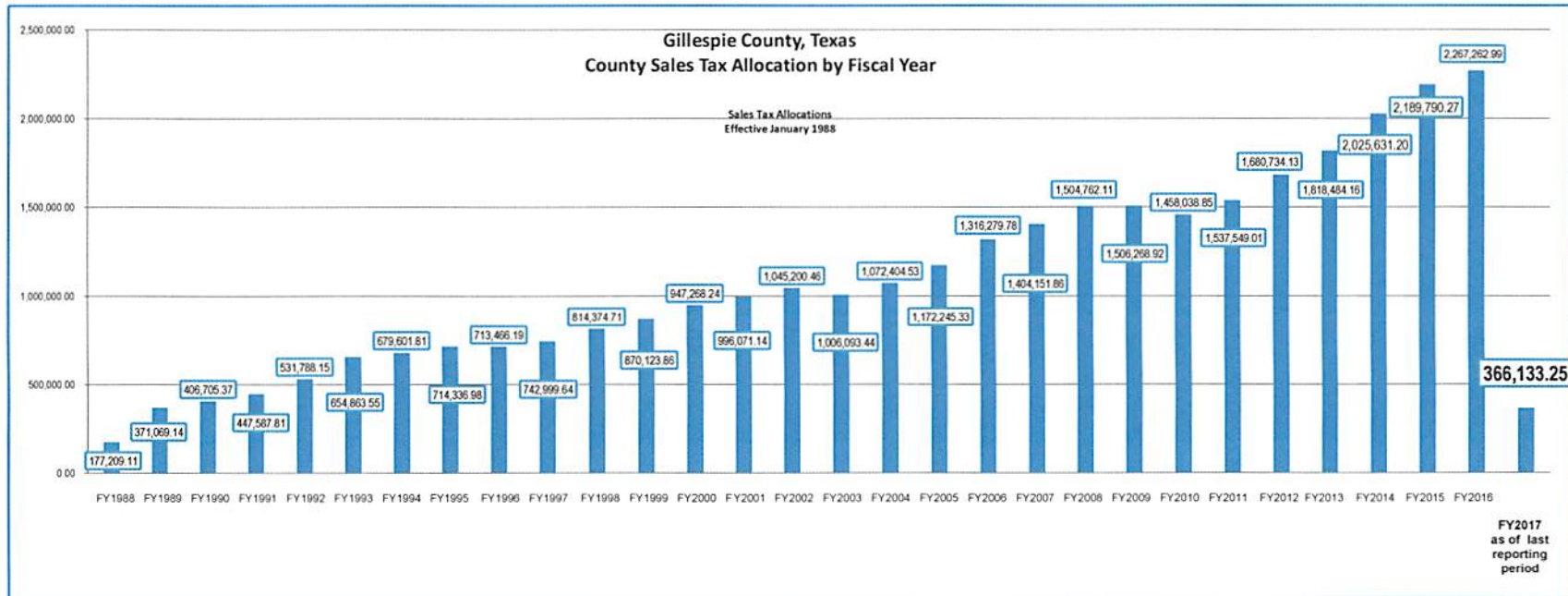
Period Tax Allocation Received	FY1888	FY1889	FY1890	FY1891	FY1892	FY1893	FY1894	FY1895	FY1896	FY1897	FY1898	FY1899	FY2000	FY2001	FY2002	FY2003	FY2004	FY2005
October	22,614.86	29,581.55	33,537.36	41,801.10	49,891.91	62,743.15	58,486.86	52,039.59	54,937.86	50,951.69	65,241.66	75,743.16	81,976.96	77,478.63	82,681.54			
November	43,215.06	44,231.67	43,279.83	50,014.92	55,881.19	64,445.89	64,104.87	61,441.85	62,637.05	66,939.70	74,731.00	69,172.12	88,692.77	87,008.90	94,471.11	103,544.31		
December	24,372.61	27,072.59	27,183.79	32,065.87	49,151.47	46,769.97	46,349.36	49,676.22	60,611.09	60,993.07	70,326.26	85,955.47	70,180.00	82,667.48	77,782.13	84,302.14	87,745.88	
January	23,143.13	28,570.51	34,886.95	33,040.99	47,672.78	61,028.80	58,115.99	55,693.53	56,392.42	60,499.63	58,712.49	79,145.12	77,326.63	85,504.02	80,568.74	80,680.57	92,483.12	
February	55,088.79	55,001.40	59,692.45	64,014.68	85,296.64	86,415.96	79,879.42	75,116.79	82,205.56	94,754.60	105,116.56	99,795.36	104,898.49	112,735.48	104,007.24	115,871.28	121,222.18	
March	10,048.12	19,376.35	22,842.31	27,768.80	30,546.86	42,841.80	37,823.28	44,899.12	55,964.23	49,941.44	54,150.75	58,387.91	72,739.72	61,652.97	77,471.73	65,204.25	71,784.27	85,739.89
April	13,768.26	16,223.31	22,431.61	28,597.86	32,007.16	42,490.30	69,059.85	45,858.42	50,129.00	45,435.42	53,515.01	59,649.70	66,084.12	69,317.85	72,330.32	62,331.14	70,741.63	85,184.79
May	37,630.57	41,151.11	44,480.87	46,655.96	31,203.05	66,318.77	57,489.64	64,876.89	62,424.84	71,468.21	69,091.17	91,409.71	96,441.51	93,043.82	94,505.94	93,443.25	102,949.16	112,599.80
June	24,530.57	24,076.76	27,059.33	31,503.80	41,913.33	48,605.58	44,647.36	48,888.21	59,749.69	61,697.08	77,574.05	72,275.15	70,155.54	79,441.16	92,403.56	87,764.45	89,329.15	105,312.44
July	20,139.41	24,953.23	27,959.52	34,719.01	43,922.13	49,464.53	48,363.42	50,605.85	54,962.82	57,092.55	64,608.17	59,958.51	76,576.31	87,695.38	89,767.62	96,277.93	82,641.66	94,818.82
August	46,170.12	46,397.69	50,886.17	50,886.66	58,425.43	73,116.78	67,507.13	60,689.81	59,548.35	72,612.17	64,456.60	88,754.28	91,921.77	118,409.57	90,669.86	95,008.16	113,562.54	120,028.46
September	24,924.05	28,456.24	28,987.84	33,905.34	56,740.88	52,232.41	46,155.60	61,535.89	71,272.01	70,867.09	72,854.10	69,870.60	74,040.54	81,351.52	82,708.52	64,660.29	88,592.39	100,874.13
Total Per Year	177,209.11	371,069.14	406,705.37	447,587.81	531,788.15	654,863.55	679,601.81	714,336.98	713,466.19	742,999.64	814,374.71	870,123.86	947,269.24	996,071.14	1,045,200.46	1,006,093.44	1,072,404.53	1,172,245.33
Total All Years	177,209.11	548,278.25	954,893.62	1,402,571.43	1,934,359.58	2,589,223.13	3,268,824.94	3,983,161.92	4,696,628.11	5,439,627.75	6,254,002.46	7,124,126.32	8,071,394.56	9,067,465.70	10,112,666.16	11,118,759.60	12,191,164.13	13,363,409.46
\$ Inc / (Dec) Over Prior Year		193,860.03	35,636.23	40,882.44	84,200.34	123,075.40	24,738.26	34,735.17	(870.79)	29,633.45	71,375.07	55,749.15	77,144.38	48,802.80	49,129.32	(39,107.02)	66,311.09	99,840.80
% Inc / (Dec) Over Prior Year		109.40%	9.60%	10.05%	19.81%	23.14%	3.78%	5.11%	-0.12%	4.14%	9.61%	6.85%	8.87%	5.15%	4.93%	-3.74%	6.59%	9.31%
Calendar Year Allocations																		
	0.00	267,411.64	378,752.42	412,820.54	463,560.47	558,648.27	669,137.56	711,091.42	690,744.53	719,148.96	750,582.57	827,513.03	894,484.16	950,041.96	1,020,031.58	1,044,865.04	1,015,577.33	1,090,124.38
\$ Inc / (Dec) Over Prior Year		267,411.64	111,340.78	34,068.12	50,739.93	95,087.80	110,459.29	42,553.86	(20,948.89)	28,404.43	31,433.61	76,930.46	66,971.13	55,557.80	69,889.62	24,833.46	(29,287.71)	74,547.05

GILLESPIE COUNTY, TEXAS
COUNTY SALES TAX ALLOCATION SUMMARY
March 1988 through FY2017

FY2006	FY2007	FY2008	FY2009	FY2010	FY2011	FY2012	FY2013	FY2014	FY2015	FY2016	FY2017	Period Tax Allocation Received	Overall Average Per Month	FY2017 Over / (Under) Same Period FY2016	Month Of
95,198.86	108,167.81	115,258.59	118,217.21	102,118.77	112,243.67	125,892.57	141,081.58	146,138.99	157,617.68	147,646.21	169,840.22	October	86,137.38	22,194.01	October
110,963.24	122,702.26	130,133.07	134,938.43	123,352.45	139,931.32	131,441.01	134,815.56	165,928.20	184,365.11	192,079.08	196,293.03	September and 3rd Quarter	100,925.95	4,213.95	November
100,977.05	106,040.22	118,582.93	120,333.68	121,763.89	122,844.30	127,081.99	144,995.83	158,611.46	185,647.66	184,958.53	184,958.53	December	88,427.24	89,527.48	June
107,956.62	116,556.59	121,835.04	124,899.65	114,005.56	129,099.90	135,485.95	156,063.01	159,082.75	173,843.05	175,218.35	184,958.53	January	90,278.85	92,647.74	July
137,746.11	151,526.51	158,718.04	156,720.77	152,630.86	164,528.87	171,080.19	193,126.02	202,308.32	223,742.03	254,424.26	254,424.26	February	123,754.29	107,419.87	April
89,543.91	88,396.24	99,481.19	98,664.79	90,364.94	97,024.18	107,810.68	120,617.71	136,428.71	141,523.60	150,478.20	150,478.20	March	72,745.69	89,527.48	August
125,621.99	132,335.88	133,405.05	141,709.49	148,772.69	153,252.45	177,882.27	187,322.27	195,085.16	203,013.55	239,591.23	239,591.23	April	75,287.85	92,647.74	September
129,484.20	113,117.58	133,410.60	129,041.03	127,995.46	129,743.30	144,969.57	152,170.48	189,564.70	184,387.61	187,272.66	187,272.66	May	107,419.87	92,647.74	June
112,088.28	119,846.83	122,196.26	117,201.96	116,809.95	125,153.69	140,436.50	154,274.37	165,319.97	187,207.85	181,228.88	181,228.88	June and 2nd Quarter	89,527.48	89,527.48	July
130,749.36	136,119.40	142,780.87	136,001.87	141,908.04	153,274.75	160,837.54	148,661.30	187,789.04	216,770.81	212,661.23	212,661.23	July	109,468.58	89,527.48	August
108,739.98	116,168.09	124,848.42	128,883.49	125,112.90	117,914.04	138,870.51	151,120.09	172,568.83	184,784.93	179,939.06	179,939.06	September	92,378.61	109,468.58	September
<p>NOTATION: Sales tax allocation was reduced by an audit correction of (\$25,072.31) entered by a computer audit showing a 2012 installment under the City of Gillespie that was incorrectly reported. This audit large report from the State's Sales Tax Revenue - without audit adjustment - had to County would have been no less than \$173,879(1) - 2013 08 11.</p>															
95,198.86	108,167.81	115,258.59	118,217.21	102,118.77	112,243.67	125,892.57	141,081.58	146,138.99	157,617.68	147,646.21	169,840.22	Annual Average	1,105,944.58	(1,901,129.74)	Annual Average
110,963.24	122,702.26	130,133.07	134,938.43	123,352.45	139,931.32	131,441.01	134,815.56	165,928.20	184,365.11	192,079.08	196,293.03	Total All Years	14,679,689.24	32,438,525.99	Total All Years
100,977.05	106,040.22	118,582.93	120,333.68	121,763.89	122,844.30	127,081.99	144,995.83	158,611.46	185,647.66	184,958.53	184,958.53	Annual Average	1,105,944.58	(1,901,129.74)	Annual Average
107,956.62	116,556.59	121,835.04	124,899.65	114,005.56	129,099.90	135,485.95	156,063.01	159,082.75	173,843.05	175,218.35	184,958.53	Total Per Year	13,102,278.78	366,133.25	Total Per Year
137,746.11	151,526.51	158,718.04	156,720.77	152,630.86	164,528.87	171,080.19	193,126.02	202,308.32	223,742.03	254,424.26	254,424.26	As of Last Full Reporting Year	14,679,689.24	32,438,525.99	As of Last Full Reporting Year
89,543.91	88,396.24	99,481.19	98,664.79	90,364.94	97,024.18	107,810.68	120,617.71	136,428.71	141,523.60	150,478.20	150,478.20	As of Last Full Reporting Year	14,679,689.24	32,438,525.99	As of Last Full Reporting Year
129,484.20	113,117.58	133,410.60	129,041.03	127,995.46	129,743.30	144,969.57	152,170.48	189,564.70	184,387.61	187,272.66	187,272.66	As of Last Full Reporting Year	14,679,689.24	32,438,525.99	As of Last Full Reporting Year
112,088.28	119,846.83	122,196.26	117,201.96	116,809.95	125,153.69	140,436.50	154,274.37	165,319.97	187,207.85	181,228.88	181,228.88	As of Last Full Reporting Year	14,679,689.24	32,438,525.99	As of Last Full Reporting Year
130,749.36	136,119.40	142,780.87	136,001.87	141,908.04	153,274.75	160,837.54	148,661.30	187,789.04	216,770.81	212,661.23	212,661.23	As of Last Full Reporting Year	14,679,689.24	32,438,525.99	As of Last Full Reporting Year
108,739.98	116,168.09	124,848.42	128,883.49	125,112.90	117,914.04	138,870.51	151,120.09	172,568.83	184,784.93	179,939.06	179,939.06	As of Last Full Reporting Year	14,679,689.24	32,438,525.99	As of Last Full Reporting Year
144,034.45	87,872.08	100,610.25	1,506.81	(48,230.07)	79,510.16	143,215.12	137,720.03	207,147.04	164,159.07	77,472.72	(1,901,129.74)	\$ Inc / (Dec)	144,034.45	(1,901,129.74)	\$ Inc / (Dec)
12.29%	6.68%	7.17%	0.10%	-3.20%	5.45%	9.31%	8.19%	11.39%	8.10%	3.54%	-83.85%	% Inc / -Dec Over Prior Year	12.29%	-83.85%	% Inc / -Dec Over Prior Year
CY2006	CY2007	CY2008	CY2009	CY2010	CY2011	CY2012	CY2013	CY2014	CY2015	CY2016	CY2016	CY2016	CY2006	CY2006	CY2016
1,205,410.75	1,344,052.92	1,433,216.16	1,514,296.84	1,479,992.71	1,485,825.03	1,546,945.29	1,717,241.33	1,868,270.04	2,082,583.00	2,186,843.64	2,108,712.42	\$ Inc / (Dec) Over Prior Calendar Year	1,205,410.75	1,344,052.92	1,433,216.16
115,286.37	138,642.17	89,163.24	81,080.66	(94,304.13)	5,832.32	61,120.20	170,296.04	151,028.71	214,312.96	104,260.64	(78,131.22)	\$ Inc / (Dec) Over Prior Calendar Year	115,286.37	138,642.17	89,163.24

GILLESPIE COUNTY, TEXAS
 COUNTY SALES TAX ALLOCATION SUMMARY

March 1988 through FY2017



GILLESPIE COUNTY, TEXAS REPAYMENT OF ERRONEOUS RECEIPT OF SALES AND USE TAX

**January 1997 Through October 2016
Paid Off September.2016**

	Year 1	Year 2	Year 3	Year 4	Year 5	Year 6	Year 7	Year 8	Year 9	Year 10	Year 11	Year 12	Year 13	Year 14	Year 15	Year 16	Year 17	Year 18	Year 19	Year 20
	1997	1998	1999	2000	2001	2002	2003	2004	2005	2006	2007	2008	2009	2010	2011	2012	2013	2014	2015	2016
Actual Balance At Year Start	211,870.02	201,276.54	190,683.06	180,089.58	169,496.10	158,902.62	148,309.14	137,715.66	127,122.18	116,528.70	105,935.22	95,341.74	84,748.26	74,154.78	63,561.30	52,967.82	42,374.34	31,780.86	21,187.38	10,593.90
January	2,648.37	2,648.37	2,648.37	2,648.37	2,648.37	2,648.37	2,648.37	2,648.37	2,648.37	2,648.37	2,648.37	2,648.37	2,648.37	2,648.37	2,648.37	2,648.37	2,648.37	2,648.37	2,648.37	2,648.37
April	2,648.37	2,648.37	2,648.37	2,648.37	2,648.37	2,648.37	2,648.37	2,648.37	2,648.37	2,648.37	2,648.37	2,648.37	2,648.37	2,648.37	2,648.37	2,648.37	2,648.37	2,648.37	2,648.37	2,648.37
July	2,648.37	2,648.37	2,648.37	2,648.37	2,648.37	2,648.37	2,648.37	2,648.37	2,648.37	2,648.37	2,648.37	2,648.37	2,648.37	2,648.37	2,648.37	2,648.37	2,648.37	2,648.37	2,648.37	2,648.37
October	2,648.37	2,648.37	2,648.37	2,648.37	2,648.37	2,648.37	2,648.37	2,648.37	2,648.37	2,648.37	2,648.37	2,648.37	2,648.37	2,648.37	2,648.37	2,648.37	2,648.37	2,648.37	2,648.37	2,648.37
Total Remitted To Date	10,593.48	21,186.96	31,780.44	42,373.92	52,967.40	63,560.88	74,154.36	84,747.84	95,341.32	105,934.80	116,528.28	127,121.76	137,715.24	148,308.72	158,902.20	169,495.68	180,089.16	190,682.64	201,276.12	211,870.02
Actual Balance To Date	201,276.54	190,683.06	180,089.58	169,496.10	158,902.62	148,309.14	137,715.66	127,122.18	116,528.70	105,935.22	95,341.74	84,748.26	74,154.78	63,561.30	52,967.82	42,374.34	31,780.86	21,187.38	10,983.90	(0.00)
Projected Balance At Year End	201,276.54	190,683.06	180,089.58	169,496.10	158,902.62	148,309.14	137,715.66	127,122.18	116,528.70	105,935.22	95,341.74	84,748.26	74,154.78	63,561.30	52,967.82	42,374.34	31,780.86	21,187.38	10,593.90	0.00

Gillespie County proposal of repayment (as outlined in letter of October 18, 1996) as accepted by State Comptroller ...
 Gillespie County will make 80 quarterly payments (due first of each month: January, April, July, and October) for 20 years beginning January 01, 1997:
 79 quarterly payments of \$2,648.37 each beginning on January 01, 1997 through July 01, 2016 and a final payment of \$2,648.79 on October 01, 2016 for a total of \$211,870.02.

Gillespie County, Texas
Hotel Occupancy Tax ... Quarterly Recaps
As of Period Ending November 30, 2016

	Collection/Remittance Period	Collections		Disbursements		Cash Balance
		HOT & P&I Interest Earnings	Convention & Visitors Bureau	Organizations etc		
FY2017	3rd Quarter 2017					
	2nd Quarter 2017					
	1st Quarter 2017					
	4th Quarter 2016		107,418.51	166,071.00		549,760.47
	3rd Quarter 2016		142,319.44			608,412.96
	Sub-Total	83,666.95	249,737.95	166,071.00	0.00	
FY2016	2nd Quarter 2016		124,466.03	270,829.00		466,093.52
	1st Quarter 2016		128,625.32			612,456.49
	4th Quarter 2015		96,483.07	150,829.00		483,831.17
	3rd Quarter 2015		115,558.26		(881.94)	538,177.10
	Sub-Total	44,356.62	465,132.68	421,658.00	(881.94)	
FY2015	2nd Quarter 2015		120,944.22	127,742.50	118,000.00	421,736.90
	1st Quarter 2015		122,937.00			546,535.18
	4th Quarter 2014		104,239.90	127,742.50		423,598.18
	3rd Quarter 2014		120,711.31			447,100.78
	Sub-Total	95,347.43	468,832.43	255,485.00	118,000.00	
FY2014	2nd Quarter 2014		95,362.58	111,163.00	120,000.00	326,389.47
	1st Quarter 2014		92,050.01			462,189.89
	4th Quarter 2013		90,687.97	111,163.00		370,139.88
	3rd Quarter 2013		82,776.94			390,614.91
	Sub-Total	18,551.50	360,877.50	222,326.00	120,000.00	
FY2013	2nd Quarter 2013		82,927.36	96,357.50	80,000.00	307,837.97
	1st Quarter 2013		102,188.41			401,268.11
	4th Quarter 2012		56,763.25	96,357.50		299,079.70
	3rd Quarter 2012		69,377.43			338,673.95
	Sub-Total	38,541.45	311,256.45	192,715.00	80,000.00	
FY2012	2nd Quarter 2012		76,505.61	84,193.50	11,000.00	269,296.52
	1st Quarter 2012		67,043.98		69,000.00	287,984.41
	4th Quarter 2011		63,485.70	84,193.50		289,940.43
	3rd Quarter 2011		62,766.18			310,648.23
	Sub-Total	21,414.47	269,801.47	168,387.00	80,000.00	
FY2011	2nd Quarter 2011		60,050.07	80,530.57		247,882.05
	1st Quarter 2011		61,473.10		80,000.00	268,362.55
	4th Quarter 2010		47,182.38	80,530.57		286,889.45
	3rd Quarter 2010		67,036.85			320,237.64
	Sub-Total	(5,318.74)	235,742.40	161,061.14	80,000.00	
FY2010	2nd Quarter 2010		47,363.32	82,089.00	61,500.00	253,200.79
	1st Quarter 2010		67,910.43			349,426.47
	4th Quarter 2009		46,539.68	82,089.00		281,516.04
	3rd Quarter 2009		63,672.15			317,065.36
	Sub-Total	(192.42)	225,485.58	164,178.00	61,500.00	
FY2009	2nd Quarter 2009		55,182.22			253,393.21
	1st Quarter 2009		68,196.40	80,854.20		198,210.99
	4th Quarter 2008		43,834.09	80,854.20		210,868.79
	3rd Quarter 2008		75,474.18		15,000.00	247,888.90
	Sub-Total	65,978.49	242,686.89	161,708.40	15,000.00	
FY2008	2nd Quarter 2008		52,205.02	100,000.00		187,414.72
	1st Quarter 2008		62,603.17			235,209.70
	4th Quarter 2007		53,485.43			172,606.53
	3rd Quarter 2007		61,352.43			119,121.10
	Sub-Total	129,646.05	229,646.05	100,000.00	0.00	
FY2007	2nd Quarter 2007		57,271.57			57,768.67
	1st Quarter 2007		497.10	0.00	0.00	497.10
	Sub-Total	57,768.67	57,768.67	0.00	0.00	
	Sub-Total			2,013,589.54	553,618.06	
		Revenues	3,116,968.07			
		Totals All Years		Net Cash Effect	549,760.47	
		Expenditures	2,567,207.60			

GILLESPIE COUNTY, TEXAS

GOB Series 2010 Refunding Bonds ... December.2010
Post COB Series 2001 ... September.2001

Bond Redemptions & Interest Payment Schedule
February.2011 through February.2021

		Year 1	Year 2	Year 3	Year 4	Year 5	Year 6	Year 7	Year 8	Year 9	Year 10	Year 11		
		2011	2012	2013	2014	2015	2016	2017	2018	2019	2020	2021		
Actual Balance	At Year Start	1,839,134.46	1,779,647.50	1,603,672.50	1,429,447.50	1,247,370.00	1,067,992.50	891,727.50					Actual Balance	At Year Start
February	bonds	35,000.00	140,000.00	140,000.00	150,000.00	150,000.00	150,000.00						bonds	February
	interest	6,079.46	18,407.50	17,567.50	16,657.50	15,420.00	13,957.50						interest	
August	bonds	0.00	0.00	0.00	0.00	0.00	0.00						bonds	August
	interest	18,407.50	17,567.50	16,657.50	15,420.00	13,957.50	12,307.50						interest	
Total Remitted	To Date	59,486.96	235,461.96	409,686.96	591,764.46	771,141.96	947,406.96	947,406.96	947,406.96	947,406.96	947,406.96	947,406.96	Total Remitted	To Date
Actual Balance	To Date	1,779,647.50	1,603,672.50	1,429,447.50	1,247,370.00	1,067,992.50	891,727.50	891,727.50					Actual Balance	To Date
Projected Pymnt	Per Year	59,486.96	175,975.00	174,225.00	182,077.50	179,377.50	176,265.00	177,677.50	178,540.00	178,865.00	178,670.00	177,975.00	Projected Pymnt	Per Year
Projected Balance	At Year End	1,779,647.50	1,603,672.50	1,429,447.50	1,247,370.00	1,067,992.50	891,727.50	714,050.00	535,510.00	356,645.00	177,975.00	0.00	Projected Balance	At Year End

\$1,988,356.26	COB Series 2001 Debt Service on Refunded Bonds	\$1,590,000.00	Principal	\$1,590,000.00	Series 2010 Sources of Funds..Proceeds of Bonds
\$1,839,134.46	GOB Series 2010 Refunded Bonds	\$249,134.46	interest	\$38,746.50	Cost of Issuance
\$149,221.80	Net savings	\$1,839,134.46	GOB Series 2010, Refunding Bonds	\$1,551,253.50	Deposit to Escrow

Original Certificates of Obligation Bonds Series 2001 payments started February 2002
Series 2010 Refunding ... Interest and Bond Redemptions due February of each year starting February of 2011
Series 2010 Refunding ... Interest only due August of each year starting August of 2011

GILLESPIE COUNTY, TEXAS

GOB Series 2013 ... Jail Project

**Bond Redemptions Interest Payment Schedule
February.2014 through February.2033**

Schedule Bond Redemption & Interest Payment		Initial Receipt of Bonds June.2013	Year 1 2014	Year 2 2015	Year 3 2016	Year 4 2017	Year 5 2018	Year 6 2019	Year 7 2020	Year 8 2021	Year 9 2022	Year 10 2023
Projected Balances At Year Start		20,429,713.00	20,429,713.00	19,408,475.00	18,387,525.00	17,367,275.00	16,347,925.00	15,324,725.00	14,300,875.00	13,279,650.00	12,256,300.00	11,234,800.00
February	bonds	0.00	395,000.00	530,000.00	540,000.00	550,000.00	565,000.00	580,000.00	595,000.00	620,000.00	645,000.00	670,000.00
	interest	0.00	378,113.00	248,125.00	242,825.00	237,425.00	231,925.00	226,275.00	217,575.00	208,650.00	194,700.00	181,800.00
August	bonds	0.00	0.00	0.00	0.00	0.00	0.00	0.00	0.00	0.00	0.00	0.00
	interest	0.00	248,125.00	242,825.00	237,425.00	231,925.00	226,275.00	217,575.00	208,650.00	194,700.00	181,800.00	168,400.00
Projected Total Remittance		0.00	1,021,238.00	2,042,188.00	3,062,438.00	4,081,788.00	5,104,988.00	6,128,838.00	7,150,083.00	8,173,413.00	9,194,913.00	10,215,113.00
Project Balances At Year End		20,429,713.00	19,408,475.00	18,387,525.00	17,367,275.00	16,347,925.00	15,324,725.00	14,300,875.00	13,279,650.00	12,256,300.00	11,234,800.00	10,214,600.00
Bonds Issued June.2014												
Principal and Interest payments due February of each year starting February of 2014												
Interest only payments due August of each year starting August of 2014												

Outstanding Tax Secured Debt		Initial Receipt of Bonds June.2013	Year 1 2014	Year 2 2015	Year 3 2016	Year 4 2017	Year 5 2018	Year 6 2019	Year 7 2020	Year 8 2021	Year 9 2022	Year 10 2023
Balances At Year Start		20,429,713.00	20,429,713.00	19,408,475.50	18,387,525.50	17,367,275.50						
February	bonds	0.00	395,000.00	530,000.00	540,000.00							
	interest	0.00	378,112.50	248,125.00	242,825.00							
August	bonds	0.00	0.00	0.00	0.00							
	interest	0.00	248,125.00	242,825.00	237,425.00							
Total Annual Remittances		0.00	1,021,237.50	1,020,950.00	1,020,250.00	0.00						
Total Remittances To Date		0.00	1,021,237.50	2,042,187.50	3,062,437.50	3,062,437.50						

GILLESPIE COUNTY, TEXAS

GOB Series 2013 ... Jail Project

**Bond Redemptions Interest Payment Schedule
February.2014 through February.2033**

Schedule Bond Redemption & Interest Payment		Year 11	Year 12	Year 13	Year 14	Year 15	Year 16	Year 17	Year 18	Year 19	Year 20
		2024	2025	2026	2027	2028	2029	2030	2031	2032	2033
Projected Balances At Year Start		10,214,600.00	9,191,800.00	8,172,500.00	7,152,800.00	6,129,000.00	5,107,400.00	4,084,300.00	3,061,100.00	2,039,200.00	1,020,000.00
February	bonds	700,000.00	725,000.00	755,000.00	790,000.00	820,000.00	855,000.00	890,000.00	925,000.00	960,000.00	1,000,000.00
	interest	168,400.00	154,400.00	139,900.00	124,800.00	109,000.00	92,600.00	75,500.00	57,700.00	39,200.00	20,000.00
August	bonds	0.00	0.00	0.00	0.00	0.00	0.00	0.00	0.00	0.00	0.00
	interest	154,400.00	139,900.00	124,800.00	109,000.00	92,600.00	75,500.00	57,700.00	39,200.00	20,000.00	0.00
Projected Total Remittance		11,237,913.00	12,257,213.00	13,276,913.00	14,300,713.00	15,322,313.00	16,345,413.00	17,368,613.00	18,390,513.00	19,409,713.00	20,429,713.00
Project Balances At Year End		9,191,800.00	8,172,500.00	7,152,800.00	6,129,000.00	5,107,400.00	4,084,300.00	3,061,100.00	2,039,200.00	1,020,000.00	0.00
Bonds Issued June.2014											
Principal and Interest payments due February of each year starting February of 2014											
Interest only payments due August of each year starting August of 2014											

Outstanding Tax Secured Debt		Year 11	Year 12	Year 13	Year 14	Year 15	Year 16	Year 17	Year 18	Year 19	Year 20
		2024	2025	2026	2027	2028	2029	2030	2031	2032	2033
Balances At Year Start											
February	bonds										
	interest										
August	bonds										
	interest										
Total Annual Remittances											
Total Remittances To Date											

GILLESPIE COUNTY, TEXAS
Capital Assets Lease/Purchase ... Contract 6451, September.2013
Road & Bridge Departments

PROJECTED Payments

PROJECTED Payments	FY2016			FY2017			FY2018			FY2019		
	Total Payment	Principal	Interest	Total Payment	Principal	Interest	Total Payment	Principal	Interest	Total Payment	Principal	Interest
Balance At Year Start	198,399.52			135,747.04			73,094.56			10,442.08		
October payment	5,221.04			5,221.04			5,221.04			5,221.04		
principal/interest	4,622.79	598.25		4,803.90	417.14		4,992.12	28.92		5,187.70	33.34	
November payment	5,221.04			5,221.04			5,221.04			5,221.04		
principal/interest	4,637.62	583.42		4,819.31	401.73		5,008.13	212.91		5,204.37	16.67	
December payment	5,221.04			5,221.04			5,221.04			5,221.04		
principal/interest	4,652.49	568.55		4,834.77	386.27		5,024.20	196.84				
January payment	5,221.04			5,221.04			5,221.04			5,221.04		
principal/interest	4,667.42	553.62		4,850.28	370.76		5,040.31	180.73				
February payment	5,221.04			5,221.04			5,221.04			5,221.04		
principal/interest	4,682.39	538.65		4,865.84	355.20		5,056.48	164.56				
March payment	5,221.04			5,221.04			5,221.04			5,221.04		
principal/interest	4,697.41	523.63		4,881.45	339.59		5,072.70	148.34				
April payment	5,221.04			5,221.04			5,221.04			5,221.04		
principal/interest	4,712.48	508.56		4,897.11	323.93		5,088.97	132.07				
May payment	5,221.04			5,221.04			5,221.04			5,221.04		
principal/interest	4,727.59	493.45		4,912.82	308.22		5,105.30	115.74				
June payment	5,221.04			5,221.04			5,221.04			5,221.04		
principal/interest	4,742.76	478.28		4,928.57	292.47		5,121.67	99.37				
July payment	5,221.04			5,221.04			5,221.04			5,221.04		
principal/interest	4,757.97	463.07		4,944.38	276.66		5,138.10	82.94				
August payment	5,221.04			5,221.04			5,221.04			5,221.04		
principal/interest	4,773.23	447.81		4,960.24	260.80		5,154.58	66.46				
September payment	5,221.04			5,221.04			5,221.04			5,221.04		
principal/interest	4,788.54	432.50		4,976.16	244.88		5,171.12	49.92				
Total Proposed Payments Per Year												
Total Payments	62,652.48			62,652.48			62,652.48			10,442.08		
Principal	56,462.69			56,674.83			60,973.68			10,392.07		
Interest		6,189.79		3,977.65			1,478.80			50.01		
Projected Balance Year End												
	135,747.04			73,094.56			10,442.08			0.00		

GILLESPIE COUNTY, TEXAS
Capital Assets Lease/Purchase ... Contract 6451, September.2013
Road & Bridge Departments

ACTUAL Payments

ACTUAL Payments	FY2016			FY2017			FY2018			FY2019		
	Total Payment	Principal	Interest	Total Payment	Principal	Interest	Total Payment	Principal	Interest	Total Payment	Principal	Interest
Balance At Year Start	193,188.48			135,758.04								
October payment	5,221.04			5,221.04								
principal/interest	4,637.62	583.42		4,803.90	417.14							
November payment	5,220.04			5,221.04								
principal/interest	4,652.49	567.55		4,819.31	401.73							
December payment	5,221.04			5,221.04			5,221.04					
principal/interest	4,667.42	553.62		4,819.31	401.73							
January payment	5,221.04											
principal/interest	4,682.39	538.65										
February payment	5,221.04											
principal/interest	4,697.41	523.63										
March payment	5,221.04											
principal/interest	4,712.48	508.56										
April payment	5,221.04											
principal/interest	4,727.59	493.45										
May payment	5,221.04											
principal/interest	4,742.76	478.28										
June payment	5,221.04											
principal/interest	4,757.97	463.07										
July payment	5,221.04											
principal/interest	4,773.23	447.81										
August payment	5,221.04											
principal/interest	4,788.54	432.50										
September payment	0.00											
principal/interest	0.00	0.00										
Total Payments as of Current Date												
Total Payments	57,430.44			15,663.12								
Principal	51,839.90			14,442.52								
Interest		5,590.54		1,220.60								
Balance as of Current Period												
	135,758.04			120,094.92								

GILLESPIE COUNTY, TEXAS
Public Property Finance ... Contract 6774, October 24, 2014
Sheriff Office ... Law Enforcement Radio System Upgrade

PROJECTED Payments

PROJECTED Payments	FY2016			FY2017			FY2018			FY2019		
	Total Payment	Principal	Interest	Total Payment	Principal	Interest	Total Payment	Principal	Interest	Total Payment	Principal	Interest
Balance Year Start	622,829.27			554,260.91			485,692.55			417,124.19		
October	payment	5,714.03		5,714.03			5,714.03			5,714.03		
	principal/interest		4,141.76	1,572.27	4,291.13	1,422.90	4,445.88	1,268.15		4,606.21	1,107.82	
November	payment	5,714.03		5,714.03			5,714.03			5,714.03		
	principal/interest		4,154.01	1,560.02	4,303.81	1,410.22	4,459.02	1,255.01		4,619.83	1,094.20	
December	payment	5,714.03		5,714.03			5,714.03			5,714.03		
	principal/interest		4,166.29	1,547.74	4,316.54	1,397.49	4,472.21	1,241.82		4,633.49	1,080.54	
January	payment	5,714.03		5,714.03			5,714.03			5,714.03		
	principal/interest		4,178.61	1,535.42	4,329.30	1,384.73	4,485.43	1,228.60		4,647.19	1,066.84	
February	payment	5,714.03		5,714.03			5,714.03			5,714.03		
	principal/interest		4,190.96	1,523.07	4,342.10	1,371.93	4,498.69	1,215.34		4,660.93	1,053.10	
March	payment	5,714.03		5,714.03			5,714.03			5,714.03		
	principal/interest		4,203.35	1,510.68	4,354.94	1,359.09	4,511.99	1,202.04		4,674.71	1,039.32	
April	payment	5,714.03		5,714.03			5,714.03			5,714.03		
	principal/interest		4,215.78	1,498.25	4,367.82	1,346.21	4,525.33	1,188.70		4,688.53	1,025.50	
May	payment	5,714.03		5,714.03			5,714.03			5,714.03		
	principal/interest		4,228.25	1,485.78	4,380.73	1,333.30	4,538.71	1,175.32		4,702.39	1,011.64	
June	payment	5,714.03		5,714.03			5,714.03			5,714.03		
	principal/interest		4,240.75	1,473.28	4,393.68	1,320.35	4,552.13	1,161.90		4,716.30	997.73	
July	payment	5,714.03		5,714.03			5,714.03			5,714.03		
	principal/interest		4,253.29	1,460.74	4,406.67	1,307.36	4,565.59	1,148.44		4,730.24	983.79	
August	payment	5,714.03		5,714.03			5,714.03			5,714.03		
	principal/interest		4,265.86	1,448.17	4,419.70	1,294.33	4,579.09	1,134.94		4,744.23	969.80	
September	payment	5,714.03		5,714.03			5,714.03			5,714.03		
	principal/interest		4,278.48	1,435.55	4,432.77	1,281.26	4,592.63	1,121.40		4,758.25	955.78	
Total Proposed Payments Per Year												
	Total Payments	68,568.36		68,568.36			68,568.36			68,568.36		
	Principal		50,517.39		52,339.19		54,226.70			56,182.30		
	Interest			18,050.97		16,229.17		14,341.66			12,386.06	
Projected Balance Year End												
			554,260.91		485,692.55		417,124.19			348,555.83		

GILLESPIE COUNTY, TEXAS
Public Property Finance ... Contract 6774, October 24, 2014
Sheriff Office ... Law Enforcement Radio System Upgrade

PROJECTED Payments

FY2020			FY2021			FY2022			FY2023			FY2024			FY2025		
Total Payment	Principal	Interest	Total Payment	Principal	Interest	Total Payment	Principal	Interest	Total Payment	Principal	Interest	Total Payment	Principal	Interest	Total Payment	Principal	Interest
348,555.83			279,987.47			211,419.11			142,850.75			74,282.39			5,714.03		
5,714.03			5,714.03			5,714.03			5,714.03			5,714.03			5,714.03		
	4,772.32	941.71		4,944.43	769.60		5,122.74	591.29		5,307.48	406.55		5,498.88	215.15		5,696.97	17.06
5,714.03			5,714.03			5,714.03			5,714.03			5,714.03					
	4,786.43	927.60		4,959.04	754.99		5,137.88	576.15		5,323.17	390.86		5,515.14	198.89			
5,714.03			5,714.03			5,714.03			5,714.03			5,714.03					
	4,800.58	913.45		4,973.71	740.32		5,153.07	560.96		5,338.91	375.12		5,531.45	182.58			
5,714.03			5,714.03			5,714.03			5,714.03			5,714.03					
	4,814.78	899.25		4,988.41	725.62		5,168.31	545.72		5,354.69	359.34		5,547.80	166.23			
5,714.03			5,714.03			5,714.03			5,714.03			5,714.03					
	4,829.01	885.02		5,003.16	710.87		5,183.59	530.44		5,370.53	343.50		5,564.20	149.83			
5,714.03			5,714.03			5,714.03			5,714.03			5,714.03					
	4,843.29	870.74		5,017.95	696.08		5,198.92	515.11		5,386.41	327.62		5,580.65	133.38			
5,714.03			5,714.03			5,714.03			5,714.03			5,714.03					
	4,857.61	856.42		5,032.79	681.24		5,214.29	499.74		5,402.33	311.70		5,597.15	116.88			
5,714.03			5,714.03			5,714.03			5,714.03			5,714.03					
	4,871.97	842.06		5,047.67	666.36		5,229.71	484.32		5,418.30	295.73		5,613.70	100.33			
5,714.03			5,714.03			5,714.03			5,714.03			5,714.03					
	4,886.38	827.65		5,062.60	651.43		5,245.17	468.86		5,434.32	279.71		5,630.30	83.73			
5,714.03			5,714.03			5,714.03			5,714.03			5,714.03					
	4,900.83	813.20		5,077.56	636.47		5,260.68	453.35		5,450.39	263.64		5,646.95	67.08			
5,714.03			5,714.03			5,714.03			5,714.03			5,714.03					
	4,915.32	798.71		5,092.58	621.45		5,276.23	437.80		5,466.51	247.52		5,663.65	50.38			
5,714.03			5,714.03			5,714.03			5,714.03			5,714.03					
	4,929.85	784.18		5,107.63	606.40		5,291.83	422.20		5,482.67	231.36		5,680.39	33.64			
68,568.36			68,568.36			68,568.36			68,568.36			68,568.36			5,714.03		
	58,208.37			60,307.53			62,482.42			64,735.71			67,070.26			5,696.97	
		10,359.99			8,260.83			6,085.94			3,832.65			1,498.10			17.06
279,987.47			211,419.11			142,850.75			74,282.39			5,714.03			0.00		

GILLESPIE COUNTY, TEXAS
Public Property Finance ... Contract 6774, October 24, 2014
Sheriff Office ... Law Enforcement Radio System Upgrade

ACTUAL Payments

ACTUAL Payments	FY2016			FY2017			FY2018			FY2019			
	Total Payment	Principal	Interest	Total Payment	Principal	Interest	Total Payment	Principal	Interest	Total Payment	Principal	Interest	Total Payment
Balance Year Start	623,572.07			555,003.71									
October	payment	5,714.03		5,714.03									
	principal/interest		4,141.76	1,572.27	4,291.13	1,422.90							
November	payment	5,714.03		5,714.03									
	principal/interest		4,154.01	1,560.02	4,303.81	1,410.22							
December	payment	5,714.03		5,714.03									
	principal/interest		4,166.29	1,547.74	4,303.81	1,410.22							
January	payment	5,714.03											
	principal/interest		4,178.61	1,535.42									
February	payment	5,714.03											
	principal/interest		4,190.96	1,523.07									
March	payment	5,714.03											
	principal/interest		4,203.35	1,510.68									
April	payment	5,714.03											
	principal/interest		4,215.78	1,498.25									
May	payment	5,714.03											
	principal/interest		4,228.25	1,485.78									
June	payment	5,714.03											
	principal/interest		4,240.75	1,473.28									
July	payment	5,714.03											
	principal/interest		4,253.29	1,460.74									
August	payment	5,714.03											
	principal/interest		4,265.86	1,448.17									
September	payment	5,714.03											
	principal/interest		4,278.48	1,435.55									
Total Payments													
Current Period													
	Total Payments	68,568.36		17,142.09									
	Principal		50,517.39		12,898.75								
	Interest			18,050.97		4,243.34							
Balance Current Period													
		555,003.71		537,861.62									

County of Gillespie
 District Clerk Bond / Trust Recap
 October 2016 - September 2017
 Funds Managed by County Treasurer

Cause Description	Cause No	Initial Investment Face Value	Prior Interest			Current Year Interest										Cause Description	Released Investments	Current Balances	Current Interest	Total Interest
			Adjusted Interest	TexPool Interest	TexPool Account															
					Oct.2016	Nov.2016	Dec.2016	Jan.2017	Feb.2017	Mar.2017	Apr.2017	May.2017	Jun.2017	Jul.2017	Aug.2017					
Sonstegard / Curtis	2705	1,000.00	792.60	31.52	closed 05 2004/transferred to District Clerk Acct 117										Sonstegard / Curtis	1,824.32	0.00	0.00	824.32	
State v Montagnino	4073	10,000.00	43.82	171.08	closed 04 2004										State v Montagnino	10,214.90	0.00	0.00	214.90	
State v Chow	4232	10,000.00		31.34	closed 05 2004/transferred to District Clerk Acct 117										State v Chow	10,031.34	0.00	0.00	31.34	
State v Loui	4233	10,000.00		25.50	closed 04 2004										State v Loui	10,025.50	0.00	0.00	25.50	
State v Duecker	4261	20,000.00		33.03	closed 05 2004/transferred to District Clerk Acct 117										State v Duecker	20,033.03	0.00	0.00	33.03	
State v Duecker	4262	20,000.00		33.03	closed 05 2004/transferred to District Clerk Acct 117										State v Duecker	20,033.03	0.00	0.00	33.03	
Wheatcraft v Meier	6978	500.00	236.07	161.61	0.29	0.29												898.26	0.58	398.28
Munsell Meier v Robinson	7227	1,000.00	390.71	254.33	closed 03 11 2008										Munsell Meier v Robinson	1,645.04	0.00	0.00	645.04	
Pauls v Bird	8623	500.00	77.66	126.86	0.23	0.23												704.98	0.46	204.98
Pruitt v Danes	8764	1,000.00	128.41	16.95	closed 02 2004										Pruitt v Danes	1,145.36	0.00	0.00	145.36	
Damron (Investment)	8766	500.00		24.86	closed 10 2005										Damron (Investment)	524.86	0.00	0.00	24.86	
Tin Star Ranch	9411	500.00	5.37	32.96	closed 02 03 2006										Tin Star Ranch	538.33	0.00	0.00	38.33	
Hearne & Phillips	9461	100.00	1.07	22.18	0.04	0.04												123.33	0.08	23.33
Haggard v Schroeder	9666	500.00	1.19	110.00	0.20	0.20												611.59	0.40	111.59
Staats v Tonn	9752	1,000.00		17.85	closed 12 2003										Staats v Tonn	1,017.85	0.00	0.00	17.85	
Silver Deer v Senkbeil	10010	100.00		20.95	0.04	0.04												121.03	0.08	21.03
Ankem v Woods & Schmidt	10154	1,000.00		55.01	closed 03 06 2006										Ankem v Woods & Schmidt	1,055.01	0.00	0.00	55.01	
Sledge v Jones	10370	1,000.00		194.25	0.40	0.39												1,195.04	0.79	195.04
Whitewood v Hartel	10373	100.00		19.47	0.04	0.04												119.55	0.08	19.55
Ballard v Keidel	10412	1,000.00		4.31	closed 12 2004										Ballard v Keidel	1,004.31	0.00	0.00	4.31	
Parker/Roscoe L	10522	23,800.00		2,639.22	closed 07 12 2007										Parker/Roscoe L	26,439.22	0.00	0.00	2,639.22	
Harris v Fourton (dba Silver Deer)	10779	1,000.00		155.43	0.39	0.38												1,156.20	0.77	156.20
Fonder v Salinas	10930	200.00		28.19	0.07	0.07												228.33	0.14	28.33
City of Fbg v Penick	10970	274,045.00		118.40	closed 09 21 2006										City of Fbg v Penick	274,163.40	0.00	0.00	118.40	
A J Waight v LCRA	11042	250.00		1.06	closed 07 20 2006										A J Waight v LCRA	251.06	0.00	0.00	1.06	
Jenschke v Friedrich	11228	1,000.00		15.72	closed 06 01 2007										Jenschke v Friedrich	1,015.72	0.00	0.00	15.72	
Quest Oil v Wallen and B&B Oil	11259	1,000.00		74.17	closed 03 24 2011										Quest Oil v Wallen and B&B Oil	1,074.17	0.00	0.00	74.17	
Cornerstone v Parker	11336	1,000.00		55.93	0.34	0.35												1,056.62	0.69	56.62
Irwin vs Irwin	11399	303,022.74		3,310.61	closed 06 07 2011										Irwin vs Irwin	306,333.35	0.00	0.00	3,310.61	
Herb Venture v Varney	11703	250.00		4.85	0.08	0.08												255.01	0.16	5.01
Dolezal vs Dolezal	11812	1,000.00		7.95	closed 10 2012										Dolezal vs Dolezal	1,007.95	0.00	0.00	7.95	

County of Gillespie
 District Clerk Bond / Trust Recap
 October 2016 - September 2017
 Funds Managed by County Treasurer

Cause No	Cause Description	Initial Investment Face Value	Prior Interest		Current Year Interest												Released Investments	Current Balances	Current Interest	Total Interest
			Adjusted Interest	TextPool Interest	Oct-2016	Nov-2016	Dec-2016	Jan-2017	Feb-2017	Mar-2017	Apr-2017	May-2017	Jun-2017	Jul-2017	Aug-2017	Sep-2017				
11877	Bredemus and J&B Cheese v Just	1,000.00		12.71	0.34	0.33											1,013.38	0.67	13.38	
11897	Prause & Thompson v Bierschwale	100.00		1.21	0.03	0.03											101.27	0.06	1.27	
11904	Rutherford v Ralther & Kamp	100.00		1.21	0.03	0.03											101.27	0.06	1.27	
11928A	Querner v Lester	1,000.00		4.78	0.34	0.33											1,005.45	0.67	5.45	
12195	TexHillCo EmployeesC.U. vs Beckmann	100.00		0.05	closed 01.19.2010												100.05	0.00	0.05	
12209	Fulton v Coleman	500.00		4.53	0.16	0.17											504.86	0.33	4.86	
12228	IBT Int v Grammer	115,000.00		130.48	closed 06.2014												115,130.48	0.00	130.48	
12369	Ferrell vs Hall, Executor Estate of Klein, Deceased	500.00		0.60	closed 12.27.2010												500.60	0.00	0.60	
12603	Baby vs Doggett	400.00		0.35	closed 02.14.2012												400.35	0.00	0.35	
12964	Cover v Chase Bank	100.00		0.41	0.03	0.03											100.47	0.06	0.47	
13025	Balero v Federal Home Mortgage	250.00		1.23	0.08	0.08											251.30	0.16	1.39	
13119	LCRA vs TRT Ranch	949,545.00		45.58	closed 09.10.2013												949,545.58	0.00	45.58	
13120	LCRA vs Oehler	195,009.00		9.36	closed 09.10.2013												195,009.36	0.00	9.36	
13121	LCRA vs Wahrenund	177,008.00		8.49	closed 09.10.2013												177,008.49	0.00	8.49	
13203	Collins, Estate of Smith v Bank of America	500.00		2.34	0.16	0.16											502.66	0.32	2.66	
13291	Whalley, et al vs Live Springs, et al	500.00		2.11	0.16	0.16											502.43	0.32	2.43	
13320	Bruce Kneese vs New York Life Insurance and Annuity Corp, et al	951.17	opened 03.03.2014	0.30	closed 03.05.2015												951.47	0.00	0.30	
13343	Hampton vs Spornbauer	2,000.00		8.46	0.66	0.66											2,009.78	1.32	9.78	
13640	Kerville Professional Properties LTD ... vs Friendship Village Owner's Assn, Inc ...	500.00	closed 03.03.2014	1.77	0.16	0.16											0.00	0.00	0.00	
13083	In the Matter of the Marriage of Roxanne L Pennington & Gerard M Pennington and in the Interest of Sarah Pennington & Matthew Pennington, Children	500.00	opened 03.03.2014	1.77	0.16	0.16											502.09	0.32	2.09	
13859	Berry vs Cardash	500,984.49	opened 09.11.2014	159.13	closed 2015.06.11												501,143.62	0.00	159.13	
13859TRC	Berry vs Cardash ... TRO	5,000.00	opened 09.11.2014	17.24	1.64	1.66											5,020.54	3.30	20.54	
10522(a)	Roscoe L Parker Guardianship	7,500.00	opened 09.11.2014	587.17	closed 07.12.2007												8,087.17	0.00	587.17	
3870A	State v Farmer	4,000.00	504.78	67.71	closed 05.2004transferred to District Clerk Act 117												4,572.49	0.00	572.49	
3870B	State v Farmer	1,000.00	126.19	19.89	closed 05.2004transferred to District Clerk Act 117												1,146.08	0.00	146.08	
8766(A)	Damron (trust)	26,278.61		92.83	closed 01.2005												26,371.44	0.00	92.83	
Totals		2,676,132.01	2,308.07	8,978.56	5.91	5.91	0.00	0.00	0.00	0.00	0.00	0.00	0.00	0.00	0.00	0.00	18,085.53	11.82	11,298.45	

County of Gillespie
County Clerk Holding Account Recap
 October 2016 -September 2017
 Funds Managed by County Treasurer

CAUSE	Investment Face		Prior Interest Adjusted		Current Year Interest TexPool Account												Released Investment	Current Balances	Total Interest FY2017	
	Value	Interest	Interest	TextPool	Oct.2016	Nov.2016	Dec.2016	Jan.2017	Feb.2017	Mar.2017	Apr.2017	May.2017	Jun.2017	Jul.2017	Aug.2017	Sep.2017				
Cause 9145 Doyle/Michael J Guardianship additional funds added July 2013 of \$682.40 to original face of \$120,200.23	120,200.23	682.23	682.23		39.29	39.29	39.58											0.00	120,971.33	78.87
Cause 8132 Roscoe L Parker	7,500.00	97.71	97.71		04.2009 account closed ... case transferred to District Court												7,597.71	0.00		
Cause 8321 David Eugene Reynolds	100,000.00	11,872.07	11,872.07		closed 07/14/2008												111,972.07	0.00		
Investment Totals	107,500.00	0.00	12,662.01	0.00	39.29	39.58	0.00	0.00	0.00	0.00	0.00	0.00	0.00	0.00	0.00	0.00	0.00	119,469.78	120,971.33	78.87

GILLESPIE COUNTY TEXAS

Investment Performance Summary
Certificate of Deposits

Financial Institution	FY2017												Year To Date
	Oct	Nov	Dec	Jan	Feb	Mar	Apr	May	Jun	Jul	Aug	Sep	
Blanco National Bank													Blanco National Bank
Certificate of Deposits ... held at face value													Certificate of Deposits ... held at face value
Amount of Investment	2,400,000	2,400,000											2,400,000
Average Interest Rate	0.4500	0.4500											0.4500
Earned Interest	887.76	917.28											1,805.04
Security State Bank & Trust													Security State Bank & Trust
Certificate of Deposits ... held at face value													Certificate of Deposits ... held at face value
Amount of Investment	2,650,000	2,650,000											2,650,000
Average Interest Rate	0.3667	0.3667											0.3667
Earned Interest	782.91	834.46											1,617.37

Financial Institution	FY2016												Year To Date
	Oct	Nov	Dec	Jan	Feb	Mar	Apr	May	Jun	Jul	Aug	Sep	
Blanco National Bank													Blanco National Bank
Certificate of Deposits ... held at face value													Certificate of Deposits ... held at face value
Amount of Investment	2,400,000	2,400,000	2,400,000	2,400,000	2,400,000	2,400,000	2,400,000	2,400,000	2,400,000	2,400,000	2,400,000	2,400,000	2,400,000
Average Interest Rate	0.4500	0.4500	0.4500	0.4500	0.4500	0.4500	0.4500	0.4500	0.4500	0.4500	0.4500	0.4500	0.4500
Earned Interest	887.76	917.28	887.76	917.28	914.82	860.48	917.28	887.76	917.28	890.22	917.28	917.28	10,832.48
Security State Bank & Trust													Security State Bank & Trust
Certificate of Deposits ... held at face value													Certificate of Deposits ... held at face value
Amount of Investment	2,650,000	2,650,000	2,650,000	2,650,000	2,650,000	2,650,000	2,650,000	2,650,000	2,650,000	2,650,000	2,650,000	2,650,000	2,650,000
Average Interest Rate	0.3500	0.3500	0.3500	0.3500	0.3500	0.3500	0.3500	0.3500	0.3500	0.3556	0.3556	0.3556	0.3514
Earned Interest	762.36	787.76	762.36	787.76	787.76	736.92	787.76	762.36	787.76	762.36	808.99	808.99	9,343.14

Financial Institution	FY2015												Year To Date
	Oct	Nov	Dec	Jan	Feb	Mar	Apr	May	Jun	Jul	Aug	Sep	
Blanco National Bank													Blanco National Bank
Certificate of Deposits ... held at face value													Certificate of Deposits ... held at face value
Amount of Investment	2,400,000	2,400,000	2,400,000	2,400,000	2,400,000	2,400,000	2,400,000	2,400,000	2,400,000	2,400,000	2,400,000	2,400,000	2,400,000
Average Interest Rate	0.4500	0.4500	0.4500	0.4500	0.4500	0.4500	0.4500	0.4500	0.4500	0.4500	0.4500	0.4500	0.4500
Earned Interest	887.76	917.28	887.76	917.28	912.34	833.42	916.05	890.22	917.28	887.76	917.28	917.28	10,801.71
Security State Bank & Trust													Security State Bank & Trust
Certificate of Deposits ... held at face value													Certificate of Deposits ... held at face value
Amount of Investment	2,650,000	2,650,000	2,650,000	2,650,000	2,650,000	2,650,000	2,650,000	2,650,000	2,650,000	2,650,000	2,650,000	2,650,000	2,650,000
Average Interest Rate	0.3500	0.3500	0.3500	0.3500	0.3500	0.3500	0.3500	0.3500	0.3500	0.3500	0.3500	0.3500	0.3500
Earned Interest	762.36	787.63	762.36	787.63	786.80	712.48	787.76	762.36	787.76	762.36	787.76	787.76	9,275.02

Financial Institution	FY2014												Year To Date
	Oct	Nov	Dec	Jan	Feb	Mar	Apr	May	Jun	Jul	Aug	Sep	
Blanco National Bank													Blanco National Bank
Certificate of Deposits ... held at face value													Certificate of Deposits ... held at face value
Amount of Investment	2,400,000	2,400,000	2,400,000	2,400,000	2,400,000	2,400,000	2,400,000	2,400,000	2,400,000	2,400,000	2,400,000	2,400,000	2,400,000
Average Interest Rate	0.5333	0.5167	0.5042	0.4917	0.4875	0.4792	0.4583	0.4500	0.4500	0.4500	0.4500	0.4500	0.4500
Earned Interest	1,076.62	1,095.57	1,019.12	1,036.14	1,005.73	910.12	985.20	912.39	925.77	887.76	917.28	917.28	11,688.98
Security State Bank & Trust													Security State Bank & Trust
Certificate of Deposits ... held at face value													Certificate of Deposits ... held at face value
Amount of Investment	2,650,000	2,650,000	2,650,000	2,650,000	2,650,000	2,650,000	2,650,000	2,650,000	2,650,000	2,650,000	2,650,000	2,650,000	2,650,000
Average Interest Rate	0.3889	0.3889	0.3889	0.3833	0.3722	0.3667	0.3611	0.3556	0.3556	0.3500	0.3500	0.3500	0.3676
Earned Interest	871.27	874.78	846.61	874.78	852.59	764.27	834.46	792.22	808.99	782.91	787.76	787.76	9,878.40

GILLESPIE COUNTY TEXAS

Investment Performance Summary
Certificate of Deposits

Financial Institution	FY2013												Year To Date		
	Oct	Nov	Dec	Jan	Feb	Mar	Apr	May	Jun	Jul	Aug	Sep			
Blanco National Bank													Blanco National Bank		
Certificate of Deposits ... held at face value													Certificate of Deposits ... held at face value		
Amount of Investment	2,400,000	2,400,000	2,400,000	2,400,000	2,400,000	2,400,000	2,400,000	2,400,000	2,400,000	2,400,000	2,400,000	2,400,000	2,400,000	2,400,000	Average Investment
Average Interest Rate	0.6500	0.6450	0.6375	0.6250	0.6200	0.6125	0.6125	0.5833	0.5708	0.5583	0.5500	0.5471		0.6011	Average Interest Rate
Earned Interest	1,282.08	1,324.80	1,273.86	1,299.33	1,267.84	1,148.97	1,248.39	1,167.00	1,188.96	1,125.91	1,146.51	1,129.53		14,603.18	Earned Interest
Security State Bank & Trust													Security State Bank & Trust		
Certificate of Deposits ... held at face value													Certificate of Deposits ... held at face value		
Amount of Investment	2,650,000	2,650,000	2,650,000	2,650,000	2,650,000	2,650,000	2,650,000	2,650,000	2,650,000	2,650,000	2,650,000	2,650,000	2,650,000	2,650,000	Average Investment
Average Interest Rate	0.4778	0.4778	0.4778	0.4687	0.4444	0.4333	0.4333	0.4111	0.4111	0.4000	0.4000	0.4000		0.4361	Average Interest Rate
Earned Interest	1,089.06	1,074.40	1,039.75	1,074.40	1,030.84	917.83	993.69	920.58	942.72	912.36	900.25	900.25		11,796.13	Earned Interest

Financial Institution	FY2012												Year To Date		
	Oct	Nov	Dec	Jan	Feb	Mar	Apr	May	Jun	Jul	Aug	Sep			
Blanco National Bank													Blanco National Bank		
Certificate of Deposits ... held at face value													Certificate of Deposits ... held at face value		
Amount of Investment	2,400,000	2,400,000	2,400,000	2,400,000	2,400,000	2,400,000	2,400,000	2,400,000	2,400,000	2,400,000	2,400,000	2,400,000	2,400,000	2,400,000	Average Investment
Average Interest Rate	0.8458	0.8083	0.7833	0.7458	0.7333	0.7167	0.6750	0.6583	0.6500	0.6500	0.6500	0.6500		0.7139	Average Interest Rate
Earned Interest	1,693.08	1,724.02	1,598.55	1,596.62	1,516.62	1,401.92	1,460.72	1,331.40	1,341.79	1,282.08	1,324.80	1,324.80		17,596.40	Earned Interest
Security State Bank & Trust													Security State Bank & Trust		
Certificate of Deposits ... held at face value													Certificate of Deposits ... held at face value		
Amount of Investment	2,650,000	2,650,000	2,650,000	2,650,000	2,650,000	2,650,000	2,650,000	2,650,000	2,650,000	2,650,000	2,650,000	2,650,000	2,650,000	2,650,000	Average Investment
Average Interest Rate	0.7222	0.7222	0.7222	0.6889	0.6222	0.5889	0.5556	0.5222	0.5222	0.5000	0.5000	0.5000		0.5972	Average Interest Rate
Earned Interest	1,800.00	1,605.23	1,553.43	1,605.23	1,477.83	1,334.81	1,363.18	1,195.90	1,210.30	1,171.25	1,125.37	1,125.37		16,567.90	Earned Interest

Financial Institution	FY2011												Year To Date		
	Oct	Nov	Dec	Jan	Feb	Mar	Apr	May	Jun	Jul	Aug	Sep			
Blanco National Bank													Blanco National Bank		
Certificate of Deposits ... held at face value													Certificate of Deposits ... held at face value		
Amount of Investment	2,400,000	2,400,000	2,400,000	2,400,000	2,400,000	2,400,000	2,400,000	2,400,000	2,400,000	2,400,000	2,400,000	2,400,000	2,400,000	2,400,000	Average Investment
Average Interest Rate	1.4625	1.3292	1.2542	1.1938	1.1771	1.1354	1.0313	0.9896	0.9396	0.9104	0.8813	0.8583		1.0969	Average Interest Rate
Earned Interest	2,979.48	2,981.13	2,621.94	2,556.45	2,422.88	2,185.34	2,312.03	2,034.21	2,017.07	1,853.37	1,855.68	1,796.22		27,615.80	Earned Interest
Security State Bank & Trust													Security State Bank & Trust		
Certificate of Deposits ... held at face value													Certificate of Deposits ... held at face value		
Amount of Investment	2,650,000	2,650,000	2,650,000	2,650,000	2,650,000	2,650,000	2,650,000	2,650,000	2,650,000	2,650,000	2,650,000	2,650,000	2,650,000	2,650,000	Average Investment
Average Interest Rate	1.1333	1.1333	1.1333	1.1000	1.0222	0.9833	0.9333	0.8833	0.8833	0.8333	0.8333	0.8333		0.9754	Average Interest Rate
Earned Interest	2,447.26	2,541.58	2,459.59	2,541.58	2,411.45	2,129.59	2,280.43	2,021.92	2,051.12	1,984.93	1,860.02	1,860.02		26,589.49	Earned Interest

Financial Institution	FY2010												Year To Date		
	Oct	Nov	Dec	Jan	Feb	Mar	Apr	May	Jun	Jul	Aug	Sep			
Blanco National Bank													Blanco National Bank		
Certificate of Deposits ... held at face value													Certificate of Deposits ... held at face value		
Amount of Investment	2,200,000	2,200,000	2,200,000	2,200,000	2,200,000	2,200,000	2,400,000	2,400,000	2,400,000	2,400,000	2,400,000	2,400,000	2,400,000	2,300,000	Average Investment
Average Interest Rate	2.5886	2.4409	2.3500	2.1795	2.1227	2.0091	1.8083	1.7250	1.6208	1.5792	1.5479	1.5104		1.9569	Average Interest Rate
Earned Interest	4,775.37	4,836.85	4,413.71	4,390.95	4,057.67	3,597.30	3,753.99	3,567.14	3,516.20	3,197.28	3,218.95	3,155.25		46,480.66	Earned Interest
Security State Bank & Trust													Security State Bank & Trust		
Certificate of Deposits ... held at face value													Certificate of Deposits ... held at face value		
Amount of Investment	400,000	400,000	400,000	400,000	400,000	650,000	2,650,000	2,650,000	2,650,000	2,650,000	2,650,000	2,650,000	2,650,000	1,545,833	Average Investment
Average Interest Rate	1.5750	1.5750	1.5750	1.5750	1.2750	1.2500	1.1333	1.0833	1.0833	1.1389	1.1389	1.1389		1.2951	Average Interest Rate
Earned Interest	673.99	535.06	517.82	535.06	532.05	394.25	677.32	2,441.10	2,193.21	2,202.74	2,528.82	2,528.83		15,760.25	Earned Interest

Financial Institution	FY2009												Year To Date		
	Oct	Nov	Dec	Jan	Feb	Mar	Apr	May	Jun	Jul	Aug	Sep			
Blanco National Bank													Blanco National Bank		
Certificate of Deposits ... held at face value													Certificate of Deposits ... held at face value		
Amount of Investment	1,700,000	1,700,000	1,700,000	1,700,000	1,700,000	1,700,000	2,200,000	2,200,000	2,200,000	2,200,000	2,200,000	2,200,000	2,200,000	1,950,000	Average Investment
Average Interest Rate	4.0412	3.6618	3.5353	3.2294	3.1500	3.0147	2.8682	2.7864	2.7864	2.7455	2.6932	2.6409		3.0961	Average Interest Rate
Earned Interest	5,810.95	5,834.80	5,116.43	5,104.40	4,634.27	4,136.41	4,352.75	5,385.78	5,206.30	5,038.38	5,129.86	5,032.19		60,782.52	Earned Interest
Security State Bank & Trust													Security State Bank & Trust		
Certificate of Deposits ... held at face value													Certificate of Deposits ... held at face value		
Amount of Investment	900,000	900,000	900,000	900,000	900,000	900,000	400,000	400,000	400,000	400,000	400,000	400,000	400,000	650,000	Average Investment
Average Interest Rate	3.0300	3.0300	3.0300	3.0300	2.4300	2.4300	2.2875	2.0500	2.0500	2.0500	2.0500	2.0500		2.4598	Average Interest Rate
Earned Interest	1,984.94	2,305.90	2,231.52	2,305.90	2,297.68	1,860.84	2,051.10	752.07	696.44	673.99	696.44	696.44		18,553.26	Earned Interest

GILLESPIE COUNTY TEXAS

Investment Performance Summary
Certificate of Deposits

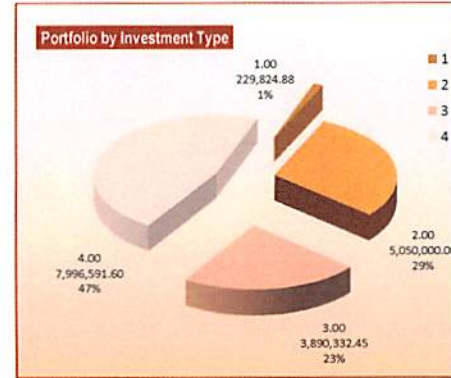
Financial Institution	Oct	Nov	Dec	Jan	Feb	Mar	Apr	May	Jun	Jul	Aug	Sep	Year To Date
FY2005													
Blanco National Bank													
Certificate of Deposits ... held at face value	1,600,000	1,600,000	1,600,000	1,600,000	1,600,000	1,700,000	1,700,000	1,700,000	1,700,000	1,700,000	1,700,000	1,700,000	1,700,000
Amount of Investment	5,531	5,487	5,465	5,231	5,121	4,932	4,826	4,559	4,425	4,291	4,158	4,023	4,158
Average Interest Rate	7,331.57	7,546.16	7,216.49	7,427.24	7,085.44	6,534.39	7,129.97	6,735.65	6,577.93	6,365.77	6,386.84	6,195.75	6,386.84
Earned Interest													
Security State Bank & Trust													
Certificate of Deposits ... held at face value	300,000	300,000	800,000	800,000	800,000	800,000	800,000	800,000	800,000	800,000	800,000	800,000	800,000
Amount of Investment	5,448	5,448	5,095	4,628	3,463	3,923	3,693	3,075	3,075	3,075	3,075	3,075	3,075
Average Interest Rate	1,343.43	1,388.20	1,343.43	3,283.46	3,050.05	2,293.02	1,000.92	2,201.52	2,051.10	1,984.94	2,051.10	2,051.10	2,051.10
Earned Interest													
FY2006													
Blanco National Bank													
Certificate of Deposits ... held at face value	1,300,000	1,400,000	1,400,000	1,600,000	1,600,000	1,600,000	1,600,000	1,600,000	1,600,000	1,600,000	1,600,000	1,600,000	1,600,000
Amount of Investment	5,161	5,314	5,367	5,456	5,500	5,531	5,563	5,565	5,575	5,583	5,583	5,575	5,575
Average Interest Rate	5,404.13	5,898.91	6,115.12	6,382.63	7,352.09	6,813.15	7,516.46	7,306.91	7,592.89	7,348.01	7,592.89	7,584.39	7,584.39
Earned Interest													
Security State Bank & Trust													
Certificate of Deposits ... held at face value	200,000	200,000	200,000	200,000	300,000	300,000	300,000	300,000	300,000	300,000	300,000	300,000	300,000
Amount of Investment	5,095	5,095	5,095	5,416	5,416	5,416	5,416	5,448	5,448	5,448	5,448	5,448	5,448
Average Interest Rate	837.54	865.46	837.54	865.46	865.46	1,246.58	1,380.15	1,335.62	1,388.20	1,343.43	1,388.20	1,388.20	1,388.20
Earned Interest													
FY2006													
Blanco National Bank													
Certificate of Deposits ... held at face value	1,200,000	1,200,000	1,200,000	1,200,000	1,200,000	1,200,000	1,300,000	1,300,000	1,300,000	1,300,000	1,300,000	1,300,000	1,300,000
Amount of Investment	3,093	3,267	3,608	4,012	4,188	4,329	4,385	4,673	4,673	4,808	4,935	5,068	5,068
Average Interest Rate	3,050.96	3,339.50	3,556.44	3,883.06	4,091.15	3,848.66	4,412.19	4,689.04	4,726.43	4,993.12	5,308.21	5,455.61	5,455.61
Earned Interest													
Security State Bank & Trust													
Certificate of Deposits ... held at face value	100,000	100,000	100,000	100,000	100,000	100,000	100,000	200,000	200,000	200,000	200,000	200,000	200,000
Amount of Investment	3,000	3,000	3,000	3,000	5,000	5,000	5,000	5,095	5,095	5,095	5,095	5,095	5,095
Average Interest Rate	246.58	254.80	246.58	254.80	254.80	383.56	424.66	410.96	865.46	837.54	865.46	865.46	865.46
Earned Interest													
FY2005													
Blanco National Bank													
Certificate of Deposits ... held at face value	1,200,000	1,200,000	1,200,000	1,200,000	1,200,000	1,200,000	1,200,000	1,200,000	1,200,000	1,200,000	1,200,000	1,200,000	1,200,000
Amount of Investment	1,847	1,860	1,888	1,888	2,058	2,158	2,272	2,272	2,548	2,675	2,617	2,927	2,927
Average Interest Rate	1,814.02	1,895.70	1,855.10	1,916.93	2,095.26	1,984.55	2,288.18	2,243.02	2,583.80	2,626.85	2,855.39	2,985.79	2,985.79
Earned Interest													
Security State Bank & Trust													
Certificate of Deposits ... held at face value	100,000	100,000	100,000	100,000	100,000	100,000	100,000	100,000	100,000	100,000	100,000	100,000	100,000
Amount of Investment	3,000	3,000	3,000	3,000	3,000	3,000	3,000	3,000	3,000	3,000	3,000	3,000	3,000
Average Interest Rate	0.00	0.00	0.00	0.00	230.14	230.14	230.14	246.58	254.80	246.58	254.80	254.80	254.80
Earned Interest													

GILLESPIE COUNTY, TEXAS

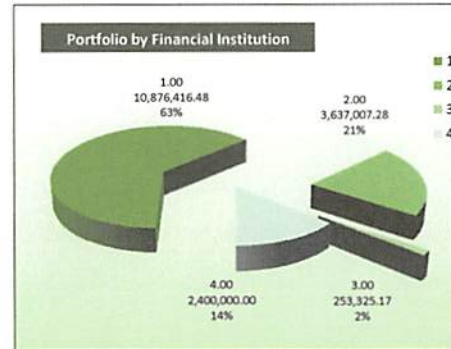
Portfolio Asset Summary By Investment Type

As of November 30, 2016
Of Funds Managed By County Treasurer Office

Financial Institution Account / Investment Type	Cash Balances As Of November 30, 2016	
Security State Bank & Trust		
County Depository		
Checking Accounts		
General ... multi-fund account	(142.25)	
COB 2001, GOB Series 2010 ... Interest & Sinking	1.00	
County Attorney Hot Check Fund	7,718.07	
Appellate Judicial	0.00	
Justice of Peace No 1	38,000.45	
Justice of Peace No 2	35,131.39	
County Clerk Operating	73,968.53	
District Clerk Operating	75,145.69	
GOB Series 2013 ... Jail Project	1.00	
GOB Series 2013 ... Interest & Sinking	1.00	229,824.88
Sweep Accounts		
General ... multi-fund account	7,450,854.38	
GOB Series 2013 ... Jail Project	37,076.51	
COB 2001, GOB Series 2010 ... Interest & Sinking	72,633.36	
GOB Series 2013 ... Interest & Sinking	436,027.35	7,996,591.60
Certificate of Deposit .. General Fund (10.)		
0.35% per annum, paid monthly .. maturity 02.11.2017	100,000.00	
0.35% per annum, paid monthly .. maturity 05.02.2017	100,000.00	
0.35% per annum, paid monthly .. maturity 02.28.2017	100,000.00	
0.40% per annum, paid monthly .. maturity 10.29.2017	100,000.00	
0.35% per annum, paid monthly .. maturity 03.04.2017	250,000.00	
0.35% per annum, paid monthly .. maturity 04.01.2017	500,000.00	
0.40% per annum, paid monthly .. maturity 07.01.2017	500,000.00	
0.40% per annum, paid monthly .. maturity 10.01.2017	500,000.00	
0.35% per annum, paid monthly .. maturity 01.01.2017	500,000.00	2,650,000.00
		10,876,416.48
TexPool		
Investment Service for Public Funds		
Investment Pool		
General ... multi-fund account	3,497,237.13	
Interest & Sinking	713.29	
District Clerk Holding In Trust	18,085.53	
County Clerk Holding In Trust	120,971.33	
GOB Series 2013 ... Jail Project	0.00	3,637,007.28
		3,637,007.28



Portfolio by Investment Type As of November 30, 2016		
1	229,824.88	Checking Accounts
2	5,050,000.00	Certificates of Deposit
3	3,890,332.45	Investment Pools
4	7,996,591.60	Sweep Accounts
	17,166,748.93	Total



Portfolio by Financial Institution As of November 30, 2016		
1	10,876,416.48	Security State Bank & Trust
2	3,637,007.28	TexPool
3	253,325.17	Texas Class
4	2,400,000.00	Blanco National Bank
	17,166,748.93	Total

GILLESPIE COUNTY, TEXAS
Portfolio Asset Summary By Investment Type
As of November 30, 2016
Of Funds Managed By County Treasurer Office

Texas Class Investment Service for Public Funds Investment Pool	Financial Institution Account / Investment Type	Cash Balances As Of November 30, 2016
GOB Series 2013 ... Jail Project		253,325.17 253,325.17 253,325.17
Blanco National Bank		
Certificate of Deposit .. General Fund (10.)		
0.45% per annum, paid monthly .. maturity 11.07.2017		100,000.00
0.45% per annum, paid monthly .. maturity 02.11.2017		100,000.00
0.45% per annum, paid monthly .. maturity 01.02.2017		100,000.00
0.45% per annum, paid monthly .. maturity 07.19.2017		100,000.00
0.45% per annum, paid monthly .. maturity 03.07.2017		100,000.00
0.45% per annum, paid monthly .. maturity 09.07.2017		100,000.00
0.45% per annum, paid monthly .. maturity 10.07.2017		100,000.00
0.45% per annum, paid monthly .. maturity 05.28.2017		100,000.00
0.45% per annum, paid monthly .. maturity 08.02.2017		100,000.00
0.45% per annum, paid monthly .. maturity 11.02.2017		100,000.00
0.45% per annum, paid monthly .. maturity 12.02.2016		100,000.00
0.45% per annum, paid monthly .. maturity 04.18.2017		100,000.00
0.45% per annum, paid monthly .. maturity 11.22.2017		100,000.00
0.45% per annum, paid monthly .. maturity 01.30.2017		100,000.00
0.45% per annum, paid monthly .. maturity 01.30.2017		100,000.00
0.45% per annum, paid monthly .. maturity 03.05.2017		100,000.00
0.45% per annum, paid monthly .. maturity 04.01.2017		100,000.00
0.45% per annum, paid monthly .. maturity 04.01.2017		100,000.00
0.45% per annum, paid monthly .. maturity 04.01.2017		100,000.00
0.45% per annum, paid monthly .. maturity 04.15.2017		100,000.00
0.45% per annum, paid monthly .. maturity 05.01.2017		100,000.00
0.45% per annum, paid monthly .. maturity 06.15.2017		100,000.00
Total		17,166,748.93

GILLESPIE COUNTY, TEXAS

Portfolio Asset Summary vs. Security Holdings
As of November 30, 2016

For Funds Held by the County Treasurer and All Fee Offices

Financial Institution Account / Investment Type	Cash Balances as of November 30, 2016	Financial Institution Pledge / Security Holdings
Security State Bank & Trust County Depository		
County Treasurer Managed Accounts		
Checking Accounts		
General Checking ... multi-fund account	(142.25)	
COB Series 2001, GORefunding 2010 ... Interest & Sinking	1.00	
County Attorney Hot Check Fund	7,718.07	
Appellate Judicial	0.00	
Justice of Peace No 1	38,000.45	
Justice of Peace No 2	35,131.39	
County Clerk Operating	73,968.53	
District Clerk Operating	75,145.69	
GOB Series 2013 ... Jail Project	1.00	
GOB Series 2013 ... Interest & Sinking	1.00	
	<u>229,824.88</u>	
Sweep Accounts		
General ... multi-fund account	7,450,854.38	
GOB Series 2013 ... Jail Project	37,076.51	
COB Series 2001, GORefunding 2010 ... Interest & Sinking	72,633.36	
GOB Series 2013 ... Interest & Sinking	436,027.35	
	<u>7,996,591.60</u>	
County Treasurer Managed Investments		
Certificates of Deposit .. General Fund (10.)		
0.35% per annum, paid monthly .. maturity 02.11.2017	100,000.00	
0.35% per annum, paid monthly .. maturity 05.02.2017	100,000.00	
0.35% per annum, paid monthly .. maturity 02.28.2017	100,000.00	
0.40% per annum, paid monthly .. maturity 10.29.2017	100,000.00	
0.35% per annum, paid monthly .. maturity 03.04.2017	250,000.00	
0.35% per annum, paid monthly .. maturity 04.01.2017	500,000.00	
0.40% per annum, paid monthly .. maturity 07.01.2017	500,000.00	
0.40% per annum, paid monthly .. maturity 10.01.2017	500,000.00	
0.35% per annum, paid monthly .. maturity 01.01.2017	500,000.00	
	<u>2,650,000.00</u>	

GILLESPIE COUNTY, TEXAS

Portfolio Asset Summary vs. Security Holdings
As of November 30, 2016

For Funds Held by the County Treasurer and All Fee Offices

Financial Institution Account / Investment Type	Cash Balances as of November 30, 2016	Financial Institution Pledge / Security Holdings
Security State Bank & Trust County Depository	Account Balances	Pledge / Security Holdings
Tax Assessor-Collector Managed Accounts		
Checking Accounts		
TA-C Operating Account	39,592.77	
TxP&WL	1,378.81	
MVD	134,923.34	
MVD Sales Tax	246,467.12	
City of Fredericksburg Ad Valorem	88.95	
MVD Title	1,946.38	
Road & Bridge Fee	9,093.97	
Fredericksburg ISD Ad Valorem	7,590.13	
Escrow (Ad Valorem Property)	33.84	
VIT (Vehicle Inventory Tax) Escrow	1,571.11	
Harper ISD Ad Valorem	15.73	
Gillespie County WCID Ad Valorem	0.05	
Doss CCSD Ad Valorem	0.00	
Stonewall WCID Ad Valorem	0.00	
Hill Country Underground WCD Ad Valorem	0.00	
Gillespie County Ad Valorem	104.93	442,807.13
County Clerk Managed Account		
Checking Account		
County Clerk Escrow	38,422.48	38,422.48
Sheriff Managed Account		
Checking Account		
Sheriff Bail Bond Account	68,900.00	
Sheriff Inmate	8,160.98	
Sheriff Commissary	6,151.80	83,212.78
District Clerk Managed Account		
Checking Account		
District Clerk Trust	62,970.25	62,970.25
	11,503,829.12	17,376,485.17
		16,251,037.35
		16,601,893.81
		16,876,485.17
		250,000.00
		250,000.00

GILLESPIE COUNTY, TEXAS

Portfolio Asset Summary vs. Security Holdings
As of November 30, 2016

For Funds Held by the County Treasurer and All Fee Offices

Financial Institution Account / Investment Type	Cash Balances as of November 30, 2016	Financial Institution Pledge / Security Holdings
TexPool		
Investment Service for Public Funds		
County Treasurer Managed Investments		
Investment Pool Accounts		
General ... multi-fund account	3,497,237.13	
Interest & Sinking - COB Series 2001/GOB Series 2010	713.29	
District Clerk Holding	18,085.53	
County Clerk Holding	120,971.53	
GOB Series 2013 ... Jail Project	0.00	
	3,637,007.48	3,637,007.48
<p>Net Asset Value ... TexPool seeks to maintain a net asset value of \$1.00 (+/- 0.005 allowable) and is designed to be used for investments of funds which may be needed at any time. November 30, 2016, net asset value 1.00013</p>		

Financial Institution Account / Investment Type	Cash Balances as of November 30, 2016	Financial Institution Pledge / Security Holdings
Texas Class		
Investment Service for Public Funds		
County Treasurer Managed Investments		
Investment Pool Account		
GOB Series 2013 ... Jail Project	253,325.17	253,325.17
	253,325.17	253,325.17
<p>Net Asset Value ... Texas Class seeks to maintain a net asset value of \$1.00 (+/- 0.005 allowable) and is designed to be used for investments of funds which may be needed at any time. November 30, 2016, net asset value 1.00</p>		

GILLESPIE COUNTY, TEXAS

Portfolio Asset Summary vs. Security Holdings
As of November 30, 2016

For Funds Held by the County Treasurer and All Fee Offices

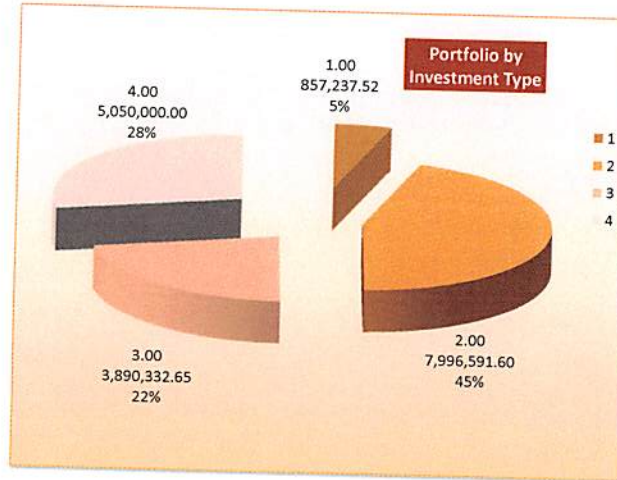
Financial Institution Account / Investment Type		Cash Balances as of November 30, 2016	Financial Institution Pledge / Security Holdings
Blanco National Bank		Account Balances	Pledge / Security Holdings
County Treasurer Managed Investments			
Certificates of Deposit - General Fund (10.)			
0.45% per annum, paid monthly .. maturity 11.07.2017	100,000.00		
0.45% per annum, paid monthly .. maturity 02.11.2017	100,000.00		
0.45% per annum, paid monthly .. maturity 01.02.2017	100,000.00		
0.45% per annum, paid monthly .. maturity 07.19.2017	100,000.00		
0.45% per annum, paid monthly .. maturity 03.07.2017	100,000.00		
0.45% per annum, paid monthly .. maturity 09.07.2017	100,000.00		
0.45% per annum, paid monthly .. maturity 10.07.2017	100,000.00		
0.45% per annum, paid monthly .. maturity 05.28.2017	100,000.00		
0.45% per annum, paid monthly .. maturity 05.28.2017	100,000.00		
0.45% per annum, paid monthly .. maturity 08.02.2017	100,000.00		
0.45% per annum, paid monthly .. maturity 11.02.2017	100,000.00		
0.45% per annum, paid monthly .. maturity 12.02.2016	100,000.00		
0.45% per annum, paid monthly .. maturity 04.18.2017	100,000.00		
0.45% per annum, paid monthly .. maturity 11.22.2017	100,000.00		
0.45% per annum, paid monthly .. maturity 01.30.2017	100,000.00		
0.45% per annum, paid monthly .. maturity 03.05.2017	100,000.00		
0.45% per annum, paid monthly .. maturity 04.01.2017	100,000.00		
0.45% per annum, paid monthly .. maturity 12.01.2016	100,000.00		
0.45% per annum, paid monthly .. maturity 04.01.2017	100,000.00		
0.45% per annum, paid monthly .. maturity 04.01.2017	100,000.00		
0.45% per annum, paid monthly .. maturity 04.15.2017	100,000.00		
0.45% per annum, paid monthly .. maturity 05.01.2017	100,000.00		
0.45% per annum, paid monthly .. maturity 06.15.2017	100,000.00		
	2,400,000.00	2,400,000.00	2,580,568.10
			2,225,000.00
			2,285,721.44
			2,330,568.10
			250,000.00
			FDIC Coverage @ BNB

GILLESPIE COUNTY, TEXAS

Portfolio Asset Summary vs. Security Holdings As of November 30, 2016

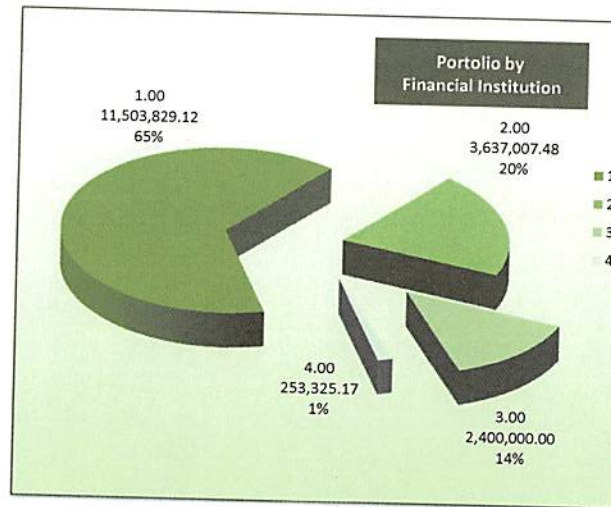
For Funds Held by the County Treasurer and All Fee Offices

Financial Institution Account / Investment Type	Cash Balances as of November 30, 2016	Financial Institution Pledge / Security Holdings
Total Assets	As Of November 30, 2016 17,794,161.77	As Of November 30, 2016 23,847,385.92
	Total Securities	



Portfolio by Investment Type
As of November 30, 2016

1	857,237.52	Checking Accounts
2	7,996,591.60	Sweep Accounts
3	3,890,332.65	Investment Pools
4	5,050,000.00	Certificates of Deposit
17,794,161.77		Total



Portfolio by Financial Institution
As of November 30, 2016

1	11,503,829.12	Security State Bank & Trust
2	3,637,007.48	TexPool
3	2,400,000.00	Blanco National Bank
4	253,325.17	Texas Class
17,794,161.77		Total

GILLESPIE COUNTY, TEXAS

Portfolio Asset Summary vs. Security Holdings
As of November 30, 2016

For Funds Held by the County Treasurer and All Fee Offices

Financial Institution Account / Investment Type	Cash Balances as of November 30, 2016	Financial Institution Pledge / Security Holdings
--	--	---

Financial Institution Account / Investment Type	Cash Balances as of November 30, 2016	Financial Institution Pledge / Security Holdings																
Deposit and Investment Risk Disclosure																		
<p>General Statement ... The County continues to take a conservative approach to investment of county funds. Investment strategies are built on cash flow versus fund name. County funds are predominantly invested in TexPool ... an investment service for public funds ... and certificate of deposits. Depository interest-bearing checking accounts are used more as clearing accounts than a type of investment.</p> <p>The General Checking Account (multi-fund account) ... interest-bearing, with a one dollar (\$1.00) threshold ... is attached to a sweep account with a \$25,000.00 required minimum balance. This holds the same for the GOB Series 2013 Account ... it is interest-bearing, with a one dollar (\$1.00) threshold ... and is attached to a sweep account with a \$25,000.00 required minimum balance.</p> <p>Custodial Risk ... All deposits/investments with any banking institution are collateralized over 100%, all collateral (exclusive FDIC coverage) is placed with a third party that is not a depository of the County, and collateral is pledged to Gillespie County.</p> <p>Interest Rate Risk ... The County does not have a formal investment policy that limits investment maturities as a means of managing its exposure to fair value losses arising from changing interest rates.</p> <p>At November 30, 2016, the County had no investments other than those in an investment pool that would be effected.</p> <p>Certificates of Deposit are normally held at one year maturities and maturity dates are staggered. Occasionally CD's are originally invested for periods of less or over a year to optimize a staggered portfolio. CD's are held at face values with interests paid to the County monthly.</p> <p>Credit Risk ... At November 30, 2016, the County has no investments in commercial paper, corporate bonds, mutual funds.</p> <p>At November 30, 2016, TexPool was rated AAAm by Standard & Poor's.</p> <p>At November 30, 2016, Texas Class was rated AAAm by Standard & Poor's.</p> <p>Concentration of Credit Risk ... The County does not place any limit on the amount the County may invest with any type of investment or issuer. However, considering the current economy the County has kept lower concentrations in any one issuer.</p> <p>At November 30, 2016, the County had its assets/investments invested by investment type</p> <table border="1"> <tr> <td>21,8630</td> <td>% in investment pools</td> </tr> <tr> <td>28,3801</td> <td>% in certificate of deposit(s)</td> </tr> <tr> <td>4,8175</td> <td>% in checking, money market, passbook accounts</td> </tr> <tr> <td>44,9394</td> <td>% in sweep accounts</td> </tr> </table> <p>At November 30, 2016, the County had its assets/investments invested by issuer</p> <table border="1"> <tr> <td>20,4383</td> <td>% in TexPool</td> </tr> <tr> <td>64,6495</td> <td>% in Security State Bank & Trust</td> </tr> <tr> <td>13,4876</td> <td>% in Blanco National Bank</td> </tr> <tr> <td>1,4236</td> <td>% in Texas Class</td> </tr> </table>			21,8630	% in investment pools	28,3801	% in certificate of deposit(s)	4,8175	% in checking, money market, passbook accounts	44,9394	% in sweep accounts	20,4383	% in TexPool	64,6495	% in Security State Bank & Trust	13,4876	% in Blanco National Bank	1,4236	% in Texas Class
21,8630	% in investment pools																	
28,3801	% in certificate of deposit(s)																	
4,8175	% in checking, money market, passbook accounts																	
44,9394	% in sweep accounts																	
20,4383	% in TexPool																	
64,6495	% in Security State Bank & Trust																	
13,4876	% in Blanco National Bank																	
1,4236	% in Texas Class																	

**FY2016-2017
Gillespie County, Texas
County Treasurer Monthly Financial Statement
All Funds Managed by County Treasurer**



For Period Ended November 30, 2016

**Laura Lundquist, CCT, CIO
Gillespie County Treasurer**

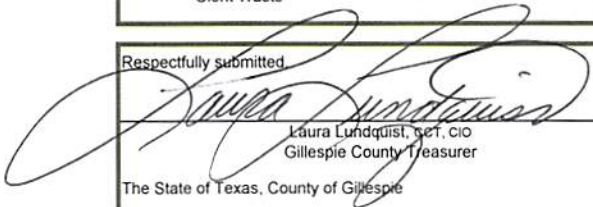
Maintenance & Operating, COB & GOB Operating, COB & GOB I&S, Special Revenue, Special Revenue..Grants, Trust and Agency							
Month	10.31.2016				FY2017	FY2016	11.30.2016
To Date	Cash Balance	Receipts	Disbursements	Allocations	Adjustments	Adjustments	Cash Balance
Maintenance & Operating (M&O)	12,885,135.14	1,783,810.05	1,448,062.75				13,220,882.44
COB & GOB Operating	290,213.92	188.76					290,402.68
COB & GOB I&S	433,471.31	76,654.69	750.00				509,376.00
Special Revenue	2,140,818.59	45,291.50	26,737.64				2,159,372.45
Special Revenue ... Grants	484.97						484.97
Trust and Agency	522,419.08	67,333.05	13,032.69				576,719.44
Totals	16,272,543.01	1,973,278.05	1,488,583.08	0.00	0.00	0.00	16,757,237.98
County Funds	16,272,543.01	1,973,278.05	1,488,583.08	0.00	0.00	0.00	16,757,237.98

Year	09.30.2016				FY2017	FY2016	11.30.2016
To Date	Cash Balance	Receipts	Disbursements	Allocations	Adjustments	Adjustments	Cash Balance
Maintenance & Operating (M&O)	13,887,301.85	2,288,781.27	2,955,200.68				13,220,882.44
COB & GOB Operating	290,019.50	383.18					290,402.68
COB & GOB I&S	427,394.94	82,731.06	750.00				509,376.00
Special Revenue	2,198,365.53	182,328.79	221,321.87				2,159,372.45
Special Revenue ... Grants	484.97						484.97
Trust and Agency	590,663.33	195,516.01	209,459.90				576,719.44
Totals	17,394,230.12	2,749,740.31	3,386,732.45	0.00	0.00	0.00	16,757,237.98
County Funds	17,394,230.12	2,749,740.31	3,386,732.45	0.00	0.00	0.00	16,757,237.98

Clerks of the Courts Trust Funds							
Month	10.31.2016				FY2017	FY2016	11.30.2016
To Date	Cash Balance	Receipts	Disbursements	Allocations	Adjustments	Adjustments	Cash Balance
District Clerk Trust	18,079.62	5.91					18,085.53
County Clerk Trust	120,931.75	39.58					120,971.33
Totals	139,011.37	45.49	0.00	0.00	0.00	0.00	139,056.86
Clerk Trusts	139,011.37	45.49	0.00	0.00	0.00	0.00	139,056.86

Year	09.30.2016				FY2017	FY2016	11.30.2016
To Date	Cash Balance	Receipts	Disbursements	Allocations	Adjustments	Adjustments	Cash Balance
District Clerk Trust	18,073.71	11.82					18,085.53
County Clerk Trust	120,892.46	78.87					120,971.33
Totals	138,966.17	90.69	0.00	0.00	0.00	0.00	139,056.86
Clerk Trusts	138,966.17	90.69	0.00	0.00	0.00	0.00	139,056.86

Respectfully submitted,


 Laura Lundquist, CCT, CIO
 Gillespie County Treasurer

The State of Texas, County of Gillespie

Before me, the undersigned authority, this day personally appeared Laura Lundquist, County Treasurer, to me well known, who, being duly sworn, desposes and says that the above and foregoing report is true and correct.

Witness my hand and seal of this office, this _____ day of _____, _____ A.D.

 County Clerk
 County of Gillespie, State of Texas

Compared, examined, and accepted in open Commissioners Court this _____ day of _____, _____ A.D.

 County Judge

 Commissioner Pct No 1

 Commissioner Pct No 2

 Commissioner Pct No 3

 Commissioner Pct No 4