



**FY2016-2017**

**GILLESPIE COUNTY, TEXAS**

**COUNTY TREASURER MONTHLY FINANCIAL REPORT**

For The Period Ended

October 31, 2016

Unaudited

LAURA LUNDQUIST, CCT, CIO  
GILLESPIE COUNTY TREASURER

1. Cash/Investment Balances All Funds  
For Period Ended October 31, 2016
2. Statement of Receipts, Disbursements, Electronic Funds Transfers, Payroll,  
Interfund Allocations, Adjustments, and Investments All Funds  
Month to Date by Fund
3. Statement of Receipts, Disbursements, Electronic Funds Transfers, Payroll,  
Interfund Allocations, Adjustments, and Investments All Funds  
Fiscal Year to Date by Fund
4. Statement of Maintenance & Operating Funds  
FY2005 through October 31, 2016  
General Fund  
Road & Bridge Funds ... County Wide, Precinct No 1, Precinct No 2, Precinct No 3, Precinct No 4
5. Fund Cash/Investment Balance Comparison by Fiscal Year by Fund  
Active and Inactive Funds  
FY2004 through October 31, 2016
6. Overall Cash/Investment Balance Comparison by Month  
FY1985 through October 31, 2016
7. County Sales Tax ... Effective January 01, 1988  
Allocation Summary of Sales Tax Receipts  
1988 through October 31, 2016  
  
Statement of Repayment of Erroneous Receipt of Sales Tax  
1997 through September 30, 2016 ... Paid Off FY2016
8. Hotel Occupancy Tax (HOT) ... Effective January 01, 2007  
Summary of HOT Receipts and Expenditures  
For the Period of January 01, 2007 through October 31, 2016
9. Certificates of Obligation Bonds ... Interest & Sinking  
Statement of Bond Redemptions & Interest Payment Schedule  
GO Refunding Bonds, Series 2010  
Refunding of COB Series 2001, Post Office & Clinic Building Properties



10. General Obligation Bonds ... Interest & Sinking  
Statement of Bond Redemptions & Interest Payment Schedule  
GOB Series 2013, Jail Construction Project
11. Lease / Purchase Finance Capital Equipment  
Statement of Principal & Interest Payment Schedule  
Road & Bridge Departments – Contract No 6451, December.2013
  - o Countywide
  - o Precinct No 1
  - o Precinct No 2
  - o Precinct No 3
  - o Precinct No 4
12. Public Property Finance ... Law Enforcement Radio System Upgrade  
Statement of Principal & Interest Payment Schedule  
Sheriff Office --- Contract No 6774, October.2014
13. District Clerk Trust Funds ... Statement of Holding in Trust Funds As Managed by County Treasurer  
As of October 31, 2016
14. County Clerk Trust Funds ... Statement of Holding in Trust Funds As Managed by County Treasurer  
As of October 31, 2016
15. Investment Performance Summary ... Certificate(s) of Deposit  
As of October 31, 2016
16. County Treasurer Portfolio Asset Summary by Investment Type  
As of October 31, 2016
17. County Portfolio Asset Summary vs Security Holdings  
As of October 31, 2016
18. Detailed Listing of Receipts to All Funds  
For October.2016
19. Detailed Listing of Disbursements from All Funds  
For October.2016
20. Detailed Listing of Electronic Funds Transfers from All Funds  
For October.2016
21. Detailed Listing of Interfund Allocations to/from All Funds  
For October.2016
22. Detailed Listing of Payroll Distribution All Funds  
For October.2016
23. Financial Summary Recap Affidavit  
As of October 31, 2016

**GILLESPIE COUNTY, TEXAS**

**Cash and Investment Balances  
 All Funds Managed by County Treasurer**

**For Period Ended October 31, 2016**

<b>FUNDS LISTING BY CATEGORY</b>		
<b>GENERAL and ROAD &amp; BRIDGE FUNDS</b>		<b>CASH and INVESTMENTS</b>
<b>Maintenance &amp; Operating Funds</b>		
General Fund	11,675,787.23	
Road & Bridge Funds ...		
County Wide	413,625.92	
Precinct No 1	133,566.77	
Precinct No 2	245,183.46	
Precinct No 3	181,488.33	
Precinct No 4	<u>235,483.43</u>	
Sub-total Road & Bridge Funds	1,209,347.91	<u>12,885,135.14</u>
<b>SPECIAL REVENUE FUNDS</b>		
Law Library	3,358.24	
Lateral Road ...		
Precinct No 1	6,658.22	
Precinct No 2	6,683.25	
Precinct No 3	6,658.22	
Precinct No 4	6,658.22	
Sub-total Lateral Road Funds	26,657.91	
Probate	32,873.47	
Court Reporter Service	3,623.11	
County Records Management	69,997.06	
County Clerk Records Management	124,252.78	
Sheriff Forfeiture	41,973.97	
Sheriff Abandoned Vehicle	1,206.63	
Sheriff Equitable Sharing	1,207.09	
Justice Court Bldg Security	31,867.45	
Courthouse Security	19,193.70	
District Clerk Records Management	8,938.00	
County & District Court Technology	20,734.33	
Occupancy Tax	515,815.46	
Pretrial Intervention	128,525.71	
Justice Court Technology	121,782.29	
Airport Operating	967,916.24	
LEOSE Training--Sheriff	5,436.41	
LEOSE Training--Constable No 1	8,702.83	
LEOSE Training--Constable No 2	6,649.16	
Tax Assessor - M V I	<u>106.75</u>	<u>2,140,818.59</u>
<b>SPECIAL REVENUE FUNDS ... GRANTS</b>		
Grants ... General, Energy Efficiency	0.00	
Grants ... Law Enforcement, Emergency Services P25 Compliant Radio	0.00	
PML Loan Star Library	258.39	
PML PAC-Pug	211.40	
Airport Capital Project Grant	<u>15.18</u>	<u>484.97</u>

**GILLESPIE COUNTY, TEXAS**  
**Cash and Investment Balances**  
**All Funds Managed by County Treasurer**  
**For Period Ended October 31, 2016**

FUNDS LISTING BY CATEGORY (continued)			
<b>CERTIFICATES OF OBLIGATION BONDS</b>			
and			
<b>GENERAL OBLIGATION BONDS</b>			
...			
<b>Operating Accounts</b>			
GOB Series 2013 ... Jail Project	<u>290,213.92</u>	<u>290,213.92</u>	
<b>CERTIFICATES OF OBLIGATION BONDS</b>			
and			
<b>GENERAL OBLIGATION BONDS</b>			
...			
<b>Interest &amp; Sinking Accounts</b>			
COB Series 2001/GOB Refunding Series 2010 ... Interest & Sinking	61,247.88		
GOB Series 2013 ... Interest & Sinking	<u>372,223.43</u>	<u>433,471.31</u>	
<b>TRUST and AGENCY FUNDS</b>			
Criminal Justice	9,338.35		
Waste Water (State Fee)	360.00		
County Attorney Hot Check	5,062.26		
McDermott (PML)	110,515.27		
Breiten (PML)	199,218.20		
Justice Of The Peace No. 1	25,568.18		
Justice Of The Peace No. 2	18,855.98		
Appellate Judicial System	0.00		
Alternative Dispute Resolution	0.00		
Unclaimed Monies	57,079.39		
County Clerk Operating	44,437.14		
District Clerk Operating	51,984.31		
Light Up The Block	<u>0.00</u>	<u>522,419.08</u>	<u>16,272,543.01</u>
<b>FUNDS PENDING RELEASE</b>			
Check(s) pending release	0.00		
EFT(s) pending release	<u>0.00</u>	<u>0.00</u>	<u>0.00</u>
<b>CHANGE FUNDS</b>			
General Fund (F.10) ... cash provider to various offices	3,000.00		
Sheriff Seizure Fund (F.30)	1,750.00		
County Attorney Hot Check Fund (F.80)	<u>50.00</u>	<u>4,800.00</u>	<u>4,800.00</u>

## GILLESPIE COUNTY, TEXAS

### Cash and Investment Balances All Funds Managed by County Treasurer

For Period Ended October 31, 2016

FUNDS LISTING BY CATEGORY (continued)				
<b>UNALLOCATED MONIES</b>				
<b>Checking Accounts</b>				
Justice of Peace No 2 Checking...unaccountable funds from 02.28.1999 ... date check book was turned over to County Treasurer	(98.56)			
Justice of Peace No 2 Checking...credit card payment pending	324.00			
Justice of Peace No 2 Checking...credit card reversal pending	110.00			
Justice of Peace No 2 Checking...credit card pending	0.00			
Justice of Peace No 1 Checking...credit card payment pending	0.00			
General Checking...	0.00			
District Clerk Checking... check misplaced	(25.00)			
County Attorney Hot Check Checking...	0.00			
COB 2001/REF 2010 Checking...	0.00			
GOB 2013 Project Checking...	0.00			
Appellate Checking...	0.00			
County Clerk Checking...	0.00	<u>310.44</u>		
<b>Investment Pools ... Investment Service For Public Funds</b>				
TexPool ... General	0.00			
TexPool ... COB Series 2001/GOB Series 2010 Interest & Sinking	0.00			
TexPool ... GOB Series 2013 Jail Project	0.00			
Texas Class ... GOB Series 2013 Jail Project	<u>0.00</u>	<u>0.00</u>		
<b>Other Unallocated Funds</b>				
none reported	<u>0.00</u>	<u>0.00</u>	<u>310.44</u>	<b>16,277,653.45</b>

**GILLESPIE COUNTY, TEXAS**

**Cash and Investment Balances  
 All Funds Managed by County Treasurer**

**For Period Ended October 31, 2016**

**CHECKING and INVESTMENT ACCOUNTS**

**CHECKING ACCOUNTS**

GENERAL OPERATING ... Interest Bearing Checking	(4.87)	
Cash On Hand	0.00	
Deposit In Process	28,130.55	
Deposit In Process	12.00	
Deposit In Process	24.00	
Deposit In Process	0.00	
Deposit In Process	0.00	
Online Transfer	(648.48)	
Online Transfer	(3,212.20)	
Online Transfer	0.00	
Outstanding Financial Checks	(88,355.09)	
Outstanding Payroll Checks	(1,419.95)	
Check(s) pending release	0.00	(65,474.04)
GENERAL OPERATING ... Interest Bearing Sweep Account		
Sweep of General Operating Checking	6,922,332.38	6,922,332.38
COB Series 2001 / GORefuding Series 2010 INTEREST & SINKING Checking	1.00	
Cash On Hand	0.00	
Online Transfer	648.48	
Online Transfer	0.00	
Outstanding Checks	0.00	649.48
COB Series 2001 / GORefuding Series 2010 INTEREST & SINKING ...		
Interest Bearing Sweep Account		
Sweep of General Operating Checking	59,885.41	59,885.41
COUNTY ATTORNEY HOT CHECK ... Interest Bearing Checking	11,538.93	
Cash On Hand	0.00	
Deposit In Process	40.00	
Online Transfer	0.00	
Outstanding Checks	(6,516.67)	5,062.26
APPELLATE JUDICIAL ... Interest Bearing Checking	0.00	
Cash On Hand	0.00	
Deposit In Process	0.00	
Online Transfer	0.00	
Online Transfer	0.00	
Online Transfer	0.00	
Outstanding Checks	0.00	0.00
JUSTICE OF THE PEACE No 1 ... Interest Bearing Checking	26,441.68	
Cash On Hand	0.00	
Deposit In Process	300.00	
Online Transfer	0.00	
Outstanding Checks	(1,173.50)	25,568.18

**GILLESPIE COUNTY, TEXAS**

**Cash and Investment Balances  
 All Funds Managed by County Treasurer**

**For Period Ended October 31, 2016**

<b>CHECKING and INVESTMENT ACCOUNTS (continued)</b>			
<b>CHECKING ACCOUNTS ... Continued</b>			
JUSTICE OF THE PEACE No 2 ... Interest Bearing Checking	18,437.89		
Cash On Hand	0.00		
Deposit In Process	990.00		
Online Transfer	0.00		
Outstanding Checks	<u>(236.47)</u>	<u>19,191.42</u>	
COUNTY CLERK ... Interest Bearing Checking	45,366.60		
Cash On Hand	0.00		
Deposit In Process	1,437.00		
Deposit In Process	0.00		
Deposit In Process	0.00		
Online Transfer	0.00		
Outstanding Checks ..checks outstanding prior to 10.01.2009	<u>(108.50)</u>		
Outstanding Checks ..outstanding checks post 09.30.2009	<u>(2,257.96)</u>	<u>44,437.14</u>	
DISTRICT CLERK ... Interest Bearing Checking	67,512.37		
Cash On Hand	0.00		
Deposit In Process	583.00		
Online Transfer	0.00		
Outstanding Checks ..checks outstanding prior to 10.01.2009	<u>(4,361.86)</u>		
Outstanding Checks ..outstanding checks post 09.30.2009	<u>(11,774.20)</u>	<u>51,959.31</u>	
GOB SERIES 2013 - Jail Project ... Interest Bearing Checking	1.00		
Cash On Hand	0.00		
Online Transfer	0.00		
Deposit In Process	0.00		
Outstanding Checks	<u>0.00</u>	<u>1.00</u>	
GOB SERIES 2013 - Jail Project ... Interest Bearing Sweep Account			
Sweep of GOB 2013 Jail Project Checking	<u>37,061.28</u>	<u>37,061.28</u>	
GOB SERIES 2013 - Interest & Sinking ... Interest Bearing Checking	1.00		
Cash On Hand	0.00		
Online Transfer	3,212.20		
Online Transfer	0.00		
Online Transfer	0.00		
Outstanding Checks	<u>0.00</u>	<u>3,213.20</u>	
GOB SERIES 2013 - Interest & Sinking ... Interest Bearing Sweep Account			
Sweep of GOB 2013 Interest & Sinking Sweep	<u>369,010.23</u>	<u>369,010.23</u>	<u>7,472,897.25</u>

**GILLESPIE COUNTY, TEXAS**

**Cash and Investment Balances  
 All Funds Managed by County Treasurer**

**For Period Ended October 31, 2016**

**CHECKING and INVESTMENT ACCOUNTS (continued)**

**TIME CERTIFICATE OF DEPOSIT(s)**

All General Fund (10.) Investments

**Blanco National Bank**

BNB CD .. 0.45%	per annum, paid monthly ..	11.07.2016 maturity	100,000.00	
BNB CD .. 0.45%	per annum, paid monthly ..	02.11.2017 maturity	100,000.00	
BNB CD .. 0.45%	per annum, paid monthly ..	01.02.2017 maturity	100,000.00	
BNB CD .. 0.45%	per annum, paid monthly ..	07.19.2017 maturity	100,000.00	
BNB CD .. 0.45%	per annum, paid monthly ..	03.07.2017 maturity	100,000.00	
BNB CD .. 0.45%	per annum, paid monthly ..	09.07.2017 maturity	100,000.00	
BNB CD .. 0.45%	per annum, paid monthly ..	10.07.2017 maturity	100,000.00	
BNB CD .. 0.45%	per annum, paid monthly ..	05.28.2017 maturity	100,000.00	
BNB CD .. 0.45%	per annum, paid monthly ..	05.28.2017 maturity	100,000.00	
BNB CD .. 0.45%	per annum, paid monthly ..	08.02.2017 maturity	100,000.00	
BNB CD .. 0.45%	per annum, paid monthly ..	11.02.2016 maturity	100,000.00	
BNB CD .. 0.45%	per annum, paid monthly ..	12.02.2016 maturity	100,000.00	
BNB CD .. 0.45%	per annum, paid monthly ..	04.18.2017 maturity	100,000.00	
BNB CD .. 0.45%	per annum, paid monthly ..	11.22.2016 maturity	100,000.00	
BNB CD .. 0.45%	per annum, paid monthly ..	01.30.2017 maturity	100,000.00	
BNB CD .. 0.45%	per annum, paid monthly ..	01.30.2017 maturity	100,000.00	
BNB CD .. 0.45%	per annum, paid monthly ..	03.05.2017 maturity	100,000.00	
BNB CD .. 0.45%	per annum, paid monthly ..	04.01.2017 maturity	100,000.00	
BNB CD .. 0.45%	per annum, paid monthly ..	12.01.2016 maturity	100,000.00	
BNB CD .. 0.45%	per annum, paid monthly ..	04.01.2017 maturity	100,000.00	
BNB CD .. 0.45%	per annum, paid monthly ..	04.01.2017 maturity	100,000.00	
BNB CD .. 0.45%	per annum, paid monthly ..	04.15.2017 maturity	100,000.00	
BNB CD .. 0.45%	per annum, paid monthly ..	06.01.2017 maturity	100,000.00	
BNB CD .. 0.45%	per annum, paid monthly ..	06.15.2017 maturity	<u>100,000.00</u>	<u>2,400,000.00</u>

**Security State Bank & Trust (County Depository)**

SSB&T CD .. 0.35%	per annum, paid monthly ..	02.11.2017 maturity	100,000.00	
SSB&T CD .. 0.35%	per annum, paid monthly ..	05.02.2017 maturity	100,000.00	
SSB&T CD .. 0.35%	per annum, paid monthly ..	02.28.2017 maturity	100,000.00	
SSB&T CD .. 0.40%	per annum, paid monthly ..	10.29.2017 maturity	100,000.00	
SSB&T CD .. 0.35%	per annum, paid monthly ..	03.04.2017 maturity	250,000.00	
SSB&T CD .. 0.35%	per annum, paid monthly ..	04.01.2017 maturity	500,000.00	
SSB&T CD .. 0.40%	per annum, paid monthly ..	07.01.2017 maturity	500,000.00	
SSB&T CD .. 0.40%	per annum, paid monthly ..	10.01.2017 maturity	500,000.00	
SSB&T CD .. 0.35%	per annum, paid monthly ..	01.01.2017 maturity	<u>500,000.00</u>	<u>2,650,000.00</u> <u>5,050,000.00</u>



## GILLESPIE COUNTY, TEXAS

### Cash and Investment Balances All Funds Managed by County Treasurer

For Period Ended October 31, 2016

CHECKING and INVESTMENT ACCOUNTS <small>(continued)</small>				
<b>INVESTMENT POOLS ... Investment Service For Public Funds</b>				
<b>TexPool</b>				
GENERAL ... Multi-Fund Account	3,496,091.57			
Deposit In Process	0.00			
Monies In Transit	<u>0.00</u>	3,496,091.57		
COB SERIES 2001/GOREfunding SERIES 2010 ... Interest & Sinking	712.99			
Deposit In Process	0.00			
Monies In Transit	<u>0.00</u>	712.99		
GOB SERIES 2013 ... Jail Project	0.00			
Deposit In Process	0.00			
Monies In Transit	<u>0.00</u>	0.00		
<small>TexPool sub-total</small>			<u>3,496,804.56</u>	
<b>Texas Class</b>				
GOB SERIES 2013 ... Jail Project	253,151.64			
Deposit In Process	0.00			
Monies In Transit	<u>0.00</u>	253,151.64	3,749,956.20	
<b>CHANGE FUNDS</b>				
<b>Under General Fund (F.10)</b>				
Tax Office ... Teller Drawers (4)	1,200.00			
Tax Office ... Office Administration	0.00			
County Clerk	100.00			
District Clerk	100.00			
Justice of Peace No 1	200.00			
Justice of Peace No 2	200.00			
Pioneer Memorial Library	100.00			
Sheriff ... Administration	50.00			
Sheriff ... Jail Operations	50.00			
County Treasurer	1,000.00			
County Warehouse	<u>0.00</u>	3,000.00		
<b>Under Sheriff Seizure (F.30)</b>				
Sheriff ... Administrative Office	<u>1,750.00</u>	1,750.00		
<b>Under County Attorney Hot Check (F.80)</b>				
County Attorney	<u>50.00</u>	50.00	4,800.00	<b>16,277,653.45</b>


**GILLESPIE COUNTY, TEXAS**

**Cash and Investment Balances  
 All Funds Managed by County Treasurer**

**For Period Ended October 31, 2016**

DISTRICT CLERK HOLDING				
HOLDING ACCOUNT (s)		CASH and INVESTMENTS		
holding account(s)	<u>18,079.62</u>	<u>18,079.62</u>	<u>18,079.62</u>	<u>18,079.62</u>
<b>INVESTMENT POOLS ... Investment Service For Public Funds</b>				
TEXPOOL ... DISTRICT CLERK HOLDING	18,079.62			
Deposit In Process	0.00			
Monies In Transit	<u>0.00</u>	<u>18,079.62</u>	<u>18,079.62</u>	<u>18,079.62</u>

COUNTY CLERK HOLDING				
HOLDING ACCOUNT (s)		CASH and INVESTMENTS		
holding account(s)	<u>120,931.75</u>	<u>120,931.75</u>	<u>120,931.75</u>	<u>120,931.75</u>
<b>INVESTMENT POOLS ... Investment Service For Public Funds</b>				
TEXPOOL ... COUNTY CLERK HOLDING	120,931.75			
Deposit In Process	0.00			
Monies In Transit	<u>0.00</u>	<u>120,931.75</u>	<u>120,931.75</u>	<u>120,931.75</u>



Laura Lundquist, CCT, CIO  
 Gillespie County Treasurer  
 Gillespie County, Texas

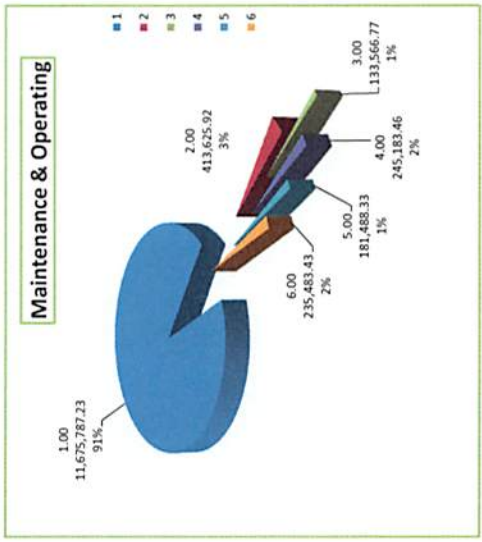
**GILLESPIE COUNTY, TEXAS**  
**STATEMENT OF**  
**Receipts, Disbursements, Electronic Funds Transfers, Payroll, Interfund Allocations, Adjustments, and Time Investments**  
**of County Funds Managed by County Treasurer**

For the Period Ended October 31, 2016

For Current Account Period	Cash Balance as of 09.30.2016	Receipts	Disbursements	Electronic Fund Transfers	Payroll	Total Disbursements	Interfund Allocations In	Interfund Allocations Out	FY2016 Adjustments	FY2015 YE Adjustments	Cash Balances as of 10.31.2016	Time Investments	Adjusted Cash Balance as of 10.31.2016	For Current Account Period
<b>GENERAL and ROAD &amp; BRIDGE ... Maintenance &amp; Operating Funds</b>														
F10 General	12,334,694.04	434,660.60	498,499.40	283,018.92	312,049.09	1,093,567.41					11,675,787.23	5,050,000.00	6,625,787.23	F10 General
<b>Road &amp; Bridge Funds</b>														
F15 County Wide	348,372.04	70,298.75	2,517.29		2,527.58	5,044.87					413,625.92		413,625.92	Road & Bridge Funds
F16 Precinct No 1	299,702.39	0.77	144,818.88		21,316.74	166,135.62					133,566.77		133,566.77	F16 Precinct No 1
F17 Precinct No 2	306,892.17	8.10	40,943.46		20,766.02	61,709.48					245,183.46		245,183.46	F17 Precinct No 2
F18 Precinct No 3	298,810.08	3.00	76,203.89		41,125.96	117,329.85					181,488.33		181,488.33	F18 Precinct No 3
F19 Precinct No 4	298,831.13	70,310.62	43,860.10	0.00	19,490.60	63,350.70	0.00	0.00	0.00	0.00	235,483.43	0.00	235,483.43	F19 Precinct No 4
Sub-Total RBS	1,552,607.81		308,343.62		106,226.90	413,570.52					1,209,347.91		1,209,347.91	Sub-Total RBS
<b>Sub-Totals General / Road &amp; Bridge ... Maintenance &amp; Operating Funds</b>	<b>13,887,301.85</b>	<b>504,971.22</b>	<b>806,843.02</b>	<b>283,018.92</b>	<b>417,275.99</b>	<b>1,607,137.93</b>	<b>0.00</b>	<b>0.00</b>	<b>0.00</b>	<b>0.00</b>	<b>12,885,135.14</b>	<b>5,050,000.00</b>	<b>7,835,135.14</b>	<b>General / Road &amp; Bridge ... Maintenance &amp; Operating Funds</b>

**Maintenance & Operating Cash Balances by Fund As of October 31, 2016**

Fund	Cash Balance
1 - General Fund	11,675,787.23
2 - F15 County Wide	413,625.92
3 - F16 Precinct No 1	133,566.77
4 - F17 Precinct No 2	245,183.46
5 - F18 Precinct No 3	181,488.33
6 - F19 Precinct No 4	235,483.43
<b>Total</b>	<b>12,885,135.14</b>



**GILLESPIE COUNTY, TEXAS**  
**STATEMENT OF**  
**Receipts, Disbursements, Electronic Funds Transfers, Payroll, Interfund Allocations, Adjustments, and Time Investments**  
**of County Funds Managed by County Treasurer**

For the Period Ended October 31, 2016

For Current Account Period	Cash Balance as of 09.30.2016	Receipts	Disbursements	Electronic Fund Transfers	Payroll	Total Disbursements	Interfund Allocations In	Interfund Allocations Out	FY2016 Adjustments	FY2015 YE Adjustments	Cash Balances as of 10.31.2016	Time Investments	Adjusted Cash Balance as of 10.31.2016	For Current Account Period
<b>SPECIAL REVENUE</b>														
F20 Law Library	2,467.24	1,435.00	544.00			544.00					3,358.24		3,358.24	F20 Law Library
F21 Lateral Road Precinct Depts														F21 Lateral Road Precinct Depts
Precinct No 1	13,291.39	6,658.22	13,291.39			13,291.39					6,658.22		6,658.22	Precinct No 1
Precinct No 2	25.04	6,658.21				0.00					6,683.25		6,683.25	Precinct No 2
Precinct No 3	6,658.22	6,658.22	6,658.22			6,658.22					6,658.22		6,658.22	Precinct No 3
Precinct No 4	0.00	6,658.22				0.00					6,658.22		6,658.22	Precinct No 4
F24 Probate	32,528.47	345.00				0.00					32,873.47		32,873.47	F24 Probate
F25 Court Reporter	3,248.11	375.00				0.00					3,623.11		3,623.11	F25 Court Reporter
F28 County Records Mgmt	69,004.06	993.00				0.00					69,997.06		69,997.06	F28 County Records Mgmt
F29 County Clerk Records Mgmt	117,867.78	6,385.00				0.00					124,252.78		124,252.78	F29 County Clerk Records Mgmt
F30 Sheriff Forfeiture	41,956.71	17.26				0.00					41,973.97		41,973.97	F30 Sheriff Forfeiture
F93 Sheriff Abandoned Vehicle	1,206.15	0.48				0.00					1,206.63		1,206.63	F93 Sheriff Abandoned Vehicle
F31 Justice Court Bldg Security	31,719.70	147.75				0.00					31,867.45		31,867.45	F31 Justice Court Bldg Security
F32 Courthouse Security	17,774.07	1,420.09	0.46			0.46					19,193.70		19,193.70	F32 Courthouse Security
F34 District Clerk Records Mgmt	8,791.19	146.81				0.00					8,938.00		8,938.00	F34 District Clerk Records Mgmt
F35 County & District Courts Technology	20,360.61	373.72				0.00					20,734.33		20,734.33	F35 County & District Courts Technology
F36 Occupancy Tax	608,412.96	73,473.50	166,071.00			166,071.00					515,815.46		515,815.46	F36 Occupancy Tax
F37 Pretrial Intervention	127,525.71	1,000.00				0.00					128,525.71		128,525.71	F37 Pretrial Intervention
F51 Justice Court Technology	121,167.37	614.92				0.00					121,782.29		121,782.29	F51 Justice Court Technology
F72 Airport Operating	952,258.99	23,676.41	1,926.12		6,093.04	8,019.16				0.00	967,916.24		967,916.24	F72 Airport Operating
F78 LEOSE -Sheriff	5,436.41					0.00					5,436.41		5,436.41	F78 LEOSE -Sheriff
F79 LEOSE- Constable 1	8,702.83					0.00					8,702.83		8,702.83	F79 LEOSE- Constable 1
F82 LEOSE-Constable 2	6,649.16					0.00					6,649.16		6,649.16	F82 LEOSE-Constable 2
F81 Tax Assessor-M V I	106.75					0.00					106.75		106.75	F81 Tax Assessor-M V I
F40 Sheriff Equitable Sharing	1,206.61	0.48				0.00					1,207.09		1,207.09	F40 Sheriff Equitable Sharing
<b>Sub-Totals Special Revenue</b>	<b>2,198,365.53</b>	<b>137,037.29</b>	<b>188,491.19</b>	<b>0.00</b>	<b>6,093.04</b>	<b>194,584.23</b>	<b>0.00</b>	<b>0.00</b>	<b>0.00</b>	<b>0.00</b>	<b>2,140,818.59</b>	<b>0.00</b>	<b>2,140,818.59</b>	<b>Sub-Totals Special Revenue</b>

**GILLESPIE COUNTY, TEXAS**  
**STATEMENT OF**  
**Receipts, Disbursements, Electronic Funds Transfers, Payroll, Interfund Allocations, Adjustments, and Time Investments**  
**of County Funds Managed by County Treasurer**

For the Period Ended October 31, 2016

For Current Account Period	Cash Balance as of 09.30.2016	Receipts	Disbursements	Electronic Fund Transfers	Payroll	Total Disbursements	Interfund Allocations In	Interfund Allocations Out	FY2016 Adjustments	FY2015 YE Adjustments	Cash Balances as of 10.31.2016	Time Investments	Adjusted Cash Balance as of 10.31.2016	For Current Account Period
----------------------------	-------------------------------	----------	---------------	---------------------------	---------	---------------------	--------------------------	---------------------------	--------------------	-----------------------	--------------------------------	------------------	--	----------------------------

SPECIAL REVENUE ... GRANTS														
F11 Grants ... General - Energy Efficiency	0.00					0.00					0.00		0.00	F11 Grants ... General - Energy Efficiency
F11 Grants ... Law Enforcement, Emergency Services P25 Compliant Radio	0.00					0.00					0.00		0.00	F11 Grants ... Law Enforcement, Emergency Services P25 Compliant Radio
F54 PML ... Loan Star Grant	258.39					0.00					258.39		258.39	F54 PML ... Loan Star Grant
F54 PML ... PAC-HUG Grant	211.40					0.00					211.40		211.40	F54 PML ... PAC-HUG Grant
F71 Airport Capital Project Grant	15.18					0.00				0.00	15.18		15.18	F71 Airport Capital Project Grant
<b>Sub-Totals Special Revenue ... Grants</b>	<b>484.97</b>	<b>0.00</b>	<b>0.00</b>	<b>0.00</b>	<b>0.00</b>	<b>0.00</b>	<b>0.00</b>	<b>0.00</b>	<b>0.00</b>	<b>0.00</b>	<b>484.97</b>	<b>0.00</b>	<b>484.97</b>	<b>Sub-Totals Special Revenue ... Grants</b>

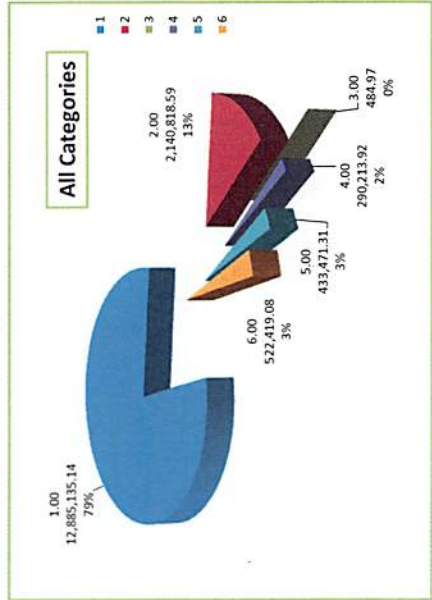
CERTIFICATES OF OBLIGATION BONDS and GENERAL OBLIGATION BONDS ... Project Operating Accounts														
F61 GOB Series 2013 ... Jail Project	290,019.50	194.42				0.00					290,213.92		290,213.92	F61 GOB Series 2013 ... Jail Project
<b>Sub-Totals COB ... GOB Operating</b>	<b>290,019.50</b>	<b>194.42</b>	<b>0.00</b>	<b>0.00</b>	<b>0.00</b>	<b>0.00</b>	<b>0.00</b>	<b>0.00</b>	<b>0.00</b>	<b>0.00</b>	<b>290,213.92</b>	<b>0.00</b>	<b>290,213.92</b>	<b>Sub-Totals COB ... GOB Operating</b>

CERTIFICATES OF OBLIGATION BONDS and GENERAL OBLIGATION BONDS ... Interest & Sinking Accounts														
F62 GOB Series 2013 ... Interest & Sinking	367,170.78	5,052.65				0.00					372,223.43		372,223.43	F62 GOB Series 2013 ... Interest & Sinking
F53 COB Series 2001 / GOB Refunding Series 2013 ... Interest & Sinking	60,224.16	1,023.72				0.00					61,247.88		61,247.88	F53 COB Series 2001 / GOB Refunding Series 2013 ... Interest & Sinking
<b>Sub-Totals COB ... GOB I&amp;S</b>	<b>427,394.94</b>	<b>6,076.37</b>	<b>0.00</b>	<b>0.00</b>	<b>0.00</b>	<b>0.00</b>	<b>0.00</b>	<b>0.00</b>	<b>0.00</b>	<b>0.00</b>	<b>433,471.31</b>	<b>0.00</b>	<b>433,471.31</b>	<b>Sub-Totals COB ... GOB I&amp;S</b>

## GILLESPIE COUNTY, TEXAS STATEMENT OF Receipts, Disbursements, Electronic Funds Transfers, Payroll, Interfund Allocations, Adjustments, and Time Investments of County Funds Managed by County Treasurer

For the Period Ended October 31, 2016

For Current Account Period	Cash Balance as of 09.30.2016	Receipts	Disbursements	Electronic Fund Transfers	Payroll	Total Disbursements	Interfund Allocations In	Interfund Allocations Out	FY2016 Adjustments	FY2015 Adjustments	Cash Balances as of 10.31.2016	Time Investments	Adjusted Cash Balance as of 10.31.2016	For Current Account Period
<b>TRUST and AGENCY</b>														
F22 Criminal Justice	54,932.91	26,773.77	565.02	71,803.31		72,368.33					9,338.35		9,338.35	F22 Criminal Justice
F27 Waste Water	730.00	200.00	570.00			570.00					360.00		360.00	F27 Waste Water
F80 County Attorney Hot Check	7,577.51	3,161.71	5,676.96			5,676.96					5,062.26		5,062.26	F80 County Attorney Hot Check
F89 McDermott (PML)	110,471.53	43.74				0.00					110,515.27		110,515.27	F89 McDermott (PML)
F92 Breiten (PML)	201,971.34	79.20	2,832.34			2,832.34					199,218.20		199,218.20	F92 Breiten (PML)
F85 Justice Of Peace 1	35,430.40	16,701.69	26,563.91			26,563.91					25,568.18		25,568.18	F85 Justice Of Peace 1
F86 Justice Of Peace 2	15,777.64	18,098.23	15,019.89			15,019.89					18,855.98		18,855.98	F86 Justice Of Peace 2
F83 Appellate Judicial	1,156.16	205.00	1,361.16			1,361.16					0.00		0.00	F83 Appellate Judicial
F84 Alternative Dispute Resolution	1,857.31	515.00	2,372.31			2,372.31					0.00		0.00	F84 Alternative Dispute Resolution
F90 Unclaimed Monies	57,058.39	21.00				0.00					57,079.39		57,079.39	F90 Unclaimed Monies
F94 County Clerk Operating	54,774.79	43,458.14	53,795.79			53,795.79					44,437.14		44,437.14	F94 County Clerk Operating
F95 District Clerk Operating	48,925.35	18,925.48	15,866.52			15,866.52					51,984.31		51,984.31	F95 District Clerk Operating
<b>Sub-Totals Trust and Agency</b>	<b>590,653.33</b>	<b>128,182.96</b>	<b>124,623.90</b>	<b>71,803.31</b>	<b>0.00</b>	<b>196,427.21</b>	<b>0.00</b>	<b>0.00</b>	<b>0.00</b>	<b>0.00</b>	<b>522,419.08</b>	<b>0.00</b>	<b>522,419.08</b>	<b>Sub-Totals Trust and Agency</b>
<b>TOTALS ALL FUNDS</b>	<b>17,394,230.12</b>	<b>776,462.26</b>	<b>1,119,958.11</b>	<b>354,822.23</b>	<b>423,369.03</b>	<b>1,898,149.37</b>	<b>0.00</b>	<b>0.00</b>	<b>0.00</b>	<b>0.00</b>	<b>16,272,543.01</b>	<b>5,050,000.00</b>	<b>11,222,543.01</b>	<b>TOTALS ALL FUNDS</b>



**GILLESPIE COUNTY, TEXAS**  
**STATEMENT OF**  
**Receipts, Disbursements, Electronic Funds Transfers, Payroll, Interfund Allocations, Adjustments, and Time Investments**  
**of County Funds Managed by County Treasurer**

Fiscal Year to Date as of Period Ended October 31, 2016

For Current Account Period	Cash Balance as of 09.30.2016	Receipts	Disbursements	Electronic Fund Transfers	Payroll	Total Disbursements	Interfund Allocations In	Interfund Allocations Out	FY2016 Adjustments	FY2015 YE Adjustments	Cash Balances as of 10.31.2016	Time Investments	Adjusted Cash Balance as of 10.31.2016	For Current Account Period
<b>SPECIAL REVENUE</b>														
F20 Law Library	2,467.24	1,435.00	544.00			544.00					3,358.24		3,358.24	F20 Law Library
F21 Lateral Road Precinct Depts														F21 Lateral Road Precinct Depts
Precinct No 1	13,291.39	6,658.22	13,291.39			13,291.39					6,658.22		6,658.22	Precinct No 1
Precinct No 2	25.04	6,658.21				0.00					6,683.25		6,683.25	Precinct No 2
Precinct No 3	6,658.22	6,658.22	6,658.22			6,658.22					6,658.22		6,658.22	Precinct No 3
Precinct No 4	0.00	6,658.22				0.00					6,658.22		6,658.22	Precinct No 4
F24 Probate	32,528.47	345.00				0.00					32,873.47		32,873.47	F24 Probate
F25 Court Reporter	3,248.11	375.00				0.00					3,623.11		3,623.11	F25 Court Reporter
F28 County Records Mgmt	69,004.06	993.00				0.00					69,997.06		69,997.06	F28 County Records Mgmt
F29 County Clerk Records Mgmt	117,867.78	6,385.00				0.00					124,252.78		124,252.78	F29 County Clerk Records Mgmt
F30 Sheriff Forfeiture	41,956.71	17.26				0.00					41,973.97		41,973.97	F30 Sheriff Forfeiture
F93 Sheriff Abandoned Vehicle	1,206.15	0.48				0.00					1,206.63		1,206.63	F93 Sheriff Abandoned Vehicle
F31 Justice Court Bldg Security	31,719.70	147.75				0.00					31,867.45		31,867.45	F31 Justice Court Bldg Security
F32 Courthouse Security	17,774.07	1,420.09	0.46			0.46					19,193.70		19,193.70	F32 Courthouse Security
F34 District Clerk Records Mgmt	8,791.19	146.81				0.00					8,938.00		8,938.00	F34 District Clerk Records Mgmt
F35 County & District Courts Technology	20,360.61	373.72				0.00					20,734.33		20,734.33	F35 County & District Courts Technology
F36 Occupancy Tax	608,412.96	73,473.50	166,071.00			166,071.00					515,815.46		515,815.46	F36 Occupancy Tax
F37 Pretrial Intervention	127,525.71	1,000.00				0.00					128,525.71		128,525.71	F37 Pretrial Intervention
F51 Justice Court Technology	121,167.37	614.92				0.00					121,782.29		121,782.29	F51 Justice Court Technology
F72 Airport Operating	952,258.99	23,676.41	1,926.12		6,093.04	8,019.16					967,916.24		967,916.24	F72 Airport Operating
F78 LEOSE -Sheriff	5,436.41					0.00					5,436.41		5,436.41	F78 LEOSE -Sheriff
F79 LEOSE- Constable 1	8,702.83					0.00					8,702.83		8,702.83	F79 LEOSE- Constable 1
F82 LEOSE-Constable 2	6,649.16					0.00					6,649.16		6,649.16	F82 LEOSE-Constable 2
F81 Tax Assessor-M V I	106.75					0.00					106.75		106.75	F81 Tax Assessor-M V I
F40 Sheriff Equitable Sharing	1,206.61	0.48				0.00					1,207.09		1,207.09	F40 Sheriff Equitable Sharing
<b>Sub-Totals Special Revenue</b>	<b>2,198,365.53</b>	<b>137,037.29</b>	<b>188,491.19</b>	<b>0.00</b>	<b>6,093.04</b>	<b>194,584.23</b>	<b>0.00</b>	<b>0.00</b>	<b>0.00</b>	<b>0.00</b>	<b>2,140,818.59</b>	<b>0.00</b>	<b>2,140,818.59</b>	<b>Sub-Totals Special Revenue</b>

**GILLESPIE COUNTY, TEXAS**  
**STATEMENT OF**  
**Receipts, Disbursements, Electronic Funds Transfers, Payroll, Interfund Allocations, Adjustments, and Time Investments**  
**of County Funds Managed by County Treasurer**

Fiscal Year to Date as of Period Ended October 31, 2016

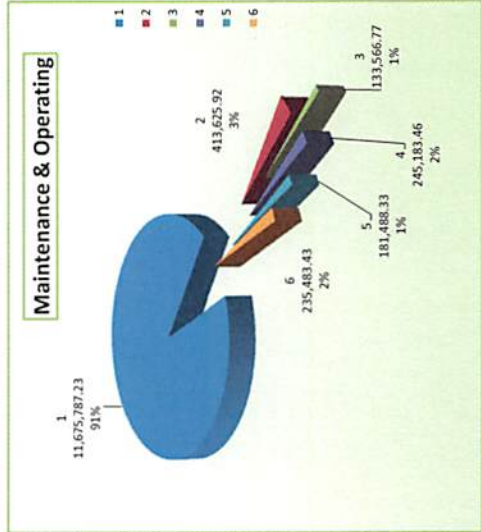
For Current Account Period	Cash Balance as of 09.30.2016	Receipts	Disbursements	Electronic Fund Transfers	Payroll	Total Disbursements	Interfund Allocations In	Interfund Allocations Out	FY2016 Adjustments	FY2015 YE Adjustments	Cash Balances as of 10.31.2016	Time Investments	Adjusted Cash Balance as of 10.31.2016	For Current Account Period
<b>SPECIAL REVENUE ... GRANTS</b>														
F11 Grants ... General - Energy Efficiency	0.00					0.00					0.00		0.00	F11 Grants ... General - Energy Efficiency
F11 Grants ... Law Enforcement, Emergency Services P25 Compliant Radio	0.00					0.00					0.00		0.00	F11 Grants ... Law Enforcement, Emergency Services P25 Compliant Radio
F54 PML .. Loan Star Grant	258.39					0.00					258.39		258.39	F54 PML .. Loan Star Grant
F54 PML .. PAC-HUG Grant	211.40					0.00					211.40		211.40	F54 PML .. PAC-HUG Grant
F71 Airport Capital Project Grant	15.18					0.00				0.00	15.18		15.18	F71 Airport Capital Project Grant
<b>Sub-Totals Special Revenue .. Grants</b>	<b>484.97</b>	<b>0.00</b>	<b>0.00</b>	<b>0.00</b>	<b>0.00</b>	<b>0.00</b>	<b>0.00</b>	<b>0.00</b>	<b>0.00</b>	<b>0.00</b>	<b>484.97</b>	<b>0.00</b>	<b>484.97</b>	<b>Sub-Totals Special Revenue .. Grants</b>
<b>CERTIFICATES OF OBLIGATION BONDS and GENERAL OBLIGATION BONDS ... Project Operating Accounts</b>														
F61 GOB Series 2013 ... Jail Project	290,019.50	194.42				0.00					290,213.92		290,213.92	F61 GOB Series 2013 ... Jail Project
<b>Sub-Totals COB ... GOB Operating</b>	<b>290,019.50</b>	<b>194.42</b>	<b>0.00</b>	<b>0.00</b>	<b>0.00</b>	<b>0.00</b>	<b>0.00</b>	<b>0.00</b>	<b>0.00</b>	<b>0.00</b>	<b>290,213.92</b>	<b>0.00</b>	<b>290,213.92</b>	<b>Sub-Totals COB ... GOB Operating</b>
<b>CERTIFICATES OF OBLIGATION BONDS and GENERAL OBLIGATION BONDS ... Interest &amp; Sinking Accounts</b>														
F62 GOB Series 2013 ... Interest & Sinking	367,170.78	5,052.65				0.00					372,223.43		372,223.43	F62 GOB Series 2013 ... Interest & Sinking
F53 COB Series 2001 / GOB Refunding Series 2013 ... Interest & Sinking	60,224.16	1,023.72				0.00					61,247.88		61,247.88	F53 COB Series 2001 / GOB Refunding Series 2013 ... Interest & Sinking
<b>Sub-Totals COB ... GOB I&amp;S</b>	<b>427,394.94</b>	<b>6,076.37</b>	<b>0.00</b>	<b>0.00</b>	<b>0.00</b>	<b>0.00</b>	<b>0.00</b>	<b>0.00</b>	<b>0.00</b>	<b>0.00</b>	<b>433,471.31</b>	<b>0.00</b>	<b>433,471.31</b>	<b>Sub-Totals COB ... GOB I&amp;S</b>



**GILLESPIE COUNTY, TEXAS**  
**STATEMENT OF**  
**Receipts, Disbursements, Electronic Funds Transfers, Payroll, Interfund Allocations, Adjustments, and Time Investments**  
**of County Funds Managed by County Treasurer**

Fiscal Year to Date as of Period Ended October 31, 2016

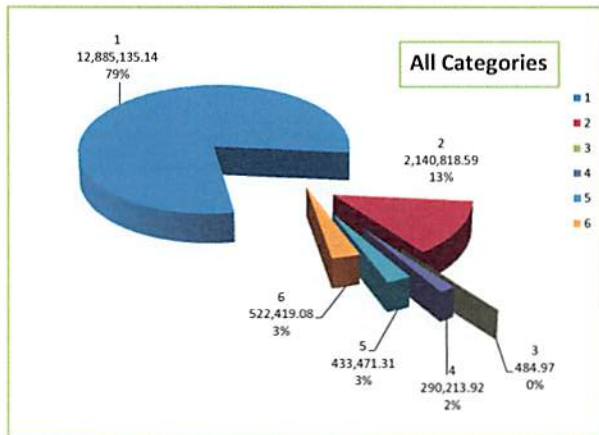
For Current Account Period	Cash Balance as of 09.30.2016	Receipts	Disbursements	Electronic Fund Transfers	Payroll	Total Disbursements	Interfund Allocations In	Interfund Allocations Out	FY2016 Adjustments	FY2015 YE Adjustments	Cash Balances as of 10.31.2016	Time Investments	Adjusted Cash Balance as of 10.31.2016	For Current Account Period
<b>GENERAL and ROAD &amp; BRIDGE ... Maintenance &amp; Operating Funds</b>														
F10 General	12,334,694.04	434,660.60	498,499.40	283,018.92	312,049.09	1,093,567.41					11,675,787.23	5,050,000.00	6,625,787.23	F10 General
<b>Road &amp; Bridge Funds</b>														
F15 County Wide	348,372.04	70,298.75	2,517.29		2,527.58	5,044.87					413,625.92		413,625.92	Road & Bridge Funds
F16 Precinct No 1	299,702.39		144,818.88		21,316.74	166,135.62					133,566.77		133,566.77	F16 Precinct No 1
F17 Precinct No 2	305,892.17	0.77	40,943.46		20,766.02	61,709.48					245,183.46		245,183.46	F17 Precinct No 2
F18 Precinct No 3	298,810.08	8.10	76,203.89		41,125.96	117,329.85					181,488.33		181,488.33	F18 Precinct No 3
F19 Precinct No 4	298,831.13	3.00	43,860.10		19,490.60	63,350.70					235,483.43		235,483.43	F19 Precinct No 4
Sub-Total R&B	1,502,607.81	70,310.62	308,343.62	0.00	105,226.90	413,570.52	0.00	0.00	0.00	0.00	1,209,347.91	0.00	1,209,347.91	Sub-Total R&B
Sub-Totals General / Road & Bridge ... Maintenance & Operating Funds	13,887,301.85	504,971.22	806,843.02	283,018.92	417,275.99	1,507,137.93	0.00	0.00	0.00	0.00	12,885,135.14	6,050,000.00	7,835,135.14	Sub-Totals General / Road & Bridge ... Maintenance & Operating Funds



## GILLESPIE COUNTY, TEXAS STATEMENT OF Receipts, Disbursements, Electronic Funds Transfers, Payroll, Interfund Allocations, Adjustments, and Time Investments of County Funds Managed by County Treasurer

Fiscal Year to Date as of Period Ended October 31, 2016

For Current Account Period	Cash Balance as of 09.30.2016	Receipts	Disbursements	Electronic Fund Transfers	Payroll	Total Disbursements	Interfund Allocations In	Interfund Allocations Out	FY2016 Adjustments	FY2015 YE Adjustments	Cash Balances as of 10.31.2016	Time Investments	Adjusted Cash Balance as of 10.31.2016	For Current Account Period
TRUST and AGENCY														
F22 Criminal Justice	54,932.91	26,773.77	565.02	71,803.31		72,368.33					9,338.35		9,338.35	F22 Criminal Justice
F27 Waste Water	730.00	200.00	570.00			570.00					360.00		360.00	F27 Waste Water
F80 County Attorney Hot Check	7,577.51	3,161.71	5,676.96			5,676.96					5,062.26		5,062.26	F80 County Attorney Hot Check
F89 McDermott (PML)	110,471.53	43.74				0.00					110,515.27		110,515.27	F89 McDermott (PML)
F92 Breiten (PML)	201,971.34	79.20	2,832.34			2,832.34					199,218.20		199,218.20	F92 Breiten (PML)
F85 Justice Of Peace 1	35,430.40	16,701.69	26,563.91			26,563.91					25,568.18		25,568.18	F85 Justice Of Peace 1
F86 Justice Of Peace 2	15,777.64	18,098.23	15,019.89			15,019.89					18,855.98		18,855.98	F86 Justice Of Peace 2
F83 Appellate Judicial	1,156.16	205.00	1,361.16			1,361.16					0.00		0.00	F83 Appellate Judicial
F84 Alternative Dispute Resolution	1,857.31	515.00	2,372.31			2,372.31					0.00		0.00	F84 Alternative Dispute Resolution
F90 Unclaimed Monies	57,058.39	21.00				0.00					57,079.39		57,079.39	F90 Unclaimed Monies
F94 County Clerk Operating	54,774.79	43,458.14	53,795.79			53,795.79					44,437.14		44,437.14	F94 County Clerk Operating
F95 District Clerk Operating	48,925.35	18,925.48	15,866.52			15,866.52					51,984.31		51,984.31	F95 District Clerk Operating
Sub-Totals Trust and Agency	590,663.33	128,182.96	124,623.90	71,803.31	0.00	196,427.21	0.00	0.00	0.00	0.00	522,419.08	0.00	522,419.08	Sub-Totals Trust and Agency
TOTALS ALL FUNDS	17,394,230.12	776,462.26	1,119,958.11	354,822.23	423,369.03	1,898,149.37	0.00	0.00	0.00	0.00	16,272,543.01	5,050,000.00	11,222,543.01	TOTALS ALL FUNDS



### Cash Balances by Category As of October 31, 2016

12,885,135.14	Maintenance & Operating
2,140,818.59	Special Revenue
484.97	Special Revenue ... Grants
290,213.92	Certificates of Obligation Bonds & General Obligation Bonds ... Project Operating
433,471.31	Certificates of Obligation Bonds & General Obligation Bonds ... Interest & Sinking
<u>522,419.08</u>	Trust and Agency
16,272,543.01	

**FY2016-2017**  
**GILLESPIE COUNTY, TEXAS**  
**STATEMENT OF**  
**Fund Cash/ Investment Balances of All County Funds Managed By County Treasurer**

FUND DESCRIPTION ACTIVE FUNDS	FY2017	FY2016	FY2015	FY2014	FY2013	FY2012	FY2011	FY2010	FY2009	FY2008	FY2007	FY2006	FY2005														
<b>As of 10.31.2016</b>														<b>As Of Fiscal Year Ending Date</b>													
<b>GENERAL and ROAD &amp; BRIDGE Maintenance &amp; Operating</b>																											
<b>F10</b>	<b>General Fund</b>																										
	All Departments	11,675,787.23	12,334,694.04	10,425,972.66	9,427,791.73	7,929,967.87	6,382,410.44	7,099,577.50	8,058,141.42	9,262,263.41	8,857,295.99	7,871,493.01	6,391,051.39	4,764,571.70													
<b>Road &amp; Bridge</b>																											
F15	County Wide	413,625.92	348,372.04	341,842.65	378,620.01	285,411.34	269,007.62	247,933.84	231,323.63	415,645.89	590,087.10	266,135.87	214,879.76	325,631.63													
F16	Precinct No 1	133,566.77	299,702.39	268,572.55	241,992.22	241,285.37	245,176.66	314,264.01	419,950.01	310,192.73	159,578.97	288,106.85	214,159.86	146,948.45													
F17	Precinct No 2	245,183.46	306,892.17	267,713.97	250,708.69	263,049.77	258,790.65	290,025.28	437,336.83	225,655.61	238,217.17	214,371.88	129,291.12	143,620.74													
F18	Precinct No 3	181,488.33	298,810.08	268,676.90	143,588.42	266,091.82	255,513.57	302,798.14	356,974.50	189,553.20	94,153.92	261,697.98	131,482.78	89,710.29													
F19	Precinct No 4	235,483.43	298,831.13	269,015.94	228,968.64	296,509.28	242,510.97	296,473.77	334,265.94	297,466.40	205,119.63	294,441.60	144,424.27	87,076.99													
	Road & Bridge Sub-Totals	1,209,347.91	1,552,607.81	1,415,822.01	1,243,877.98	1,352,347.58	1,270,999.47	1,451,495.04	1,779,850.91	1,438,513.83	1,287,156.79	1,324,754.18	834,237.79	792,988.10													
<b>Sub-Totals</b>																											
<b>General and Road &amp; Bridge Maintenance &amp; Operating</b>		<b>12,885,135.14</b>	<b>13,887,301.85</b>	<b>11,841,794.67</b>	<b>10,671,669.71</b>	<b>9,282,315.45</b>	<b>7,653,409.91</b>	<b>8,551,072.54</b>	<b>9,837,992.33</b>	<b>10,700,777.24</b>	<b>10,144,452.78</b>	<b>9,196,247.19</b>	<b>7,225,289.18</b>	<b>5,557,559.80</b>													

**FY2016-2017  
GILLESPIE COUNTY, TEXAS  
STATEMENT OF  
Fund Cash/ Investment Balances of All County Funds Managed By County Treasurer**

FUND DESCRIPTION ACTIVE FUNDS		FY2017	FY2016	FY2015	FY2014	FY2013	FY2012	FY2011	FY2010	FY2009	FY2008	FY2007	FY2006	FY2005
<b>As Of Fiscal Year Ending Date</b>														
<b>SPECIAL REVENUE</b>														
F20	Law Library	3,358.24	2,467.24	7,760.46	13,480.79	22,378.86	28,338.91	39,192.23	43,400.98	41,852.55	42,419.59	40,079.68	36,066.66	31,284.42
F21	Lateral Road Precinct Depts										31,328.62	18,897.94	0.00	12,377.05
	Precinct No 1	6,658.22	13,291.39	6,633.18	0.00	0.00	0.00	0.00	0.00	0.00				
	Precinct No 2	6,683.25	25.04	0.00	0.00	0.00	0.00	0.00	0.00	0.00				
	Precinct No 3	6,658.22	6,658.22	0.00	0.00	0.00	0.00	0.00	0.00	0.00				
	Precinct No 4	6,658.22	0.00	0.00	0.00	0.00	0.00	0.00	0.00	0.00				
F24	Probate Training	32,873.47	32,528.47	29,772.98	26,340.90	23,622.04	19,141.40	16,237.87	12,211.95	9,105.91	5,897.08	3,645.71	3,765.83	3,195.83
F25	Court Reporter Service	3,623.11	3,248.11	467.33	236.68	2,457.15	772.43	531.72	3,586.72	3,925.99	4,749.95	4,047.90	5,121.28	5,477.58
F28	County Records Mgt	69,997.06	69,004.06	91,506.18	83,503.81	75,768.96	68,085.54	60,798.05	85,746.02	83,499.27	78,601.53	67,393.03	58,717.22	51,017.76
F29	County Clerk Rcds Mgt	124,252.78	117,867.78	103,515.09	86,517.49	60,025.77	49,201.97	50,654.52	68,198.97	73,472.48	70,443.27	82,242.00	72,150.57	72,669.38
F30	Sheriff Forfeiture	41,973.97	41,956.71	37,627.93	15,712.92	15,899.44	11,441.71	7,858.55	9,611.45	9,686.21	7,929.49	7,672.56	7,249.58	5,649.05
F97	Sheriff Abandoned Vehicle	1,206.63	1,206.15	1,201.61	1,199.37	1,197.57	1,195.50	1,193.43	1,191.12	1,188.59				
F31	Justice Court Bldg Security	31,867.45	31,719.70	29,522.59	27,149.25	24,171.38	21,074.90	18,274.01	14,515.70	10,916.77	7,584.19	4,002.12	1,179.63	
F32	Courthouse Security	19,193.70	17,774.07	2,097.39	12,630.03	44,053.70	71,743.76	102,026.09	130,994.24	144,526.10	135,480.79	121,098.83	107,026.56	97,568.68
F34	Distist Clerk Records Mgmt	8,938.00	8,791.19	7,114.22	5,630.28	5,335.50	3,698.05	5,990.38	4,439.59	2,786.99	1,052.78	1,379.12	3,360.24	2,440.00
F35	County & District Courts Technology	20,734.33	20,360.61	16,756.67	13,523.64	11,667.87	8,337.60	5,132.39	1,816.93					
F36	Occupacy Tax	515,815.46	608,412.96	538,177.10	447,100.78	390,614.91	338,673.95	308,813.75	320,237.64	317,065.36	247,888.90	119,121.10	0.00	
F37	Pretrial Intervention	128,525.71	127,525.71	123,025.71	123,025.71	122,525.71	114,790.71	66,662.71	28,926.64	13,800.00	7,300.00			
F51	Justice Court Technology	121,782.29	121,167.37	112,119.89	102,554.58	90,599.26	78,070.58	74,024.21	58,891.29	45,290.75	33,688.80	21,166.16	9,714.42	4,805.84
F72	Airport Operating	967,916.24	952,258.99	1,037,772.61	598,769.47	573,788.08	89,165.48	23,728.30	11,341.82	73,880.94	31,324.65	16,738.96	39,251.50	24,529.76
F78	LEOSE-Sheriff	5,436.41	5,436.41	4,028.28	2,058.58	0.00	1,126.08	4,026.08	2,976.21	7,014.12	5,446.60	4,467.33	3,818.12	2,074.71
F79	LEOSE-Constable 1	8,702.83	8,702.83	8,038.15	7,379.00	6,728.73	6,728.73	6,748.73	6,086.06	5,498.36	4,837.67	4,167.79	3,560.06	2,890.67
F82	LEOSE-Constable 2	6,649.16	6,649.16	5,984.48	6,105.88	5,455.61	5,455.61	5,455.61	5,537.84	5,421.92	4,761.23	4,091.35	3,785.87	3,116.48
F81	Tax Assessor M V I	106.75	106.75	106.75	106.75	106.75	106.75	95.92	73.66	73.66	0.00	2,290.79	2,178.41	1,833.73
F40	Sheriff Equitable Sharing	1,207.09	1,206.61	1,202.07	1,200.17									
	<b>Sub-Totals Special Revenue</b>	<b>2,140,818.59</b>	<b>2,198,365.53</b>	<b>2,164,430.67</b>	<b>1,574,226.08</b>	<b>1,476,397.29</b>	<b>917,149.66</b>	<b>797,444.55</b>	<b>809,784.83</b>	<b>849,005.97</b>	<b>720,735.14</b>	<b>522,502.37</b>	<b>356,945.95</b>	<b>320,930.94</b>

**FY2016-2017**  
**GILLESPIE COUNTY, TEXAS**  
**STATEMENT OF**  
**Fund Cash/ Investment Balances of All County Funds Managed By County Treasurer**

FUND DESCRIPTION ACTIVE FUNDS	FY2017	FY2016	FY2015	FY2014	FY2013	FY2012	FY2011	FY2010	FY2009	FY2008	FY2007	FY2006	FY2005
----------------------------------	--------	--------	--------	--------	--------	--------	--------	--------	--------	--------	--------	--------	--------

As Of Fiscal Year Ending Date

SPECIAL REVENUE ... GRANTS													
F11	Grants ... General - Energy Efficiency	0.00	0.00	0.00	0.00	0.00	0.00	38.98					
F11	Grants ... Law Enforcement, Emergency Services P25 Compliant Radio	0.00	0.00	0.00	75,248.14	(78,346.14)	0.00						
F54	PML...Loan Star Grant	258.39	258.39	258.39	258.39	258.39	258.39	258.39	254.04	345.29	522.91	293.50	65.12
F54	PML...PAC-HUG Grant	211.40	211.40	211.40	211.40	211.40	211.40	211.40	211.40	211.06	209.40	6,634.72	6,307.45
F71	Airport Capital Project Grant	15.18	15.18	15.18	15.18	11,795.25							
<b>Sub-Totals</b>													
<b>Special Revenue ... Grants</b>		<b>484.97</b>	<b>484.97</b>	<b>484.97</b>	<b>75,733.11</b>	<b>(66,081.10)</b>	<b>469.79</b>	<b>508.77</b>	<b>465.44</b>	<b>556.35</b>	<b>732.31</b>	<b>6,928.22</b>	<b>6,372.57</b>

CERTIFICATES OF OBLIGATION BONDS and GENERAL OBLIGATION BONDS Operating Accounts													
F61	GOB Series 2013 ... Jail Project	290,213.92	290,019.50	491,873.19	5,249,856.00	13,952,401.46							
<b>Sub-Totals</b>													
<b>COB ... GOB Operating</b>		<b>290,213.92</b>	<b>290,019.50</b>	<b>491,873.19</b>	<b>5,249,856.00</b>	<b>13,952,401.46</b>	<b>0.00</b>	<b>0.00</b>	<b>0.00</b>	<b>0.00</b>	<b>0.00</b>	<b>0.00</b>	<b>0.00</b>

CERTIFICATES OF OBLIGATION BONDS and GENERAL OBLIGATION BONDS Interest & Sinking Accounts													
F62	GOB Series 2013 ... Interest & Sinking	372,223.43	367,170.78	176,091.44	186,733.10	33,431.94							
F53	COB Series 2001 / GOB Refunding Series 2013 ... Interest & Sinking	61,247.88	60,224.16	22,393.57	30,914.07	37,851.74	30,199.42	28,061.84	2,624.28	8,069.04	82,110.37	95,558.09	31,073.48
<b>Sub-Totals</b>													
<b>COB ... GOB I&amp;S</b>		<b>433,471.31</b>	<b>427,394.94</b>	<b>198,485.01</b>	<b>217,647.17</b>	<b>71,283.68</b>	<b>30,199.42</b>	<b>28,061.84</b>	<b>2,624.28</b>	<b>8,069.04</b>	<b>82,110.37</b>	<b>95,558.09</b>	<b>31,073.48</b>

**FY2016-2017  
GILLESPIE COUNTY, TEXAS  
STATEMENT OF  
Fund Cash/ Investment Balances of All County Funds Managed By County Treasurer**

FUND DESCRIPTION ACTIVE FUNDS		FY2017	FY2016	FY2015	FY2014	FY2013	FY2012	FY2011	FY2010	FY2009	FY2008	FY2007	FY2006	FY2005
<b>As Of Fiscal Year Ending Date</b>														
<b>TRUST and AGENCY</b>														
F22	Criminal Justice	9,338.35	54,932.91	54,332.95	56,439.35	62,059.07	51,843.04	61,241.11	72,063.98	65,435.27	86,647.15	71,204.17	56,514.01	47,492.20
F27	Waste Water	360.00	730.00	650.00	610.00	500.00	660.00	450.00	630.00	590.00	910.00	300.00	2,500.00	1,090.00
F80	County Attorney Hot Check	5,062.26	7,577.51	11,784.05	11,142.69	17,676.23	21,388.16	14,191.24	6,555.71	23,288.36	13,177.74	8,791.79	9,641.14	9,240.53
F89	McDermott (PML)	110,515.27	110,471.53	138,721.86	144,339.67	145,002.86	144,748.09	155,460.28	157,606.59	157,267.26	155,991.94	150,937.08	143,185.65	138,423.71
F92	Breiten (PML)	199,218.20	201,971.34	207,231.35	213,777.98	232,518.32	242,104.78	263,175.02	295,903.52	295,266.14	292,871.78	283,381.35	374,330.42	416,034.73
F85	Justice Peace No 1	25,568.18	35,430.40	39,391.40	36,196.17	38,870.87	32,802.78	31,544.44	42,704.30	27,861.46	32,606.50	31,714.74	31,364.72	20,388.07
F86	Justice Peace No 2	18,855.98	15,777.64	16,066.07	25,655.83	23,579.31	23,495.92	25,400.31	30,650.37	26,998.27	29,161.96	34,657.77	22,634.54	22,782.46
F83	Appellate Judicial	0.00	1,156.16	777.34	703.81	1,315.45	1,354.03	1,180.92	1,181.94	1,075.75	1,547.53	1,154.53	1,161.47	819.50
F84	Alternative Dispute	0.00	1,857.31	2,195.50	720.00	1,796.86	1,493.98	2,087.71	1,840.22	1,664.85	1,697.66	2,052.55	2,024.68	6,530.00
F90	Unclaimed Monies	57,079.39	57,058.39	54,211.45	55,949.27	50,746.77	48,698.94	47,544.20	47,757.66	46,394.14	43,344.41	36,840.41	5,213.28	4,961.20
F94	County Clerk Operating	44,437.14	54,774.79	42,645.44	43,947.02	33,039.61	38,409.66	32,375.08	41,376.98					
F95	District Clerk Operating	51,984.31	48,925.35	71,669.36	86,979.66	41,113.16	41,651.53	48,532.38	47,975.16					
	<b>Sub-Totals Trust &amp; Agency</b>	<b>522,419.08</b>	<b>590,663.33</b>	<b>639,676.77</b>	<b>676,461.45</b>	<b>648,218.51</b>	<b>648,650.91</b>	<b>683,182.69</b>	<b>746,246.43</b>	<b>645,841.50</b>	<b>657,956.67</b>	<b>621,034.39</b>	<b>648,569.91</b>	<b>667,762.40</b>
<b>TOTALS ALL ACTIVE FUNDS</b>		<b>16,272,543.01</b>	<b>17,394,230.12</b>	<b>15,336,745.28</b>	<b>18,465,593.52</b>	<b>25,364,535.29</b>	<b>9,249,879.69</b>	<b>10,060,270.39</b>	<b>11,397,113.31</b>	<b>12,204,250.10</b>	<b>11,605,987.27</b>	<b>10,442,270.26</b>	<b>8,268,251.09</b>	<b>6,569,541.83</b>
<b>As Of Fiscal Year Ending Date</b>														

**FY2016-2017  
GILLESPIE COUNTY, TEXAS  
STATEMENT OF  
Fund Cash/ Investment Balances of All County Funds Managed By County Treasurer**

FUND DESCRIPTION INACTIVE FUNDS	FY2017	FY2016	FY2015	FY2014	FY2013	FY2012	FY2011	FY2010	FY2009	FY2008	FY2007	FY2006	FY2005
------------------------------------	--------	--------	--------	--------	--------	--------	--------	--------	--------	--------	--------	--------	--------

As of 10.31.2016

As Of Fiscal Year Ending Date

INACTIVE FUNDS														
F99	Light Up The Block			0.00	3.48	3.48	3.48	3.48	73.05	90.54	47.76	0.00	0.00	
F87	Flora Eckert						0.00	0.00	2,633.35	4,511.42	6,484.28	6,274.17	5,951.99	
F49	Homeland Security (2)						0.00	0.00	0.00	0.00	0.00	0.00	0.00	
F50	Homeland Security						0.00	0.00	0.00	0.00	0.00	100.00	0.00	
F88	Krikorian						0.00	0.00	28,000.00	26,700.71	25,835.51	25,117.93	24,942.10	
F38	Intoxication/Drug Court						0.00	0.00	0.00	869.40				
F33	Graffiti Eradication						0.00	0.00	0.00	0.00	0.00	0.00	0.00	
F52	COB Series 2001						0.00	0.00	0.00	0.00	0.00	0.00	0.00	
F--	County Court Records Archive...								0.00	0.00	0.00	0.00	0.00	
F55	TIF Grant													
F56	1997 TCHCA-Fbg													
F74	Airport Economic													
F60	Post Office Certificates													
F26	Historical Commission													
F57	Harper-1996TCDP													
F58	Stonewall Grant #2													
F59	Stonewall Grant #1													
F91	DWI Educational													
F73	Airport Master													
F14	Internal Inventory													
<b>TOTALS ALL INACTIVE FUNDS</b>		<b>0.00</b>	<b>0.00</b>	<b>0.00</b>	<b>0.00</b>	<b>0.00</b>	<b>0.00</b>	<b>0.00</b>	<b>2,633.35</b>	<b>32,511.42</b>	<b>34,054.39</b>	<b>32,109.68</b>	<b>31,169.92</b>	<b>30,624.16</b>

<b>TOTALS ALL FUNDS</b>	<b>16,272,543.01</b>	<b>17,394,230.12</b>	<b>15,336,745.28</b>	<b>18,465,593.52</b>	<b>25,364,535.29</b>	<b>9,249,879.69</b>	<b>10,060,270.39</b>	<b>11,399,746.66</b>	<b>12,236,761.52</b>	<b>11,640,041.66</b>	<b>10,474,379.94</b>	<b>8,299,421.01</b>	<b>6,600,165.99</b>
	FY2017	FY2016	FY2015	FY2014	FY2013	FY2012	FY2011	FY2010	FY2009	FY2008	FY2007	FY2006	FY2005
	As of 10.31.2016						As Of Fiscal Year Ending Date						

GILLESPIE COUNTY, TEXAS  
STATEMENT OF  
Maintenance & Operating Accounts

	FY2017 as of 10.31.2016	FY2016	FY2015	FY2014	FY2013	FY2012	FY2011	FY2010	FY2009	FY2008	FY2007	FY2006	FY2005	FY2004
	As Of Fiscal Year Ending Date													
<b>GENERAL and ROAD &amp; BRIDGE Maintenance &amp; Operating</b>	<b>Revenues Inclusive Interfund Allocations</b>													
<b>General M&amp;O</b>														
F10 General Fund	434,660.60	15,277,118.38	14,328,862.53	12,755,375.08	12,660,309.58	10,657,906.95	10,270,640.00	10,012,774.28	10,028,550.21	9,924,012.18	9,490,558.36	8,835,351.86	7,552,137.53	6,694,818.95
<b>General Fund Over/(Under) Prior Period</b>	<b>(14,842,457.78)</b>	<b>948,255.85</b>	<b>1,573,487.45</b>	<b>95,065.50</b>	<b>2,002,402.63</b>	<b>387,266.95</b>	<b>257,865.72</b>	<b>(15,775.93)</b>	<b>104,538.03</b>	<b>433,453.82</b>	<b>655,206.50</b>	<b>1,283,214.33</b>	<b>857,318.58</b>	
<b>General Fund Cumulative Change for Periods Shown</b>	<b>(6,260,158.35)</b>	<b>8,582,299.43</b>	<b>7,634,043.58</b>	<b>6,060,556.13</b>	<b>5,965,490.63</b>	<b>3,963,088.00</b>	<b>3,575,821.05</b>	<b>3,317,955.33</b>	<b>3,333,731.26</b>	<b>3,229,193.23</b>	<b>2,795,739.41</b>	<b>2,140,532.91</b>	<b>857,318.58</b>	
<b>Road &amp; Bridge M&amp;O</b>														
F15 County Wide	70,298.75	2,689,183.71	2,505,423.71	2,340,392.13	2,406,186.26	2,332,689.79	2,238,480.99	2,655,743.60	2,455,013.90	2,407,977.22	1,729,457.34	1,503,999.95	1,460,739.18	1,803,469.90
F16 Precinct No 1	0.00	672,953.29	553,250.36	562,311.15	535,823.96	495,287.80	435,659.70	744,672.18	777,666.49	466,454.42	389,503.85	464,726.41	353,441.58	363,007.70
F17 Precinct No 2	0.77	559,516.98	501,916.42	470,090.32	458,483.76	393,971.07	360,599.55	696,129.62	488,100.77	437,920.95	414,722.93	340,778.11	382,243.78	249,193.16
F18 Precinct No 3	8.10	573,953.02	835,249.40	653,606.04	774,237.93	893,200.46	815,249.25	827,083.23	773,976.99	580,570.58	415,908.20	451,128.21	381,907.46	446,687.99
F19 Precinct No 4	<u>3.00</u>	<u>586,899.98</u>	<u>518,659.61</u>	<u>444,169.11</u>	<u>503,497.57</u>	<u>395,510.13</u>	<u>490,546.26</u>	<u>554,193.35</u>	<u>558,733.58</u>	<u>486,036.38</u>	<u>388,009.34</u>	<u>303,825.82</u>	<u>350,971.44</u>	<u>248,722.06</u>
Sub-Total R&B	70,310.62	5,082,506.98	4,914,499.50	4,470,568.75	4,678,229.48	4,510,659.25	4,340,535.75	5,477,821.98	5,053,491.73	4,378,959.55	3,337,601.66	3,064,458.50	2,929,303.44	3,111,080.81
<b>Road &amp; Bridge Over/(Under) Prior Period</b>	<b>(5,012,196.36)</b>	<b>168,007.48</b>	<b>443,930.75</b>	<b>(207,660.73)</b>	<b>167,570.23</b>	<b>170,123.50</b>	<b>(1,137,286.23)</b>	<b>424,330.25</b>	<b>674,532.18</b>	<b>1,041,357.89</b>	<b>273,143.16</b>	<b>135,155.06</b>	<b>(181,777.37)</b>	
<b>Road &amp; Bridge Cumulative Change for Periods Shown</b>	<b>(3,040,770.19)</b>	<b>1,971,426.17</b>	<b>1,803,418.69</b>	<b>1,359,487.94</b>	<b>1,567,148.67</b>	<b>1,399,578.44</b>	<b>1,229,454.94</b>	<b>2,366,741.17</b>	<b>1,942,410.92</b>	<b>1,267,878.74</b>	<b>226,520.85</b>	<b>(46,622.31)</b>	<b>(181,777.37)</b>	
<b>Overall Totals General / Road &amp; Bridge M&amp;O</b>	<b>504,971.22</b>	<b>20,359,625.36</b>	<b>19,243,362.03</b>	<b>17,225,943.83</b>	<b>17,338,539.06</b>	<b>15,168,566.20</b>	<b>14,611,175.75</b>	<b>15,490,596.26</b>	<b>15,082,041.94</b>	<b>14,302,971.73</b>	<b>12,828,160.02</b>	<b>11,899,810.36</b>	<b>10,481,440.97</b>	<b>9,805,899.76</b>
<b>Overall Over/(Under) Prior Period</b>	<b>(19,854,654.14)</b>	<b>1,116,263.33</b>	<b>2,017,418.20</b>	<b>(112,595.23)</b>	<b>2,169,972.86</b>	<b>557,390.45</b>	<b>(879,420.51)</b>	<b>408,554.32</b>	<b>779,070.21</b>	<b>1,474,811.71</b>	<b>928,349.66</b>	<b>1,418,369.39</b>	<b>675,541.21</b>	
<b>Overall Cumulative Change for Periods Shown</b>	<b>(9,300,928.54)</b>	<b>10,553,725.60</b>	<b>9,437,462.27</b>	<b>7,420,044.07</b>	<b>7,532,639.30</b>	<b>5,362,666.44</b>	<b>4,805,275.99</b>	<b>5,684,696.50</b>	<b>5,276,142.18</b>	<b>4,497,071.97</b>	<b>3,022,260.26</b>	<b>2,093,910.60</b>	<b>675,541.21</b>	



GILLESPIE COUNTY, TEXAS  
STATEMENT OF  
Maintenance & Operating Accounts

	FY2016 as of 10.31.2016	FY2016	FY2015	FY2014	FY2013	FY2012	FY2011	FY2010	FY2009	FY2008	FY2007	FY2006	FY2005	FY2004
										As Of	Year	Ending	Date	
<b>GENERAL and ROAD &amp; BRIDGE Maintenance &amp; Operating</b>														
<b>General M&amp;O</b>														
F10 General Fund	1,093,557.41	13,368,397.00	13,330,681.60	11,257,551.22	11,112,752.15	11,375,074.01	11,229,203.92	11,216,896.27	9,623,582.79	8,938,209.20	8,010,116.74	7,208,872.17	7,187,414.03	6,314,580.06
<b>General Fund Over/(Under) Prior Period</b>	<b>(12,274,829.59)</b>	<b>37,715.40</b>	<b>2,073,130.38</b>	<b>144,799.07</b>	<b>(262,321.86)</b>	<b>145,870.09</b>	<b>12,307.65</b>	<b>1,593,313.48</b>	<b>685,373.59</b>	<b>928,092.46</b>	<b>801,244.57</b>	<b>21,458.14</b>	<b>872,833.97</b>	
<b>General Fund Cumulative Change for Periods Shown</b>	<b>(5,221,012.65)</b>	<b>7,053,816.94</b>	<b>7,016,101.54</b>	<b>4,942,971.16</b>	<b>4,798,172.09</b>	<b>5,060,493.95</b>	<b>4,914,623.86</b>	<b>4,902,316.21</b>	<b>3,309,002.73</b>	<b>2,623,629.14</b>	<b>1,695,536.68</b>	<b>894,292.11</b>	<b>872,833.97</b>	
<b>Road &amp; Bridge M&amp;O</b>														
F15 County Wide	5,044.87	2,682,654.32	2,542,201.07	2,247,183.46	2,389,782.54	2,311,616.01	2,221,870.78	2,840,065.86	2,629,455.11	2,084,025.99	1,678,201.23	1,614,751.82	1,644,613.21	1,436,802.68
F16 Precinct No 1	166,135.62	641,823.45	526,670.03	561,604.30	539,715.25	564,375.15	541,345.70	634,914.90	627,052.73	594,982.30	315,556.86	397,515.00	365,672.92	340,012.45
F17 Precinct No 2	61,709.48	520,338.78	484,911.14	482,431.40	454,224.64	425,205.70	507,911.10	484,448.40	500,662.33	414,075.66	329,642.17	355,107.73	325,596.47	313,286.90
F18 Precinct No 3	117,329.85	543,819.84	710,160.92	776,109.44	763,659.68	940,485.03	869,425.61	659,661.93	678,577.71	748,114.64	285,693.00	409,355.72	362,931.51	504,242.39
F19 Precinct No 4	<u>63,350.70</u>	<u>557,084.79</u>	<u>478,612.31</u>	<u>511,709.75</u>	<u>449,499.26</u>	<u>449,472.93</u>	<u>528,338.43</u>	<u>517,393.81</u>	<u>466,386.81</u>	<u>575,358.35</u>	<u>237,992.01</u>	<u>246,478.54</u>	<u>297,748.19</u>	<u>288,140.85</u>
Sub-Total R&B	413,570.52	4,945,721.18	4,742,555.47	4,579,038.35	4,596,881.37	4,691,154.82	4,668,891.62	5,136,484.50	4,502,134.69	4,416,556.54	2,847,065.27	3,023,208.81	2,966,562.30	2,892,485.27
<b>Road &amp; Bridge Over/(Under) Prior Period</b>	<b>(4,532,150.66)</b>	<b>203,165.71</b>	<b>163,517.12</b>	<b>(17,843.02)</b>	<b>(94,273.45)</b>	<b>22,263.20</b>	<b>(467,593.28)</b>	<b>234,350.21</b>	<b>485,577.75</b>	<b>1,599,471.67</b>	<b>(176,123.54)</b>	<b>26,646.51</b>	<b>104,077.03</b>	
<b>Road &amp; Bridge Cumulative Change for Periods Shown</b>	<b>(2,478,914.75)</b>	<b>2,053,235.91</b>	<b>1,850,070.20</b>	<b>1,686,553.08</b>	<b>1,704,396.10</b>	<b>1,798,669.55</b>	<b>1,776,406.35</b>	<b>2,243,969.63</b>	<b>2,009,649.42</b>	<b>1,524,071.67</b>	<b>(45,400.00)</b>	<b>130,723.54</b>	<b>104,077.03</b>	
<b>Overall Totals General / Road &amp; Bridge M&amp;O</b>	<b>1,507,137.93</b>	<b>18,314,118.18</b>	<b>18,073,237.07</b>	<b>15,836,589.57</b>	<b>15,709,633.52</b>	<b>16,066,228.83</b>	<b>15,898,095.54</b>	<b>16,353,381.17</b>	<b>14,525,717.48</b>	<b>13,354,766.14</b>	<b>10,857,202.01</b>	<b>10,232,080.98</b>	<b>10,183,976.33</b>	<b>9,207,065.33</b>
<b>Overall Over/(Under) Prior Period</b>	<b>(16,806,980.25)</b>	<b>240,881.11</b>	<b>2,236,647.50</b>	<b>126,956.05</b>	<b>(356,595.31)</b>	<b>168,133.29</b>	<b>(455,285.63)</b>	<b>1,827,663.69</b>	<b>1,170,951.34</b>	<b>2,497,564.13</b>	<b>625,121.03</b>	<b>48,104.65</b>	<b>976,911.00</b>	
<b>Overall Cumulative Change for Periods Shown</b>	<b>(7,659,927.40)</b>	<b>9,107,052.85</b>	<b>8,866,171.74</b>	<b>6,629,524.24</b>	<b>6,502,568.19</b>	<b>6,859,163.50</b>	<b>6,691,030.21</b>	<b>7,146,315.84</b>	<b>5,318,652.15</b>	<b>4,147,700.81</b>	<b>1,650,136.68</b>	<b>1,025,015.65</b>	<b>976,911.00</b>	

Includes FY2014 year end  
adjustment of \$75,248.14  
from F11 Grants, Law

GILLESPIE COUNTY, TEXAS  
STATEMENT OF  
Maintenance & Operating Accounts

	FY2017 as of 10.31.2016	FY2016	FY2015	FY2014	FY2013	FY2012	FY2011	FY2010	FY2009	FY2008	FY2007	FY2006	FY2005	FY2004
											As Of Fiscal Year Ending Date			
<b>GENERAL and ROAD &amp; BRIDGE Maintenance &amp; Operating</b>														
<b>Net Change for Periods Shown Revenues Less Expenditures Inclusive Interfund Allocations and Adjustments</b>														
<b>General M&amp;O</b>														
F10 General Fund	1,908,721.38	998,180.93	1,497,823.86	1,547,557.43	(717,167.06)	(958,563.92)	(1,204,121.99)	404,967.42	985,802.98	1,480,441.62	1,626,479.69	364,723.50	380,238.89	
<b>General Fund Over/(Under) Prior Period</b>	<b>910,540.45</b>	<b>(499,642.93)</b>	<b>(49,733.57)</b>	<b>2,264,724.49</b>	<b>241,396.86</b>	<b>245,558.07</b>	<b>(1,609,089.41)</b>	<b>(580,835.56)</b>	<b>(494,638.64)</b>	<b>(146,038.07)</b>	<b>1,261,756.19</b>	<b>(15,515.39)</b>		
<b>General Fund Cumulative Change for Periods Shown</b>	<b>(1,039,145.70)</b>	<b>1,528,482.49</b>	<b>617,942.04</b>	<b>1,117,584.97</b>	<b>(1,167,318.54)</b>	<b>(1,338,802.81)</b>	<b>(1,584,360.88)</b>	<b>24,728.53</b>	<b>605,564.09</b>	<b>1,100,202.73</b>	<b>1,246,240.80</b>	<b>(15,515.39)</b>		
<b>Road &amp; Bridge M&amp;O</b>														
F15 County Wide	65,253.88	6,529.39	(36,777.36)	93,208.67	16,403.72	21,073.78	16,610.21	(184,322.26)	(174,441.21)	323,951.23	51,256.11	(110,751.87)	(183,874.03)	366,667.22
F16 Precinct No 1	(166,135.62)	31,129.84	26,580.33	706.85	(3,891.29)	(69,087.35)	(105,686.00)	109,757.28	150,613.76	(128,527.88)	73,946.99	67,211.41	(12,231.34)	22,995.25
F17 Precinct No 2	(61,708.71)	39,178.20	17,005.28	(12,341.08)	4,259.12	(31,234.63)	(147,311.55)	211,681.22	(12,561.56)	23,845.29	85,080.76	(14,329.62)	56,647.31	(64,083.74)
F18 Precinct No 3	(117,321.75)	30,133.18	125,088.48	(122,503.40)	10,578.25	(47,284.57)	(54,176.36)	167,421.30	95,399.28	(167,544.06)	130,215.20	41,772.49	18,975.95	(57,554.40)
F19 Precinct No 4	(63,347.70)	29,815.19	40,047.30	(67,540.64)	53,998.31	(53,962.80)	(37,792.17)	36,799.54	92,346.77	(89,321.97)	150,017.33	57,347.28	53,223.25	(49,418.79)
Sub-Total R&B	(343,259.90)	136,785.80	171,944.03	(108,469.60)	81,348.11	(180,456.57)	(328,355.87)	341,337.08	151,357.04	(37,597.39)	450,516.39	41,249.69	(67,258.86)	218,596.54
<b>Road &amp; Bridge Over/(Under) Prior Period</b>	<b>(480,045.70)</b>	<b>(35,158.23)</b>	<b>280,413.63</b>	<b>(189,817.71)</b>	<b>261,843.68</b>	<b>147,860.30</b>	<b>(669,692.95)</b>	<b>189,980.04</b>	<b>188,954.43</b>	<b>(528,113.78)</b>	<b>449,266.70</b>	<b>108,508.55</b>	<b>(285,854.40)</b>	
<b>Road &amp; Bridge Cumulative Change for Periods Shown</b>	<b>(581,855.44)</b>	<b>(81,809.74)</b>	<b>(46,651.51)</b>	<b>(327,065.14)</b>	<b>(137,247.43)</b>	<b>(399,091.11)</b>	<b>(546,951.41)</b>	<b>122,741.54</b>	<b>(67,238.50)</b>	<b>(256,192.93)</b>	<b>271,920.85</b>	<b>(177,345.85)</b>	<b>(285,854.40)</b>	
<b>Overall Totals General / Road &amp; Bridge M&amp;O</b>														
Overall General / Road & Bridge M&O	(1,002,166.71)	2,045,507.18	1,170,124.96	1,389,354.26	1,628,905.54	(897,662.63)	(1,286,919.79)	(862,784.91)	556,324.46	948,205.59	1,970,958.01	1,667,729.38	297,464.64	598,834.43
<b>Overall Over/(Under) Prior Period</b>	<b>(3,047,673.89)</b>	<b>875,382.22</b>	<b>(219,229.30)</b>	<b>(239,551.28)</b>	<b>2,526,568.17</b>	<b>389,257.16</b>	<b>(424,134.88)</b>	<b>(1,419,109.37)</b>	<b>(391,881.13)</b>	<b>(1,022,752.42)</b>	<b>303,228.63</b>	<b>1,370,264.74</b>	<b>(301,369.79)</b>	
<b>Overall Cumulative Change for Periods Shown</b>	<b>(1,601,001.14)</b>	<b>1,446,672.75</b>	<b>571,290.53</b>	<b>790,519.83</b>	<b>1,030,071.11</b>	<b>(1,496,497.06)</b>	<b>(1,885,754.22)</b>	<b>(1,461,619.34)</b>	<b>(42,509.67)</b>	<b>349,371.16</b>	<b>1,372,123.58</b>	<b>1,068,894.95</b>	<b>(301,369.79)</b>	

GILLESPIE COUNTY, TEXAS  
STATEMENT OF  
Maintenance & Operating Accounts

	FY2017	FY2016	FY2015	FY2014	FY2013	FY2012	FY2011	FY2010	FY2009	FY2008	FY2007	FY2006	FY2005	FY2004
<b>GENERAL and ROAD &amp; BRIDGE Maintenance &amp; Operating</b>														
F10 General Fund	11,675,787.23	12,334,694.04	10,425,972.66	9,427,791.73	7,929,967.87	6,382,410.44	7,099,577.50	8,058,141.42	9,262,263.41	8,857,295.99	7,871,493.01	6,391,051.39	4,764,571.70	4,399,848.20
<b>General Fund</b>	<b>(658,906.81)</b>	<b>1,908,721.38</b>	<b>998,180.93</b>	<b>1,497,823.86</b>	<b>1,547,557.43</b>	<b>(717,167.06)</b>	<b>(958,563.92)</b>	<b>(1,204,121.99)</b>	<b>404,967.42</b>	<b>985,802.98</b>	<b>1,480,441.62</b>	<b>1,626,479.69</b>	<b>364,723.50</b>	
<b>General Fund</b>	<b>7,275,939.03</b>	<b>7,934,845.84</b>	<b>6,026,124.46</b>	<b>5,027,943.53</b>	<b>3,530,119.67</b>	<b>1,982,562.24</b>	<b>2,699,729.30</b>	<b>3,658,293.22</b>	<b>4,862,415.21</b>	<b>4,457,447.79</b>	<b>3,471,644.81</b>	<b>1,991,203.19</b>	<b>364,723.50</b>	
<b>Periods Shown</b>	<b>Cumulative</b>	<b>Change For</b>												
<b>General Fund</b>	<b>Over/(Under) Prior Period</b>	<b>Road &amp; Bridge</b>	<b>Over/(Under) Prior Period</b>	<b>Road &amp; Bridge</b>	<b>Over/(Under) Prior Period</b>	<b>Road &amp; Bridge</b>	<b>Over/(Under) Prior Period</b>	<b>Road &amp; Bridge</b>	<b>Over/(Under) Prior Period</b>	<b>Road &amp; Bridge</b>	<b>Over/(Under) Prior Period</b>	<b>Road &amp; Bridge</b>	<b>Over/(Under) Prior Period</b>	<b>Road &amp; Bridge</b>
F15 County Wide	413,625.92	348,372.04	341,842.65	378,620.01	285,411.34	269,007.62	247,933.84	231,323.63	415,645.89	590,087.10	266,135.87	214,879.76	325,631.63	509,505.66
F16 Precinct No 1	133,566.77	299,702.39	268,572.55	241,992.22	241,285.37	245,176.66	314,264.01	419,950.01	310,192.73	159,578.97	288,106.85	214,159.86	146,948.45	159,179.79
F17 Precinct No 2	245,183.46	306,892.17	267,713.97	250,708.69	263,049.77	290,025.28	437,336.83	225,655.61	238,217.17	214,371.88	129,291.12	143,620.74	86,973.43	
F18 Precinct No 3	181,488.33	298,810.08	268,676.90	143,588.42	266,091.82	255,513.57	302,798.14	356,974.50	189,553.20	94,153.92	261,697.98	131,482.78	89,710.29	70,734.34
F19 Precinct No 4	235,483.43	298,831.13	269,015.94	228,968.64	296,509.28	242,510.97	296,473.77	334,265.94	297,466.40	205,119.63	294,441.60	144,424.27	87,076.99	33,853.74
Sub-Totals	1,209,347.91	1,552,607.81	1,415,822.01	1,243,877.98	1,352,347.58	1,270,999.47	1,451,496.04	1,779,850.91	1,438,513.83	1,287,156.79	1,324,754.18	834,237.79	792,988.10	860,246.95
<b>Road &amp; Bridge M&amp;O</b>	<b>413,625.92</b>	<b>348,372.04</b>	<b>341,842.65</b>	<b>378,620.01</b>	<b>285,411.34</b>	<b>269,007.62</b>	<b>247,933.84</b>	<b>231,323.63</b>	<b>415,645.89</b>	<b>590,087.10</b>	<b>266,135.87</b>	<b>214,879.76</b>	<b>325,631.63</b>	<b>509,505.66</b>
<b>Road &amp; Bridge</b>	<b>(343,259.90)</b>	<b>136,785.80</b>	<b>171,944.03</b>	<b>(108,469.60)</b>	<b>81,348.11</b>	<b>(180,495.57)</b>	<b>(328,355.87)</b>	<b>341,337.08</b>	<b>151,357.04</b>	<b>(37,597.39)</b>	<b>490,516.39</b>	<b>41,249.69</b>	<b>(67,258.86)</b>	
<b>Road &amp; Bridge</b>	<b>349,100.95</b>	<b>692,360.85</b>	<b>555,575.05</b>	<b>383,631.02</b>	<b>492,100.62</b>	<b>410,752.51</b>	<b>591,248.08</b>	<b>919,603.95</b>	<b>578,266.87</b>	<b>426,909.83</b>	<b>464,507.22</b>	<b>(26,009.17)</b>	<b>(67,258.86)</b>	
<b>Periods Shown</b>	<b>Cumulative</b>	<b>Change For</b>												
<b>Over/(Under) Prior Period</b>	<b>Over/(Under) Prior Period</b>	<b>Over/(Under) Prior Period</b>	<b>Over/(Under) Prior Period</b>	<b>Over/(Under) Prior Period</b>	<b>Over/(Under) Prior Period</b>	<b>Over/(Under) Prior Period</b>	<b>Over/(Under) Prior Period</b>	<b>Over/(Under) Prior Period</b>	<b>Over/(Under) Prior Period</b>	<b>Over/(Under) Prior Period</b>	<b>Over/(Under) Prior Period</b>	<b>Over/(Under) Prior Period</b>	<b>Over/(Under) Prior Period</b>	<b>Over/(Under) Prior Period</b>
Overall Totals	12,885,135.14	13,887,301.85	11,841,794.67	10,671,669.71	9,282,315.45	7,653,409.91	8,551,072.54	9,837,992.33	10,700,777.24	10,144,452.78	9,196,247.19	7,225,289.18	5,557,559.80	5,260,095.16
<b>General / Road &amp; Bridge M&amp;O</b>	<b>12,885,135.14</b>	<b>13,887,301.85</b>	<b>11,841,794.67</b>	<b>10,671,669.71</b>	<b>9,282,315.45</b>	<b>7,653,409.91</b>	<b>8,551,072.54</b>	<b>9,837,992.33</b>	<b>10,700,777.24</b>	<b>10,144,452.78</b>	<b>9,196,247.19</b>	<b>7,225,289.18</b>	<b>5,557,559.80</b>	<b>5,260,095.16</b>
<b>Over/(Under) Prior Period</b>	<b>(1,002,166.71)</b>	<b>2,045,507.18</b>	<b>1,170,124.96</b>	<b>1,389,954.26</b>	<b>1,628,905.54</b>	<b>(897,662.63)</b>	<b>(1,286,919.79)</b>	<b>(862,784.91)</b>	<b>556,324.46</b>	<b>948,205.59</b>	<b>1,970,958.01</b>	<b>1,667,729.38</b>	<b>297,464.64</b>	
<b>Overall</b>	<b>7,625,039.98</b>	<b>8,627,206.69</b>	<b>6,581,699.51</b>	<b>5,411,574.55</b>	<b>4,022,220.29</b>	<b>2,393,314.75</b>	<b>3,290,977.38</b>	<b>4,577,897.17</b>	<b>5,440,682.08</b>	<b>4,884,357.62</b>	<b>3,936,152.03</b>	<b>1,965,194.02</b>	<b>297,464.64</b>	
<b>Periods Shown</b>	<b>Cumulative</b>	<b>Change For</b>												

Cash Balances

As Of Fiscal Year Ending Date

as of  
10.31.2016

**GILLESPIE COUNTY, TEXAS**  
**STATEMENT OF**  
**Fund Cash/Investment Balances of County Funds**  
**Managed by County Treasurer**

Reporting Period for Maintenance & Operating, COB/GOB Operating & IS, Special Revenue, Special Revenue, Grants, Trust and Agency	FY2017	FY2016	FY2015	FY2014	FY2013	FY2012	FY2011	FY2010	FY2009	FY2008	FY2007	FY2006	FY2005	FY2004	FY2003	FY2002
October	16,272,543.01	14,616,600.12	17,978,164.94	25,230,555.83	8,816,582.93	9,537,288.92	10,782,786.00	11,614,108.61	10,952,885.50	9,958,440.67	7,952,494.30	6,412,175.43	5,710,864.59	5,339,657.00	5,562,776.43	5,033,726.92
November		14,967,969.47	17,265,750.38	24,953,535.22	8,890,316.88	9,228,798.73	10,570,060.92	11,537,538.96	10,498,889.31	10,152,409.10	8,025,261.13	6,492,254.19	5,815,771.82	5,220,602.83	5,513,508.58	4,915,333.89
December		17,966,511.65	18,099,680.09	26,637,026.05	11,373,696.92	10,169,466.12	11,532,479.69	12,910,952.83	11,682,933.59	10,684,794.29	8,972,555.93	7,597,535.16	6,569,101.79	5,773,095.57	6,725,293.46	5,464,922.96
January		21,039,628.80	21,177,485.65	28,516,107.73	13,685,971.08	13,393,446.13	14,318,444.26	15,498,047.87	14,366,261.90	13,481,253.20	11,165,036.24	9,488,659.54	8,523,475.25	7,456,134.19	7,390,382.57	6,921,671.85
February		22,828,117.19	22,883,610.22	29,162,422.51	14,892,438.88	14,337,413.69	15,203,602.68	15,956,038.21	15,735,998.80	14,555,820.37	12,335,852.17	10,433,012.87	9,341,225.17	8,739,837.04	8,067,857.08	7,169,069.03
March		22,133,022.22	21,915,869.23	28,011,622.33	14,353,262.89	13,961,224.66	14,605,425.43	15,787,975.99	15,568,191.69	14,421,603.69	12,279,235.33	10,316,847.09	9,342,261.49	8,166,505.99	7,877,519.02	6,846,516.10
April		21,311,930.04	19,863,672.60	26,965,965.28	14,036,410.76	13,204,240.38	14,182,107.24	14,911,731.87	15,332,630.30	14,171,385.04	12,168,084.51	10,225,221.29	9,153,636.99	7,706,537.20	7,632,850.74	6,879,522.09
May		20,969,598.11	19,534,757.94	25,202,625.86	13,381,534.31	12,853,474.81	13,180,018.23	14,443,624.89	14,826,308.29	13,675,832.00	11,856,634.81	10,019,168.98	9,181,379.67	7,645,857.66	7,396,585.22	6,788,604.54
June		20,190,779.78	18,530,454.23	23,610,769.72	27,806,922.21	11,927,636.15	12,450,284.14	13,563,948.59	14,202,648.08	13,175,542.95	11,508,032.29	9,433,093.74	8,832,285.06	7,186,622.71	7,107,557.40	6,426,986.33
July		19,259,464.27	17,462,407.18	21,673,344.14	26,973,808.70	11,234,719.43	11,662,419.87	13,105,834.49	13,620,954.46	12,336,729.42	11,412,064.22	9,030,022.51	8,376,255.12	6,807,050.38	6,620,898.14	6,217,837.20
August		18,177,957.02	16,349,354.15	19,928,413.83	25,790,313.41	10,192,089.49	11,033,351.48	12,483,092.82	12,578,256.55	11,932,892.72	10,883,175.64	8,667,571.59	7,898,769.17	6,509,004.74	5,964,701.17	5,922,921.90
September		17,394,230.12	15,336,745.28	18,465,597.00	25,364,538.77	9,249,883.17	10,060,273.87	11,399,750.14	12,236,834.57	11,640,132.20	10,474,427.70	8,299,421.01	6,600,165.99	5,885,940.47	5,731,396.90	5,664,746.62
<b>FY Monthly Average</b>	<b>16,272,543.01</b>	<b>19,237,984.07</b>	<b>18,849,829.32</b>	<b>24,863,165.46</b>	<b>17,113,816.48</b>	<b>11,607,473.47</b>	<b>12,464,271.98</b>	<b>13,602,720.44</b>	<b>13,466,899.42</b>	<b>12,515,569.42</b>	<b>10,752,737.86</b>	<b>8,867,915.28</b>	<b>7,945,432.68</b>	<b>6,869,820.48</b>	<b>6,799,277.23</b>	<b>6,184,321.62</b>
<b>Current Reported Month</b> <b>and</b> <b>Fiscal Year To Date</b>																
<b>Over / (Under)</b>																
Same Month Prior Year																
Prior Fiscal Year End																

COB Series 2013, Jail Construction  
Project, bond funding accounted for  
sudden increase in balance... LL

**GILLESPIE COUNTY, TEXAS**  
**STATEMENT OF**  
**Fund Cash/Investment Balances of County Funds**  
**Managed by County Treasurer**

	FY2001	FY2000	FY1999	FY1998	FY1997	FY1996	FY1995	FY1994	FY1993	FY1992	FY1991	F1990	FY1989	FY1988	FY1987	FY1986	FY1985	Monthly Average All Years	Reporting Period for Maintenance & Operating, COB/GOB Operating & Special Revenue, Special Revenue, Grants, Trust and Agency
	4,347,101.24	4,138,349.94	2,869,048.51	2,322,043.99	1,853,442.32	1,554,442.32	1,968,633.68	1,677,992.97	1,738,021.70	1,766,907.01	1,656,979.55	1,479,994.82	1,489,873.32	773,740.58	785,053.51	551,992.07	792,093.37	6,167,798.85	October
	4,073,098.62	3,944,234.24	2,806,697.13	2,287,658.80	1,738,403.49	1,588,939.20	2,054,228.71	1,872,272.98	1,664,926.42	1,867,311.17	1,738,597.34	1,603,024.84	1,422,802.33	793,137.76	666,242.80	494,761.58	623,030.66	5,790,230.30	November
	4,553,826.42	4,285,123.56	3,467,225.42	3,370,460.19	2,015,412.36	1,553,702.23	2,102,455.14	2,004,155.61	1,927,643.72	2,009,086.57	2,071,100.64	1,749,440.24	1,522,220.64	794,004.97	638,401.65	515,396.75	592,516.53	6,447,881.86	December
	5,917,064.54	5,211,901.34	4,747,606.42	3,294,281.32	2,843,260.54	2,472,762.49	2,546,555.58	2,422,956.29	2,234,617.11	2,447,087.69	2,241,349.45	2,187,618.39	1,886,694.05	1,176,726.03	895,393.31	987,264.23	911,641.21	7,838,962.07	January
	6,421,291.43	5,911,367.71	5,322,878.29	3,993,869.93	3,407,005.87	2,960,651.56	2,960,114.57	2,786,604.82	2,577,390.38	2,873,613.36	2,643,751.97	2,515,707.05	2,279,290.31	1,697,770.08	1,530,430.47	1,707,926.04	1,288,936.99	8,572,528.65	February
	6,255,513.63	5,804,576.79	5,276,473.40	3,867,713.74	3,383,796.71	2,916,434.18	2,701,020.25	2,817,055.25	2,446,335.40	2,811,958.62	2,589,532.80	2,424,536.02	2,300,423.71	1,879,466.93	1,572,385.72	1,654,964.77	1,261,996.19	8,360,980.23	March
	6,165,594.41	5,611,303.40	5,147,026.03	3,856,248.10	3,370,510.51	2,844,956.24	2,603,667.16	2,814,731.50	2,446,965.20	2,846,044.26	2,647,946.48	2,446,392.46	2,354,485.13	1,894,438.19	1,647,314.57	1,771,308.72	1,360,124.93	8,111,405.11	April
	5,872,305.69	5,597,496.54	5,145,729.29	3,729,564.69	3,275,787.89	2,651,158.09	2,420,785.62	2,795,038.54	2,614,500.86	2,664,830.17	2,595,986.23	2,402,307.66	2,282,817.61	1,897,795.66	1,472,593.18	1,691,409.95	1,210,356.42	7,851,452.17	May
	5,398,788.82	5,229,130.33	4,896,201.25	3,531,314.01	2,967,283.92	2,535,222.99	2,084,641.35	2,586,555.11	2,371,095.71	2,474,786.80	2,436,392.72	2,319,796.07	2,217,931.41	1,815,598.58	1,439,656.15	1,651,635.17	1,129,347.73	7,908,716.92	June
	4,751,943.98	5,019,100.05	4,695,468.93	3,445,413.11	2,962,321.73	2,375,375.37	2,030,459.33	2,324,665.35	2,086,490.66	2,166,748.69	2,373,369.73	2,247,675.53	2,067,556.08	1,770,363.23	1,314,952.63	1,548,746.47	998,709.28	7,498,855.30	July
	4,308,221.50	4,875,181.07	4,508,722.39	3,369,985.56	2,786,747.61	2,218,481.28	1,819,617.83	2,263,605.13	2,029,973.96	2,078,961.54	2,158,156.49	1,995,691.66	1,950,450.56	1,733,930.99	1,181,205.11	1,466,150.68	824,648.71	7,058,831.49	August
	4,084,176.41	4,575,232.89	4,394,094.37	3,208,449.92	2,590,681.06	2,098,133.77	1,584,937.70	2,069,733.13	1,872,419.95	1,917,213.24	2,014,947.50	1,766,243.49	1,643,269.78	1,541,576.26	770,951.77	839,823.87	671,522.07	6,607,452.84	September

5,179,159.70 5,016,916.49 4,439,764.29 3,273,083.61 2,767,887.83 2,314,188.31 2,239,759.74 2,369,613.97 2,167,531.76 2,327,045.76 2,264,009.24 2,094,893.19 1,951,484.58 1,479,879.11 1,159,548.41 1,240,115.03 972,077.01

(491,056.48) 181,138.52 1,185,644.45 617,768.86 492,547.29 513,196.07 (494,795.43) 197,313.18 (44,793.29) (97,734.26) 248,704.01 122,973.71 101,693.52 770,624.49 (68,872.10) 168,301.80

NOTE: Rollback election held  
April 05, 1996 ... rollback passed

GILLESPIE COUNTY, TEXAS  
COUNTY SALES TAX ALLOCATION SUMMARY

March 1988 through FY2017

Period Tax Allocation Received	Tax Collection Period Covered	FY1988	FY1989	FY1990	FY1991	FY1992	FY1993	FY1994	FY1995	FY1996	FY1997	FY1998	FY1999	FY2000	FY2001	FY2002	FY2003	FY2004	FY2005	
		October	August	22,614.86	26,581.55	33,537.36	36,992.75	41,801.10	49,891.91	82,743.15	58,486.86	52,039.59	54,937.66	50,951.69	65,241.66	66,865.34	75,743.16	81,976.96	77,478.63	82,681.54
November	September and 3rd Quarter	43,215.06	44,231.67	43,279.83	50,014.92	55,881.19	64,445.89	64,104.87	61,441.85	62,637.05	66,939.70	74,731.00	69,172.12	86,097.63	88,692.77	87,008.90	94,471.11	103,544.31		
December	October	24,372.61	27,072.59	27,183.79	32,965.97	49,151.47	46,769.97	46,349.36	49,676.22	60,611.06	60,993.07	70,326.26	85,955.47	70,180.00	82,667.48	77,782.13	84,302.14	87,745.88		
January	November	23,143.13	28,570.51	34,886.95	33,040.99	47,672.78	61,026.80	58,115.99	55,693.53	56,392.42	60,499.63	58,712.49	79,145.12	77,326.63	85,504.02	80,568.74	80,680.57	92,483.12		
February	December, 4th Quarter, Yearly	55,088.79	55,601.40	56,692.45	64,014.88	85,296.84	86,415.96	79,879.42	75,118.79	82,205.56	94,754.60	105,116.56	99,795.36	104,689.49	112,735.48	104,067.24	115,871.28	121,222.18		
March	January	10,048.12	19,376.35	22,842.31	27,766.80	30,546.86	42,841.80	37,823.28	44,989.12	55,964.23	49,941.44	54,150.75	58,367.91	72,738.72	61,652.97	77,471.73	65,204.25	71,784.27	85,739.86	
April	February	13,766.26	18,223.31	22,431.61	26,567.86	52,007.16	42,480.30	69,059.85	45,858.42	50,129.00	45,435.42	53,515.01	59,649.70	66,084.12	69,317.65	72,330.32	62,331.14	70,741.63	65,194.79	
May	March and 1st Quarter	37,630.57	41,151.11	44,480.87	46,655.96	31,203.05	66,318.77	57,489.64	64,876.89	62,424.84	71,468.21	69,091.17	91,409.71	96,441.51	93,043.82	94,505.94	93,443.25	102,949.16	112,599.80	
June	April	24,530.57	24,076.76	27,059.33	31,503.80	41,913.33	48,805.58	44,647.36	48,588.21	58,749.69	61,697.08	77,574.05	72,275.15	70,155.54	79,441.16	92,403.56	87,764.45	89,329.15	105,312.44	
July	May	20,139.41	24,953.23	27,959.52	34,719.01	43,922.13	49,464.53	48,368.42	50,605.85	54,962.82	57,092.55	64,608.17	59,958.51	76,576.31	87,695.36	89,767.62	86,277.93	82,641.66	94,818.82	
August	June and 2nd Quarter	46,170.12	46,397.69	50,886.17	50,868.66	58,425.43	73,116.78	67,507.13	66,689.81	59,548.35	72,612.17	84,456.60	98,754.28	91,921.77	118,409.57	90,669.86	95,008.16	113,562.54	120,028.46	
September	July	24,924.06	28,456.24	28,987.84	33,905.34	56,740.88	52,232.41	46,155.60	61,535.89	71,272.01	70,867.09	72,854.10	69,870.60	74,040.54	81,351.52	82,708.52	84,660.29	88,592.39	100,874.13	
Total Per Year		177,209.11	371,069.14	406,705.37	447,587.81	531,788.15	654,863.55	679,601.81	714,336.98	713,466.19	742,999.64	814,374.71	870,123.86	947,268.24	996,071.14	1,045,200.46	1,006,093.44	1,072,404.53	1,172,245.33	
Total All Years		177,209.11	548,278.25	954,983.62	1,402,571.43	1,934,359.58	2,589,223.13	3,268,824.94	3,983,161.92	4,696,628.11	5,439,627.75	6,254,002.46	7,124,126.32	8,071,394.56	9,067,465.70	10,112,666.16	11,118,759.60	12,191,164.13	13,363,409.46	
			\$ Inc / (Dec) Over Prior Year	193,860.03	35,636.23	40,882.44	84,200.34	123,075.40	24,738.26	34,735.17	(870.79)	29,533.45	71,375.07	55,749.15	77,144.38	48,802.90	49,129.32	(39,107.02)	66,311.09	99,840.80
			% Inc / -Dec Over Prior Year	109.40%	9.60%	10.05%	18.81%	23.14%	3.78%	5.11%	-0.12%	4.14%	9.61%	6.85%	8.87%	5.15%	4.93%	-3.74%	6.59%	9.31%
Calendar Year Allocations		CY1987	CY1988	CY1989	CY1990	CY1991	CY1992	CY1993	CY1994	CY1995	CY1996	CY1997	CY1998	CY1999	CY2000	CY2001	CY2002	CY2003	CY2004	
		0.00	267,411.64	378,752.42	412,820.54	463,560.47	558,648.27	669,137.56	711,691.42	690,744.53	719,148.96	750,582.57	827,513.03	894,484.16	950,041.96	1,020,031.58	1,044,865.04	1,015,577.33	1,090,124.38	
			\$ Inc / (Dec) Over Prior Year	267,411.64	111,340.78	34,068.12	50,739.93	95,087.80	110,489.29	42,553.86	(20,946.89)	28,404.43	31,433.61	76,930.46	66,971.13	55,557.80	69,989.62	24,833.46	(29,287.71)	74,547.05

GILLESPIE COUNTY, TEXAS  
COUNTY SALES TAX ALLOCATION SUMMARY

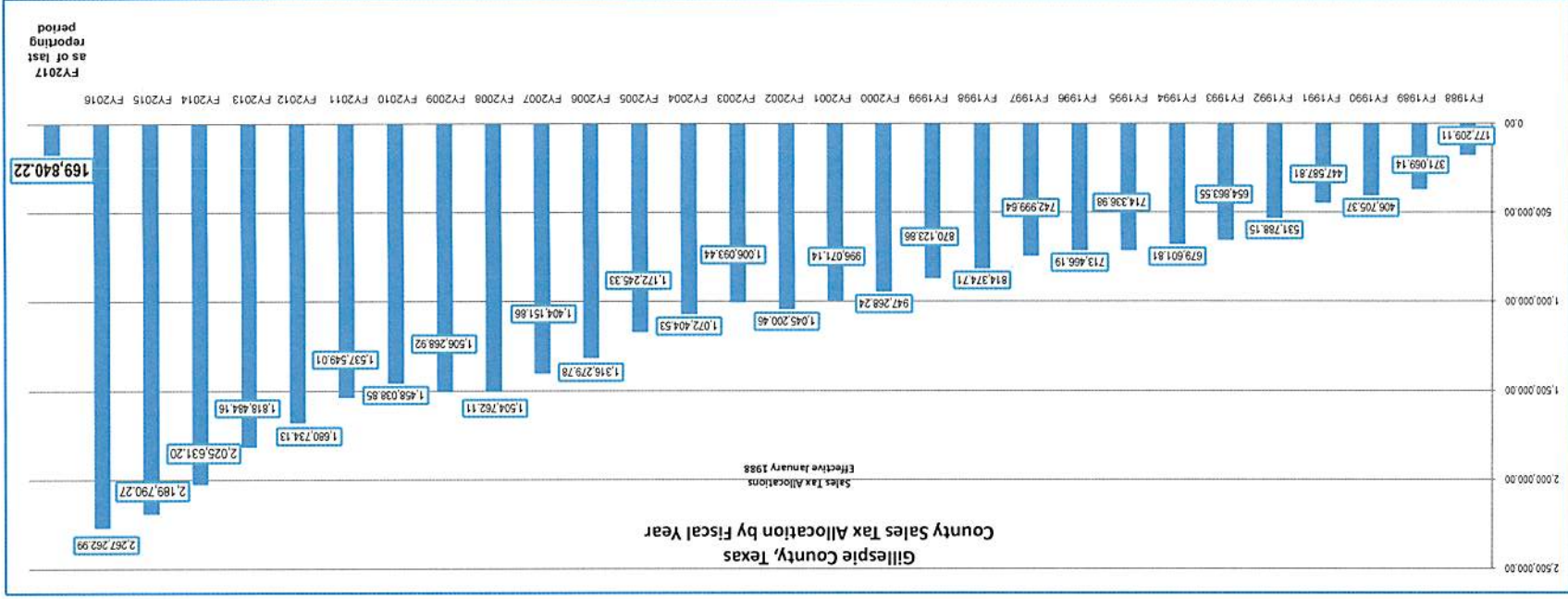
March 1988 through FY2017

FY2006	FY2007	FY2008	FY2009	FY2010	FY2011	FY2012	FY2013	FY2014	FY2015	FY2016	FY2017	Tax Collection Period Covered	Period Tax Allocation Received	Overall Average Per Month	FY2016 Over / (Under) Same Period FY2015
95,166.86	106,167.81	115,256.59	118,217.21	102,116.77	112,243.67	125,892.57	141,081.58	148,138.99	157,617.68	147,646.21	169,840.22	August September and 3rd Quarter	October	86,137.38	22,194.01
110,983.24	122,702.26	130,133.07	134,938.43	123,352.45	130,931.32	131,441.01	134,815.56	165,928.20	184,365.11	192,079.08		October	November	97,519.99	
100,977.05	106,040.22	118,562.93	120,353.68	121,763.89	122,844.30	127,081.99	144,965.63	158,611.46	185,647.66	184,958.53		November	December	88,427.24	
107,956.62	116,856.59	121,635.04	124,899.65	114,005.56	129,099.90	135,485.95	150,063.01	159,082.75	173,843.05	175,216.35		December	January	90,278.85	
137,746.11	151,528.51	159,719.04	156,720.77	152,630.86	164,529.87	171,080.19	193,126.02	202,308.32	223,742.03	254,424.26		January	February	123,764.29	
89,543.91	88,398.24	99,481.19	88,684.79	80,364.94	97,024.18	107,610.68	120,617.71	136,428.71	141,523.60	150,478.20		February	March	72,745.69	
87,212.16	92,672.45	104,111.05	99,616.55	93,204.34	92,537.54	118,975.35	134,236.14	148,665.97	161,767.10	161,767.10		March	April	75,287.85	
125,021.99	132,335.88	133,405.05	141,709.49	148,772.69	153,252.45	177,952.27	187,322.27	195,085.16	203,013.55	239,591.23		April	May	107,419.87	
109,484.20	113,117.58	133,410.60	129,041.03	127,995.46	128,743.30	144,969.57	152,170.48	189,564.70	184,387.61	187,272.96		May	June	92,647.74	
112,088.28	119,846.83	122,196.26	117,201.96	116,009.95	125,153.69	140,436.50	154,274.37	165,319.97	187,207.85	181,228.88		June	July	89,527.46	
130,749.36	138,119.40	142,780.87	136,001.87	141,999.04	153,274.75	160,937.54	148,661.30	187,789.04	216,770.81	212,661.23		July	August	109,468.58	
108,739.98	116,168.09	124,848.42	128,883.49	125,112.90	117,914.04	138,970.51	151,112.09	172,568.83	184,764.93	179,939.06		August	September	92,378.61	
1,316,279.78	1,404,151.86	1,504,702.11	1,506,268.92	1,458,038.85	1,537,549.01	1,680,764.13	1,819,484.16	2,025,831.20	2,189,790.27	2,267,262.99	169,840.22	Total Per Year		1,105,944.58	
14,679,689.24	16,083,841.10	17,588,003.21	19,094,872.13	20,552,910.98	22,090,459.69	23,771,224.12	25,589,708.28	27,615,339.48	29,805,129.75	32,072,392.74	32,242,232.96	Total All Years			
144,034.45	87,872.08	100,610.25	1,506.81	(48,230.07)	79,510.16	143,215.12	137,720.03	207,147.04	164,159.07	77,472.72	(2,097,422.77)		\$ Inc / (Dec) Over Prior Year	74,644.78	
12.20%	6.68%	7.17%	0.10%	-3.20%	5.45%	9.31%	8.19%	11.39%	8.10%	3.54%	-92.51%		% Inc / -Dec Over Prior Year		
CY2005	CY2006	CY2007	CY2008	CY2009	CY2010	CY2011	CY2012	CY2013	CY2014	CY2015	CY2016				
1,205,410.75	1,344,052.92	1,433,216.16	1,514,296.84	1,479,992.71	1,485,825.03	1,546,945.29	1,717,241.33	1,868,270.04	2,082,583.00	2,186,843.64	1,912,419.39				
115,286.37	138,642.17	89,163.24	81,080.66	(34,304.13)	5,832.32	61,120.26	170,296.04	151,028.71	214,312.96	104,260.64	(274,424.25)		\$ Inc / (Dec) Over Prior Calendar Year		

NOTATION: sales tax allocation was reduced by an audit collection of \$25,022.11, entered by a computer staff showing a 2012 transaction(s) outside the City of Fredericksburg that was incorrectly reported. This also had a large impact upon the State's sales tax revenue... without such adjustment, the County would have been to net the \$211,816.16... 2012 amount.

GILLESPIE COUNTY, TEXAS  
COUNTY SALES TAX ALLOCATION SUMMARY

March 1988 through FY2017





**GILLESPIE COUNTY, TEXAS  
REPAYMENT OF ERRONEOUS RECEIPT OF SALES AND USE TAX**

**January 1997 Through October 2016**

	Year 1	Year 2	Year 3	Year 4	Year 5	Year 6	Year 7	Year 8	Year 9	Year 10	Year 11	Year 12	Year 13	Year 14	Year 15	Year 16	Year 17	Year 18	Year 19	Year 20	
	1997	1998	1999	2000	2001	2002	2003	2004	2005	2006	2007	2008	2009	2010	2011	2012	2013	2014	2015	2016	
<b>Actual Balance At Year Start</b>	211,870.02	201,276.54	190,683.06	180,089.58	169,496.10	158,902.62	148,309.14	137,715.66	127,122.18	116,528.70	105,935.22	95,341.74	84,748.26	74,154.78	63,561.30	52,967.82	42,374.34	31,780.86	21,187.38	10,593.90	
January	2,648.37	2,648.37	2,648.37	2,648.37	2,648.37	2,648.37	2,648.37	2,648.37	2,648.37	2,648.37	2,648.37	2,648.37	2,648.37	2,648.37	2,648.37	2,648.37	2,648.37	2,648.37	2,648.37	2,648.37	2,648.37
April	2,648.37	2,648.37	2,648.37	2,648.37	2,648.37	2,648.37	2,648.37	2,648.37	2,648.37	2,648.37	2,648.37	2,648.37	2,648.37	2,648.37	2,648.37	2,648.37	2,648.37	2,648.37	2,648.37	2,648.37	2,648.37
July	2,648.37	2,648.37	2,648.37	2,648.37	2,648.37	2,648.37	2,648.37	2,648.37	2,648.37	2,648.37	2,648.37	2,648.37	2,648.37	2,648.37	2,648.37	2,648.37	2,648.37	2,648.37	2,648.37	2,648.37	2,648.37
October	2,648.37	2,648.37	2,648.37	2,648.37	2,648.37	2,648.37	2,648.37	2,648.37	2,648.37	2,648.37	2,648.37	2,648.37	2,648.37	2,648.37	2,648.37	2,648.37	2,648.37	2,648.37	2,648.37	2,648.37	2,648.79
<b>Total Remitted To Date</b>	10,593.48	21,186.96	31,780.44	42,373.92	52,967.40	63,560.88	74,154.36	84,747.84	95,341.32	105,934.80	116,528.28	127,121.76	137,715.24	148,308.72	158,902.20	169,495.68	180,089.16	190,682.64	201,276.12	211,870.02	
<b>Actual Balance To Date</b>	201,276.54	190,683.06	180,089.58	169,496.10	158,902.62	148,309.14	137,715.66	127,122.18	116,528.70	105,935.22	95,341.74	84,748.26	74,154.78	63,561.30	52,967.82	42,374.34	31,780.86	21,187.38	10,593.90	(0.00)	
<b>Projected Balance At Year End</b>	201,276.54	190,683.06	180,089.58	169,496.10	158,902.62	148,309.14	137,715.66	127,122.18	116,528.70	105,935.22	95,341.74	84,748.26	74,154.78	63,561.30	52,967.82	42,374.34	31,780.86	21,187.38	10,593.90	0.00	

Gillespie County proposal of repayment (as outlined in letter of October 18, 1996) as accepted by State Comptroller ...  
Gillespie County will make 80 quarterly payments (due first of each month: January, April, July, and October)  
for 20 years beginning January 01, 1997:

79 quarterly payments of \$2,648.37 each beginning on January 01, 1997 through July 01, 2016 and  
a final payment of \$2,648.79 on October 01, 2016 for a total of \$211,870.02.

**Gillespie County, Texas**  
**Hotel Occupancy Tax ... Quarterly Recaps**  
**As of Period Ending October 31, 2016**

	Collection/Remittance Period	Collections		Disbursements		Cash Balance
		HOT & P&I Interest Earnings	Convention & Visitors Bureau	Organizations etc		
FY2017	3rd Quarter 2017					
	2nd Quarter 2017					
	1st Quarter 2017					
	4th Quarter 2016		73,473.50	166,071.00		515,815.46
	3rd Quarter 2016		142,319.44			608,412.96
	Sub-Total	49,721.94	215,792.94	166,071.00	0.00	
FY2016	2nd Quarter 2016		124,466.03	270,829.00		466,093.52
	1st Quarter 2016		128,625.32			612,456.49
	4th Quarter 2015		96,483.07	150,829.00		483,831.17
	3rd Quarter 2015		115,558.26		(881.94)	538,177.10
	Sub-Total	44,356.62	465,132.68	421,658.00	(881.94)	
FY2015	2nd Quarter 2015		120,944.22	127,742.50	118,000.00	421,736.90
	1st Quarter 2015		122,937.00			546,535.18
	4th Quarter 2014		104,239.90	127,742.50		423,598.18
	3rd Quarter 2014		120,711.31			447,100.78
	Sub-Total	95,347.43	468,832.43	255,485.00	118,000.00	
FY2014	2nd Quarter 2014		95,362.58	111,163.00	120,000.00	326,389.47
	1st Quarter 2014		92,050.01			462,189.89
	4th Quarter 2013		90,687.97	111,163.00		370,139.88
	3rd Quarter 2013		82,776.94			390,614.91
	Sub-Total	18,551.50	360,877.50	222,326.00	120,000.00	
FY2013	2nd Quarter 2013		82,927.36	96,357.50	80,000.00	307,837.97
	1st Quarter 2013		102,188.41			401,268.11
	4th Quarter 2012		56,763.25	96,357.50		299,079.70
	3rd Quarter 2012		69,377.43			338,673.95
	Sub-Total	38,541.45	311,256.45	192,715.00	80,000.00	
FY2012	2nd Quarter 2012		76,505.61	84,193.50	11,000.00	269,296.52
	1st Quarter 2012		67,043.98		69,000.00	287,984.41
	4th Quarter 2011		63,485.70	84,193.50		289,940.43
	3rd Quarter 2011		62,766.18			310,648.23
	Sub-Total	21,414.47	269,801.47	168,387.00	80,000.00	
FY2011	2nd Quarter 2011		60,050.07	80,530.57		247,882.05
	1st Quarter 2011		61,473.10		80,000.00	268,362.55
	4th Quarter 2010		47,182.38	80,530.57		286,889.45
	3rd Quarter 2010		67,036.85			320,237.64
	Sub-Total	(5,318.74)	235,742.40	161,061.14	80,000.00	
FY2010	2nd Quarter 2010		47,363.32	82,089.00	61,500.00	253,200.79
	1st Quarter 2010		67,910.43			349,426.47
	4th Quarter 2009		46,539.68	82,089.00		281,516.04
	3rd Quarter 2009		63,672.15			317,065.36
	Sub-Total	(192.42)	225,485.58	164,178.00	61,500.00	
FY2009	2nd Quarter 2009		55,182.22			253,393.21
	1st Quarter 2009		68,196.40	80,854.20		198,210.99
	4th Quarter 2008		43,834.09	80,854.20		210,868.79
	3rd Quarter 2008		75,474.18		15,000.00	247,888.90
	Sub-Total	65,978.49	242,686.89	161,708.40	15,000.00	
FY2008	2nd Quarter 2008		52,205.02	100,000.00		187,414.72
	1st Quarter 2008		62,603.17			235,209.70
	4th Quarter 2007		53,485.43			172,606.53
	3rd Quarter 2007		61,352.43			119,121.10
	Sub-Total	129,646.05	229,646.05	100,000.00	0.00	
FY2007	2nd Quarter 2007		57,271.57			57,768.67
	1st Quarter 2007		497.10	0.00	0.00	497.10
	Sub-Total	57,768.67	57,768.67	0.00	0.00	
	Sub-Total			2,013,589.54	553,618.06	
<b>Totals All Years</b>		<b>Revenues</b>	<b>3,083,023.06</b>		<b>Net Cash Effect</b>	<b>515,815.46</b>
		<b>Expenditures</b>	<b>2,567,207.60</b>			

### GILLESPIE COUNTY, TEXAS

GOB Series 2010 Refunding Bonds ... December.2010  
Post COB Series 2001 ... September.2001

Bond Redemptions & Interest Payment Schedule  
February.2011 through February.2021

		Year 1	Year 2	Year 3	Year 4	Year 5	Year 6	Year 7	Year 8	Year 9	Year 10	Year 11		
		2011	2012	2013	2014	2015	2016	2017	2018	2019	2020	2021		
Actual Balance	At Year Start	1,839,134.46	1,779,647.50	1,603,672.50	1,429,447.50	1,247,370.00	1,067,992.50	891,727.50					Actual Balance	At Year Start
February	bonds	35,000.00	140,000.00	140,000.00	150,000.00	150,000.00	150,000.00					bonds	February	
	interest	6,079.46	18,407.50	17,567.50	16,657.50	15,420.00	13,957.50					interest		
August	bonds	0.00	0.00	0.00	0.00	0.00	0.00					bonds	August	
	interest	18,407.50	17,567.50	16,657.50	15,420.00	13,957.50	12,307.50					interest		
Total Remitted	To Date	59,486.96	235,461.96	409,686.96	591,764.46	771,141.96	947,406.96	947,406.96	947,406.96	947,406.96	947,406.96	947,406.96	Total Remitted	To Date
Actual Balance	To Date	1,779,647.50	1,603,672.50	1,429,447.50	1,247,370.00	1,067,992.50	891,727.50	891,727.50					Actual Balance	To Date
Projected Pymnt	Per Year	59,486.96	175,975.00	174,225.00	182,077.50	179,377.50	176,265.00	177,677.50	178,540.00	178,865.00	178,670.00	177,975.00	Projected Pymnt	Per Year
Projected Balance	At Year End	1,779,647.50	1,603,672.50	1,429,447.50	1,247,370.00	1,067,992.50	891,727.50	714,050.00	535,510.00	356,645.00	177,975.00	0.00	Projected Balance	At Year End

<b>\$1,988,356.26</b>	COB Series 2001 Debt Service on Refunded Bonds	<b>\$1,590,000.00</b>	Principal	<b>\$1,590,000.00</b>	Series 2010 Sources of Funds..Proceeds of Bonds
<b>\$1,839,134.46</b>	GOB Series 2010 Refunded Bonds	<b>\$249,134.46</b>	interest	<b>\$38,746.50</b>	Cost of Issuance
<b>\$149,221.80</b>	Net savings	<b>\$1,839,134.46</b>	GOB Series 2010, Refunding Bonds	<b>\$1,551,253.50</b>	Deposit to Escrow

Original Certificates of Obligation Bonds Series 2001 payments started February 2002  
Series 2010 Refunding ... Interest and Bond Redemptions due February of each year starting February of 2011  
Series 2010 Refunding ... Interest only due August of each year starting August of 2011

**GILLESPIE COUNTY, TEXAS**

**GOB Series 2013 ... Jail Project**

**Bond Redemptions Interest Payment Schedule  
February.2014 through February.2033**

Schedule Bond Redemption & Interest Payment		Initial Receipt of Bonds June.2013	Year 1 2014	Year 2 2015	Year 3 2016	Year 4 2017	Year 5 2018	Year 6 2019	Year 7 2020	Year 8 2021	Year 9 2022	Year 10 2023
<b>Projected Balances At Year Start</b>		<b>20,429,713.00</b>	<b>20,429,713.00</b>	<b>19,408,475.00</b>	<b>18,387,525.00</b>	<b>17,367,275.00</b>	<b>16,347,925.00</b>	<b>15,324,725.00</b>	<b>14,300,875.00</b>	<b>13,279,650.00</b>	<b>12,256,300.00</b>	<b>11,234,800.00</b>
February	bonds	0.00	395,000.00	530,000.00	540,000.00	550,000.00	585,000.00	580,000.00	595,000.00	620,000.00	645,000.00	670,000.00
	interest	0.00	378,113.00	248,125.00	242,825.00	237,425.00	231,925.00	226,275.00	217,575.00	208,650.00	194,700.00	181,800.00
August	bonds	0.00	0.00	0.00	0.00	0.00	0.00	0.00	0.00	0.00	0.00	0.00
	interest	0.00	248,125.00	242,825.00	237,425.00	231,925.00	226,275.00	217,575.00	208,650.00	194,700.00	181,800.00	168,400.00
<b>Projected Total Remittance</b>		<b>0.00</b>	<b>1,021,238.00</b>	<b>2,042,188.00</b>	<b>3,082,438.00</b>	<b>4,081,788.00</b>	<b>5,104,988.00</b>	<b>6,128,838.00</b>	<b>7,150,083.00</b>	<b>8,173,413.00</b>	<b>9,194,913.00</b>	<b>10,215,113.00</b>
<b>Project Balances At Year End</b>		<b>20,429,713.00</b>	<b>19,408,475.00</b>	<b>18,387,525.00</b>	<b>17,367,275.00</b>	<b>16,347,925.00</b>	<b>15,324,725.00</b>	<b>14,300,875.00</b>	<b>13,279,650.00</b>	<b>12,256,300.00</b>	<b>11,234,800.00</b>	<b>10,214,800.00</b>
Bonds Issued June.2014												
Principal and Interest payments due February of each year starting February of 2014												
Interest only payments due August of each year starting August of 2014												

Outstanding Tax Secured Debt		Initial Receipt of Bonds June.2013	Year 1 2014	Year 2 2015	Year 3 2016	Year 4 2017	Year 5 2018	Year 6 2019	Year 7 2020	Year 8 2021	Year 9 2022	Year 10 2023
<b>Balances At Year Start</b>		<b>20,429,713.00</b>	<b>20,429,713.00</b>	<b>19,408,475.50</b>	<b>18,387,525.50</b>	<b>17,367,275.50</b>						
February	bonds	0.00	395,000.00	530,000.00	540,000.00							
	interest	0.00	378,112.50	248,125.00	242,825.00							
August	bonds	0.00	0.00	0.00	0.00							
	interest	0.00	248,125.00	242,825.00	237,425.00							
<b>Total Annual Remittances</b>		<b>0.00</b>	<b>1,021,237.50</b>	<b>1,020,950.00</b>	<b>1,020,250.00</b>	<b>0.00</b>						
<b>Total Remittances To Date</b>		<b>0.00</b>	<b>1,021,237.50</b>	<b>2,042,187.50</b>	<b>3,082,437.50</b>	<b>3,082,437.50</b>						

GILLESPIE COUNTY, TEXAS

GOB Series 2013 ... Jail Project

Bond Redemptions Interest Payment Schedule  
February, 2014 through February, 2033

Schedule Bond Redemption & Interest Payment	Year 11 2024	Year 12 2025	Year 13 2026	Year 14 2027	Year 15 2028	Year 16 2029	Year 17 2030	Year 18 2031	Year 19 2032	Year 20 2033
Projected Balances At Year Start	10,214,600.00	9,191,800.00	8,172,500.00	7,152,800.00	6,129,000.00	5,107,400.00	4,084,300.00	3,061,100.00	2,039,200.00	1,020,000.00
February bonds interest	700,000.00 168,400.00	725,000.00 154,400.00	755,000.00 139,900.00	790,000.00 124,800.00	820,000.00 109,000.00	855,000.00 92,600.00	890,000.00 75,500.00	925,000.00 57,700.00	960,000.00 39,200.00	1,000,000.00 20,000.00
August bonds interest	0.00 154,400.00	0.00 139,900.00	0.00 124,800.00	0.00 109,000.00	0.00 92,600.00	0.00 75,500.00	0.00 57,700.00	0.00 39,200.00	0.00 20,000.00	0.00 0.00
Projected Total Remittance	11,237,913.00	12,257,213.00	13,276,913.00	14,300,713.00	15,322,313.00	16,345,413.00	17,368,613.00	18,390,513.00	19,409,713.00	20,429,713.00
Project Balances At Year End	9,191,800.00	8,172,500.00	7,152,800.00	6,129,000.00	5,107,400.00	4,084,300.00	3,061,100.00	2,039,200.00	1,020,000.00	0.00

Bonds issued June 2014

Principal and Interest payments due February of each year starting February of 2014

Interest only payments due August of each year starting August of 2014

Outstanding Tax Secured Debt	Year 11 2024	Year 12 2025	Year 13 2026	Year 14 2027	Year 15 2028	Year 16 2029	Year 17 2030	Year 18 2031	Year 19 2032	Year 20 2033
Balances At Year Start										
February bonds interest										
August bonds interest										
Total Annual Remittances										
Total Remittances To Date										

**GILLESPIE COUNTY, TEXAS**  
Capital Assets Lease/Purchase ... Contract 6451, September.2013  
Road & Bridge Departments

**PROJECTED Payments**

PROJECTED Payments	FY2016			FY2017			FY2018			FY2019		
	Total Payment	Principal	Interest	Total Payment	Principal	Interest	Total Payment	Principal	Interest	Total Payment	Principal	Interest
<b>Balance At Year Start</b>	198,399.52			135,747.04			73,094.56			10,442.08		
October payment	5,221.04			5,221.04			5,221.04			5,221.04		
principal/interest		4,622.79	598.25		4,803.90	417.14		4,992.12	28.92		5,187.70	33.34
November payment	5,221.04			5,221.04			5,221.04			5,221.04		
principal/interest		4,637.62	583.42		4,819.31	401.73		5,008.13	212.91		5,204.37	16.67
December payment	5,221.04			5,221.04			5,221.04					
principal/interest		4,652.49	568.55		4,834.77	386.27		5,024.20	196.84			
January payment	5,221.04			5,221.04			5,221.04					
principal/interest		4,667.42	553.62		4,850.28	370.76		5,040.31	180.73			
February payment	5,221.04			5,221.04			5,221.04					
principal/interest		4,682.39	538.65		4,865.84	355.20		5,056.48	164.56			
March payment	5,221.04			5,221.04			5,221.04					
principal/interest		4,697.41	523.63		4,881.45	339.59		5,072.70	148.34			
April payment	5,221.04			5,221.04			5,221.04					
principal/interest		4,712.48	508.56		4,897.11	323.93		5,088.97	132.07			
May payment	5,221.04			5,221.04			5,221.04					
principal/interest		4,727.59	493.45		4,912.82	308.22		5,105.30	115.74			
June payment	5,221.04			5,221.04			5,221.04					
principal/interest		4,742.76	478.28		4,928.57	292.47		5,121.67	99.37			
July payment	5,221.04			5,221.04			5,221.04					
principal/interest		4,757.97	463.07		4,944.38	276.66		5,138.10	82.94			
August payment	5,221.04			5,221.04			5,221.04					
principal/interest		4,773.23	447.81		4,960.24	260.80		5,154.58	66.46			
September payment	5,221.04			5,221.04			5,221.04					
principal/interest		4,788.54	432.50		4,976.16	244.88		5,171.12	49.92			
<b>Total Proposed Payments Per Year</b>												
Total Payments	62,652.48			62,652.48			62,652.48			10,442.08		
Principal		56,462.69			58,674.83			60,973.68			10,392.07	
Interest			6,189.79			3,977.65			1,478.80			50.01
<b>Projected Balance Year End</b>												
		135,747.04			73,094.56			10,442.08			0.00	

**GILLESPIE COUNTY, TEXAS**  
Capital Assets Lease/Purchase ... Contract 6451, September.2013  
Road & Bridge Departments

**ACTUAL Payments**

ACTUAL Payments	FY2016			FY2017			FY2018			FY2019		
	Total Payment	Principal	Interest	Total Payment	Principal	Interest	Total Payment	Principal	Interest	Total Payment	Principal	Interest
<b>Balance At Year Start</b>	193,188.48			135,758.04								
October payment	5,221.04			5,221.04								
principal/interest		4,637.62	583.42		4,803.90	417.14						
November payment	5,220.04											
principal/interest		4,652.49	567.55									
December payment	5,221.04											
principal/interest		4,667.42	553.62									
January payment	5,221.04											
principal/interest		4,682.39	538.65									
February payment	5,221.04											
principal/interest		4,697.41	523.63									
March payment	5,221.04											
principal/interest		4,712.48	508.56									
April payment	5,221.04											
principal/interest		4,727.59	493.45									
May payment	5,221.04											
principal/interest		4,742.76	478.28									
June payment	5,221.04											
principal/interest		4,757.97	463.07									
July payment	5,221.04											
principal/interest		4,773.23	447.81									
August payment	5,221.04											
principal/interest		4,788.54	432.50									
September payment	0.00											
principal/interest		0.00	0.00									
<b>Total Payments as of Current Date</b>												
Total Payments	57,430.44			5,221.04								
Principal		51,839.90		4,803.90								
Interest			5,590.54			417.14						
<b>Balance as of Current Period</b>												
		135,758.04			130,537.00							

**GILLESPIE COUNTY, TEXAS**  
 Public Property Finance ... Contract 6774, October 24, 2014  
 Sheriff Office ... Law Enforcement Radio System Upgrade

**PROJECTED Payments**

PROJECTED Payments	FY2016			FY2017			FY2018			FY2019		
	Total Payment	Principal	Interest	Total Payment	Principal	Interest	Total Payment	Principal	Interest	Total Payment	Principal	Interest
<b>Balance Year Start</b>	622,829.27			554,260.91			485,692.55			417,124.19		
October	payment	5,714.03		5,714.03			5,714.03			5,714.03		
	principal/interest		4,141.76	1,572.27	4,291.13	1,422.90		4,445.88	1,268.15		4,606.21	1,107.82
November	payment	5,714.03		5,714.03			5,714.03			5,714.03		
	principal/interest		4,154.01	1,560.02	4,303.81	1,410.22		4,459.02	1,255.01		4,619.83	1,094.20
December	payment	5,714.03		5,714.03			5,714.03			5,714.03		
	principal/interest		4,166.29	1,547.74	4,316.54	1,397.49		4,472.21	1,241.82		4,633.49	1,080.54
January	payment	5,714.03		5,714.03			5,714.03			5,714.03		
	principal/interest		4,178.61	1,535.42	4,329.30	1,384.73		4,485.43	1,228.60		4,647.19	1,066.84
February	payment	5,714.03		5,714.03			5,714.03			5,714.03		
	principal/interest		4,190.96	1,523.07	4,342.10	1,371.93		4,498.69	1,215.34		4,660.93	1,053.10
March	payment	5,714.03		5,714.03			5,714.03			5,714.03		
	principal/interest		4,203.35	1,510.68	4,354.94	1,359.09		4,511.99	1,202.04		4,674.71	1,039.32
April	payment	5,714.03		5,714.03			5,714.03			5,714.03		
	principal/interest		4,215.78	1,498.25	4,367.82	1,346.21		4,525.33	1,188.70		4,688.53	1,025.50
May	payment	5,714.03		5,714.03			5,714.03			5,714.03		
	principal/interest		4,228.25	1,485.78	4,380.73	1,333.30		4,538.71	1,175.32		4,702.39	1,011.64
June	payment	5,714.03		5,714.03			5,714.03			5,714.03		
	principal/interest		4,240.75	1,473.28	4,393.68	1,320.35		4,552.13	1,161.90		4,716.30	997.73
July	payment	5,714.03		5,714.03			5,714.03			5,714.03		
	principal/interest		4,253.29	1,460.74	4,406.67	1,307.36		4,565.59	1,148.44		4,730.24	983.79
August	payment	5,714.03		5,714.03			5,714.03			5,714.03		
	principal/interest		4,265.86	1,448.17	4,419.70	1,294.33		4,579.09	1,134.94		4,744.23	969.80
September	payment	5,714.03		5,714.03			5,714.03			5,714.03		
	principal/interest		4,278.48	1,435.55	4,432.77	1,281.26		4,592.63	1,121.40		4,758.25	955.78
<b>Total Proposed Payments Per Year</b>												
	Total Payments	68,568.36		68,568.36			68,568.36			68,568.36		
	Principal		50,517.39		52,339.19		54,226.70			56,182.30		
	Interest			18,050.97		16,229.17		14,341.66			12,386.06	
<b>Projected Balance Year End</b>												
		554,260.91			485,692.55			417,124.19			348,555.83	

**GILLESPIE COUNTY, TEXAS**  
**Public Property Finance ... Contract 6774, October 24, 2014**  
**Sheriff Office ... Law Enforcement Radio System Upgrade**

**PROJECTED Payments**

	FY2020			FY2021			FY2022			FY2023			FY2024			FY2025		
Total Payment	Principal	Interest	Total Payment	Principal	Interest	Total Payment	Principal	Interest	Total Payment	Principal	Interest	Total Payment	Principal	Interest	Total Payment	Principal	Interest	
348,555.83			279,987.47			211,419.11			142,850.75			74,282.39			5,714.03			
5,714.03			5,714.03			5,714.03			5,714.03			5,714.03			5,714.03			
	4,772.32	941.71	4,944.43	4,944.43	769.60	5,122.74	5,122.74	591.29	5,307.48	406.55	5,498.88	5,498.88	215.15	5,696.97	17.06			
5,714.03			5,714.03			5,714.03			5,714.03			5,714.03						
	4,786.43	927.60	4,959.04	4,959.04	754.99	5,137.88	5,137.88	576.15	5,323.17	390.86	5,515.14	5,515.14	188.89					
5,714.03			5,714.03			5,714.03			5,714.03			5,714.03						
	4,800.58	913.45	4,973.71	4,973.71	740.32	5,153.07	5,153.07	560.96	5,338.91	375.12	5,531.45	5,531.45	182.58					
5,714.03			5,714.03			5,714.03			5,714.03			5,714.03						
	4,814.78	899.25	4,988.41	4,988.41	725.62	5,168.31	5,168.31	545.72	5,354.69	359.34	5,547.80	5,547.80	166.23					
5,714.03			5,714.03			5,714.03			5,714.03			5,714.03						
	4,829.01	885.02	5,003.16	5,003.16	710.87	5,183.59	5,183.59	530.44	5,370.53	343.50	5,564.20	5,564.20	149.83					
5,714.03			5,714.03			5,714.03			5,714.03			5,714.03						
	4,843.29	870.74	5,017.95	5,017.95	696.08	5,198.92	5,198.92	515.11	5,386.41	327.62	5,580.65	5,580.65	133.38					
5,714.03			5,714.03			5,714.03			5,714.03			5,714.03						
	4,857.61	856.42	5,032.79	5,032.79	681.24	5,214.29	5,214.29	499.74	5,402.33	311.70	5,597.15	5,597.15	116.88					
5,714.03			5,714.03			5,714.03			5,714.03			5,714.03						
	4,871.97	842.06	5,047.67	5,047.67	666.36	5,229.71	5,229.71	484.32	5,418.30	295.73	5,613.70	5,613.70	100.33					
5,714.03			5,714.03			5,714.03			5,714.03			5,714.03						
	4,886.38	827.65	5,062.60	5,062.60	651.43	5,245.17	5,245.17	468.86	5,434.32	278.71	5,630.30	5,630.30	83.73					
5,714.03			5,714.03			5,714.03			5,714.03			5,714.03						
	4,900.83	813.20	5,077.56	5,077.56	636.47	5,260.68	5,260.68	453.35	5,450.39	263.64	5,646.95	5,646.95	67.08					
5,714.03			5,714.03			5,714.03			5,714.03			5,714.03						
	4,915.32	798.71	5,092.58	5,092.58	621.45	5,276.23	5,276.23	437.80	5,466.51	247.52	5,663.65	5,663.65	50.38					
5,714.03			5,714.03			5,714.03			5,714.03			5,714.03						
	4,929.85	784.18	5,107.63	5,107.63	606.40	5,291.83	5,291.83	422.20	5,482.67	231.36	5,680.39	5,680.39	33.64					
68,568.36			68,568.36			68,568.36			68,568.36			68,568.36						
	58,208.37	10,359.99	60,307.53	60,307.53	8,260.83	62,482.42	62,482.42	6,085.94	64,735.71	3,632.65	67,070.26	67,070.26	1,498.10	5,696.97	17.06			
279,987.47			211,419.11			142,850.75			74,282.39			5,714.03						



**GILLESPIE COUNTY, TEXAS**  
**Public Property Finance ... Contract 6774, October 24, 2014**  
**Sheriff Office ... Law Enforcement Radio System Upgrade**

**ACTUAL Payments**

ACTUAL Payments	FY2016			FY2017			FY2018			FY2019			Total Payment
	Total Payment	Principal	Interest	Total Payment	Principal	Interest	Total Payment	Principal	Interest	Total Payment	Principal	Interest	
Balance Year Start	623,572.07			555,003.71									
October	payment	5,714.03											
	principal/interest		4,141.76	1,572.27									
November	payment	5,714.03											
	principal/interest		4,154.01	1,560.02									
December	payment	5,714.03											
	principal/interest		4,166.29	1,547.74									
January	payment	5,714.03											
	principal/interest		4,178.61	1,535.42									
February	payment	5,714.03											
	principal/interest		4,190.96	1,523.07									
March	payment	5,714.03											
	principal/interest		4,203.35	1,510.68									
April	payment	5,714.03											
	principal/interest		4,215.78	1,498.25									
May	payment	5,714.03											
	principal/interest		4,228.25	1,485.78									
June	payment	5,714.03											
	principal/interest		4,240.75	1,473.28									
July	payment	5,714.03											
	principal/interest		4,253.29	1,460.74									
August	payment	5,714.03											
	principal/interest		4,265.86	1,448.17									
September	payment	5,714.03											
	principal/interest		4,278.48	1,435.55									
<b>Total Payments</b>													
<b>Current Period</b>													
	Total Payments	68,568.36											
	Principal		50,517.39										
	Interest			18,050.97									
<b>Balance Current Period</b>													
		555,003.71											

County of Gillespie  
 District Clerk Bond / Trust Recap  
 October 2016 - September 2017  
 Funds Managed by County Treasurer

Cause No	Cause Description	Initial Investment Face Value	Prior Interest		Current Year Interest												Released Investments	Current Balances	Current Interest	Total Interest	
			Adjusted Interest	TestPool Interest	Oct-2016	Nov-2016	Dec-2016	Jan-2017	Feb-2017	Mar-2017	Apr-2017	May-2017	Jun-2017	Jul-2017	Aug-2017	Sep-2017					
2705	Sonstegard / Curtis	1,000.00	792.80	31.52	closed 05/2004	transferred to District Clerk Acct 117												1,824.32	0.00	0.00	824.32
4073	Slate v Montagnino	10,000.00	43.82	171.08	closed 04/2004													10,214.90	0.00	0.00	214.90
4232	Slate v Chow	10,000.00		31.34	closed 05/2004	transferred to District Clerk Acct 117												10,031.34	0.00	0.00	31.34
4233	Slate v Loui	10,000.00		25.50	closed 04/2004													10,025.50	0.00	0.00	25.50
4261	Slate v Duecker	20,000.00		33.03	closed 05/2004	transferred to District Clerk Acct 117												20,033.03	0.00	0.00	33.03
4262	Slate v Duecker	20,000.00		33.03	closed 05/2004	transferred to District Clerk Acct 117												20,033.03	0.00	0.00	33.03
6978	Wheatcraft v Meier	500.00	206.07	161.61	0.29													897.97	0.29	0.29	397.97
7227	Munsell Meier v Robinson	1,000.00	390.71	254.33	closed 03/11/2008													1,645.04	0.00	0.00	645.04
8623	Pauls v Bird	500.00	77.66	126.86	0.23													704.75	0.23	0.23	204.75
8764	Pruitt v Danes	1,000.00	128.41	16.95	closed 02/2004													1,145.36	0.00	0.00	145.36
8766	Damron (Investment)	500.00		24.86	closed 10/2005													524.86	0.00	0.00	24.86
9411	Tin Star Ranch	500.00	5.37	32.86	closed 02/03/2006													538.33	0.00	0.00	38.33
9461	Hearne & Phillips	100.00	1.07	22.18	0.04													123.29	0.04	0.04	23.29
9666	Haggard v Schroeder	500.00	1.19	110.00	0.20													611.39	0.20	0.20	111.39
9752	Slaats v Tonn	1,000.00		17.85	closed 12/2003													1,017.85	0.00	0.00	17.85
10010	Silver Deer v Senkbeil	100.00		20.95	0.04													120.99	0.04	0.04	20.99
10154	Anken v Woods & Schmidt	1,000.00		55.01	closed 03/06/2006													1,055.01	0.00	0.00	55.01
10370	Sledge v Jones	1,000.00		194.25	0.40													1,194.65	0.40	0.40	194.65
10373	Whitehead v Hantel	100.00		19.47	0.04													119.51	0.04	0.04	19.51
10412	Ballard v Keidel	1,000.00		4.31	closed 12/2004													1,004.31	0.00	0.00	4.31
10522	Parker/Roscoe L	23,600.00		2,639.22	closed 07/12/2007													26,439.22	0.00	0.00	2,639.22
10779	Harris v Fourton (dba Silver Deer)	1,000.00		155.43	0.39													1,155.82	0.39	0.39	155.82
10930	Fonder v Salinas	200.00		28.19	0.07													228.26	0.07	0.07	28.26
10970	City of Fbg v Penick	274,045.00		118.40	closed 09/21/2006													274,163.40	0.00	0.00	118.40
11042	A J Waight v LCRA	250.00		1.06	closed 07/20/2006													251.06	0.00	0.00	1.06
11228	Jenschke v Friedrich	1,000.00		15.72	closed 06/01/2007													1,015.72	0.00	0.00	15.72
11259	Quest Oil v Wallen and B&B Oil	1,000.00		74.17	closed 03/24/2011													1,074.17	0.00	0.00	74.17
11336	Comerstone v Parker	1,000.00		55.93	0.34													1,056.27	0.34	0.34	56.27
11399	Irwin vs Irwin	303,022.74		3,310.61	closed 06/07/2011													306,333.35	0.00	0.00	3,310.61
11703	Herb Venture v Varney	250.00		4.85	0.08													254.83	0.08	0.08	4.93
11812	Dolezal vs Dolezal	1,000.00		7.95	closed 10/2012													1,007.95	0.00	0.00	7.95

County of Gillespie  
 District Clerk Bond / Trust Recap  
 October 2016 - September 2017  
 Funds Managed by County Treasurer

Cause Description	Cause No	Initial Investment	Prior Interest			Current Year Interest											Cause Description	Released Investments	Current Balances	Current Interest	Total Interest	
		Face	Adjusted	TexPool	TexPool Account																	
		Value	Interest	Interest	Oct.2016	Nov.2016	Dec.2016	Jan.2017	Feb.2017	Mar.2017	Apr.2017	May.2017	Jun.2017	Jul.2017	Aug.2017	Sep.2017						
Bredemus and J&B Cheese v Just	11877	1,000.00		12.71	0.34													Bredemus and J&B Cheese v Just		1,013.05	0.34	13.05
Prause &Thompson v Bierschwale	11897	100.00		1.21	0.03													Prause &Thompson v Bierschwale		101.24	0.03	1.24
Rutherford v Rather & Kamp	11904	100.00		1.21	0.03													Rutherford v Rather & Kamp		101.24	0.03	1.24
Querner v Lester	11928A	1,000.00		4.78	0.34													Querner v Lester		1,005.12	0.34	5.12
TexHillCo EmployeesC.U. vs Beckmann	12195	100.00		0.05	closed 01.19.2010													TexHillCo EmployeesC.U. vs Beckmann	100.05	0.00	0.00	0.05
Fulton v Coleman	12209	500.00		4.53	0.16													Fulton v Coleman		504.69	0.16	4.69
IBT Int v Grammer	12228	115,000.00		130.48	closed 06.2014													IBT Int v Grammer	115,130.48	0.00	0.00	130.48
Ferrell vs Hall, Executor Estate of Klein, Deceased	12369	500.00		0.60	closed 12.27.2010													Ferrell vs Hall, Executor Estate of Klein, Deceased	500.60	0.00	0.00	0.60
Baby vs Doggett	12603	400.00		0.35	closed 02.14.2012													Baby vs Doggett	400.35	0.00	0.00	0.35
Cover v Chase Bank	12964	100.00		0.41	0.03													Cover v Chase Bank		100.44	0.03	0.44
Balero v Federal Home Mortgage	13025	250.00		1.23	0.08													Balero v Federal Home Mortgage		251.31	0.08	1.31
LCRA vs TRT Ranch	13119	949,500.00		45.58	closed 09.10.2013													LCRA vs TRT Ranch	949,545.58	0.00	0.00	45.58
LCRA vs Oehler	13120	195,000.00		9.36	closed 09.10.2013													LCRA vs Oehler	195,009.36	0.00	0.00	9.36
LCRA vs Wahrmund	13121	177,000.00		8.49	closed 09.10.2013													LCRA vs Wahrmund	177,008.49	0.00	0.00	8.49
Collins, Estate of Smith v Bank of America	13203	500.00		2.34	0.16													Collins, Estate of Smith v Bank of America		502.50	0.16	2.50
Whatley, et al vs Live Springs, et al	13291	500.00		2.11	0.16													Whatley, et al vs Live Springs, et al		502.27	0.16	2.27
Bruce Kneese vs New York Life Insurance and Annuity Corp, et al	13320	951.17	opened 03.03.2014	0.30	closed 03.05.2015													Bruce Kneese vs New York Life Insurance and Annuity Corp, et al	951.47	0.00	0.00	0.30
Hampton vs Spornhauer	13343	2,000.00		8.46	0.66													Hampton vs Spornhauer		2,009.12	0.66	9.12
Kerrville Professional Properties LTD ... vs Friendship Village Owner's Asn, Inc ...	13640		closed 03.03.2014 Clerk ... case settled ... awaiting court order to release ... 03.03.2014 ... LL															Kerrville Professional Properties LTD ... vs Friendship Village Owner's Asn, Inc ...		0.00	0.00	0.00
In the Matter of the Marriage of Roxanne L Pennington & Gerard M Pennington and In the Interest of Sarah Pennington & Matthew Pennington, Children	13683	500.00	opened 03.03.2014	1.77	0.16													In the Matter of the Marriage of Roxanne L Pennington & Gerard M Pennington and In the Interest of Sarah Pennington & Matthew Pennington, Children		501.93	0.16	1.93
Berry vs Cardash	13859	500,984.49	opened 09.11.2014	159.13	closed 2015.06.11													Berry vs Cardash	501,143.62	0.00	0.00	159.13
Berry vs Cardash ... TRO	13859TRO	5,000.00	opened 09.11.2014	17.24	1.64													Berry vs Cardash ... TRO		5,018.88	1.64	18.88
Roscoe L Parker Guardianship	10522(a)	7,500.00		587.17	closed 07.12.2007													Roscoe L Parker Guardianship	8,087.17	0.00	0.00	587.17
State v Farmer	3870A	4,000.00	504.78	67.71	closed 05.2004/transferred to District Clerk Acct 117													State v Farmer	4,572.49	0.00	0.00	572.49
State v Farmer	3870B	1,000.00	126.19	19.89	closed 05.2004/transferred to District Clerk Acct 117													State v Farmer	1,146.08	0.00	0.00	146.08
Damron (trust)	8766(A)	26,278.61		92.83	closed 01.2005													Damron (trust)	26,371.44	0.00	0.00	92.83
<b>Totals</b>		<b>2,676,132.01</b>	<b>2,308.07</b>	<b>8,978.56</b>	<b>5.91</b>	<b>0.00</b>	<b>0.00</b>	<b>0.00</b>	<b>0.00</b>	<b>0.00</b>	<b>0.00</b>	<b>0.00</b>	<b>0.00</b>	<b>0.00</b>	<b>0.00</b>	<b>0.00</b>	<b>0.00</b>	<b>Totals</b>	<b>2,669,344.93</b>	<b>18,079.62</b>	<b>5.91</b>	<b>11,292.54</b>

**County of Gillespie**  
**County Clerk Holding Account Recap**  
 October 2016 -September 2017  
 Funds Managed by County Treasurer

Cause	Investment Face	Prior Interest		Current Year Interest TaxPool Account												Released Investment	Current Balances	Total Interest			
		Adjusted	TaxPool	Value	Interest	Oct.2016	Nov.2016	Dec.2016	Jan.2017	Feb.2017	Mar.2017	Apr.2017	May.2017	Jun.2017	Jul.2017				Aug.2017	Sept.2017	
Cause 9145 Doyle/Michael J Guardianship additional funds added July 2013 of \$682.40 to original face of \$119,517.83 or \$120,200.23 principal	120,200.23		692.23	39.29															0.00	120,931.75	39.29
Cause 8132 Roscoe L Parker	7,500.00		97.71	04-2006 account closed ... case transferred to District Court															7,597.71	0.00	
Cause 8321 David Eugene Reynolds	100,000.00		11,872.07	closed 07.14.2008															111,872.07	0.00	
<b>Investment Totals</b>	<b>107,500.00</b>	<b>0.00</b>	<b>12,662.01</b>	<b>39.29</b>	<b>0.00</b>	<b>0.00</b>	<b>0.00</b>	<b>0.00</b>	<b>0.00</b>	<b>0.00</b>	<b>0.00</b>	<b>0.00</b>	<b>0.00</b>	<b>0.00</b>	<b>0.00</b>	<b>0.00</b>	<b>0.00</b>	<b>119,469.78</b>	<b>120,931.75</b>	<b>39.29</b>	

GILLESPIE COUNTY TEXAS

Investment Performance Summary  
Certificate of Deposits

Financial Institution	FY2017												
	Oct	Nov	Dec	Jan	Feb	Mar	Apr	May	Jun	Jul	Aug	Sep	Year To Date
<b>Blanco National Bank</b>													
Certificate of Deposits ... held at face value	2,400,000	2,400,000	2,400,000	2,400,000	2,400,000	2,400,000	2,400,000	2,400,000	2,400,000	2,400,000	2,400,000	2,400,000	2,400,000
Amount of Investment	0.4500	0.4500	0.4500	0.4500	0.4500	0.4500	0.4500	0.4500	0.4500	0.4500	0.4500	0.4500	0.4500
Average Interest Rate	887.76	917.28	887.76	917.28	914.82	860.48	917.28	887.76	917.28	890.22	917.28	917.28	887.76
Earned Interest													
<b>Security State Bank &amp; Trust</b>													
Certificate of Deposits ... held at face value	2,650,000	2,650,000	2,650,000	2,650,000	2,650,000	2,650,000	2,650,000	2,650,000	2,650,000	2,650,000	2,650,000	2,650,000	2,650,000
Amount of Investment	0.3687	0.3687	0.3687	0.3687	0.3687	0.3687	0.3687	0.3687	0.3687	0.3687	0.3687	0.3687	0.3687
Average Interest Rate	782.91	782.91	782.91	782.91	782.91	782.91	782.91	782.91	782.91	782.91	782.91	782.91	782.91
Earned Interest													

Financial Institution	FY2016												
	Oct	Nov	Dec	Jan	Feb	Mar	Apr	May	Jun	Jul	Aug	Sep	Year To Date
<b>Blanco National Bank</b>													
Certificate of Deposits ... held at face value	2,400,000	2,400,000	2,400,000	2,400,000	2,400,000	2,400,000	2,400,000	2,400,000	2,400,000	2,400,000	2,400,000	2,400,000	2,400,000
Amount of Investment	0.4500	0.4500	0.4500	0.4500	0.4500	0.4500	0.4500	0.4500	0.4500	0.4500	0.4500	0.4500	0.4500
Average Interest Rate	887.76	917.28	887.76	917.28	914.82	860.48	917.28	887.76	917.28	890.22	917.28	917.28	887.76
Earned Interest													
<b>Security State Bank &amp; Trust</b>													
Certificate of Deposits ... held at face value	2,650,000	2,650,000	2,650,000	2,650,000	2,650,000	2,650,000	2,650,000	2,650,000	2,650,000	2,650,000	2,650,000	2,650,000	2,650,000
Amount of Investment	0.3514	0.3514	0.3514	0.3514	0.3514	0.3514	0.3514	0.3514	0.3514	0.3514	0.3514	0.3514	0.3514
Average Interest Rate	934.14	934.14	934.14	934.14	934.14	934.14	934.14	934.14	934.14	934.14	934.14	934.14	934.14
Earned Interest													

Financial Institution	FY2015												
	Oct	Nov	Dec	Jan	Feb	Mar	Apr	May	Jun	Jul	Aug	Sep	Year To Date
<b>Blanco National Bank</b>													
Certificate of Deposits ... held at face value	2,400,000	2,400,000	2,400,000	2,400,000	2,400,000	2,400,000	2,400,000	2,400,000	2,400,000	2,400,000	2,400,000	2,400,000	2,400,000
Amount of Investment	0.4500	0.4500	0.4500	0.4500	0.4500	0.4500	0.4500	0.4500	0.4500	0.4500	0.4500	0.4500	0.4500
Average Interest Rate	887.76	917.28	887.76	917.28	912.34	833.42	916.05	890.22	917.28	887.76	917.28	917.28	887.76
Earned Interest													
<b>Security State Bank &amp; Trust</b>													
Certificate of Deposits ... held at face value	2,650,000	2,650,000	2,650,000	2,650,000	2,650,000	2,650,000	2,650,000	2,650,000	2,650,000	2,650,000	2,650,000	2,650,000	2,650,000
Amount of Investment	0.3500	0.3500	0.3500	0.3500	0.3500	0.3500	0.3500	0.3500	0.3500	0.3500	0.3500	0.3500	0.3500
Average Interest Rate	782.36	787.63	762.36	787.63	786.80	712.48	787.76	762.36	787.76	762.36	787.76	787.76	787.76
Earned Interest													

Financial Institution	FY2014												
	Oct	Nov	Dec	Jan	Feb	Mar	Apr	May	Jun	Jul	Aug	Sep	Year To Date
<b>Blanco National Bank</b>													
Certificate of Deposits ... held at face value	2,400,000	2,400,000	2,400,000	2,400,000	2,400,000	2,400,000	2,400,000	2,400,000	2,400,000	2,400,000	2,400,000	2,400,000	2,400,000
Amount of Investment	0.4767	0.4767	0.4767	0.4767	0.4767	0.4767	0.4767	0.4767	0.4767	0.4767	0.4767	0.4767	0.4767
Average Interest Rate	1,076.82	1,095.57	1,019.12	1,036.14	1,005.73	910.12	985.20	912.39	925.77	887.76	917.28	917.28	917.28
Earned Interest													
<b>Security State Bank &amp; Trust</b>													
Certificate of Deposits ... held at face value	2,650,000	2,650,000	2,650,000	2,650,000	2,650,000	2,650,000	2,650,000	2,650,000	2,650,000	2,650,000	2,650,000	2,650,000	2,650,000
Amount of Investment	0.3889	0.3889	0.3889	0.3889	0.3889	0.3889	0.3889	0.3889	0.3889	0.3889	0.3889	0.3889	0.3889
Average Interest Rate	871.27	874.78	846.61	874.78	852.59	764.27	834.46	792.22	808.99	782.91	787.76	787.76	787.76
Earned Interest													

GILLESPIE COUNTY TEXAS

Investment Performance Summary  
Certificate of Deposits

Financial Institution	Oct	Nov	Dec	Jan	Feb	Mar	Apr	May	Jun	Jul	Aug	Sep	Year To Date
<b>FY2013</b>													
<b>Blanco National Bank</b>													
Certificate of Deposits ... held at face value	2,400,000	2,400,000	2,400,000	2,400,000	2,400,000	2,400,000	2,400,000	2,400,000	2,400,000	2,400,000	2,400,000	2,400,000	2,400,000
Amount of Investment	0.6500	0.6458	0.6375	0.6250	0.6208	0.6125	0.6125	0.5833	0.5708	0.5583	0.5500	0.5471	0.5471
Average Interest Rate	1,282.08	1,324.80	1,273.86	1,299.33	1,287.84	1,148.97	1,248.39	1,167.00	1,188.96	1,125.91	1,146.51	1,129.53	1,129.53
Earned Interest	<b>Security State Bank &amp; Trust</b>												
Certificate of Deposits ... held at face value	2,650,000	2,650,000	2,650,000	2,650,000	2,650,000	2,650,000	2,650,000	2,650,000	2,650,000	2,650,000	2,650,000	2,650,000	2,650,000
Amount of Investment	0.4778	0.4778	0.4778	0.4667	0.4444	0.4333	0.4333	0.4111	0.4111	0.4000	0.4000	0.4000	0.4000
Average Interest Rate	1,089.06	1,074.40	1,039.75	1,074.40	1,030.84	917.83	963.69	920.58	942.72	912.36	900.25	900.25	900.25
Earned Interest	<b>Security State Bank &amp; Trust</b>												
Certificate of Deposits ... held at face value	2,650,000	2,650,000	2,650,000	2,650,000	2,650,000	2,650,000	2,650,000	2,650,000	2,650,000	2,650,000	2,650,000	2,650,000	2,650,000
Amount of Investment	0.4361	0.4361	0.4361	0.4361	0.4361	0.4361	0.4361	0.4361	0.4361	0.4361	0.4361	0.4361	0.4361
Average Interest Rate	11,796.13	11,796.13	11,796.13	11,796.13	11,796.13	11,796.13	11,796.13	11,796.13	11,796.13	11,796.13	11,796.13	11,796.13	11,796.13
Earned Interest	<b>Security State Bank &amp; Trust</b>												
<b>FY2012</b>													
<b>Blanco National Bank</b>													
Certificate of Deposits ... held at face value	2,400,000	2,400,000	2,400,000	2,400,000	2,400,000	2,400,000	2,400,000	2,400,000	2,400,000	2,400,000	2,400,000	2,400,000	2,400,000
Amount of Investment	0.8458	0.8083	0.7833	0.7458	0.7333	0.7167	0.6750	0.6583	0.6500	0.6500	0.6500	0.6500	0.6500
Average Interest Rate	1,693.06	1,724.02	1,598.55	1,596.62	1,516.62	1,401.92	1,460.72	1,331.40	1,341.79	1,282.08	1,324.80	1,324.80	1,324.80
Earned Interest	<b>Security State Bank &amp; Trust</b>												
Certificate of Deposits ... held at face value	2,650,000	2,650,000	2,650,000	2,650,000	2,650,000	2,650,000	2,650,000	2,650,000	2,650,000	2,650,000	2,650,000	2,650,000	2,650,000
Amount of Investment	0.7222	0.7222	0.7222	0.6889	0.6222	0.5889	0.5556	0.5222	0.5222	0.5000	0.5000	0.5000	0.5000
Average Interest Rate	1,800.00	1,605.23	1,553.43	1,605.23	1,477.83	1,334.81	1,363.18	1,195.90	1,210.30	1,171.25	1,125.37	1,125.37	1,125.37
Earned Interest	<b>Security State Bank &amp; Trust</b>												
<b>FY2011</b>													
<b>Blanco National Bank</b>													
Certificate of Deposits ... held at face value	2,400,000	2,400,000	2,400,000	2,400,000	2,400,000	2,400,000	2,400,000	2,400,000	2,400,000	2,400,000	2,400,000	2,400,000	2,400,000
Amount of Investment	1.4625	1.3292	1.2542	1.1938	1.1771	1.1354	1.0313	0.9096	0.9396	0.9104	0.8813	0.8583	0.8583
Average Interest Rate	2,979.48	2,981.13	2,821.94	2,556.45	2,422.88	2,185.34	2,312.03	2,034.21	2,017.07	1,853.37	1,855.68	1,796.22	1,796.22
Earned Interest	<b>Security State Bank &amp; Trust</b>												
Certificate of Deposits ... held at face value	2,650,000	2,650,000	2,650,000	2,650,000	2,650,000	2,650,000	2,650,000	2,650,000	2,650,000	2,650,000	2,650,000	2,650,000	2,650,000
Amount of Investment	1.1333	1.1333	1.1333	1.1000	1.0222	0.9833	0.9333	0.8833	0.8333	0.8333	0.8333	0.8333	0.8333
Average Interest Rate	2,447.26	2,541.58	2,459.59	2,541.58	2,411.45	2,129.59	2,280.43	2,021.92	2,051.12	1,964.93	1,860.02	1,860.02	1,860.02
Earned Interest	<b>Security State Bank &amp; Trust</b>												
<b>FY2010</b>													
<b>Blanco National Bank</b>													
Certificate of Deposits ... held at face value	2,200,000	2,200,000	2,200,000	2,200,000	2,200,000	2,200,000	2,200,000	2,200,000	2,200,000	2,200,000	2,200,000	2,200,000	2,200,000
Amount of Investment	2.5886	2.4409	2.3500	2.1795	2.1227	2.0091	1.8083	1.7250	1.6208	1.5792	1.5479	1.5104	1.5104
Average Interest Rate	4,775.37	4,896.85	4,413.71	4,390.95	4,057.67	3,597.30	3,763.99	3,567.14	3,516.20	3,197.28	3,218.95	3,155.25	3,155.25
Earned Interest	<b>Security State Bank &amp; Trust</b>												
Certificate of Deposits ... held at face value	400,000	400,000	400,000	400,000	400,000	400,000	400,000	400,000	400,000	400,000	400,000	400,000	400,000
Amount of Investment	1.5750	1.5750	1.5750	1.2750	1.2750	1.2500	1.1333	1.0833	1.0833	1.1389	1.1389	1.1389	1.1389
Average Interest Rate	673.99	535.06	517.82	535.06	532.05	394.25	677.32	2,441.10	2,193.21	2,202.74	2,528.82	2,528.83	2,528.83
Earned Interest	<b>Security State Bank &amp; Trust</b>												
<b>FY2009</b>													
<b>Blanco National Bank</b>													
Certificate of Deposits ... held at face value	1,700,000	1,700,000	1,700,000	1,700,000	1,700,000	1,700,000	1,700,000	1,700,000	1,700,000	1,700,000	1,700,000	1,700,000	1,700,000
Amount of Investment	4.0412	3.6618	3.5353	3.2294	3.1500	3.0147	2.8682	2.7864	2.7864	2.7455	2.6932	2.6409	2.6409
Average Interest Rate	5,810.95	5,834.80	5,116.43	5,104.40	4,634.27	4,136.41	4,352.75	5,385.78	5,206.30	5,038.38	5,129.86	5,032.19	5,032.19
Earned Interest	<b>Security State Bank &amp; Trust</b>												
Certificate of Deposits ... held at face value	900,000	900,000	900,000	900,000	900,000	900,000	900,000	900,000	900,000	900,000	900,000	900,000	900,000
Amount of Investment	3.0300	3.0300	3.0300	3.0300	2.4300	2.2875	2,051.10	752.07	2,050.00	2,050.00	2,050.00	2,050.00	2,050.00
Average Interest Rate	1,984.94	2,305.90	2,231.52	2,305.90	2,297.68	1,860.84	2,051.10	752.07	696.44	673.99	696.44	696.44	696.44
Earned Interest	<b>Security State Bank &amp; Trust</b>												

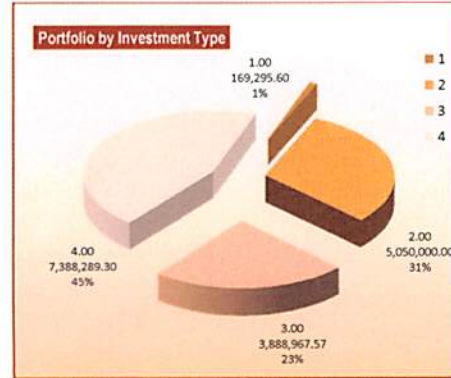
Investment Performance Summary  
Certificate of Deposits

Financial Institution	FY2008												Year To Date
	Oct	Nov	Dec	Jan	Feb	Mar	Apr	May	Jun	Jul	Aug	Sep	
<b>Blanco National Bank</b>	<b>Certificate of Deposits ... held at face value</b>												
Amount of Investment	1,600,000	1,600,000	1,600,000	1,600,000	1,600,000	1,700,000	1,700,000	1,700,000	1,700,000	1,700,000	1,700,000	1,700,000	1,700,000
Average Interest Rate	5.531	5.4875	5.2313	5.1219	4.9382	4.8206	4.5559	4.4235	4.2912	4.1588	4.0364	3.9140	3.7916
Earned Interest	7,331.57	7,546.16	7,216.49	7,427.24	7,065.44	6,534.39	7,129.97	6,735.65	6,577.93	6,366.84	6,195.75	6,024.66	5,853.57
<b>Security State Bank &amp; Trust</b>	<b>Certificate of Deposits ... held at face value</b>												
Amount of Investment	300,000	300,000	800,000	800,000	800,000	800,000	800,000	800,000	800,000	800,000	800,000	800,000	800,000
Average Interest Rate	5.4483	5.4483	5.0963	4.6288	3.4463	3.9283	3.6963	3.0375	3.0375	3.0375	3.0375	3.0375	3.0375
Earned Interest	1,343.43	1,388.20	1,343.43	3,298.46	3,050.05	2,293.02	1,000.92	2,201.52	2,051.10	1,984.94	2,051.10	2,051.10	2,051.10
<b>Blanco National Bank</b>	<b>Certificate of Deposits ... held at face value</b>												
Amount of Investment	1,300,000	1,400,000	1,400,000	1,600,000	1,600,000	1,600,000	1,600,000	1,600,000	1,600,000	1,600,000	1,600,000	1,600,000	1,600,000
Average Interest Rate	5.1615	5.3143	5.3679	5.4563	5.5000	5.5313	5.5653	5.5655	5.5875	5.5813	5.5750	5.5750	5.5750
Earned Interest	3,404.13	5,688.91	6,115.12	6,382.63	7,352.09	6,813.15	7,516.46	7,306.91	7,592.89	7,348.01	7,592.89	7,584.39	7,584.39
<b>Security State Bank &amp; Trust</b>	<b>Certificate of Deposits ... held at face value</b>												
Amount of Investment	200,000	200,000	200,000	200,000	300,000	300,000	300,000	300,000	300,000	300,000	300,000	300,000	300,000
Average Interest Rate	5.0950	5.0950	5.0950	5.4167	5.4167	5.4167	5.4483	5.4483	5.4483	5.4483	5.4483	5.4483	5.4483
Earned Interest	837.54	865.46	837.54	865.46	865.46	1,246.58	1,380.15	1,335.62	1,388.20	1,343.43	1,388.20	1,388.20	1,388.20
<b>Blanco National Bank</b>	<b>Certificate of Deposits ... held at face value</b>												
Amount of Investment	1,200,000	1,200,000	1,200,000	1,200,000	1,200,000	1,200,000	1,300,000	1,300,000	1,300,000	1,300,000	1,300,000	1,300,000	1,300,000
Average Interest Rate	3.0933	3.2767	3.6058	4.0142	4.1808	4.3290	4.3885	4.6731	4.6731	4.8080	4.9385	5.0690	5.0690
Earned Interest	3,050.96	3,339.50	3,556.44	3,883.06	4,091.15	3,848.66	4,412.19	4,689.04	4,726.43	4,993.12	5,308.21	5,455.61	5,455.61
<b>Security State Bank &amp; Trust</b>	<b>Certificate of Deposits ... held at face value</b>												
Amount of Investment	100,000	100,000	100,000	100,000	100,000	100,000	100,000	200,000	200,000	200,000	200,000	200,000	200,000
Average Interest Rate	3.0000	3.0000	3.0000	3.0000	5.0000	5.0000	5.0000	5.0950	5.0950	5.0950	5.0950	5.0950	5.0950
Earned Interest	246.58	254.80	246.58	254.80	254.80	383.56	424.66	410.96	865.46	837.54	865.46	865.46	865.46
<b>Blanco National Bank</b>	<b>Certificate of Deposits ... held at face value</b>												
Amount of Investment	1,200,000	1,200,000	1,200,000	1,200,000	1,200,000	1,200,000	1,200,000	1,200,000	1,200,000	1,200,000	1,200,000	1,200,000	1,200,000
Average Interest Rate	1.8470	1.8600	1.8808	1.8808	2.0558	2.1558	2.2742	2.2742	2.5408	2.6575	2.8017	2.9267	2.9267
Earned Interest	1,814.02	1,895.70	1,855.10	1,916.93	2,095.26	1,894.55	2,268.18	2,243.02	2,563.80	2,626.85	2,855.39	2,965.79	2,965.79
<b>Security State Bank &amp; Trust</b>	<b>Certificate of Deposits ... held at face value</b>												
Amount of Investment	100,000	100,000	100,000	100,000	100,000	100,000	100,000	100,000	100,000	100,000	100,000	100,000	100,000
Average Interest Rate	3.0000	3.0000	3.0000	3.0000	3.0000	3.0000	3.0000	3.0000	3.0000	3.0000	3.0000	3.0000	3.0000
Earned Interest	246.58	254.80	246.58	254.80	254.80	230.14	246.58	246.58	254.80	246.58	254.80	254.80	254.80

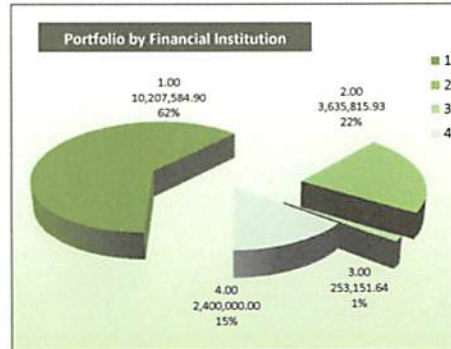
## GILLESPIE COUNTY, TEXAS Portfolio Asset Summary By Investment Type

As of October 31, 2016  
Of Funds Managed By County Treasurer Office

Financial Institution Account / Investment Type	Cash Balances As Of October 31, 2016	
<b>Security State Bank &amp; Trust</b>		
<b>County Depository</b>		
<b>Checking Accounts</b>		
General ... multi-fund account	(4.87)	
COB 2001, GOB Series 2010 ... Interest & Sinking	1.00	
County Attorney Hot Check Fund	11,538.93	
Appellate Judicial	0.00	
Justice of Peace No 1	26,441.68	
Justice of Peace No 2	18,437.89	
County Clerk Operating	45,366.60	
District Clerk Operating	67,512.37	
GOB Series 2013 ... Jail Project	1.00	
GOB Series 2013 ... Interest & Sinking	1.00	169,295.60
<b>Sweep Accounts</b>		
General ... multi-fund account	6,922,332.38	
GOB Series 2013 ... Jail Project	37,061.28	
COB 2001, GOB Series 2010 ... Interest & Sinking	59,885.41	
GOB Series 2013 ... Interest & Sinking	369,010.23	7,388,289.30
<b>Certificate of Deposit ... General Fund (10.)</b>		
0.35% per annum, paid monthly ... maturity 02.11.2017	100,000.00	
0.35% per annum, paid monthly ... maturity 05.02.2017	100,000.00	
0.35% per annum, paid monthly ... maturity 02.28.2017	100,000.00	
0.40% per annum, paid monthly ... maturity 10.29.2017	100,000.00	
0.35% per annum, paid monthly ... maturity 03.04.2017	250,000.00	
0.35% per annum, paid monthly ... maturity 04.01.2017	500,000.00	
0.40% per annum, paid monthly ... maturity 07.01.2017	500,000.00	
0.40% per annum, paid monthly ... maturity 10.01.2017	500,000.00	
0.35% per annum, paid monthly ... maturity 01.01.2017	500,000.00	2,650,000.00
		<b>10,207,584.90</b>
<b>TexPool</b>		
<b>Investment Service for Public Funds</b>		
<b>Investment Pool</b>		
General ... multi-fund account	3,496,091.57	
Interest & Sinking	712.99	
District Clerk Holding In Trust	18,079.62	
County Clerk Holding In Trust	120,931.75	
GOB Series 2013 ... Jail Project	0.00	3,635,815.93
		<b>3,635,815.93</b>



Portfolio by Investment Type As of October 31, 2016		
1	169,295.60	Checking Accounts
2	5,050,000.00	Certificates of Deposit
3	3,888,967.57	Investment Pools
4	7,388,289.30	Sweep Accounts
	<b>16,496,552.47</b>	<b>Total</b>



Portfolio by Financial Institution As of October 31, 2016		
1	10,207,584.90	Security State Bank & Trust
2	3,635,815.93	TexPool
3	253,151.64	Texas Class
4	2,400,000.00	Blanco National Bank
	<b>16,496,552.47</b>	<b>Total</b>



**GILLESPIE COUNTY, TEXAS**  
**Portfolio Asset Summary By Investment Type**  
**As of October 31, 2016**  
**Of Funds Managed By County Treasurer Office**

Financial Institution Account / Investment Type	Cash Balances As Of October 31, 2016
<b>Texas Class</b>	
<b>Investment Service for Public Funds</b>	
<b>Investment Pool</b>	
GOB Series 2013 ... Jail Project	253,151.64    253,151.64    253,151.64
<b>Blanco National Bank</b>	
<b>Certificate of Deposit .. General Fund (16.)</b>	
0.45% per annum, paid monthly .. maturity 11.07.2016	100,000.00
0.45% per annum, paid monthly .. maturity 02.11.2017	100,000.00
0.45% per annum, paid monthly .. maturity 01.02.2017	100,000.00
0.45% per annum, paid monthly .. maturity 07.19.2017	100,000.00
0.45% per annum, paid monthly .. maturity 03.07.2017	100,000.00
0.45% per annum, paid monthly .. maturity 09.07.2017	100,000.00
0.45% per annum, paid monthly .. maturity 10.07.2017	100,000.00
0.45% per annum, paid monthly .. maturity 05.28.2017	100,000.00
0.45% per annum, paid monthly .. maturity 08.02.2017	100,000.00
0.45% per annum, paid monthly .. maturity 11.02.2016	100,000.00
0.45% per annum, paid monthly .. maturity 12.02.2016	100,000.00
0.45% per annum, paid monthly .. maturity 04.18.2017	100,000.00
0.45% per annum, paid monthly .. maturity 11.22.2016	100,000.00
0.45% per annum, paid monthly .. maturity 01.30.2017	100,000.00
0.45% per annum, paid monthly .. maturity 03.05.2017	100,000.00
0.45% per annum, paid monthly .. maturity 04.01.2017	100,000.00
0.45% per annum, paid monthly .. maturity 12.01.2016	100,000.00
0.45% per annum, paid monthly .. maturity 04.01.2017	100,000.00
0.45% per annum, paid monthly .. maturity 04.15.2017	100,000.00
0.45% per annum, paid monthly .. maturity 06.01.2017	100,000.00
0.45% per annum, paid monthly .. maturity 06.15.2017	100,000.00
<b>Total</b>	<b>16,496,652.47</b>

GILLESPIE COUNTY, TEXAS

Portfolio Asset Summary vs. Security Holdings  
As of October 31, 2016

For Funds Held by the County Treasurer and All Fee Offices

Financial Institution Account / Investment Type	Cash Balances as of October 31, 2016		Financial Institution Pledge / Security Holdings
<b>Security State Bank &amp; Trust County Depository</b>	<b>Account Balances</b>		<b>Pledge / Security Holdings</b>
<b>County Treasurer Managed Accounts</b>			
<b>Checking Accounts</b>			
General Checking ... multi-fund account	(4.87)		
COB Series 2001, GORefunding 2010 ... Interest & Sinking	1.00		
County Attorney Hot Check Fund	11,538.93		
Appellate Judicial	0.00		
Justice of Peace No 1	26,441.68		
Justice of Peace No 2	18,437.89		
County Clerk Operating	45,366.60		
District Clerk Operating	67,512.37		
GOB Series 2013 ... Jail Project	1.00		
GOB Series 2013 ... Interest & Sinking	1.00	169,295.60	
<b>Sweep Accounts</b>			
General ... multi-fund account	6,922,332.38		
GOB Series 2013 ... Jail Project	37,061.28		
COB Series 2001, GORefunding 2010 ... Interest & Sinking	59,885.41		
GOB Series 2013 ... Interest & Sinking	369,010.23	7,388,289.30	
<b>County Treasurer Managed Investments</b>			
<b>Certificates of Deposit .. General Fund (10.)</b>			
0.35% per annum, paid monthly .. maturity 02.11.2017	100,000.00		
0.35% per annum, paid monthly .. maturity 05.02.2017	100,000.00		
0.35% per annum, paid monthly .. maturity 02.28.2017	100,000.00		
0.40% per annum, paid monthly .. maturity 10.29.2017	100,000.00		
0.35% per annum, paid monthly .. maturity 03.04.2017	250,000.00		
0.35% per annum, paid monthly .. maturity 04.01.2017	500,000.00		
0.40% per annum, paid monthly .. maturity 07.01.2017	500,000.00		
0.40% per annum, paid monthly .. maturity 10.01.2017	500,000.00		
0.35% per annum, paid monthly .. maturity 01.01.2017	500,000.00	2,650,000.00	

GILLESPIE COUNTY, TEXAS

Portfolio Asset Summary vs. Security Holdings  
As of October 31, 2016

For Funds Held by the County Treasurer and All Fee Offices

Financial Institution Account / Investment Type	Cash Balances as of October 31, 2016		Financial Institution Pledge / Security Holdings
<b>Security State Bank &amp; Trust County Depository</b>	<b>Account Balances</b>		<b>Pledge / Security Holdings</b>
<b>Tax Assessor-Collector Managed Accounts</b>			
<b>Checking Accounts</b>			
TA-C Operating Account	41,769.07		
TxP&WL	1,341.46		
MVD	161,264.76		
MVD Sales Tax	219,859.34		
City of Fredericksburg Ad Valorem	88.95		
MVD Title	2,173.37		
Road & Bridge Fee	12,346.02		
Fredericksburg ISD Ad Valorem	7,590.13		
Escrow (Ad Valorem Property)	33.84		
VIT (Vehicle Inventory Tax) Escrow	1,571.04		
Harper ISD Ad Valorem	15.73		
Gillespie County WCID Ad Valorem	0.05		
Doss CCSD Ad Valorem	0.00		
Stonewall WCID Ad Valorem	0.00		
Hill Country Underground WCD Ad Valorem	0.00		
Gillespie County Ad Valorem	<u>104.93</u>	<u>448,158.69</u>	
<b>County Clerk Managed Account</b>			
<b>Checking Account</b>			
County Clerk Escrow	<u>33,422.48</u>	<u>33,422.48</u>	
<b>Sheriff Managed Account</b>			
<b>Checking Account</b>			
Sheriff Bail Bond Account	71,400.00		
Sheriff Inmate	9,925.73		
Sherif Commissary	<u>6,151.80</u>	<u>87,477.53</u>	
<b>District Clerk Managed Account</b>			
<b>Checking Account</b>			
District Clerk Trust	<u>62,970.25</u>	<u>62,970.25</u>	
			16,649,358.15 SSB&T Pledged Securities .par value / current face
			17,012,225.11 SSB&T Pledged Securities .book value
			17,487,306.49 SSB&T Pledged Securities .fair market value
			250,000.00 FDIC Coverage / Demand Deposits @ SSB&T
	<u>10,839,613.85</u>	<u>17,987,306.49</u>	250,000.00 FDIC Coverage / Time Deposits @ SSB&T

GILLESPIE COUNTY, TEXAS

Portfolio Asset Summary vs. Security Holdings  
 As of October 31, 2016

For Funds Held by the County Treasurer and All Fee Offices

Financial Institution Account / Investment Type	Cash Balances as of October 31, 2016				Financial Institution Pledge / Security Holdings
<b>TexPool Investment Service for Public Funds</b>	<b>Account Balances</b>				<b>Pledge / Security Holdings</b>
<b>County Treasurer Managed Investments</b>					
<b>Investment Pool Accounts</b>					
General ... multi-fund account	3,496,091.57				
Interest & Sinking - COB Series 2001/GOB Series 2010	712.99				
District Clerk Holding	18,079.62				
County Clerk Holding	120,931.75				
GOB Series 2013 ... Jail Project	0.00	3,635,815.93	3,635,815.93	3,635,815.93	3,635,815.93
					Net Asset Value ... TexPool seeks to maintain a net asset value of \$1.00 (+/- 0.005 allowable) and is designed to be used for investments of funds which may be needed at any time. October 31, 2016, net asset value 1.00033

Financial Institution Account / Investment Type	Cash Balances as of October 31, 2016				Financial Institution Pledge / Security Holdings
<b>Texas Class Investment Service for Public Funds</b>	<b>Account Balances</b>				<b>Pledge / Security Holdings</b>
<b>County Treasurer Managed Investments</b>					
<b>Investment Pool Account</b>					
GOB Series 2013 ... Jail Project	253,151.64	253,151.64	253,151.64	253,151.64	253,151.64
					Net Asset Value ... Texas Class seeks to maintain a net asset value of \$1.00 (+/- 0.005 allowable) and is designed to be used for investments of funds which may be needed at any time. October 31, 2016, net asset value 1.00

GILLESPIE COUNTY, TEXAS

Portfolio Asset Summary vs. Security Holdings  
As of October 31, 2016

For Funds Held by the County Treasurer and All Fee Offices

Financial Institution Account / Investment Type	Cash Balances as of October 31, 2016			Financial Institution Pledge / Security Holdings
<b>Blanco National Bank</b>	<b>Account Balances</b>			<b>Pledge / Security Holdings</b>
<b>County Treasurer Managed Investments</b>				
<b>Certificates of Deposit .. General Fund (10.)</b>				
0.45% per annum, paid monthly .. maturity 11.07.2016	100,000.00			
0.45% per annum, paid monthly .. maturity 02.11.2017	100,000.00			
0.45% per annum, paid monthly .. maturity 01.02.2017	100,000.00			
0.45% per annum, paid monthly .. maturity 07.19.2017	100,000.00			
0.45% per annum, paid monthly .. maturity 03.07.2017	100,000.00			
0.45% per annum, paid monthly .. maturity 09.07.2017	100,000.00			
0.45% per annum, paid monthly .. maturity 10.07.2017	100,000.00			
0.45% per annum, paid monthly .. maturity 05.28.2017	100,000.00			
0.45% per annum, paid monthly .. maturity 05.28.2017	100,000.00			
0.45% per annum, paid monthly .. maturity 08.02.2017	100,000.00			
0.45% per annum, paid monthly .. maturity 11.02.2016	100,000.00			
0.45% per annum, paid monthly .. maturity 12.02.2016	100,000.00			
0.45% per annum, paid monthly .. maturity 04.18.2017	100,000.00			
0.45% per annum, paid monthly .. maturity 11.22.2016	100,000.00			
0.45% per annum, paid monthly .. maturity 01.30.2017	100,000.00			
0.45% per annum, paid monthly .. maturity 01.30.2017	100,000.00			
0.45% per annum, paid monthly .. maturity 03.05.2017	100,000.00			
0.45% per annum, paid monthly .. maturity 04.01.2017	100,000.00			
0.45% per annum, paid monthly .. maturity 12.01.2016	100,000.00			
0.45% per annum, paid monthly .. maturity 04.01.2017	100,000.00			
0.45% per annum, paid monthly .. maturity 04.01.2017	100,000.00			
0.45% per annum, paid monthly .. maturity 04.15.2017	100,000.00			
0.45% per annum, paid monthly .. maturity 06.01.2017	100,000.00			
0.45% per annum, paid monthly .. maturity 06.15.2017	100,000.00	2,400,000.00	2,400,000.00	2,650,892.80
				2,225,000.00 BNB Pledged Securities. par value
				2,286,650.43 BNB Pledged Securities. book value
				2,400,892.80 BNB Pledged Securities. fair market value
				250,000.00 FDIC Coverage @ BNB

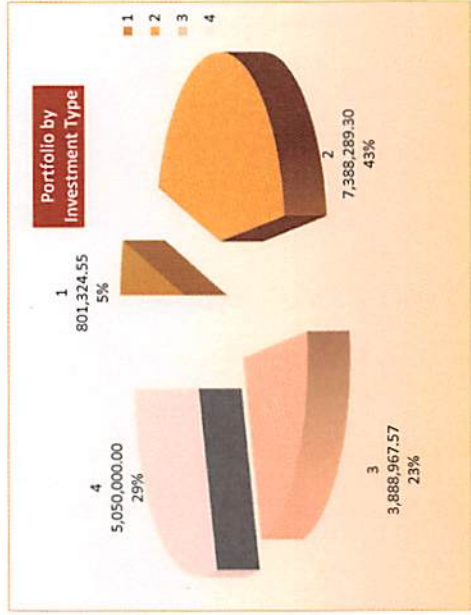
GILLESPIE COUNTY, TEXAS

Portfolio Asset Summary vs. Security Holdings  
As of October 31, 2016

For Funds Held by the County Treasurer and All Fee Offices

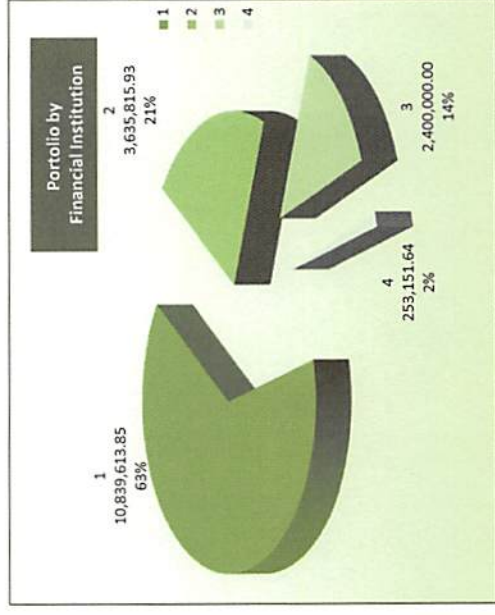
Financial Institution Account / Investment Type	Cash Balances as of October 31, 2016	Financial Institution Pledge / Security Holdings
--	---	---

Total Assets	As Of October 31, 2016	As Of October 31, 2016	Total Securities
	17,128,581.42	24,527,166.86	



**Portfolio by Investment Type**  
As of October 31, 2016

Investment Type	Amount
1	801,324.55
2	7,388,289.30
3	3,888,967.57
4	5,050,000.00
<b>Total</b>	<b>17,128,581.42</b>



**Portfolio by Financial Institution**  
As of October 31, 2016

Financial Institution	Amount
1	10,839,613.85
2	3,635,815.93
3	2,400,000.00
4	253,151.64
<b>Total</b>	<b>17,128,581.42</b>

GILLESPIE COUNTY, TEXAS

Portfolio Asset Summary vs. Security Holdings  
As of October 31, 2016

For Funds Held by the County Treasurer and All Fee Offices

Financial Institution Account / Investment Type	Cash Balances as of October 31, 2016	Financial Institution Pledge / Security Holdings
--	---	---

Deposit and Investment Risk Disclosure
<p><b>General Statement</b> ... The County continues to take a conservative approach to investment of county funds. Investment strategies are built on cash flow versus fund name. County funds are predominantly invested in TexPool ... an investment service for public funds ... and certificate of deposits. Depository interest-bearing checking accounts are used more as clearing accounts than a type of investment.</p> <p>The General Checking Account (multi-fund account) ... interest-bearing, with a one dollar (\$1.00) threshold ... is attached to a sweep account with a \$25,000.00 required minimum balance. This holds the same for the GOB Series 2013 Account ... it is interest-bearing, with a one dollar (\$1.00) threshold ... and is attached to a sweep account with a \$25,000.00 required minimum balance.</p> <p><b>Custodial Risk</b> .. All deposits/investments with any banking institution are collateralized over 100%, all collateral (exclusive FDIC coverage) is placed with a third party that is not a depository of the County, and collateral is pledged to Gillespie County.</p> <p><b>Interest Rate Risk</b> .. The County does not have a formal investment policy that limits investment maturities as a means of managing its exposure to fair value losses arising from changing interest rates.</p> <p>At October 31, 2016, the County had no investments other than those in an investment pool that would be effected.</p> <p>Certificates of Deposit are normally held at one year maturities and maturity dates are staggered.</p> <p>Occasionally CD's are originally invested for periods of less or over a year to optimize a staggered portfolio.</p> <p>CD's are held at face values with interests paid to the County monthly.</p> <p><b>Credit Risk .. At October 31, 2016, the County has no investments</b> in commercial paper, corporate bonds, mutual funds.</p> <p>At October 31, 2016, TexPool was rated AAAM by Standard &amp; Poor's.</p> <p>At October 31, 2016, Texas Class was rated AAAM by Standard &amp; Poor's.</p> <p><b>Concentration of Credit Risk</b> .. The County does not place any limit on the amount the County may invest with any type of investment or issuer.</p> <p>However, considering the current economy the County has kept lower concentrations in any one issuer.</p> <p>At October 31, 2016, the County had its assets/investments invested by investment type</p> <ul style="list-style-type: none"> <li>22.7046 % in investment pools</li> <li>29.4829 % in certificate of deposit(s)</li> <li>4.6783 % in checking, money market, passbook accounts</li> <li>43.1343 % in sweep accounts</li> </ul> <p>At October 31, 2016, the County had its assets/investments invested by issuer</p> <ul style="list-style-type: none"> <li>21.2266 % in TexPool</li> <li>63.2838 % in Security State Bank &amp; Trust</li> <li>14.0117 % in Blanco National Bank</li> <li>1.4779 % in Texas Class</li> </ul>

**FY2016-2017  
Gillespie County, Texas  
County Treasurer Monthly Financial Statement  
All Funds Managed by County Treasurer**



**For Period Ended October 31, 2016**

**Laura Lundquist, CCT, CIO  
Gillespie County Treasurer**

Maintenance & Operating, COB & GOB Operating, COB & GOB I&S, Special Revenue, Special Revenue..Grants, Trust and Agency							
Month	09.30.2016				FY2017	FY2016	10.31.2016
To Date	Cash Balance	Receipts	Disbursements	Allocations	Adjustments	Adjustments	Cash Balance
Maintenance & Operating (M&O)	13,887,301.85	504,971.22	1,507,137.93				12,885,135.14
COB & GOB Operating	290,019.50	194.42					290,213.92
COB & GOB I&S	427,394.94	6,076.37					433,471.31
Special Revenue	2,198,365.53	137,037.29	194,584.23				2,140,818.59
Special Revenue ... Grants	484.97						484.97
Trust and Agency	590,663.33	128,182.96	196,427.21				522,419.08
<b>Totals</b>	<b>17,394,230.12</b>	<b>776,462.26</b>	<b>1,898,149.37</b>	<b>0.00</b>	<b>0.00</b>	<b>0.00</b>	<b>16,272,543.01</b>
County Funds							

Year	09.30.2016				FY2017	FY2016	10.31.2016
To Date	Cash Balance	Receipts	Disbursements	Allocations	Adjustments	Adjustments	Cash Balance
Maintenance & Operating (M&O)	13,887,301.85	504,971.22	1,507,137.93				12,885,135.14
COB & GOB Operating	290,019.50	194.42					290,213.92
COB & GOB I&S	427,394.94	6,076.37					433,471.31
Special Revenue	2,198,365.53	137,037.29	194,584.23				2,140,818.59
Special Revenue ... Grants	484.97						484.97
Trust and Agency	590,663.33	128,182.96	196,427.21				522,419.08
<b>Totals</b>	<b>17,394,230.12</b>	<b>776,462.26</b>	<b>1,898,149.37</b>	<b>0.00</b>	<b>0.00</b>	<b>0.00</b>	<b>16,272,543.01</b>
County Funds							

Clerks of the Courts Trust Funds							
Month	09.30.2016				FY2017	FY2016	10.31.2016
To Date	Cash Balance	Receipts	Disbursements	Allocations	Adjustments	Adjustments	Cash Balance
District Clerk Trust	18,073.71	5.91					18,079.62
County Clerk Trust	120,892.46	39.29					120,931.75
<b>Totals</b>	<b>138,966.17</b>	<b>45.20</b>	<b>0.00</b>	<b>0.00</b>	<b>0.00</b>	<b>0.00</b>	<b>139,011.37</b>
Clerk Trusts							

Year	09.30.2016				FY2017	FY2016	10.31.2016
To Date	Cash Balance	Receipts	Disbursements	Allocations	Adjustments	Adjustments	Cash Balance
District Clerk Trust	18,073.71	5.91					18,079.62
County Clerk Trust	120,892.46	39.29					120,931.75
<b>Totals</b>	<b>138,966.17</b>	<b>45.20</b>	<b>0.00</b>	<b>0.00</b>	<b>0.00</b>	<b>0.00</b>	<b>139,011.37</b>
Clerk Trusts							

Respectfully submitted,

  
 Laura Lundquist, CCT, CIO  
 Gillespie County Treasurer

The State of Texas, County of Gillespie

Before me, the undersigned authority, this day personally appeared Laura Lundquist, County Treasurer, to me well known, who, being duly sworn, desposes and says that the above and foregoing report is true and correct.

Witness my hand and seal of this office, this \_\_\_\_\_ day of \_\_\_\_\_, \_\_\_\_\_ A.D.

\_\_\_\_\_  
 County Clerk  
 County of Gillespie, State of Texas

Compared, examined, and accepted in open Commissioners Court this \_\_\_\_\_ day of \_\_\_\_\_, \_\_\_\_\_ A.D.

\_\_\_\_\_  
 County Judge

\_\_\_\_\_  
 Commissioner Pct No 1

\_\_\_\_\_  
 Commissioner Pct No 2

\_\_\_\_\_  
 Commissioner Pct No 3

\_\_\_\_\_  
 Commissioner Pct No 4