



**FY2015-2016**

**GILLESPIE COUNTY, TEXAS**

**COUNTY TREASURER MONTHLY FINANCIAL REPORT**

For The Period Ended

September 30, 2016

**Unaudited**

LAURA LUNDQUIST, CCT, CIO  
GILLESPIE COUNTY TREASURER

- 1 Cash/Investment Balances All Funds  
For Period Ended September 30, 2016
- 2 Statement of Receipts, Disbursements, Electronic Funds Transfers, Payroll,  
Interfund Allocations, Adjustments, and Investments All Funds  
Month to Date by Fund
- 3 Statement of Receipts, Disbursements, Electronic Funds Transfers, Payroll,  
Interfund Allocations, Adjustments, and Investments All Funds  
Fiscal Year to Date by Fund
- 4 Statement of Maintenance & Operating Funds  
FY2005 through September 30, 2016  
General Fund  
Road & Bridge Funds ... County Wide, Precinct No 1, Precinct No 2, Precinct No 3, Precinct No 4
- 5 Fund Cash/Investment Balance Comparison by Fiscal Year by Fund  
Active and Inactive Funds  
FY2004 through September 30, 2016
- 6 Overall Cash/Investment Balance Comparison by Month  
FY1985 through September 30, 2016
- 7 County Sales Tax ... Effective January 01, 1988  
Allocation Summary of Sales Tax Receipts  
1988 through September 30, 2016  
  
Statement of Repayment of Erroneous Receipt of Sales Tax  
1997 through September 30, 2016 ... 20 Year Payout; Final Payment FY2016
- 8 Hotel Occupancy Tax (HOT) ... Effective January 01, 2007  
Summary of HOT Receipts and Expenditures  
For the Period of January 01, 2007 through September 30, 2016
9. Certificates of Obligation Bonds ... Interest & Sinking  
Statement of Bond Redemptions & Interest Payment Schedule  
GO Refunding Bonds, Series 2010  
Refunding of COB Series 2001, Post Office & Clinic Building Properties



10. General Obligation Bonds ... Interest & Sinking  
Statement of Bond Redemptions & Interest Payment Schedule  
GOB Series 2013, Jail Construction Project
11. Lease / Purchase Finance Capital Equipment  
Statement of Principal & Interest Payment Schedule  
Road & Bridge Departments – Contract No 6451, December.2013
  - o Countywide
  - o Precinct No 1
  - o Precinct No 2
  - o Precinct No 3
  - o Precinct No 4
12. Public Property Finance ... Law Enforcement Radio System Upgrade  
Statement of Principal & Interest Payment Schedule  
Sheriff Office --- Contract No 6774, October.2014
13. District Clerk Trust Funds ... Statement of Holding in Trust Funds As Managed by County Treasurer  
As of September 30, 2016
14. County Clerk Trust Funds ... Statement of Holding in Trust Funds As Managed by County Treasurer  
As of September 30, 2016
15. Investment Performance Summary ... Certificate(s) of Deposit  
As of September 30, 2016
16. County Treasurer Portfolio Asset Summary by Investment Type  
As of September 30, 2016
17. County Portfolio Asset Summary vs Security Holdings  
As of September 30, 2016
18. Detailed Listing of Receipts to All Funds  
For September.2016
19. Detailed Listing of Disbursements from All Funds  
For September.2016
20. Detailed Listing of Electronic Funds Transfers from All Funds  
For September.2016
21. Detailed Listing of Interfund Allocations to/from All Funds  
For September.2016
22. Detailed Listing of Payroll Distribution All Funds  
For September.2016
23. Financial Summary Recap Affidavit  
As of September 30, 2016



## GILLESPIE COUNTY, TEXAS

### Cash and Investment Balances All Funds Managed by County Treasurer

For Period Ended September, 2016

FUNDS LISTING BY CATEGORY																																																																																																																						
<p><b>GENERAL and ROAD &amp; BRIDGE FUNDS</b>                      Maintenance &amp; Operating Funds</p> <table style="width: 100%; border-collapse: collapse;"> <tr> <td style="padding-left: 40px;">General Fund</td> <td style="text-align: right;">12,334,694.04</td> <td></td> </tr> <tr> <td style="padding-left: 20px;">Road &amp; Bridge Funds ...</td> <td></td> <td></td> </tr> <tr> <td style="padding-left: 40px;">County Wide</td> <td style="text-align: right;">348,372.04</td> <td></td> </tr> <tr> <td style="padding-left: 40px;">Precinct No 1</td> <td style="text-align: right;">299,702.39</td> <td></td> </tr> <tr> <td style="padding-left: 40px;">Precinct No 2</td> <td style="text-align: right;">306,892.17</td> <td></td> </tr> <tr> <td style="padding-left: 40px;">Precinct No 3</td> <td style="text-align: right;">298,810.08</td> <td></td> </tr> <tr> <td style="padding-left: 40px;">Precinct No 4</td> <td style="text-align: right;"><u>298,831.13</u></td> <td></td> </tr> <tr> <td style="padding-left: 20px;">Sub-total Road &amp; Bridge Funds</td> <td style="text-align: right;">1,552,607.81</td> <td style="text-align: right;"><u>13,887,301.85</u></td> </tr> </table> <p style="margin-top: 20px;"><b>SPECIAL REVENUE FUNDS</b></p> <table style="width: 100%; border-collapse: collapse;"> <tr> <td style="padding-left: 40px;">Law Library</td> <td style="text-align: right;">2,467.24</td> <td></td> </tr> <tr> <td style="padding-left: 20px;">Lateral Road ...</td> <td></td> <td></td> </tr> <tr> <td style="padding-left: 40px;">Precinct No 1</td> <td style="text-align: right;">13,291.39</td> <td></td> </tr> <tr> <td style="padding-left: 40px;">Precinct No 2</td> <td style="text-align: right;">25.04</td> <td></td> </tr> <tr> <td style="padding-left: 40px;">Precinct No 3</td> <td style="text-align: right;">6,658.22</td> <td></td> </tr> <tr> <td style="padding-left: 40px;">Precinct No 4</td> <td style="text-align: right;">0.00</td> <td></td> </tr> <tr> <td style="padding-left: 20px;">Sub-total Lateral Road Funds</td> <td style="text-align: right;">19,974.65</td> <td></td> </tr> <tr> <td style="padding-left: 40px;">Probate</td> <td style="text-align: right;">32,528.47</td> <td></td> </tr> <tr> <td style="padding-left: 40px;">Court Reporter Service</td> <td style="text-align: right;">3,248.11</td> <td></td> </tr> <tr> <td style="padding-left: 40px;">County Records Management</td> <td style="text-align: right;">69,004.06</td> <td></td> </tr> <tr> <td style="padding-left: 20px;">County Clerk Records Management</td> <td style="text-align: right;">117,867.78</td> <td></td> </tr> <tr> <td style="padding-left: 40px;">Sheriff Forfeiture</td> <td style="text-align: right;">41,956.71</td> <td></td> </tr> <tr> <td style="padding-left: 40px;">Sheriff Abandoned Vehicle</td> <td style="text-align: right;">1,206.15</td> <td></td> </tr> <tr> <td style="padding-left: 40px;">Sheriff Equitable Sharing</td> <td style="text-align: right;">1,206.61</td> <td></td> </tr> <tr> <td style="padding-left: 40px;">Justice Court Bldg Security</td> <td style="text-align: right;">31,719.70</td> <td></td> </tr> <tr> <td style="padding-left: 40px;">Courthouse Security</td> <td style="text-align: right;">17,774.07</td> <td></td> </tr> <tr> <td style="padding-left: 40px;">District Clerk Records Management</td> <td style="text-align: right;">8,791.19</td> <td></td> </tr> <tr> <td style="padding-left: 40px;">County &amp; District Court Technology</td> <td style="text-align: right;">20,360.61</td> <td></td> </tr> <tr> <td style="padding-left: 40px;">Occupancy Tax</td> <td style="text-align: right;">608,412.96</td> <td></td> </tr> <tr> <td style="padding-left: 40px;">Pretrial Intervention</td> <td style="text-align: right;">127,525.71</td> <td></td> </tr> <tr> <td style="padding-left: 40px;">Justice Court Technology</td> <td style="text-align: right;">121,167.37</td> <td></td> </tr> <tr> <td style="padding-left: 40px;">Airport Operating</td> <td style="text-align: right;">952,258.99</td> <td></td> </tr> <tr> <td style="padding-left: 40px;">LEOSE Training--Sheriff</td> <td style="text-align: right;">5,436.41</td> <td></td> </tr> <tr> <td style="padding-left: 40px;">LEOSE Training--Constable No 1</td> <td style="text-align: right;">8,702.83</td> <td></td> </tr> <tr> <td style="padding-left: 40px;">LEOSE Training--Constable No 2</td> <td style="text-align: right;">6,649.16</td> <td></td> </tr> <tr> <td style="padding-left: 40px;">Tax Assessor - M V I</td> <td style="text-align: right;"><u>106.75</u></td> <td style="text-align: right;"><u>2,198,365.53</u></td> </tr> </table> <p style="margin-top: 20px;"><b>SPECIAL REVENUE FUNDS ... GRANTS</b></p> <table style="width: 100%; border-collapse: collapse;"> <tr> <td style="padding-left: 40px;">Grants ... General, Energy Efficiency</td> <td style="text-align: right;">0.00</td> <td></td> </tr> <tr> <td style="padding-left: 20px;">Grants ... Law Enforcement, Emergency Services P25 Compliant Radio</td> <td style="text-align: right;">0.00</td> <td></td> </tr> <tr> <td style="padding-left: 40px;">PML Loan Star Library</td> <td style="text-align: right;">258.39</td> <td></td> </tr> <tr> <td style="padding-left: 40px;">PML PAC-Pug</td> <td style="text-align: right;">211.40</td> <td></td> </tr> <tr> <td style="padding-left: 40px;">Airport Capital Project Grant</td> <td style="text-align: right;"><u>15.18</u></td> <td style="text-align: right;"><u>484.97</u></td> </tr> </table>	General Fund	12,334,694.04		Road & Bridge Funds ...			County Wide	348,372.04		Precinct No 1	299,702.39		Precinct No 2	306,892.17		Precinct No 3	298,810.08		Precinct No 4	<u>298,831.13</u>		Sub-total Road & Bridge Funds	1,552,607.81	<u>13,887,301.85</u>	Law Library	2,467.24		Lateral Road ...			Precinct No 1	13,291.39		Precinct No 2	25.04		Precinct No 3	6,658.22		Precinct No 4	0.00		Sub-total Lateral Road Funds	19,974.65		Probate	32,528.47		Court Reporter Service	3,248.11		County Records Management	69,004.06		County Clerk Records Management	117,867.78		Sheriff Forfeiture	41,956.71		Sheriff Abandoned Vehicle	1,206.15		Sheriff Equitable Sharing	1,206.61		Justice Court Bldg Security	31,719.70		Courthouse Security	17,774.07		District Clerk Records Management	8,791.19		County & District Court Technology	20,360.61		Occupancy Tax	608,412.96		Pretrial Intervention	127,525.71		Justice Court Technology	121,167.37		Airport Operating	952,258.99		LEOSE Training--Sheriff	5,436.41		LEOSE Training--Constable No 1	8,702.83		LEOSE Training--Constable No 2	6,649.16		Tax Assessor - M V I	<u>106.75</u>	<u>2,198,365.53</u>	Grants ... General, Energy Efficiency	0.00		Grants ... Law Enforcement, Emergency Services P25 Compliant Radio	0.00		PML Loan Star Library	258.39		PML PAC-Pug	211.40		Airport Capital Project Grant	<u>15.18</u>	<u>484.97</u>	<p><b>CASH and INVESTMENTS</b></p>
General Fund	12,334,694.04																																																																																																																					
Road & Bridge Funds ...																																																																																																																						
County Wide	348,372.04																																																																																																																					
Precinct No 1	299,702.39																																																																																																																					
Precinct No 2	306,892.17																																																																																																																					
Precinct No 3	298,810.08																																																																																																																					
Precinct No 4	<u>298,831.13</u>																																																																																																																					
Sub-total Road & Bridge Funds	1,552,607.81	<u>13,887,301.85</u>																																																																																																																				
Law Library	2,467.24																																																																																																																					
Lateral Road ...																																																																																																																						
Precinct No 1	13,291.39																																																																																																																					
Precinct No 2	25.04																																																																																																																					
Precinct No 3	6,658.22																																																																																																																					
Precinct No 4	0.00																																																																																																																					
Sub-total Lateral Road Funds	19,974.65																																																																																																																					
Probate	32,528.47																																																																																																																					
Court Reporter Service	3,248.11																																																																																																																					
County Records Management	69,004.06																																																																																																																					
County Clerk Records Management	117,867.78																																																																																																																					
Sheriff Forfeiture	41,956.71																																																																																																																					
Sheriff Abandoned Vehicle	1,206.15																																																																																																																					
Sheriff Equitable Sharing	1,206.61																																																																																																																					
Justice Court Bldg Security	31,719.70																																																																																																																					
Courthouse Security	17,774.07																																																																																																																					
District Clerk Records Management	8,791.19																																																																																																																					
County & District Court Technology	20,360.61																																																																																																																					
Occupancy Tax	608,412.96																																																																																																																					
Pretrial Intervention	127,525.71																																																																																																																					
Justice Court Technology	121,167.37																																																																																																																					
Airport Operating	952,258.99																																																																																																																					
LEOSE Training--Sheriff	5,436.41																																																																																																																					
LEOSE Training--Constable No 1	8,702.83																																																																																																																					
LEOSE Training--Constable No 2	6,649.16																																																																																																																					
Tax Assessor - M V I	<u>106.75</u>	<u>2,198,365.53</u>																																																																																																																				
Grants ... General, Energy Efficiency	0.00																																																																																																																					
Grants ... Law Enforcement, Emergency Services P25 Compliant Radio	0.00																																																																																																																					
PML Loan Star Library	258.39																																																																																																																					
PML PAC-Pug	211.40																																																																																																																					
Airport Capital Project Grant	<u>15.18</u>	<u>484.97</u>																																																																																																																				

**GILLESPIE COUNTY, TEXAS**

**Cash and Investment Balances  
 All Funds Managed by County Treasurer**

**For Period Ended September, 2016**

FUNDS LISTING BY CATEGORY <small>(continued)</small>			
<b>CERTIFICATES OF OBLIGATION BONDS</b>			
and			
<b>GENERAL OBLIGATION BONDS</b>			
...			
<b>Operating Accounts</b>			
GOB Series 2013 ... Jail Project	<u>290,019.50</u>	<u>290,019.50</u>	
<b>CERTIFICATES OF OBLIGATION BONDS</b>			
and			
<b>GENERAL OBLIGATION BONDS</b>			
...			
<b>Interest &amp; Sinking Accounts</b>			
COB Series 2001/GOB Refunding Series 2010 ... Interest & Sinking	60,224.16		
GOB Series 2013 ... Interest & Sinking	<u>367,170.78</u>	<u>427,394.94</u>	
<b>TRUST and AGENCY FUNDS</b>			
Criminal Justice	54,932.91		
Waste Water (State Fee)	730.00		
County Attorney Hot Check	7,577.51		
McDermott (PML)	110,471.53		
Breiten (PML)	201,971.34		
Justice Of The Peace No. 1	35,430.40		
Justice Of The Peace No. 2	15,777.64		
Appellate Judicial System	1,156.16		
Alternative Dispute Resolution	1,857.31		
Unclaimed Monies	57,058.39		
County Clerk Operating	54,774.79		
District Clerk Operating	48,925.35		
Light Up The Block	<u>0.00</u>	<u>590,663.33</u>	<u>17,394,230.12</u>
<b>FUNDS PENDING RELEASE</b>			
Check(s) pending release	0.00		
EFT(s) pending release	<u>0.00</u>	<u>0.00</u>	<u>0.00</u>
<b>CHANGE FUNDS</b>			
General Fund (F.10) ... cash provider to various offices	3,000.00		
Sheriff Seizure Fund (F.30)	1,750.00		
County Attorney Hot Check Fund (F.80)	<u>50.00</u>	<u>4,800.00</u>	<u>4,800.00</u>



**GILLESPIE COUNTY, TEXAS**

**Cash and Investment Balances  
 All Funds Managed by County Treasurer**

**For Period Ended September, 2016**

FUNDS LISTING BY CATEGORY <small>(continued)</small>				
<b>UNALLOCATED MONIES</b>				
<b>Checking Accounts</b>				
Justice of Peace No 2 Checking...unaccountable funds from 02.28.1999 ... date check book was turned over to County Treasurer	(98.56)			
Justice of Peace No 2 Checking...credit card payment pending	324.00			
Justice of Peace No 2 Checking...credit card reversal pending	110.00			
Justice of Peace No 2 Checking...credit card pending	237.42			
Justice of Peace No 1 Checking...credit card payment pending	1,250.00			
General Checking...	0.00			
District Clerk Checking...	0.00			
County Attorney Hot Check Checking...	0.00			
COB 2001/REF 2010 Checking...	0.00			
GOB 2013 Project Checking...	0.00			
Appellate Checking...	0.00			
County Clerk Checking...IPP pending	21.00	<u>1,843.86</u>		
<b>Investment Pools ... Investment Service For Public Funds</b>				
TexPool ... General	0.00			
TexPool ... COB Series 2001/GOB Series 2010 Interest & Sinking	0.00			
TexPool ... GOB Series 2013 Jail Project	0.00			
Texas Class ... GOB Series 2013 Jail Project	<u>0.00</u>	<u>0.00</u>		
<b>Other Unallocated Funds</b>				
none reported	<u>0.00</u>	<u>0.00</u>	<u>1,843.86</u>	<u>17,400,873.98</u>

## GILLESPIE COUNTY, TEXAS

### Cash and Investment Balances All Funds Managed by County Treasurer

For Period Ended September, 2016

CHECKING and INVESTMENT ACCOUNTS			
CHECKING ACCOUNTS			
GENERAL OPERATING ... Interest Bearing Checking	(156.03)		
Cash On Hand	0.00		
Deposit In Process	35,563.62		
Deposit In Process	24,278.46		
Deposit In Process	71.00		
Deposit In Process	15.00		
Deposit In Process	19,266.65		
Online Transfer	(57.07)		
Online Transfer	(307.97)		
Online Transfer	(70.00)		
Online Transfer	(65.25)		
Online Transfer	(100.00)		
Outstanding Financial Checks	(141,667.99)		
Outstanding Payroll Checks	(1,252.63)		
Check(s) pending release	0.00		(64,482.21)
GENERAL OPERATING ... Interest Bearing Sweep Account			
Sweep of General Operating Checking	8,032,700.61		8,032,700.61
COB Series 2001 / GORefuding Series 2010 INTEREST & SINKING Checking	1.00		
Cash On Hand	0.00		
Online Transfer	57.07		
Online Transfer	0.00		
Outstanding Checks	0.00		58.07
COB Series 2001 / GORefuding Series 2010 INTEREST & SINKING ...			
Interest Bearing Sweep Account			
Sweep of General Operating Checking	59,453.41		59,453.41
COUNTY ATTORNEY HOT CHECK ... Interest Bearing Checking	12,196.34		
Cash On Hand	0.00		
Deposit In Process	135.00		
Online Transfer	0.00		
Outstanding Checks	(4,753.83)		7,577.51
APPELLATE JUDICIAL ... Interest Bearing Checking	920.91		
Cash On Hand	0.00		
Deposit In Process	0.00		
Online Transfer	70.00		
Online Transfer	65.25		
Online Transfer	100.00		
Outstanding Checks	0.00		1,156.16
JUSTICE OF THE PEACE No 1 ... Interest Bearing Checking	63,306.73		
Cash On Hand	0.00		
Deposit In Process	529.00		
Online Transfer	0.00		
Outstanding Checks	(27,155.33)		36,680.40



## GILLESPIE COUNTY, TEXAS

### Cash and Investment Balances All Funds Managed by County Treasurer

For Period Ended September, 2016

CHECKING and INVESTMENT ACCOUNTS <small>(continued)</small>			
<b>CHECKING ACCOUNTS ... Continued</b>			
JUSTICE OF THE PEACE No 2 ... Interest Bearing Checking	33,231.21		
Cash On Hand	0.00		
Deposit In Process	325.00		
Deposit In Process ... bank internal correction	50.00		
Online Transfer	0.00		
Outstanding Checks	<span style="color: red;">(17,255.71)</span>	<u>16,350.50</u>	
COUNTY CLERK ... Interest Bearing Checking	52,237.21		
Cash On Hand	0.00		
Deposit In Process	2,650.00		
Deposit In Process	440.00		
Deposit In Process	0.00		
Online Transfer	0.00		
Outstanding Checks...checks outstanding prior to 10.01.2009	<span style="color: red;">(108.50)</span>		
Outstanding Checks...outstanding checks post 09.30.2009	<span style="color: red;">(422.92)</span>	<u>54,795.79</u>	
DISTRICT CLERK ... Interest Bearing Checking	84,204.31		
Cash On Hand	0.00		
Deposit In Process	128.75		
Online Transfer	0.00		
Outstanding Checks...checks outstanding prior to 10.01.2009	<span style="color: red;">(4,361.86)</span>		
Outstanding Checks...outstanding checks post 09.30.2009	<span style="color: red;">(31,045.85)</span>	<u>48,925.35</u>	
GOB SERIES 2013 - Jail Project ... Interest Bearing Checking	1.00		
Cash On Hand	0.00		
Online Transfer	0.00		
Deposit In Process	0.00		
Outstanding Checks	<span style="color: red;">(5,542.88)</span>	<span style="color: red;">(5,541.88)</span>	
GOB SERIES 2013 - Jail Project ... Interest Bearing Sweep Account			
Sweep of GOB 2013 Jail Project Checking	<u>42,587.06</u>	<u>42,587.06</u>	
GOB SERIES 2013 - Interest & Sinking ... Interest Bearing Checking	1.00		
Cash On Hand	0.00		
Online Transfer	307.97		
Online Transfer	0.00		
Online Transfer	0.00		
Outstanding Checks	<u>0.00</u>	<u>308.97</u>	
GOB SERIES 2013 - Interest & Sinking ... Interest Bearing Sweep Account			
Sweep of GOB 2013 Interest & Sinking Sweep	<u>366,861.81</u>	<u>366,861.81</u>	<u>8,597,431.55</u>

## GILLESPIE COUNTY, TEXAS

### Cash and Investment Balances All Funds Managed by County Treasurer

For Period Ended September, 2016

#### CHECKING and INVESTMENT ACCOUNTS (continued)

##### TIME CERTIFICATE OF DEPOSIT(s)

All General Fund (10.) Investments

##### Blanco National Bank

BNB CD .. 0.45% per annum, paid monthly .. 11.07.2016 maturity	100,000.00	
BNB CD .. 0.45% per annum, paid monthly .. 02.11.2017 maturity	100,000.00	
BNB CD .. 0.45% per annum, paid monthly .. 01.02.2017 maturity	100,000.00	
BNB CD .. 0.45% per annum, paid monthly .. 07.19.2017 maturity	100,000.00	
BNB CD .. 0.45% per annum, paid monthly .. 03.07.2017 maturity	100,000.00	
BNB CD .. 0.45% per annum, paid monthly .. 09.07.2017 maturity	100,000.00	
BNB CD .. 0.45% per annum, paid monthly .. 10.07.2016 maturity	100,000.00	
BNB CD .. 0.45% per annum, paid monthly .. 05.28.2017 maturity	100,000.00	
BNB CD .. 0.45% per annum, paid monthly .. 05.28.2017 maturity	100,000.00	
BNB CD .. 0.45% per annum, paid monthly .. 08.02.2017 maturity	100,000.00	
BNB CD .. 0.45% per annum, paid monthly .. 11.02.2016 maturity	100,000.00	
BNB CD .. 0.45% per annum, paid monthly .. 12.02.2016 maturity	100,000.00	
BNB CD .. 0.45% per annum, paid monthly .. 04.18.2017 maturity	100,000.00	
BNB CD .. 0.45% per annum, paid monthly .. 11.22.2016 maturity	100,000.00	
BNB CD .. 0.45% per annum, paid monthly .. 01.30.2017 maturity	100,000.00	
BNB CD .. 0.45% per annum, paid monthly .. 01.30.2017 maturity	100,000.00	
BNB CD .. 0.45% per annum, paid monthly .. 03.05.2017 maturity	100,000.00	
BNB CD .. 0.45% per annum, paid monthly .. 04.01.2017 maturity	100,000.00	
BNB CD .. 0.45% per annum, paid monthly .. 12.01.2016 maturity	100,000.00	
BNB CD .. 0.45% per annum, paid monthly .. 04.01.2017 maturity	100,000.00	
BNB CD .. 0.45% per annum, paid monthly .. 04.01.2017 maturity	100,000.00	
BNB CD .. 0.45% per annum, paid monthly .. 04.15.2017 maturity	100,000.00	
BNB CD .. 0.45% per annum, paid monthly .. 06.01.2017 maturity	100,000.00	
BNB CD .. 0.45% per annum, paid monthly .. 06.15.2017 maturity	<u>100,000.00</u>	<u>2,400,000.00</u>

##### Security State Bank & Trust (County Depository)

SSB&T CD .. 0.35% per annum, paid monthly .. 02.11.2017 maturity	100,000.00	
SSB&T CD .. 0.35% per annum, paid monthly .. 05.02.2017 maturity	100,000.00	
SSB&T CD .. 0.35% per annum, paid monthly .. 02.28.2017 maturity	100,000.00	
SSB&T CD .. 0.35% per annum, paid monthly .. 10.29.2016 maturity	100,000.00	
SSB&T CD .. 0.35% per annum, paid monthly .. 03.04.2017 maturity	250,000.00	
SSB&T CD .. 0.35% per annum, paid monthly .. 04.01.2017 maturity	500,000.00	
SSB&T CD .. 0.40% per annum, paid monthly .. 07.01.2017 maturity	500,000.00	
SSB&T CD .. 0.35% per annum, paid monthly .. 10.01.2016 maturity	500,000.00	
SSB&T CD .. 0.35% per annum, paid monthly .. 01.01.2017 maturity	<u>500,000.00</u>	<u>2,650,000.00</u> <u>5,050,000.00</u>



**GILLESPIE COUNTY, TEXAS**  
**Cash and Investment Balances**  
**All Funds Managed by County Treasurer**  
**For Period Ended September, 2016**

CHECKING and INVESTMENT ACCOUNTS (continued)				
<b>INVESTMENT POOLS ... Investment Service For Public Funds</b>				
<b>TexPool</b>				
GENERAL ... Multi-Fund Account	3,494,955.43			
Deposit In Process	0.00			
Monies In Transit	<u>0.00</u>	<u>3,494,955.43</u>		
COB SERIES 2001/GORefunding SERIES 2010 ... Interest & Sinking	712.68			
Deposit In Process	0.00			
Monies In Transit	<u>0.00</u>	<u>712.68</u>		
GOB SERIES 2013 ... Jail Project	0.00			
Deposit In Process	0.00			
Monies In Transit	<u>0.00</u>	<u>0.00</u>		
TexPool sub-total			<u>3,495,668.11</u>	
<b>Texas Class</b>				
GOB SERIES 2013 ... Jail Project	252,974.32			
Deposit In Process	0.00			
Monies In Transit	<u>0.00</u>	<u>252,974.32</u>	<u>3,748,642.43</u>	
<b>CHANGE FUNDS</b>				
<b>Under General Fund (F.10)</b>				
Tax Office ... Teller Drawers (4)	1,200.00			
Tax Office ... Office Administration	0.00			
County Clerk	100.00			
District Clerk	100.00			
Justice of Peace No 1	200.00			
Justice of Peace No 2	200.00			
Pioneer Memorial Library	100.00			
Sheriff ... Administration	50.00			
Sheriff ... Jail Operations	50.00			
County Treasurer	1,000.00			
County Warehouse	<u>0.00</u>	<u>3,000.00</u>		
<b>Under Sheriff Seizure (F.30)</b>				
Sheriff ... Administrative Office	<u>1,750.00</u>	<u>1,750.00</u>		
<b>Under County Attorney Hot Check (F.80)</b>				
County Attorney	<u>50.00</u>	<u>50.00</u>	<u>4,800.00</u>	<b>17,400,873.98</b>


## GILLESPIE COUNTY, TEXAS

### Cash and Investment Balances All Funds Managed by County Treasurer

For Period Ended September, 2016

DISTRICT CLERK HOLDING					
HOLDING ACCOUNT (s)		CASH and INVESTMENTS			
holding account(s)	<u>18,073.71</u>	<u>18,073.71</u>	<u>18,073.71</u>	<u>18,073.71</u>	<u>18,073.71</u>
<b>INVESTMENT POOLS ... Investment Service For Public Funds</b>					
TEXPOOL ... DISTRICT CLERK HOLDING	18,073.71				
Deposit In Process	0.00				
Monies In Transit	<u>0.00</u>	<u>18,073.71</u>	<u>18,073.71</u>	<u>18,073.71</u>	<u>18,073.71</u>

COUNTY CLERK HOLDING					
HOLDING ACCOUNT (s)		CASH and INVESTMENTS			
holding account(s)	<u>120,892.46</u>	<u>120,892.46</u>	<u>120,892.46</u>	<u>120,892.46</u>	<u>120,892.46</u>
<b>INVESTMENT POOLS ... Investment Service For Public Funds</b>					
TEXPOOL ... COUNTY CLERK HOLDING	120,892.46				
Deposit In Process	0.00				
Monies In Transit	<u>0.00</u>	<u>120,892.46</u>	<u>120,892.46</u>	<u>120,892.46</u>	<u>120,892.46</u>



Laura Lundquist, CCT, CJO  
 Gillespie County Treasurer  
 Gillespie County, Texas



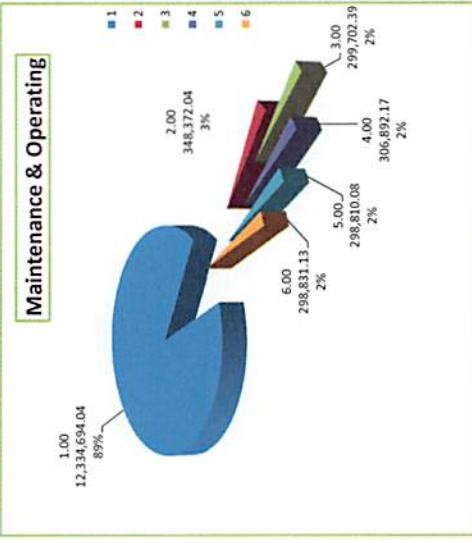
**GILLESPIE COUNTY, TEXAS**  
**STATEMENT OF**  
**Receipts, Disbursements, Electronic Funds Transfers, Payroll, Interfund Allocations, Adjustments, and Time Investments**  
**of County Funds Managed by County Treasurer**

For the Period Ended September 30, 2016

For Current Account Period	Cash Balance as of 08.31.2016	Receipts	Disbursements	Electronic Fund Transfers	Payroll	Total Disbursements	Interfund Allocations In	Interfund Allocations Out	FY2016 Adjustments	FY2015 Adjustments	Cash Balances as of 09.30.2016	Time Investments	Adjusted Cash Balance as of 09.30.2016	For Current Account Period
<b>GENERAL and ROAD &amp; BRIDGE ... Maintenance &amp; Operating Funds</b>														
F10 General	12,943,381.39	526,540.75	599,360.99	240,060.22	287,917.88	1,127,339.09			(7,889.01)		12,334,694.04	5,050,000.00	7,284,694.04	F10 General
<b>Road &amp; Bridge Funds</b>														<b>Road &amp; Bridge Funds</b>
F15 County Wide	1,385,655.86	45,005.58	18,693.51		2,223.41	20,916.92		1,051,096.00	(276.48)		348,372.04		348,372.04	F15 County Wide
F16 Precinct No 1	57,227.19	0.00	56,427.58		24,522.27	80,949.85	324,506.00		(1,080.95)		299,702.39		299,702.39	F16 Precinct No 1
F17 Precinct No 2	78,978.57	14.77	35,802.41		13,594.94	49,397.35	270,663.00		6,633.18		306,892.17		306,892.17	F17 Precinct No 2
F18 Precinct No 3	143,105.03	39.36	33,787.60		19,366.11	53,153.71	210,268.00		(1,448.60)		298,810.08		298,810.08	F18 Precinct No 3
F19 Precinct No 4	69,604.85	18.24	12,372.10		12,466.07	24,838.17	255,659.00		(1,612.79)		298,831.13		298,831.13	F19 Precinct No 4
Sub-Total R&B	1,734,571.50	45,077.95	157,083.20	0.00	72,172.80	229,256.00	1,061,096.00	1,061,096.00	2,214.36	0.00	1,552,607.81	0.00	1,552,607.81	Sub-Total R&B
<b>Sub-Totals General / Road &amp; Bridge ... Maintenance &amp; Operating Funds</b>	<b>14,677,952.89</b>	<b>571,618.70</b>	<b>756,444.19</b>	<b>240,060.22</b>	<b>360,090.68</b>	<b>1,356,595.09</b>	<b>1,061,096.00</b>	<b>1,061,096.00</b>	<b>(5,674.65)</b>	<b>0.00</b>	<b>13,887,301.85</b>	<b>5,050,000.00</b>	<b>8,657,301.85</b>	<b>Sub-Totals General / Road &amp; Bridge ... Maintenance &amp; Operating Funds</b>

**Maintenance & Operating Cash Balances by Fund As of September 30, 2016**

General Fund	F15 County Wide	F16 Precinct No 1	F17 Precinct No 2	F18 Precinct No 3	F19 Precinct No 4
12,334,694.04	348,372.04	299,702.39	306,892.17	298,810.08	298,831.13
					13,887,301.85



**GILLESPIE COUNTY, TEXAS  
STATEMENT OF  
Receipts, Disbursements, Electronic Funds Transfers, Payroll, Interfund Allocations, Adjustments, and Time Investments  
of County Funds Managed by County Treasurer  
For the Period Ended September 30, 2016**

For Current	Cash	Receipts	Disbursements	Fund Transfers	Payroll	Total	Interfund Allocations	In	Interfund Allocations	Out	Adjustments	FY2015	Cash	Adjusted	For Current	Account Period
Balance	as of	as of	as of	as of	as of	as of	as of	as of	as of	as of	as of	as of	as of	as of	as of	as of
08.31.2016	09.30.2016	09.30.2016	09.30.2016	09.30.2016	09.30.2016	09.30.2016	09.30.2016	09.30.2016	09.30.2016	09.30.2016	09.30.2016	09.30.2016	09.30.2016	09.30.2016	09.30.2016	09.30.2016

SPECIAL REVENUE																
F20 Law Library	3,414.16	1,645.58	2,592.50			2,592.50							2,467.24	2,467.24		F20 Law Library
F21 Lateral Road Precinct																F21 Lateral Road Precinct
Depts																Depts
Precinct No 1	13,291.39		0.00			0.00							13,291.39	13,291.39		Precinct No 1
Precinct No 2	6,658.22		0.00			0.00							25.04	25.04		Precinct No 2
Precinct No 3	6,658.22		0.00			0.00							6,658.22	6,658.22		Precinct No 3
Precinct No 4	0.00		0.00			0.00							0.00	0.00		Precinct No 4
F24 Probate	32,252.47		0.00			0.00							32,252.47	32,252.47		F24 Probate
F25 Court Reporter	2,752.36	495.75	626.80			626.80							3,248.11	3,248.11		F25 Court Reporter
F28 County Records Mgmt	68,121.84	882.22	0.00			0.00							69,004.06	69,004.06		F28 County Records Mgmt
F29 County Clerk Records	148,812.79	7,185.00	38,130.01			38,130.01							117,867.78	117,867.78		F29 County Clerk Records
F30 Sheriff Forfeiture	43,572.09	17.75	0.00			0.00							41,956.71	41,956.71		F30 Sheriff Forfeiture
F93 Sheriff Abandoned Vehicle	1,205.65	0.50	0.00			0.00							1,206.15	1,206.15		F93 Sheriff Abandoned Vehicle
F31 Justice Court Bldg Security	31,541.43	178.27	0.00			0.00							31,719.70	31,719.70		F31 Justice Court Bldg Security
F32 Courthouse Security	1,390.80	1,572.66	59.63			59.63							17,774.07	17,774.07		F32 Courthouse Security
F34 District Clerk Records Mgmt	8,595.94	195.25	0.00			0.00							8,791.19	8,791.19		F34 District Clerk Records Mgmt
F35 County & District Courts Technology	19,927.27	433.34	0.00			0.00							20,360.61	20,360.61		F35 County & District Courts Technology
F36 Occupancy Tax	602,169.75	6,243.21	0.00			0.00							608,412.96	608,412.96		F36 Occupancy Tax
F37 Pretrial Intervention	127,025.71	500.00	0.00			0.00							127,525.71	127,525.71		F37 Pretrial Intervention
F51 Justice Court	120,434.12	733.25	0.00			0.00							121,167.37	121,167.37		F51 Justice Court
F72 Airport Operating	951,883.93	15,755.73	16,841.78			16,841.78							952,258.99	952,258.99		F72 Airport Operating
F78 LEOSE-Sheriff	7,559.91		0.00			0.00							5,436.41	5,436.41		F78 LEOSE-Sheriff
F79 LEOSE-Constable 1	8,702.83		0.00			0.00							8,702.83	8,702.83		F79 LEOSE-Constable 1
F82 LEOSE-Constable 2	6,649.16		0.00			0.00							6,649.16	6,649.16		F82 LEOSE-Constable 2
F81 Tax Assessor-M V I	106.75		0.00			0.00							106.75	106.75		F81 Tax Assessor-M V I
F40 Sheriff Equitable Sharing	1,206.11	0.50	0.00			0.00							1,206.61	1,206.61		F40 Sheriff Equitable Sharing
Sub-Totals	2,213,932.90	36,115.01	51,847.92			58,250.72							2,198,365.53	2,198,365.53		Sub-Totals
Special Revenue													0.00	0.00		Special Revenue



**GILLESPIE COUNTY, TEXAS**  
**STATEMENT OF**  
**Receipts, Disbursements, Electronic Funds Transfers, Payroll, Interfund Allocations, Adjustments, and Time Investments**  
**of County Funds Managed by County Treasurer**

For the Period Ended September 30, 2016

For Current Account Period	Cash Balance as of 08.31.2016	Receipts	Disbursements	Electronic Fund Transfers	Payroll	Total Disbursements	Interfund Allocations In	Interfund Allocations Out	FY2016 Adjustments	FY2015 YE Adjustments	Cash Balances as of 09.30.2016	Time Investments	Adjusted Cash Balance as of 09.30.2016	For Current Account Period
----------------------------	----------------------------------	----------	---------------	---------------------------	---------	---------------------	--------------------------	---------------------------	--------------------	-----------------------	-----------------------------------	------------------	---	----------------------------

SPECIAL REVENUE ... GRANTS														SPECIAL REVENUE ... GRANTS
F11 Grants ... General - Energy Efficiency	0.00					0.00					0.00		0.00	F11 Grants ... General - Energy Efficiency
F11 Grants ... Law Enforcement, Emergency Services P25 Compliant Radio	0.00					0.00					0.00		0.00	F11 Grants ... Law Enforcement, Emergency Services P25 Compliant Radio
F54 PML ... Loan Star Grant	258.39					0.00					258.39		258.39	F54 PML ... Loan Star Grant
F54 PML ... PAC-HUG Grant	211.40					0.00					211.40		211.40	F54 PML ... PAC-HUG Grant
F71 Airport Capital Project Grant	15.18					0.00				0.00	15.18		15.18	F71 Airport Capital Project Grant
<b>Sub-Totals Special Revenue .. Grants</b>	<b>484.97</b>	<b>0.00</b>	<b>0.00</b>	<b>0.00</b>	<b>0.00</b>	<b>0.00</b>	<b>0.00</b>	<b>0.00</b>	<b>0.00</b>	<b>0.00</b>	<b>484.97</b>	<b>0.00</b>	<b>484.97</b>	<b>Sub-Totals Special Revenue .. Grants</b>

CERTIFICATES OF OBLIGATION BONDS and GENERAL OBLIGATION BONDS ... Project Operating Accounts														CERTIFICATES OF OBLIGATION BONDS and GENERAL OBLIGATION BONDS ... Project Operating Accounts
F61 GOB Series 2013 ... Jail Project	295,385.60	176.78	5,542.88			5,542.88					290,019.50		290,019.50	F61 GOB Series 2013 ... Jail Project
<b>Sub-Totals COB ... GOB Operating</b>	<b>295,385.60</b>	<b>176.78</b>	<b>5,542.88</b>	<b>0.00</b>	<b>0.00</b>	<b>5,542.88</b>	<b>0.00</b>	<b>0.00</b>	<b>0.00</b>	<b>0.00</b>	<b>290,019.50</b>	<b>0.00</b>	<b>290,019.50</b>	<b>Sub-Totals COB ... GOB Operating</b>

CERTIFICATES OF OBLIGATION BONDS and GENERAL OBLIGATION BONDS ... Interest & Sinking Accounts														CERTIFICATES OF OBLIGATION BONDS and GENERAL OBLIGATION BONDS ... Interest & Sinking Accounts
F82 GOB Series 2013 ... Interest & Sinking	362,495.94	4,674.84				0.00					367,170.78		367,170.78	F82 GOB Series 2013 ... Interest & Sinking
F53 COB Series 2001 / GOB Refunding Series 2013 ... Interest & Sinking	59,331.47	892.69				0.00					60,224.16		60,224.16	F53 COB Series 2001 / GOB Refunding Series 2013 ... Interest & Sinking
<b>Sub-Totals COB ... GOB I&amp;S</b>	<b>421,827.41</b>	<b>5,567.53</b>	<b>0.00</b>	<b>0.00</b>	<b>0.00</b>	<b>0.00</b>	<b>0.00</b>	<b>0.00</b>	<b>0.00</b>	<b>0.00</b>	<b>427,394.94</b>	<b>0.00</b>	<b>427,394.94</b>	<b>Sub-Totals COB ... GOB I&amp;S</b>

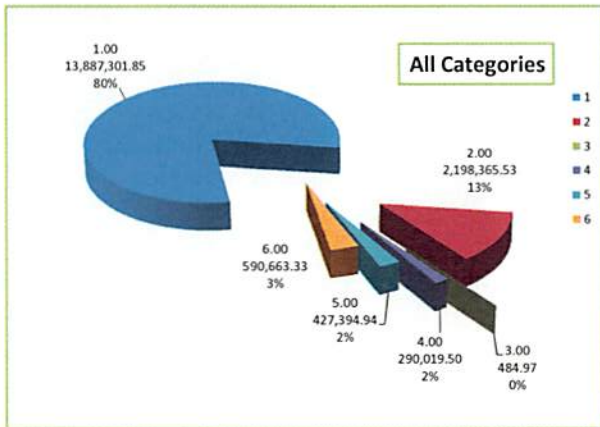
**GILLESPIE COUNTY, TEXAS**  
**STATEMENT OF**  
**Receipts, Disbursements, Electronic Funds Transfers, Payroll, Interfund Allocations, Adjustments, and Time Investments**  
**of County Funds Managed by County Treasurer**

**For the Period Ended September 30, 2016**

For Current Account Period	Cash Balance as of 08.31.2016	Receipts	Disbursements	Electronic Fund Transfers	Payroll	Total Disbursements	Interfund Allocations In	Interfund Allocations Out	FY2016 Adjustments	FY2015 YE Adjustments	Cash Balances as of 09.30.2016	Time Investments	Adjusted Cash Balance as of 09.30.2016	For Current Account Period
----------------------------	-------------------------------	----------	---------------	---------------------------	---------	---------------------	--------------------------	---------------------------	--------------------	-----------------------	--------------------------------	------------------	--	----------------------------

TRUST and AGENCY														
F22 Criminal Justice	26,334.23	28,598.68				0.00					54,932.91		54,932.91	F22 Criminal Justice
F27 Waste Water	530.00	200.00				0.00					730.00		730.00	F27 Waste Water
F80 County Attorney Hot Check	10,275.21	1,842.06	4,539.76			4,539.76					7,577.51		7,577.51	F80 County Attorney Hot Check
F89 McDermott (PML)	110,426.54	44.99				0.00					110,471.53		110,471.53	F89 McDermott (PML)
F92 Breiten (PML)	205,370.17	82.62	2,587.76			2,587.76			(893.69)		201,971.34		201,971.34	F92 Breiten (PML)
F85 Justice Of Peace 1	42,173.64	19,956.19	26,699.43			26,699.43					35,430.40		35,430.40	F85 Justice Of Peace 1
F86 Justice Of Peace 2	17,683.23	15,124.12	17,029.71			17,029.71					15,777.64		15,777.64	F86 Justice Of Peace 2
F83 Appellate Judicial	920.87	235.29				0.00					1,156.16		1,156.16	F83 Appellate Judicial
F84 Alternative Dispute Resolution	1,256.81	600.50				0.00					1,857.31		1,857.31	F84 Alternative Dispute Resolution
F90 Unclaimed Monies	54,211.45	2,846.94				0.00					57,058.39		57,058.39	F90 Unclaimed Monies
F94 County Clerk Operating	49,186.37	53,713.79	48,125.37			48,125.37					54,774.79		54,774.79	F94 County Clerk Operating
F95 District Clerk Operating	50,004.73	18,187.27	19,266.65			19,266.65					48,925.35		48,925.35	F95 District Clerk Operating
<b>Sub-Totals Trust and Agency</b>	<b>568,373.25</b>	<b>141,432.45</b>	<b>118,248.68</b>	<b>0.00</b>	<b>0.00</b>	<b>118,248.68</b>	<b>0.00</b>	<b>0.00</b>	<b>(893.69)</b>	<b>0.00</b>	<b>590,663.33</b>	<b>0.00</b>	<b>590,663.33</b>	<b>Sub-Totals Trust and Agency</b>

<b>TOTALS ALL FUNDS</b>	<b>18,177,957.02</b>	<b>754,910.47</b>	<b>932,083.67</b>	<b>240,060.22</b>	<b>366,493.48</b>	<b>1,538,637.37</b>	<b>1,061,096.00</b>	<b>1,061,096.00</b>	<b>0.00</b>	<b>0.00</b>	<b>17,394,230.12</b>	<b>5,050,000.00</b>	<b>12,344,230.12</b>	<b>TOTALS ALL FUNDS</b>
-------------------------	----------------------	-------------------	-------------------	-------------------	-------------------	---------------------	---------------------	---------------------	-------------	-------------	----------------------	---------------------	----------------------	-------------------------



**Cash Balances by Category**  
**As of September 30, 2016**

1	13,887,301.85	Maintenance & Operating
2	2,198,365.53	Special Revenue
3	484.97	Special Revenue ... Grants
4	290,019.50	Certificates of Obligation Bonds & General Obligation Bonds ... Project Operating
5	427,394.94	Certificates of Obligation Bonds & General Obligation Bonds ... Interest & Sinking
6	<u>590,663.33</u>	Trust and Agency
	<b>17,394,230.12</b>	



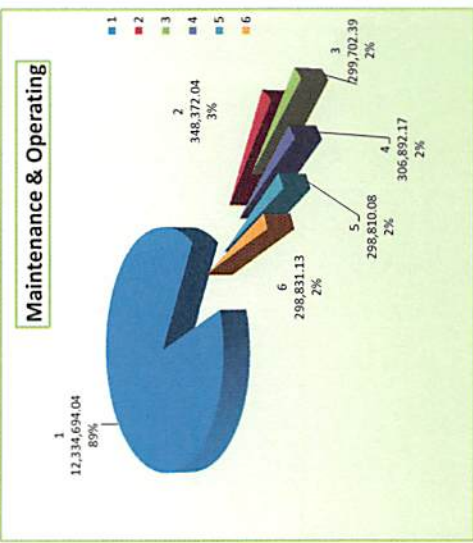
**GILLESPIE COUNTY, TEXAS**  
**STATEMENT OF**  
**Receipts, Disbursements, Electronic Funds Transfers, Payroll, Interfund Allocations, Adjustments, and Time Investments**  
**of County Funds Managed by County Treasurer**

Fiscal Year to Date as of Period Ended September 30, 2016

For Current Account Period	Cash Balance as of 09.30.2015	Receipts	Disbursements	Electronic Fund Transfers	Payroll	Total Disbursements	Interfund Allocations In	Interfund Allocations Out	FY2016 Adjustments	FY2015 Adjustments	Cash Balances as of 09.30.2016	Time Investments	Adjusted Cash Balance as of 09.30.2016	For Current Account Period
<b>GENERAL and ROAD &amp; BRIDGE Maintenance &amp; Operating Funds</b>														
F10 General	10,425,972.66	15,277,118.38	6,656,010.98	3,088,748.92	3,615,748.09	13,360,507.99			(7,889.01)		12,334,694.04	5,050,000.00	7,284,694.04	F10 General
Road & Bridge Funds														Road & Bridge Funds
F15 County Wide	341,842.65	2,689,183.71	268,505.33		30,276.51	298,781.84		2,383,596.00	(276.48)		348,372.04		348,372.04	F15 County Wide
F16 Precinct No 1	268,572.55	3,947.29	436,165.89		204,576.61	640,742.50	669,006.00		(1,080.95)		299,702.39		299,702.39	F16 Precinct No 1
F17 Precinct No 2	267,713.97	853.98	332,684.18		194,287.78	526,971.96	558,663.00		6,633.18		306,892.17		306,892.17	F17 Precinct No 2
F18 Precinct No 3	268,676.90	685.02	307,026.38		235,344.86	542,371.24	573,268.00		(1,448.60)		298,810.08		298,810.08	F18 Precinct No 3
F19 Precinct No 4	269,015.94	4,240.98	328,033.58		227,438.42	555,472.00	582,659.00		(1,612.79)		298,831.13		298,831.13	F19 Precinct No 4
Sub-Total R&B	1,415,822.01	2,695,910.98	1,672,415.36	0.00	891,924.16	2,564,339.54	2,383,596.00	2,383,596.00	2,214.36	0.00	1,552,607.81	0.00	1,552,607.81	Sub-Total R&B
<b>Sub-Totals General / Road &amp; Bridge Maintenance &amp; Operating Funds</b>	<b>11,841,794.67</b>	<b>17,976,029.36</b>	<b>8,328,426.34</b>	<b>3,088,748.92</b>	<b>4,507,672.27</b>	<b>15,924,847.53</b>	<b>2,383,596.00</b>	<b>2,383,596.00</b>	<b>(5,674.65)</b>	<b>0.00</b>	<b>13,887,301.85</b>	<b>5,050,000.00</b>	<b>8,837,301.85</b>	<b>General / Road &amp; Bridge Maintenance &amp; Operating Funds</b>

**Maintenance & Operating Cash Balances by Fund As of September 30, 2016**

General Fund	F15 County Wide	F16 Precinct No 1	F17 Precinct No 2	F18 Precinct No 3	F19 Precinct No 4
12,334,694.04	348,372.04	299,702.39	306,892.17	298,810.08	298,831.13
<b>13,887,301.85</b>					





**STATEMENT OF  
GILLESPIE COUNTY, TEXAS  
of County Funds Managed by County Treasurer  
Receipts, Disbursements, Electronic Funds Transfers, Payroll, Interfund Allocations, Adjustments, and Time Investments**

**Fiscal Year to Date as of Period Ended September 30, 2016**

Account Period For Current	Cash Balance as of	Receipts	Disbursements	Electronic Funds Transfers	Payroll	Total Disbursements	Interfund Allocations In	Interfund Allocations Out	Adjustments FY2016	Adjustments YE FY2015	Cash Balances as of	Investments Time	Cash Balance Adjusted as of	Account Period For Current
09.30.2015											09.30.2016			09.30.2016

SPECIAL REVENUE														
F20 Law Library	7,760.46	15,785.65	21,078.87			21,078.87					2,467.24		2,467.24	F20 Law Library
F21 Lateral Road Precinct														F21 Lateral Road Precinct
Depts														Depts
Precinct No 1	6,633.18	6,658.22	0.00			0.00					13,291.40		13,291.40	Precinct No 1
Precinct No 2	0.00	6,658.21	0.00			0.00			(6,633.18)		25.03		25.03	Precinct No 2
Precinct No 3	0.00	6,658.22	0.00			0.00					6,658.22		6,658.22	Precinct No 3
Precinct No 4	0.00	6,658.22	6,658.22			6,658.22					0.00		0.00	Precinct No 4
F24 Probate	29,772.98	3,484.95	729.46			729.46					32,528.47		32,528.47	F24 Probate
F25 Court Reporter	467.33	4,152.78	1,998.80			1,998.80				626.80	3,248.11		3,248.11	F25 Court Reporter
F28 County Records Mgmt	91,506.18	8,611.48	31,113.60			31,113.60					69,004.06		69,004.06	F28 County Records Mgmt
F29 County Clerk Records Mgmt	103,515.09	70,813.98	38,185.59			56,461.29					117,867.78		117,867.78	F29 County Clerk Records Mgmt
F30 Sheriff Forfeiture	37,627.93	14,036.39	8,074.48			8,074.48			(1,633.13)		41,956.71		41,956.71	F30 Sheriff Forfeiture
F31 Sheriff Abandoned Vehicle	1,201.61	4.54	0.00			0.00					1,206.15		1,206.15	F31 Sheriff Abandoned Vehicle
F31 Justice Court Bldg Security	29,522.59	2,197.11	0.00			0.00					31,719.70		31,719.70	F31 Justice Court Bldg Security
F32 Courthouse Security	2,097.39	16,740.41	530.94			15,933.97				14,870.24	17,774.07		17,774.07	F32 Courthouse Security
F34 District Clerk Records Mgmt	7,114.22	1,676.97	0.00			0.00					8,791.19		8,791.19	F34 District Clerk Records Mgmt
F35 County & District Courts Technology	16,756.67	3,603.94	0.00			0.00					20,360.61		20,360.61	F35 County & District Courts Technology
F36 Occupancy Tax	538,177.10	491,959.00	421,723.14			421,723.14					608,412.96		608,412.96	F36 Occupancy Tax
F37 Pretrial Intervention	123,025.71	4,500.00	0.00			0.00					127,525.71		127,525.71	F37 Pretrial Intervention
F51 Justice Court Technology	112,119.89	9,047.48	0.00			0.00					121,167.37		121,167.37	F51 Justice Court Technology
F72 Airport Operating	1,037,772.61	186,403.62	199,298.47			273,378.35			1,461.11	0.00	952,258.99		952,258.99	F72 Airport Operating
F78 LEOSE - Sheriff	4,028.28	4,041.63	510.00			510.00			(2,123.50)		5,436.41		5,436.41	F78 LEOSE - Sheriff
F79 LEOSE - Constable 1	8,038.15	664.68	0.00			0.00					8,702.83		8,702.83	F79 LEOSE - Constable 1
F82 LEOSE - Constable 2	5,984.48	664.68	0.00			0.00					6,649.16		6,649.16	F82 LEOSE - Constable 2
F81 Tax Assessor-M V I	106.75	0.00	0.00			0.00					106.75		106.75	F81 Tax Assessor-M V I
F40 Sheriff Equitable Sharing	1,202.07	4.54	0.00			0.00					1,206.61		1,206.61	F40 Sheriff Equitable Sharing
<b>Sub-Totals</b>	<b>2,164,430.67</b>	<b>865,026.70</b>	<b>729,901.57</b>			<b>837,660.18</b>			<b>0.00</b>	<b>0.00</b>	<b>2,198,365.53</b>		<b>2,198,365.53</b>	<b>Sub-Totals</b>
<b>Special Revenue</b>	<b>2,198,365.53</b>	<b>0.00</b>	<b>0.00</b>			<b>0.00</b>			<b>6,568.34</b>	<b>0.00</b>	<b>2,198,365.53</b>		<b>2,198,365.53</b>	<b>Special Revenue</b>



**GILLESPIE COUNTY, TEXAS**  
**STATEMENT OF**  
**Receipts, Disbursements, Electronic Funds Transfers, Payroll, Interfund Allocations, Adjustments, and Time Investments**  
**of County Funds Managed by County Treasurer**

Fiscal Year to Date as of Period Ended September 30, 2016

For Current Account Period	Cash Balance as of 09.30.2015	Receipts	Disbursements	Electronic Fund Transfers	Payroll	Total Disbursements	Interfund Allocations In	Interfund Allocations Out	FY2016 Adjustments	FY2015 YE Adjustments	Cash Balances as of 09.30.2016	Adjusted Cash Balance as of 09.30.2016	Time Investments	For Current Account Period
----------------------------	-------------------------------	----------	---------------	---------------------------	---------	---------------------	--------------------------	---------------------------	--------------------	-----------------------	--------------------------------	--	------------------	----------------------------

SPECIAL REVENUE ... GRANTS														
F11 Grants ... General - Energy Efficiency	0.00					0.00					0.00	0.00		
F11 Grants ... Law Enforcement, Emergency Services P25 Compliant Radio	0.00					0.00					0.00	0.00		
F54 PML ... Loan Star Grant	258.39					0.00					258.39	258.39		
F54 PML ... PAC-HUG Grant	211.40					0.00					211.40	211.40		
F71 Airport Capital Project Grant	15.18					0.00				0.00	15.18	15.18		
<b>Sub-Totals Special Revenue ... Grants</b>	<b>484.97</b>	<b>0.00</b>	<b>0.00</b>	<b>0.00</b>	<b>0.00</b>	<b>0.00</b>	<b>0.00</b>	<b>0.00</b>	<b>0.00</b>	<b>0.00</b>	<b>484.97</b>	<b>484.97</b>	<b>0.00</b>	<b>0.00</b>

CERTIFICATES OF OBLIGATION BONDS and GENERAL OBLIGATION BONDS ... Project Operating Accounts														
F61 GOB Series 2013 ... Jail Project	491,873.19	1,793.24	203,646.93			203,646.93					203,646.93	290,019.50		
<b>Sub-Totals COB ... GOB Operating</b>	<b>491,873.19</b>	<b>1,793.24</b>	<b>203,646.93</b>	<b>0.00</b>	<b>0.00</b>	<b>203,646.93</b>	<b>0.00</b>	<b>0.00</b>	<b>0.00</b>	<b>0.00</b>	<b>290,019.50</b>	<b>290,019.50</b>	<b>0.00</b>	<b>0.00</b>

CERTIFICATES OF OBLIGATION BONDS and GENERAL OBLIGATION BONDS ... Interest & Sinking Accounts														
F62 GOB Series 2013 ... Interest & Sinking	176,091.44	1,211,729.34	1,020,650.00			1,020,650.00					1,020,650.00	367,170.78		
F53 COB Series 2001 / GOB Refunding Series 2013 ... Interest & Sinking	22,393.57	214,845.59	750.00	176,265.00		177,015.00					60,224.16	60,224.16		
<b>Sub-Totals COB ... GOB I&amp;S</b>	<b>198,485.01</b>	<b>1,426,574.93</b>	<b>750.00</b>	<b>1,196,915.00</b>	<b>0.00</b>	<b>1,197,665.00</b>	<b>0.00</b>	<b>0.00</b>	<b>0.00</b>	<b>0.00</b>	<b>427,394.94</b>	<b>427,394.94</b>	<b>0.00</b>	<b>0.00</b>

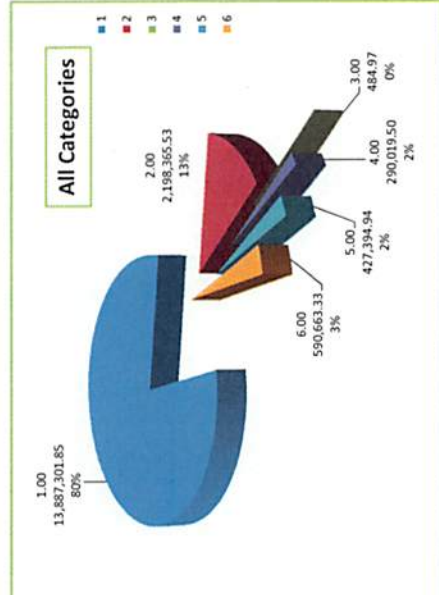


**GILLESPIE COUNTY, TEXAS**  
**STATEMENT OF**  
**Receipts, Disbursements, Electronic Funds Transfers, Payroll, Interfund Allocations, Adjustments, and Time Investments**  
**of County Funds Managed by County Treasurer**

Fiscal Year to Date as of Period Ended September 30, 2016

For Current Account Period	Cash Balance as of 09.30.2015	Receipts	Disbursements	Electronic Fund Transfers	Payroll	Total Disbursements	Interfund Allocations In	Interfund Allocations Out	FY2016 Adjustments	FY2015 Adjustments	Cash Balances as of 09.30.2016	Time Investments	Adjusted Cash Balance as of 09.30.2016	For Current Account Period
<b>TRUST and AGENCY</b>														
F22 Criminal Justice	54,332.95	294,608.94	2,004.04	292,004.94		294,008.98					54,932.91		54,932.91	F22 Criminal Justice
F27 Waste Water	650.00	2,170.00	2,090.00			2,090.00					730.00		730.00	F27 Waste Water
F80 County Attorney Hot Check	11,784.05	38,629.25	42,835.79			42,835.79					7,577.51		7,577.51	F80 County Attorney Hot Check
F89 McDermott (PML)	138,721.86	499.67	28,750.00			28,750.00					110,471.53		110,471.53	F89 McDermott (PML)
F92 Breiten (PML)	207,231.35	776.38	5,142.70			5,142.70			(893.69)		201,971.34		201,971.34	F92 Breiten (PML)
F85 Justice Of Peace 1	39,391.40	294,172.87	298,133.87			298,133.87					35,430.40		35,430.40	F85 Justice Of Peace 1
F86 Justice Of Peace 2	16,066.07	215,001.88	215,290.31			215,290.31					15,777.64		15,777.64	F86 Justice Of Peace 2
F83 Appellate Judicial	777.34	2,251.47	1,872.65			1,872.65					1,156.16		1,156.16	F83 Appellate Judicial
F84 Alternative Dispute Resolution	2,195.50	5,997.43	6,335.62			6,335.62					1,857.31		1,857.31	F84 Alternative Dispute Resolution
F90 Unclaimed Monies	54,211.45	2,846.94				0.00					57,058.39		57,058.39	F90 Unclaimed Monies
F94 County Clerk Operating	42,645.44	531,958.62	519,829.27			519,829.27					54,774.79		54,774.79	F94 County Clerk Operating
F95 District Clerk Operating	71,669.36	210,711.69	233,455.70			233,455.70					48,925.35		48,925.35	F95 District Clerk Operating
<b>Sub-Totals Trust and Agency</b>	<b>639,676.77</b>	<b>1,599,625.14</b>	<b>1,355,739.95</b>	<b>292,004.94</b>	<b>0.00</b>	<b>1,647,744.89</b>	<b>0.00</b>	<b>0.00</b>	<b>(893.69)</b>	<b>0.00</b>	<b>590,663.33</b>	<b>0.00</b>	<b>590,663.33</b>	<b>Sub-Totals Trust and Agency</b>

TOTALS ALL FUNDS	15,336,745.28	21,869,049.37	10,618,464.79	4,577,668.86	4,615,430.88	19,811,564.53	2,383,596.00	2,383,596.00	0.00	0.00	17,394,230.12	5,050,000.00	12,344,230.12	TOTALS ALL FUNDS
------------------	---------------	---------------	---------------	--------------	--------------	---------------	--------------	--------------	------	------	---------------	--------------	---------------	------------------





**FY2015-2016**  
**GILLESPIE COUNTY, TEXAS**  
**STATEMENT OF**  
**Fund Cash/ Investment Balances of All County Funds Managed By County Treasurer**

FUND DESCRIPTION ACTIVE FUNDS	FY2016	FY2015	FY2014	FY2013	FY2012	FY2011	FY2010	FY2009	FY2008	FY2007	FY2006	FY2005	
	As of 09.30.2016	As Of Fiscal Year Ending Date											
<b>GENERAL and ROAD &amp; BRIDGE Maintenance &amp; Operating</b>													
<b>F10</b>	<b>General Fund</b>												
	All Departments	12,334,694.04	10,425,972.66	9,427,791.73	7,929,967.87	6,382,410.44	7,099,577.50	8,058,141.42	9,262,263.41	8,857,295.99	7,871,493.01	6,391,051.39	4,764,571.70
	<b>Road &amp; Bridge</b>												
F15	County Wide	348,372.04	341,842.65	378,620.01	285,411.34	269,007.62	247,933.84	231,323.63	415,645.89	590,087.10	266,135.87	214,879.76	325,631.63
F16	Precinct No 1	299,702.39	268,572.55	241,992.22	241,285.37	245,176.66	314,264.01	419,950.01	310,192.73	159,578.97	288,106.85	214,159.86	146,948.45
F17	Precinct No 2	306,892.17	267,713.97	250,708.69	263,049.77	258,790.65	290,025.28	437,336.83	225,655.61	238,217.17	214,371.88	129,291.12	143,620.74
F18	Precinct No 3	298,810.08	268,676.90	143,588.42	266,091.82	255,513.57	302,798.14	356,974.50	189,553.20	94,153.92	261,697.98	131,482.78	89,710.29
F19	Precinct No 4	298,831.13	269,015.94	228,968.64	296,509.28	242,510.97	296,473.77	334,265.94	297,466.40	205,119.63	294,441.60	144,424.27	87,076.99
	Road & Bridge Sub-Totals	1,552,607.81	1,415,822.01	1,243,877.98	1,352,347.58	1,270,999.47	1,451,495.04	1,779,850.91	1,438,513.83	1,287,156.79	1,324,754.18	834,237.79	792,988.10
	<b>Sub-Totals General and Road &amp; Bridge Maintenance &amp; Operating</b>	<b>13,887,301.85</b>	<b>11,841,794.67</b>	<b>10,671,669.71</b>	<b>9,282,315.45</b>	<b>7,653,409.91</b>	<b>8,551,072.54</b>	<b>9,837,992.33</b>	<b>10,700,777.24</b>	<b>10,144,452.78</b>	<b>9,196,247.19</b>	<b>7,225,289.18</b>	<b>5,557,559.80</b>

**FY2015-2016**  
**GILLESPIE COUNTY, TEXAS**  
**STATEMENT OF**  
**Fund Cash/ Investment Balances of All County Funds Managed By County Treasurer**

FUND DESCRIPTION ACTIVE FUNDS		FY2016	FY2015	FY2014	FY2013	FY2012	FY2011	FY2010	FY2009	FY2008	FY2007	FY2006	FY2005
		As of 09.30.2016						As Of Fiscal Year Ending Date					
<b>SPECIAL REVENUE</b>													
F20	Law Library	2,467.24	7,760.46	13,480.79	22,378.86	28,338.91	39,192.23	43,400.98	41,852.55	42,419.59	40,079.68	36,066.66	31,284.42
F21	Lateral Road Precinct Depts									31,328.62	18,897.94	0.00	12,377.05
	Precinct No 1	13,291.39	6,633.18	0.00	0.00	0.00	0.00	0.00	0.00				
	Precinct No 2	25.04	0.00	0.00	0.00	0.00	0.00	0.00	0.00				
	Precinct No 3	6,658.22	0.00	0.00	0.00	0.00	0.00	0.00	0.00				
	Precinct No 4	0.00	0.00	0.00	0.00	0.00	0.00	0.00	0.00				
F24	Probate Training	32,528.47	29,772.98	26,340.90	23,622.04	19,141.40	16,237.87	12,211.95	9,105.91	5,897.08	3,645.71	3,765.83	3,195.83
F25	Court Reporter Service	3,248.11	467.33	236.68	2,457.15	772.43	531.72	3,586.72	3,925.99	4,749.95	4,047.90	5,121.28	5,477.58
F28	County Records Mgt	69,004.06	91,506.18	83,503.81	75,768.96	68,085.54	60,798.05	85,746.02	83,499.27	78,601.53	67,393.03	58,717.22	51,017.76
F29	County Clerk Rcds Mgt	117,867.78	103,515.09	86,517.49	60,025.77	49,201.97	50,654.52	68,198.97	73,472.48	70,443.27	82,242.00	72,150.57	72,669.38
F30	Sheriff Forfeiture	41,956.71	37,627.93	15,712.92	15,899.44	11,441.71	7,858.55	9,611.45	9,686.21	7,929.49	7,672.56	7,249.58	5,649.05
F97	Sheriff Abandoned Vehicle	1,206.15	1,201.61	1,199.37	1,197.57	1,195.50	1,193.43	1,191.12	1,188.59				
F31	Justice Court Bldg Security	31,719.70	29,522.59	27,149.25	24,171.38	21,074.90	18,274.01	14,515.70	10,916.77	7,584.19	4,002.12	1,179.63	
F32	Courthouse Security	17,774.07	2,097.39	12,630.03	44,053.70	71,743.76	102,026.09	130,994.24	144,526.10	135,480.79	121,098.83	107,026.56	97,568.68
F34	Distist Clerk Records Mgmt	8,791.19	7,114.22	5,630.28	5,335.50	3,698.05	5,990.38	4,439.59	2,786.99	1,052.78	1,379.12	3,360.24	2,440.00
F35	County & District Courts Technology	20,360.61	16,756.67	13,523.64	11,667.87	8,337.60	5,132.39	1,816.93					
F36	Occupacy Tax	608,412.96	538,177.10	447,100.78	390,614.91	338,673.95	308,813.75	320,237.64	317,065.36	247,888.90	119,121.10	0.00	
F37	Pretrial Intervention	127,525.71	123,025.71	123,025.71	122,525.71	114,790.71	66,662.71	28,926.64	13,800.00	7,300.00			
F51	Justice Court Technology	121,167.37	112,119.89	102,554.58	90,599.26	78,070.58	74,024.21	58,891.29	45,290.75	33,688.80	21,166.16	9,714.42	4,805.84
F72	Airport Operating	952,258.99	1,037,772.61	598,769.47	573,788.08	89,165.48	23,728.30	11,341.82	73,880.94	31,324.65	16,738.96	39,251.50	24,529.76
F78	LEOSE-Sheriff	5,436.41	4,028.28	2,058.58	0.00	1,126.08	4,026.08	2,976.21	7,014.12	5,446.60	4,467.33	3,818.12	2,074.71
F79	LEOSE-Constable 1	8,702.83	8,038.15	7,379.00	6,728.73	6,728.73	6,748.73	6,086.06	5,498.36	4,837.67	4,167.79	3,560.06	2,890.67
F82	LEOSE-Constable 2	6,649.16	5,984.48	6,105.88	5,455.61	5,455.61	5,455.61	5,537.84	5,421.92	4,761.23	4,091.35	3,785.87	3,116.48
F81	Tax Assessor M V I	106.75	106.75	106.75	106.75	106.75	95.92	73.66	73.66	0.00	2,290.79	2,178.41	1,833.73
F40	Sheriff Equitable Sharing	1,206.61	1,202.07	1,200.17									
<b>Sub-Totals Special Revenue</b>		<b>2,198,365.53</b>	<b>2,164,430.67</b>	<b>1,574,226.08</b>	<b>1,476,397.29</b>	<b>917,149.66</b>	<b>797,444.55</b>	<b>809,784.83</b>	<b>849,005.97</b>	<b>720,735.14</b>	<b>522,502.37</b>	<b>356,945.95</b>	<b>320,930.94</b>



**FY2015-2016**  
**GILLESPIE COUNTY, TEXAS**  
**STATEMENT OF**  
**Fund Cash/ Investment Balances of All County Funds Managed By County Treasurer**

FUND DESCRIPTION ACTIVE FUNDS	FY2016	FY2015	FY2014	FY2013	FY2012	FY2011	FY2010	FY2009	FY2008	FY2007	FY2006	FY2005
----------------------------------	--------	--------	--------	--------	--------	--------	--------	--------	--------	--------	--------	--------

As of 09.30.2016

As Of Fiscal Year Ending Date

**SPECIAL REVENUE ... GRANTS**

F11	Grants ... General - Energy Efficiency	0.00	0.00	0.00	0.00	0.00	38.98						
F11	Grants ... Law Enforcement, Emergency Services P25 Compliant Radio	0.00	0.00	75,248.14	(78,346.14)	0.00							
F54	PML...Loan Star Grant	258.39	258.39	258.39	258.39	258.39	258.39	254.04	345.29	522.91	293.50	65.12	28.36
F54	PML...PAC-HUG Grant	211.40	211.40	211.40	211.40	211.40	211.40	211.40	211.06	209.40	6,634.72	6,307.45	
F71	Airport Capital Project Grant	15.18	15.18	15.18	11,795.25								
<b>Sub-Totals</b>													
<b>Special Revenue ... Grants</b>		<b>484.97</b>	<b>484.97</b>	<b>75,733.11</b>	<b>(66,081.10)</b>	<b>469.79</b>	<b>508.77</b>	<b>465.44</b>	<b>556.35</b>	<b>732.31</b>	<b>6,928.22</b>	<b>6,372.57</b>	<b>28.36</b>

**CERTIFICATES OF OBLIGATION BONDS and GENERAL OBLIGATION BONDS**  
**Operating Accounts**

F61	GOB Series 2013 ... Jail Project	290,019.50	491,873.19	5,249,856.00	13,952,401.46								
<b>Sub-Totals</b>													
<b>COB ... GOB Operating</b>		<b>290,019.50</b>	<b>491,873.19</b>	<b>5,249,856.00</b>	<b>13,952,401.46</b>	<b>0.00</b>	<b>0.00</b>	<b>0.00</b>	<b>0.00</b>	<b>0.00</b>	<b>0.00</b>	<b>0.00</b>	<b>0.00</b>

**CERTIFICATES OF OBLIGATION BONDS and GENERAL OBLIGATION BONDS**  
**Interest & Sinking Accounts**

F62	GOB Series 2013 ... Interest & Sinking	367,170.78	176,091.44	186,733.10	33,431.94								
F53	COB Series 2001 / GOB Refunding Series 2013 ... Interest & Sinking	60,224.16	22,393.57	30,914.07	37,851.74	30,199.42	28,061.84	2,624.28	8,069.04	82,110.37	95,558.09	31,073.48	23,260.33
<b>Sub-Totals</b>													
<b>COB ... GOB I&amp;S</b>		<b>427,394.94</b>	<b>198,485.01</b>	<b>217,647.17</b>	<b>71,283.68</b>	<b>30,199.42</b>	<b>28,061.84</b>	<b>2,624.28</b>	<b>8,069.04</b>	<b>82,110.37</b>	<b>95,558.09</b>	<b>31,073.48</b>	<b>23,260.33</b>



**GILLESPIE COUNTY, TEXAS**  
**STATEMENT OF**  
**Fund Cash/Investment Balances of County Funds**  
**Managed by County Treasurer**

Reporting Period for Maintenance & Operating, COB/GOB Operating & I&S, Special Revenue, Special Revenue..Grants, Trust and Agency	FY2016	FY2015	FY2014	FY2013	FY2012	FY2011	FY2010	FY2009	FY2008	FY2007	FY2006	FY2005	FY2004	FY2003	FY2002	FY2001
October	14,616,600.12	17,978,164.94	25,230,555.83	8,816,582.93	9,537,288.92	10,782,786.00	11,614,108.61	10,952,885.50	9,958,440.67	7,952,494.30	6,412,175.43	5,710,864.59	5,339,657.00	5,562,776.43	5,033,726.92	4,347,101.24
November	14,967,969.47	17,265,750.38	24,953,535.22	8,890,316.88	9,228,798.73	10,570,060.92	11,537,538.96	10,498,889.31	10,152,409.10	8,025,261.13	6,492,254.19	5,815,771.82	5,220,602.83	5,513,508.58	4,915,333.89	4,073,098.62
December	17,966,511.65	18,099,680.09	26,637,026.05	11,373,696.92	10,169,466.12	11,532,479.69	12,910,952.83	11,682,933.59	10,684,794.29	8,972,555.93	7,597,535.16	6,569,101.79	5,773,095.57	6,725,293.46	5,464,922.96	4,553,826.12
January	21,039,628.80	21,177,485.65	28,516,107.73	13,685,971.08	13,393,446.13	14,318,444.26	15,498,047.87	14,366,261.90	13,481,253.20	11,165,036.24	9,488,659.54	8,523,475.25	7,456,134.19	7,390,382.57	6,921,671.85	5,917,064.54
February	22,828,117.19	22,683,610.22	29,162,422.51	14,892,438.88	14,337,413.69	15,203,602.68	15,956,038.21	15,735,998.80	14,555,820.37	12,335,852.17	10,433,012.87	9,341,225.17	8,739,837.04	8,067,857.08	7,169,069.03	6,421,291.43
March	22,133,022.22	21,915,869.23	28,011,622.33	14,353,262.89	13,961,224.66	14,605,425.43	15,787,975.99	15,568,191.69	14,421,603.69	12,279,235.33	10,316,847.09	9,342,261.49	8,166,505.99	7,877,519.02	6,846,516.10	6,255,513.63
April	21,311,930.04	19,863,672.60	26,965,965.28	14,036,410.76	13,204,240.38	14,182,107.24	14,911,731.87	15,332,630.30	14,171,385.04	12,168,084.51	10,225,221.29	9,153,636.99	7,706,537.20	7,632,850.74	6,879,522.09	6,165,584.41
May	20,969,598.11	19,534,757.94	25,202,625.86	13,381,534.31	12,853,474.81	13,180,018.23	14,443,624.89	14,826,308.29	13,675,832.00	11,856,634.81	10,019,168.98	9,181,379.67	7,645,857.66	7,396,585.22	6,758,604.54	5,872,305.69
June	20,190,779.78	18,530,454.23	23,610,769.72	27,806,922.21	11,927,636.15	12,450,284.14	13,583,948.59	14,202,648.08	13,175,542.95	11,508,032.29	9,433,093.74	8,832,285.06	7,186,622.71	7,107,557.40	6,426,986.33	5,398,788.82
July	19,259,464.27	17,462,407.18	21,673,344.14	26,973,808.70	11,234,719.43	11,652,419.87	13,105,834.49	13,620,954.46	12,336,729.42	11,412,064.22	9,030,022.51	8,376,255.12	6,807,050.38	6,620,898.14	6,217,837.20	4,751,943.98
August	18,177,957.02	16,349,354.15	19,928,413.83	25,790,313.41	10,192,089.49	11,033,361.48	12,483,092.82	12,578,256.55	11,932,892.72	10,883,175.64	8,667,571.59	7,898,769.17	6,509,004.74	5,964,701.17	5,922,921.90	4,309,221.50
September	17,394,230.12	15,336,745.28	18,465,597.00	25,364,538.77	9,249,883.17	10,060,273.87	11,399,750.14	12,236,834.57	11,640,132.20	10,474,427.70	8,299,421.01	6,600,165.99	5,886,940.47	5,731,396.90	5,654,746.62	4,084,176.41
				GOB Series 2013, Jail Construction Project, bond funding accounted for sudden increase in balance . . . LL												
<b>FY Monthly Average</b>	<b>19,237,984.07</b>	18,849,829.32	24,863,165.46	17,113,816.48	11,607,473.47	12,464,271.98	13,602,720.44	13,466,899.42	12,515,569.64	10,752,737.86	8,867,915.28	7,945,432.68	6,869,820.48	6,799,277.23	6,184,321.62	5,179,159.70
<b>Current Reported Month and Fiscal Year To Date</b>																
<b>Over / (Under)</b>																
Same Month Prior Year	2,057,484.84															
Prior Fiscal Year End	2,057,484.84	(3,128,851.72)	(6,898,941.77)	16,114,655.60	(810,390.70)	(1,339,476.27)	(837,084.43)	596,702.37	1,165,704.50	2,175,006.69	1,699,255.02	713,225.52	155,543.57	76,650.28	1,570,570.21	(491,056.48)



**FY2015-2016  
GILLESPIE COUNTY, TEXAS  
STATEMENT OF  
Fund Cash/ Investment Balances of All County Funds Managed By County Treasurer**

FUND DESCRIPTION ACTIVE FUNDS	FY2016	FY2015	FY2014	FY2013	FY2012	FY2011	FY2010	FY2009	FY2008	FY2007	FY2006	FY2005
----------------------------------	--------	--------	--------	--------	--------	--------	--------	--------	--------	--------	--------	--------

As of 09.30.2016

As Of Fiscal Year Ending Date

<b>TRUST and AGENCY</b>													
F22	Criminal Justice	54,932.91	54,332.95	56,439.35	62,059.07	51,843.04	61,241.11	72,063.98	65,435.27	86,647.15	71,204.17	56,514.01	47,492.20
F27	Waste Water	730.00	650.00	610.00	500.00	660.00	450.00	630.00	590.00	910.00	300.00	2,500.00	1,090.00
F80	County Attorney Hot Check	7,577.51	11,784.05	11,142.69	17,676.23	21,388.16	14,191.24	6,555.71	23,288.36	13,177.74	8,791.79	9,641.14	9,240.53
F89	McDermott (PML)	110,471.53	138,721.86	144,339.67	145,002.86	144,748.09	155,460.28	157,606.59	157,267.26	155,991.94	150,937.08	143,185.65	138,423.71
F92	Breiten (PML)	201,971.34	207,231.35	213,777.98	232,518.32	242,104.78	263,175.02	295,903.52	295,266.14	292,871.78	283,381.35	374,330.42	416,034.73
F85	Justice Peace No 1	35,430.40	39,391.40	36,196.17	38,870.87	32,802.78	31,544.44	42,704.30	27,861.46	32,606.50	31,714.74	31,364.72	20,388.07
F86	Justice Peace No 2	15,777.64	16,066.07	25,655.83	23,579.31	23,495.92	25,400.31	30,650.37	26,998.27	29,161.96	34,657.77	22,634.54	22,782.46
F83	Appellate Judicial	1,156.16	777.34	703.81	1,315.45	1,354.03	1,180.92	1,181.94	1,075.75	1,547.53	1,154.53	1,161.47	819.50
F84	Alternative Dispute	1,857.31	2,195.50	720.00	1,796.86	1,493.98	2,087.71	1,840.22	1,664.85	1,697.66	2,052.55	2,024.68	6,530.00
F90	Unclaimed Monies	57,058.39	54,211.45	55,949.27	50,746.77	48,698.94	47,544.20	47,757.66	46,394.14	43,344.41	36,840.41	5,213.28	4,961.20
F94	County Clerk Operating	54,774.79	42,645.44	43,947.02	33,039.61	38,409.66	32,375.08	41,376.98					
F95	District Clerk Operating	48,925.35	71,669.36	86,979.66	41,113.16	41,651.53	48,532.38	47,975.16					
	<b>Sub-Totals Trust &amp; Agency</b>	<b>590,663.33</b>	<b>639,676.77</b>	<b>676,461.45</b>	<b>648,218.51</b>	<b>648,650.91</b>	<b>683,182.69</b>	<b>746,246.43</b>	<b>645,841.50</b>	<b>657,956.67</b>	<b>621,034.39</b>	<b>648,569.91</b>	<b>667,762.40</b>

<b>TOTALS ALL ACTIVE FUNDS</b>	FY2016 As of 09.30.2016	FY2015	FY2014	FY2013	FY2012	FY2011	FY2010	FY2009	FY2008 As Of Fiscal Year Ending Date	FY2007	FY2006	FY2005
	17,394,230.12	15,336,745.28	18,465,593.52	25,364,535.29	9,249,879.69	10,060,270.39	11,397,113.31	12,204,250.10	11,605,987.27	10,442,270.26	8,268,251.09	6,569,541.83

**FY2015-2016  
GILLESPIE COUNTY, TEXAS  
STATEMENT OF  
Fund Cash/ Investment Balances of All County Funds Managed By County Treasurer**

FUND DESCRIPTION INACTIVE FUNDS	FY2016	FY2015	FY2014	FY2013	FY2012	FY2011	FY2010	FY2009	FY2008	FY2007	FY2006	FY2005
------------------------------------	--------	--------	--------	--------	--------	--------	--------	--------	--------	--------	--------	--------

As of 09.30.2016

As Of Fiscal Year Ending Date

<b>INACTIVE FUNDS</b>													
F99	Light Up The Block	0.00	3.48	3.48	3.48	3.48	3.48	73.05	90.54	47.76	0.00	0.00	
F87	Flora Eckert				0.00	0.00	2,633.35	4,511.42	6,484.28	6,274.17	5,951.99	5,682.06	
F49	Homeland Security (2)					0.00	0.00	0.00	0.00	0.00	0.00	0.00	
F50	Homeland Security					0.00	0.00	0.00	0.00	0.00	100.00	0.00	
F88	Krikorian					0.00	0.00	28,000.00	26,700.71	25,835.51	25,117.93	24,942.10	
F38	Intoxication/Drug Court					0.00	0.00	0.00	869.40				
F33	Graffiti Eradication					0.00	0.00	0.00	0.00	0.00	0.00	0.00	
F52	COB Series 2001					0.00	0.00	0.00	0.00	0.00	0.00	0.00	
F--	County Court Records Archive...							0.00	0.00	0.00	0.00	0.00	
F55	TIF Grant												
F56	1997 TCHCA-Fbg												
F74	Airport Economic												
F60	Post Office Certificates												
F26	Historical Commission												
F57	Harper-1996TCDP												
F58	Stonewall Grant #2												
F59	Stonewall Grant #1												
F91	DWI Educational												
F73	Airport Master												
F14	Internal Inventory												
<b>TOTALS ALL INACTIVE FUNDS</b>		<b>0.00</b>	<b>0.00</b>	<b>0.00</b>	<b>0.00</b>	<b>0.00</b>	<b>0.00</b>	<b>2,633.35</b>	<b>32,511.42</b>	<b>34,054.39</b>	<b>32,109.68</b>	<b>31,169.92</b>	<b>30,624.16</b>

<b>TOTALS ALL FUNDS</b>		<b>17,394,230.12</b>	<b>15,336,745.28</b>	<b>18,465,593.52</b>	<b>25,364,535.29</b>	<b>9,249,879.69</b>	<b>10,060,270.39</b>	<b>11,399,746.66</b>	<b>12,236,761.52</b>	<b>11,640,041.66</b>	<b>10,474,379.94</b>	<b>8,299,421.01</b>	<b>6,600,165.99</b>
		FY2016	FY2015	FY2014	FY2013	FY2012	FY2011	FY2010	FY2009	FY2008	FY2007	FY2006	FY2005
		As of 09.30.2016											As Of Fiscal Year Ending Date



GILLESPIE COUNTY, TEXAS  
STATEMENT OF  
Maintenance & Operating Accounts

	FY2016	FY2015	FY2014	FY2013	FY2012	FY2011	FY2010	FY2009	FY2008	FY2007	FY2006	FY2005	FY2004
	As Of Fiscal Year Ending Date												
GENERAL and ROAD & BRIDGE Maintenance & Operating	Revenues Inclusive Interfund Allocations												
<b>General M&amp;O</b>													
F10 General Fund	15,277,118.38	14,328,862.53	12,755,375.08	12,660,309.58	10,657,906.95	10,270,640.00	10,012,774.28	10,028,550.21	9,924,012.18	9,490,558.36	8,835,351.86	7,552,137.53	6,694,818.95
General Fund Over/(Under) Prior Period	948,255.85	1,573,487.45	95,065.50	2,002,402.63	387,266.95	257,865.72	(15,775.93)	104,538.03	433,453.82	655,206.50	1,283,214.33	857,318.58	
General Fund Cumulative Change for Periods Shown	8,582,299.43	7,634,043.58	6,060,556.13	5,965,490.63	3,963,088.00	3,575,821.05	3,317,955.33	3,333,731.26	3,229,193.23	2,795,739.41	2,140,532.91	857,318.58	
<b>Road &amp; Bridge M&amp;O</b>													
F15 County Wide	2,689,183.71	2,505,423.71	2,340,392.13	2,406,186.26	2,332,689.79	2,238,480.99	2,655,743.60	2,455,013.90	2,407,977.22	1,729,457.34	1,503,999.95	1,460,739.18	1,803,469.90
F16 Precinct No 1	672,953.29	553,250.36	562,311.15	535,823.96	495,287.80	435,659.70	744,672.18	777,666.49	466,454.42	389,503.85	464,726.41	353,441.58	363,007.70
F17 Precinct No 2	559,516.98	501,916.42	470,090.32	458,483.76	393,971.07	360,599.55	696,129.62	488,100.77	437,920.95	414,722.93	340,778.11	382,243.78	249,193.16
F18 Precinct No 3	573,953.02	835,249.40	653,606.04	774,237.93	893,200.46	815,249.25	827,083.23	773,976.99	580,570.58	415,908.20	451,128.21	381,907.46	446,687.99
F19 Precinct No 4	<u>586,899.98</u>	<u>518,659.61</u>	<u>444,169.11</u>	<u>503,497.57</u>	<u>395,510.13</u>	<u>490,546.26</u>	<u>554,193.35</u>	<u>558,733.58</u>	<u>486,036.38</u>	<u>388,009.34</u>	<u>303,825.82</u>	<u>350,971.44</u>	<u>248,722.06</u>
Sub-Total R&B	5,082,506.98	4,914,499.50	4,470,568.75	4,678,229.48	4,510,659.25	4,340,535.75	5,477,821.98	5,053,491.73	4,378,959.55	3,337,601.66	3,064,458.50	2,929,303.44	3,111,080.81
Road & Bridge Over/(Under) Prior Period	168,007.48	443,930.75	(207,660.73)	167,570.23	170,123.50	(1,137,286.23)	424,330.25	674,532.18	1,041,357.89	273,143.16	135,155.06	(181,777.37)	
Road & Bridge Cumulative Change for Periods Shown	1,971,426.17	1,803,418.69	1,359,487.94	1,567,148.67	1,399,578.44	1,229,454.94	2,366,741.17	1,942,410.92	1,267,878.74	226,520.85	(46,622.31)	(181,777.37)	
<b>Overall Totals General / Road &amp; Bridge M&amp;O</b>	20,359,625.36	19,243,362.03	17,225,943.83	17,338,539.06	15,168,566.20	14,611,175.75	15,490,596.26	15,082,041.94	14,302,971.73	12,828,160.02	11,899,810.36	10,481,440.97	9,805,899.76
Overall Over/(Under) Prior Period	1,116,263.33	2,017,418.20	(112,595.23)	2,169,972.86	557,390.45	(879,420.51)	408,554.32	779,070.21	1,474,811.71	928,349.66	1,418,369.39	675,541.21	
Overall Cumulative Change for Periods Shown	10,553,725.60	9,437,462.27	7,420,044.07	7,532,639.30	5,362,666.44	4,805,275.99	5,684,696.50	5,276,142.18	4,497,071.97	3,022,260.26	2,093,910.60	675,541.21	

GILLESPIE COUNTY, TEXAS  
STATEMENT OF  
Maintenance & Operating Accounts

	FY2016 as of 10.31.2016	FY2016	FY2015	FY2014	FY2013	FY2012	FY2011	FY2010	FY2009	FY2008	FY2007	FY2006	FY2005	FY2004
	As Of Fiscal Year Ending Date													
GENERAL and ROAD & BRIDGE Maintenance & Operating	Expenditures Inclusive Interfund Allocations and Adjustments													
<b>General M&amp;O</b>														
F10 General Fund	1,093,567.41	13,368,397.00	13,330,681.60	11,257,551.22	11,112,752.15	11,375,074.01	11,229,203.92	11,216,896.27	9,623,582.79	8,938,209.20	8,010,116.74	7,208,872.17	7,187,414.03	6,314,580.06
General Fund Over/(Under) Prior Period	(12,274,829.59)	37,715.40	2,073,130.38	144,799.07	(262,321.86)	145,870.09	12,307.65	1,593,313.48	685,373.59	928,092.46	801,244.57	21,458.14	872,833.97	
General Fund Cumulative Change for Periods Shown	(5,221,012.65)	7,053,816.94	7,016,101.54	4,942,971.16	4,798,172.09	5,060,493.95	4,914,623.86	4,902,316.21	3,309,002.73	2,623,629.14	1,695,536.68	894,292.11	872,833.97	
<b>Road &amp; Bridge M&amp;O</b>														
F15 County Wide	5,044.87	2,682,654.32	2,542,201.07	2,247,183.46	2,389,782.54	2,311,616.01	2,221,870.78	2,840,065.86	2,629,455.11	2,084,025.99	1,678,201.23	1,614,751.82	1,644,613.21	1,436,802.68
F16 Precinct No 1	166,135.62	641,823.45	526,670.03	561,604.30	539,715.25	564,375.15	541,345.70	634,914.90	627,052.73	594,982.30	315,556.86	397,515.00	365,672.92	340,012.45
F17 Precinct No 2	61,709.48	520,338.78	484,911.14	482,431.40	454,224.64	425,205.70	507,911.10	484,448.40	500,662.33	414,075.66	329,642.17	355,107.73	325,596.47	313,286.90
F18 Precinct No 3	117,329.85	543,819.84	710,160.92	776,109.44	763,659.68	940,485.03	869,425.61	659,661.93	678,577.71	748,114.64	285,693.00	409,355.72	362,931.51	504,242.39
F19 Precinct No 4	<u>63,350.70</u>	<u>557,084.79</u>	<u>478,612.31</u>	<u>511,709.75</u>	<u>449,499.26</u>	<u>449,472.93</u>	<u>528,338.43</u>	<u>517,393.81</u>	<u>466,386.81</u>	<u>575,358.35</u>	<u>237,992.01</u>	<u>246,478.54</u>	<u>297,748.19</u>	<u>298,140.85</u>
Sub-Total R&B	413,570.52	4,945,721.18	4,742,555.47	4,579,038.35	4,596,881.37	4,691,154.82	4,668,891.62	5,136,484.90	4,902,134.69	4,416,556.94	2,847,085.27	3,023,208.81	2,996,562.30	2,892,485.27
Road & Bridge Over/(Under) Prior Period	(4,532,150.66)	203,165.71	163,517.12	(17,843.02)	(94,273.45)	22,263.20	(467,593.28)	234,350.21	485,577.75	1,569,471.67	(176,123.54)	26,646.51	104,077.03	
Road & Bridge Cumulative Change for Periods Shown	(2,478,914.75)	2,053,235.91	1,850,070.20	1,686,553.08	1,704,396.10	1,798,669.55	1,776,406.35	2,243,999.63	2,009,649.42	1,524,071.67	(45,400.00)	130,723.54	104,077.03	
<b>Overall Totals</b>														
General / Road & Bridge M&O	1,507,137.93	18,314,118.18	18,073,237.07	15,836,589.57	15,709,633.52	16,066,228.83	15,898,095.54	16,353,381.17	14,525,717.48	13,354,766.14	10,857,202.01	10,232,080.98	10,183,976.33	9,207,065.33
Overall Over/(Under) Prior Period	(16,806,980.25)	240,881.11	2,236,647.50	126,956.05	(356,595.31)	168,133.29	(455,285.63)	1,827,663.69	1,170,951.34	2,497,564.13	625,121.03	48,104.65	976,911.00	
Overall Cumulative Change for Periods Shown	(7,699,927.40)	9,107,052.85	8,866,171.74	6,629,524.24	6,502,568.19	6,859,163.50	6,691,030.21	7,146,315.84	5,318,652.15	4,147,700.81	1,650,136.68	1,025,015.65	976,911.00	

Includes FY2014 year end  
adjustment of \$75,248.14  
from F11 Grants, Law



GILLESPIE COUNTY, TEXAS  
STATEMENT OF  
Maintenance & Operating Accounts

	FY2017 as of 10.31.2016	FY2016	FY2015	FY2014	FY2013	FY2012	FY2011	FY2010	FY2009	FY2008	FY2007	FY2006	FY2005	FY2004
	As Of Fiscal Year Ending Date													
GENERAL and ROAD & BRIDGE Maintenance & Operating	Net Change for Periods Shown Revenues Less Expenditures Inclusive Interfund Allocations and Adjustments													
<b>General M&amp;O</b>														
F10 General Fund	(658,906.81)	1,908,721.38	998,180.93	1,497,823.86	1,547,557.43	(717,167.06)	(958,563.92)	(1,204,121.99)	404,967.42	985,802.98	1,480,441.62	1,626,479.69	364,723.50	380,238.89
General Fund Over/(Under) Prior Period	(2,567,628.19)	910,540.45	(499,642.93)	(49,733.57)	2,264,724.49	241,396.86	245,558.07	(1,609,089.41)	(580,835.56)	(494,638.64)	(146,038.07)	1,261,756.19	(15,515.39)	
General Fund Cumulative Change for Periods Shown	(1,039,145.70)	1,528,482.49	617,942.04	1,117,584.97	1,167,318.54	(1,097,405.95)	(1,338,802.81)	(1,584,360.88)	24,728.53	605,564.09	1,100,202.73	1,246,240.80	(15,515.39)	
<b>Road &amp; Bridge M&amp;O</b>														
F15 County Wide	65,253.88	6,529.39	(36,777.36)	93,208.67	16,403.72	21,073.78	16,610.21	(184,322.26)	(174,441.21)	323,951.23	51,256.11	(110,751.87)	(183,874.03)	366,667.22
F16 Precinct No 1	(166,135.62)	31,129.84	26,580.33	706.85	(3,891.29)	(69,087.35)	(105,686.00)	109,757.28	150,613.76	(128,527.88)	73,946.99	67,211.41	(12,231.34)	22,995.25
F17 Precinct No 2	(61,708.71)	39,178.20	17,005.28	(12,341.08)	4,259.12	(31,234.63)	(147,311.55)	211,681.22	(12,561.56)	23,845.29	85,080.76	(14,329.62)	56,647.31	(64,093.74)
F18 Precinct No 3	(117,321.75)	30,133.18	125,088.48	(122,503.40)	10,578.25	(47,284.57)	(54,176.36)	167,421.30	95,399.28	(167,544.06)	130,215.20	41,772.49	18,975.95	(57,554.40)
F19 Precinct No 4	<u>(63,347.70)</u>	<u>29,815.19</u>	<u>40,047.30</u>	<u>(67,540.64)</u>	<u>53,998.31</u>	<u>(53,962.80)</u>	<u>(37,792.17)</u>	<u>36,799.54</u>	<u>92,346.77</u>	<u>(89,321.97)</u>	<u>150,017.33</u>	<u>57,347.28</u>	<u>53,223.25</u>	<u>(49,418.79)</u>
Sub-Total R&B	(343,259.90)	136,765.80	171,944.03	(108,469.60)	81,348.11	(180,495.57)	(328,355.87)	341,337.08	151,357.04	(37,597.39)	490,516.39	41,249.69	(67,258.86)	218,595.54
Road & Bridge Over/(Under) Prior Period	(480,045.70)	(35,158.23)	280,413.63	(189,817.71)	261,843.68	147,860.30	(669,692.95)	189,980.04	188,954.43	(528,113.78)	449,266.70	108,508.55	(285,854.40)	
Road & Bridge Cumulative Change for Periods Shown	(561,855.44)	(81,809.74)	(46,851.51)	(327,065.14)	(137,247.43)	(399,091.11)	(546,951.41)	122,741.54	(67,238.50)	(256,192.93)	271,920.85	(177,345.85)	(285,854.40)	
<b>Overall Totals General / Road &amp; Bridge M&amp;O</b>	(1,002,166.71)	2,045,507.18	1,170,124.96	1,389,354.26	1,628,905.54	(897,662.63)	(1,286,919.79)	(862,784.91)	556,324.46	948,205.59	1,970,958.01	1,667,729.38	297,464.64	598,834.43
Overall Over/(Under) Prior Period	(3,047,673.89)	875,382.22	(219,229.30)	(239,551.28)	2,526,568.17	389,257.16	(424,134.88)	(1,419,109.37)	(391,881.13)	(1,022,752.42)	303,228.63	1,370,264.74	(301,369.79)	
Overall Cumulative Change for Periods Shown	(1,601,001.14)	1,446,672.75	571,290.53	790,519.83	1,030,071.11	(1,496,497.06)	(1,885,754.22)	(1,461,619.34)	(42,509.97)	349,371.16	1,372,123.58	1,068,894.95	(301,369.79)	



GILLESPIE COUNTY, TEXAS  
STATEMENT OF  
Maintenance & Operating Accounts

	FY2017 as of 10.31.2016	FY2016	FY2015	FY2014	FY2013	FY2012	FY2011	FY2010	FY2009	FY2008	FY2007	FY2006	FY2005	FY2004
	As Of Fiscal Year Ending Date													
GENERAL and ROAD & BRIDGE Maintenance & Operating	Cash Balances													
<b>General M&amp;O</b>														
F10 General Fund	11,675,787.23	12,334,694.04	10,425,972.66	9,427,791.73	7,929,967.87	6,382,410.44	7,099,577.50	8,058,141.42	9,262,263.41	8,857,295.99	7,871,493.01	6,391,051.39	4,764,571.70	4,399,848.20
General Fund Over/(Under) Prior Period	(658,906.81)	1,908,721.38	998,180.93	1,497,823.86	1,547,557.43	(717,167.06)	(958,563.92)	(1,204,121.99)	404,967.42	985,802.98	1,480,441.62	1,626,479.69	364,723.50	
General Fund Cumulative Change for Periods Shown	7,275,939.03	7,934,845.84	6,026,124.46	5,027,943.53	3,530,119.67	1,982,562.24	2,699,729.30	3,658,293.22	4,862,415.21	4,457,447.79	3,471,644.81	1,991,203.19	364,723.50	
<b>Road &amp; Bridge M&amp;O</b>														
F15 County Wide	413,625.92	348,372.04	341,842.65	378,620.01	285,411.34	269,007.62	247,933.84	231,323.63	415,645.89	590,087.10	266,135.87	214,879.76	325,631.63	509,505.66
F16 Precinct No 1	133,566.77	299,702.39	268,572.55	241,992.22	241,285.37	245,176.66	314,264.01	419,950.01	310,192.73	159,578.97	288,106.85	214,159.86	146,948.45	159,179.79
F17 Precinct No 2	245,183.46	306,892.17	267,713.97	250,708.69	263,049.77	258,790.65	290,025.28	437,336.83	225,655.61	238,217.17	214,371.88	129,291.12	143,620.74	86,973.43
F18 Precinct No 3	181,488.33	298,810.08	268,676.90	143,588.42	266,091.82	255,513.57	302,798.14	356,974.50	189,553.20	94,153.92	261,697.98	131,482.78	89,710.29	70,734.34
F19 Precinct No 4	<u>235,483.43</u>	<u>298,831.13</u>	<u>269,015.94</u>	<u>228,968.64</u>	<u>296,509.28</u>	<u>242,510.97</u>	<u>296,473.77</u>	<u>334,265.94</u>	<u>297,466.40</u>	<u>205,119.63</u>	<u>294,441.60</u>	<u>144,424.27</u>	<u>87,076.99</u>	<u>33,853.74</u>
Sub-Total R&B	1,209,347.91	1,552,607.81	1,415,822.01	1,243,877.98	1,352,347.58	1,270,999.47	1,451,495.04	1,779,850.91	1,438,513.83	1,287,156.79	1,324,754.18	834,237.79	792,988.10	860,246.96
Road & Bridge Over/(Under) Prior Period	(343,259.90)	136,785.80	171,944.03	(108,469.60)	81,348.11	(180,495.57)	(328,355.87)	341,337.08	151,357.04	(37,597.39)	490,516.39	41,249.69	(67,258.86)	
Road & Bridge Cumulative Change for Periods Shown	349,100.95	692,360.85	555,575.05	383,631.02	492,100.62	410,752.51	591,248.08	919,603.95	578,266.87	426,909.83	464,507.22	(26,009.17)	(67,258.86)	
<b>Overall Totals</b>														
General / Road & Bridge M&O	12,885,135.14	13,887,301.85	11,841,794.67	10,671,669.71	9,282,315.45	7,653,409.91	8,551,072.54	9,837,992.33	10,700,777.24	10,144,452.78	9,196,247.19	7,225,289.18	5,557,559.80	5,260,095.16
Overall Over/(Under) Prior Period	(1,002,166.71)	2,045,507.18	1,170,124.96	1,389,354.26	1,628,905.54	(897,662.63)	(1,286,919.79)	(862,784.91)	556,324.46	948,205.59	1,970,958.01	1,667,729.38	297,464.64	
Overall Cumulative Change for Periods Shown	7,625,039.98	8,627,206.69	6,581,699.51	5,411,574.55	4,022,220.29	2,393,314.75	3,290,977.38	4,577,897.17	5,440,682.08	4,884,357.62	3,936,152.03	1,965,194.02	297,464.64	

**GILLESPIE COUNTY, TEXAS**  
**STATEMENT OF**  
**Fund Cash/Investment Balances of County Funds**  
**Managed by County Treasurer**

FY2000	FY1999	FY1998	FY1997	FY1996	FY1995	FY1994	FY1993	FY1992	FY1991	F1990	FY1989	FY1988	FY1987	FY1986	FY1985	Monthly Average All Years	Reporting Period for Maintenance & Operating, COB/GOB Operating & I&S, Special Revenue, Special Revenue, Grants, Trust and Agency
4,138,349.94	2,869,048.51	2,322,043.99	1,853,442.32	1,554,442.37	1,968,633.68	1,677,992.97	1,738,021.70	1,766,907.01	1,656,979.55	1,479,994.82	1,489,873.32	773,740.58	785,053.51	551,992.07	792,093.37	5,852,025.60	October
3,944,234.24	2,806,697.13	2,287,658.80	1,738,403.49	1,588,939.20	2,054,228.71	1,872,272.98	1,664,926.42	1,867,311.17	1,738,597.34	1,603,024.84	1,422,802.33	793,137.76	666,242.80	494,761.58	623,030.66	5,790,230.30	November
4,285,123.56	3,467,225.42	2,370,460.19	2,015,412.36	1,553,702.23	2,102,455.14	2,004,156.61	1,927,643.72	2,009,086.57	2,071,100.64	1,749,440.24	1,522,220.64	794,004.97	638,401.65	515,396.75	592,516.53	6,447,881.86	December
5,211,901.34	4,747,606.42	3,294,281.32	2,843,260.54	2,472,762.49	2,546,555.58	2,422,956.29	2,234,617.11	2,447,087.69	2,241,349.45	2,187,618.39	1,886,694.05	1,176,726.03	895,393.31	987,264.23	911,641.21	7,838,962.07	January
5,911,367.71	5,322,878.29	3,993,869.93	3,407,005.87	2,960,651.56	2,960,114.57	2,786,604.82	2,577,390.38	2,873,613.36	2,643,751.97	2,515,707.05	2,279,290.31	1,697,770.08	1,530,430.47	1,707,926.04	1,288,936.99	8,572,528.65	February
5,804,576.79	5,276,473.40	3,867,713.74	3,383,796.71	2,916,434.18	2,701,020.25	2,817,055.25	2,446,335.40	2,811,958.62	2,589,532.80	2,424,636.02	2,300,423.71	1,879,466.93	1,572,385.72	1,654,964.77	1,261,996.19	8,360,980.23	March
5,611,303.40	5,147,026.03	3,856,248.10	3,370,510.51	2,844,956.24	2,603,667.16	2,814,731.50	2,446,965.20	2,846,044.26	2,647,946.48	2,446,382.46	2,354,485.13	1,884,438.19	1,647,314.57	1,771,308.72	1,360,124.93	8,111,405.11	April
5,597,496.54	5,145,729.29	3,729,564.69	3,275,787.89	2,651,158.09	2,420,785.62	2,795,038.54	2,614,500.86	2,664,830.17	2,595,986.23	2,402,307.66	2,282,817.61	1,897,795.66	1,472,593.18	1,691,409.95	1,210,356.42	7,851,452.17	May
5,229,130.33	4,896,201.25	3,531,314.01	2,987,283.92	2,535,222.99	2,084,641.35	2,586,555.11	2,371,095.71	2,474,786.80	2,436,392.72	2,319,796.07	2,217,931.41	1,815,598.58	1,439,656.15	1,651,635.17	1,129,347.73	7,908,716.92	June
5,019,100.05	4,695,468.93	3,445,413.11	2,962,321.73	2,375,375.37	2,030,459.33	2,324,665.35	2,086,490.66	2,166,748.69	2,373,369.73	2,247,875.53	2,067,556.08	1,770,363.23	1,314,952.63	1,548,746.47	998,709.28	7,498,855.30	July
4,875,181.07	4,508,722.39	3,369,985.56	2,786,747.61	2,218,481.28	1,819,617.83	2,263,605.13	2,029,973.96	2,078,961.54	2,158,156.49	1,995,691.66	1,950,450.56	1,733,930.99	1,181,205.11	1,466,150.68	824,648.71	7,058,831.49	August
4,575,232.89	4,394,094.37	3,208,449.92	2,590,681.06	2,098,133.77	1,584,937.70	2,069,733.13	1,872,419.95	1,917,213.24	2,014,947.50	1,766,243.49	1,643,269.78	1,541,576.26	770,951.77	839,823.87	671,522.07	6,607,452.84	September
5,016,916.49	4,439,764.29	3,273,083.61	2,767,887.83	2,314,188.31	2,239,759.74	2,369,613.97	2,167,531.76	2,327,045.76	2,264,009.24	2,094,893.19	1,951,484.58	1,479,879.11	1,159,548.41	1,240,115.03	972,077.01		
181,138.52	1,185,644.45	617,768.86	492,547.29	513,196.07	(484,795.43)	197,313.18	(44,793.29)	(97,734.26)	248,704.01	122,973.71	101,693.52	770,624.49	(68,872.10)	168,301.80			

NOTE: Rollback election held April 05, 1996 ... rollback passed



GILLESPIE COUNTY, TEXAS  
COUNTY SALES TAX ALLOCATION SUMMARY  
March 1988 through FY2016

Allocation Period	Tax Collection	Received	Covered	FY1988	FY1989	FY1990	FY2001	FY2002	FY2003	FY2004	FY2005							
October	22,614.86	26,581.55	33,537.36	36,992.75	41,801.10	48,891.91	82,743.15	58,486.66	52,039.59	54,937.66	50,951.69	65,241.66	66,865.34	75,743.16	81,976.96	77,478.63	82,681.54	
September and 3rd Quarter	43,215.06	44,231.67	43,279.83	50,014.92	55,881.19	64,445.89	64,104.87	61,441.85	62,637.05	66,939.70	74,731.00	69,172.12	66,097.63	88,692.77	87,008.90	94,471.11	103,544.31	
December	24,372.61	27,072.59	27,183.79	32,065.97	49,151.47	46,769.97	46,349.36	49,676.22	60,611.06	60,993.07	70,326.26	85,955.47	66,094.12	62,667.48	77,782.13	84,302.14	87,745.88	
January	23,143.13	28,570.51	34,686.95	33,040.99	47,672.78	61,026.80	58,115.99	55,693.53	56,392.42	60,499.63	58,712.49	79,145.12	77,326.63	85,504.02	80,688.74	80,680.57	92,483.12	
February	55,088.79	55,601.40	56,692.45	64,014.68	85,296.84	86,415.96	79,879.42	75,116.79	82,205.56	94,754.60	105,116.56	99,795.36	104,689.49	112,735.48	104,067.24	115,871.28	121,222.18	
March, April, May, June and 1st Quarter	10,048.12	19,376.35	22,642.31	27,786.80	30,546.86	42,841.80	37,823.28	44,989.12	55,904.23	49,941.44	54,150.75	58,367.91	72,738.72	61,652.97	77,471.73	65,204.25	71,784.27	85,739.86
July	24,530.57	24,076.76	27,059.33	31,503.80	41,913.33	48,605.58	44,647.36	48,688.21	56,749.69	61,687.08	77,574.05	72,275.15	70,155.54	79,441.16	92,403.56	87,764.45	89,329.15	105,312.44
August	46,170.12	46,397.89	50,886.17	58,425.43	73,116.78	67,507.13	66,689.81	59,548.35	72,612.17	84,456.60	98,754.28	91,921.77	118,409.57	90,668.86	95,008.16	113,562.54	120,028.46	100,874.13
September	24,924.06	28,456.24	28,987.84	33,905.34	56,740.88	52,232.41	46,155.60	61,535.89	71,272.01	70,667.09	72,654.10	69,870.60	74,040.54	81,351.52	82,708.52	84,660.29	88,592.39	100,874.13
Total Per Year	177,209.11	371,069.14	406,705.37	447,587.81	531,768.15	654,863.55	679,601.81	714,336.98	713,466.19	742,989.64	814,374.71	870,123.86	947,268.24	996,071.14	1,045,200.46	1,072,404.53	1,172,245.33	
Total All Years	177,209.11	548,278.25	954,983.62	1,402,571.43	1,934,359.58	2,589,223.13	3,268,824.94	3,983,161.92	4,696,628.11	5,439,627.75	6,254,002.46	7,124,126.32	8,071,394.56	9,067,465.70	10,112,666.16	11,118,759.60	12,191,164.13	13,363,409.46
\$ Inc / (Dec) Over Prior Year	193,860.03	35,636.23	40,882.44	84,200.34	123,075.40	24,738.26	34,735.17	(870.79)	29,533.45	71,375.07	55,749.15	77,144.38	48,802.90	49,129.32	(39,107.02)	66,311.09	99,640.80	
% Inc / -Dec Over Prior Year	109.40%	9.60%	10.05%	18.81%	23.14%	3.78%	5.11%	-0.12%	4.14%	9.61%	6.85%	8.87%	5.15%	4.93%	-3.74%	6.58%	9.31%	
Calendar Year	0.00	267,411.64	378,752.42	412,820.54	463,660.47	558,648.27	669,137.56	711,691.42	690,744.53	719,148.96	750,582.57	827,513.03	894,484.16	950,041.90	1,020,031.58	1,044,865.04	1,015,577.33	1,090,124.38
\$ Inc / (Dec) Over Prior Year	267,411.64	111,340.78	34,068.12	50,739.93	95,087.80	110,489.29	42,553.86	(20,946.89)	28,404.43	31,433.61	76,930.46	66,971.13	55,557.80	69,989.02	24,833.46	(29,287.71)	74,547.05	
CY1987	CY1988	CY1989	CY1990	CY1991	CY1992	CY1993	CY1994	CY1995	CY1996	CY1997	CY1998	CY1999	CY2000	CY2001	CY2002	CY2003	CY2004	

Calendar Year

\$ Inc / (Dec) Over Prior Year

Year

74,547.05

(29,287.71)

24,833.46

69,989.02

55,557.80

66,971.13

76,930.46

31,433.61

28,404.43

42,553.86

(20,946.89)

110,489.29

95,087.80

50,739.93

34,068.12

111,340.78

378,752.42

412,820.54

463,660.47

558,648.27

669,137.56

711,691.42

690,744.53

719,148.96

750,582.57

827,513.03

894,484.16

950,041.90

1,020,031.58

1,044,865.04

1,015,577.33

1,090,124.38

CY1987

CY1988

CY1989

CY1990

CY1991

CY1992

CY1993

CY1994

CY1995

CY1996

CY1997

CY1998

CY1999

CY2000

CY2001

CY2002

CY2003

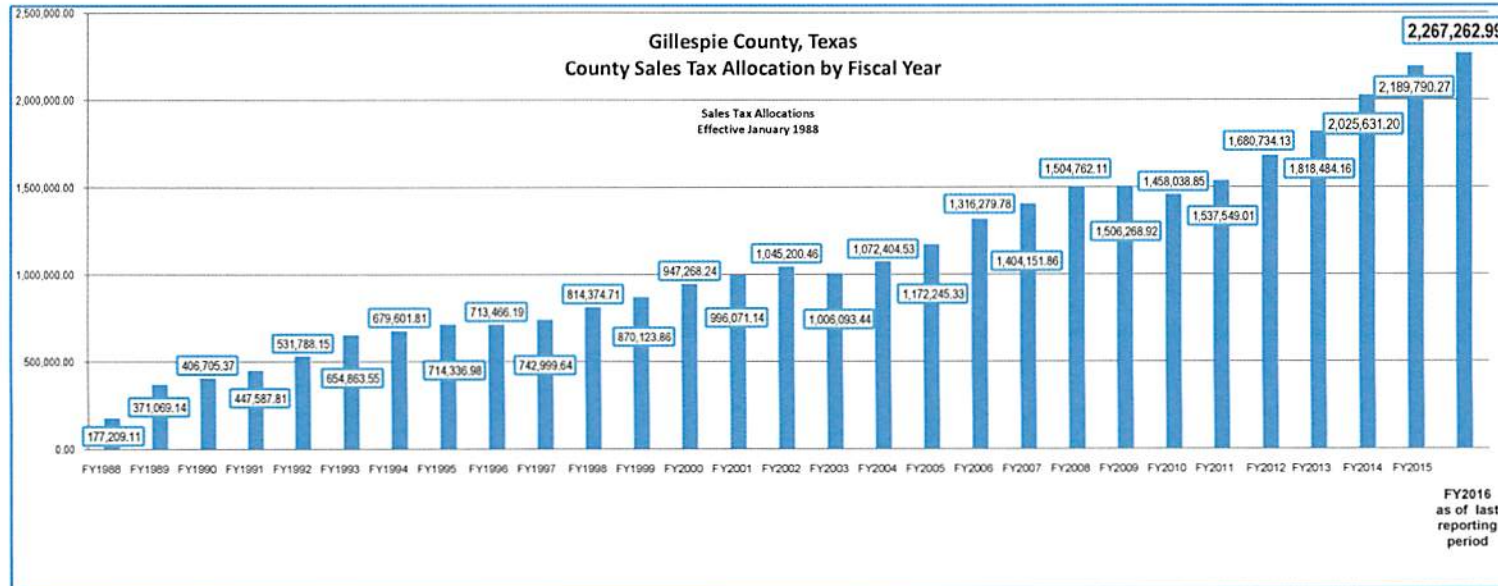
CY2004





GILLESPIE COUNTY, TEXAS  
 COUNTY SALES TAX ALLOCATION SUMMARY

March 1988 through FY2016



## GILLESPIE COUNTY, TEXAS REPAYMENT OF ERRONEOUS RECEIPT OF SALES AND USE TAX

January 1997 Through October 2016

	Year 1 1997	Year 2 1998	Year 3 1999	Year 4 2000	Year 5 2001	Year 6 2002	Year 7 2003	Year 8 2004	Year 9 2005	Year 10 2006	Year 11 2007	Year 12 2008	Year 13 2009	Year 14 2010	Year 15 2011	Year 16 2012	Year 17 2013	Year 18 2014	Year 19 2015	Year 20 2016	
<b>Actual Balance At Year Start</b>	201,276.54	190,683.06	180,089.58	169,496.10	158,902.62	148,309.14	137,715.66	127,122.18	116,528.70	105,935.22	95,341.74	84,748.26	74,154.78	63,561.30	52,967.82	42,374.34	31,780.86	21,187.38	10,593.90	<b>10,593.90</b>	
January	2,648.37	2,648.37	2,648.37	2,648.37	2,648.37	2,648.37	2,648.37	2,648.37	2,648.37	2,648.37	2,648.37	2,648.37	2,648.37	2,648.37	2,648.37	2,648.37	2,648.37	2,648.37	2,648.37	2,648.37	2,648.37
April	2,648.37	2,648.37	2,648.37	2,648.37	2,648.37	2,648.37	2,648.37	2,648.37	2,648.37	2,648.37	2,648.37	2,648.37	2,648.37	2,648.37	2,648.37	2,648.37	2,648.37	2,648.37	2,648.37	2,648.37	2,648.37
July	2,648.37	2,648.37	2,648.37	2,648.37	2,648.37	2,648.37	2,648.37	2,648.37	2,648.37	2,648.37	2,648.37	2,648.37	2,648.37	2,648.37	2,648.37	2,648.37	2,648.37	2,648.37	2,648.37	2,648.37	2,648.37
October	2,648.37	2,648.37	2,648.37	2,648.37	2,648.37	2,648.37	2,648.37	2,648.37	2,648.37	2,648.37	2,648.37	2,648.37	2,648.37	2,648.37	2,648.37	2,648.37	2,648.37	2,648.37	2,648.37	2,648.37	2,648.37
<b>Total Remitted To Date</b>	10,593.48	21,186.96	31,780.44	42,373.92	52,967.40	63,560.88	74,154.36	84,747.84	95,341.32	105,934.80	116,528.28	127,121.76	137,715.24	148,308.72	158,902.20	169,495.68	180,089.16	190,682.64	201,276.12	<b>211,870.02</b>	
<b>Actual Balance To Date</b>	201,276.54	190,683.06	180,089.58	169,496.10	158,902.62	148,309.14	137,715.66	127,122.18	116,528.70	105,935.22	95,341.74	84,748.26	74,154.78	63,561.30	52,967.82	42,374.34	31,780.86	21,187.38	10,593.90	<b>(0.00)</b>	
<b>Projected Balance At Year End</b>	201,276.54	190,683.06	180,089.58	169,496.10	158,902.62	148,309.14	137,715.66	127,122.18	116,528.70	105,935.22	95,341.74	84,748.26	74,154.78	63,561.30	52,967.82	42,374.34	31,780.86	21,187.38	10,593.90	<b>0.00</b>	

Gillespie County proposal of repayment (as outlined in letter of October 18, 1996) as accepted by State Comptroller ...  
Gillespie County will make 80 quarterly payments (due first of each month: January, April, July, and October)  
for 20 years beginning January 01, 1997:

79 quarterly payments of \$2,648.37 each beginning on January 01, 1997 through July 01, 2016 and  
a final payment of \$2,648.79 on October 01, 2016 for a total of \$211,870.02.



**Gillespie County, Texas**  
**Hotel Occupancy Tax ... Quarterly Recaps**  
**As of Period Ending September 30, 2016**

	Collection/Remittance Period	Collections		Disbursements		Cash Balance
		HOT & P&I Interest Earnings	Convention & Visitors Bureau	Organizations etc		
FY2016	3rd Quarter 2016		142,319.44			608,412.96
	Sub-Total	142,319.44	142,319.44	0.00	0.00	
	2nd Quarter 2016		124,466.03	270,829.00		466,093.52
	1st Quarter 2016		128,625.32			612,456.49
FY2015	4th Quarter 2015		96,483.07	150,829.00		483,831.17
	3rd Quarter 2015		115,558.26		(881.94)	538,177.10
	Sub-Total	44,356.62	465,132.68	421,658.00	(881.94)	
	2nd Quarter 2015		120,944.22	127,742.50	118,000.00	421,736.90
	1st Quarter 2015		122,937.00			546,535.18
FY2014	4th Quarter 2014		104,239.90	127,742.50		423,598.18
	3rd Quarter 2014		120,711.31			447,100.78
	Sub-Total	95,347.43	468,832.43	255,485.00	118,000.00	
	2nd Quarter 2014		95,362.58	111,163.00	120,000.00	326,389.47
FY2013	1st Quarter 2014		92,050.01			462,189.89
	4th Quarter 2013		90,687.97	111,163.00		370,139.88
	3rd Quarter 2013		82,776.94			390,614.91
	Sub-Total	18,551.50	360,877.50	222,326.00	120,000.00	
	2nd Quarter 2013		82,927.36	96,357.50	80,000.00	307,837.97
FY2012	1st Quarter 2013		102,188.41			401,268.11
	4th Quarter 2012		56,763.25	96,357.50		299,079.70
	3rd Quarter 2012		69,377.43			338,673.95
	Sub-Total	38,541.45	311,256.45	192,715.00	80,000.00	
FY2011	2nd Quarter 2012		76,505.61	84,193.50	11,000.00	269,296.52
	1st Quarter 2012		67,043.98		69,000.00	287,984.41
	4th Quarter 2011		63,485.70	84,193.50		289,940.43
	3rd Quarter 2011		62,766.18			310,648.23
	Sub-Total	21,414.47	269,801.47	168,387.00	80,000.00	
FY2010	2nd Quarter 2011		60,050.07	80,530.57		247,882.05
	1st Quarter 2011		61,473.10		80,000.00	268,362.55
	4th Quarter 2010		47,182.38	80,530.57		286,889.45
	3rd Quarter 2010		67,036.85			320,237.64
	Sub-Total	(5,318.74)	235,742.40	161,061.14	80,000.00	
FY2009	2nd Quarter 2010		47,363.32	82,089.00	61,500.00	253,200.79
	1st Quarter 2010		67,910.43			349,426.47
	4th Quarter 2009		46,539.68	82,089.00		281,516.04
	3rd Quarter 2009		63,672.15			317,065.36
	Sub-Total	(192.42)	225,485.58	164,178.00	61,500.00	
FY2008	2nd Quarter 2009		55,182.22			253,393.21
	1st Quarter 2009		68,196.40	80,854.20		198,210.99
	4th Quarter 2008		43,834.09	80,854.20		210,868.79
	3rd Quarter 2008		75,474.18		15,000.00	247,888.90
	Sub-Total	65,978.49	242,686.89	161,708.40	15,000.00	
FY2007	2nd Quarter 2008		52,205.02	100,000.00		187,414.72
	1st Quarter 2008		62,603.17			235,209.70
	4th Quarter 2007		53,485.43			172,606.53
	3rd Quarter 2007		61,352.43			119,121.10
FY2007	Sub-Total	129,646.05	229,646.05	100,000.00	0.00	
	2nd Quarter 2007		57,271.57			57,768.67
	1st Quarter 2007		497.10	0.00	0.00	497.10
	Sub-Total	57,768.67	57,768.67	0.00	0.00	
				1,847,518.54	553,618.06	
<b>Totals All Years</b>		<b>Revenues</b>	<b>3,009,549.56</b>	<b>Expenditures</b>		<b>2,401,136.60</b>
				<b>Net Cash Effect</b>		<b>608,412.96</b>

### GILLESPIE COUNTY, TEXAS

GOB Series 2010 Refunding Bonds ... December.2010  
Post COB Series 2001 ... September.2001

Bond Redemptions & Interest Payment Schedule  
February.2011 through February.2021

		Year 1	Year 2	Year 3	Year 4	Year 5	Year 6	Year 7	Year 8	Year 9	Year 10	Year 11		
		2011	2012	2013	2014	2015	2016	2017	2018	2019	2020	2021		
<b>Actual Balance At Year Start</b>		1,839,134.46	1,779,647.50	1,603,672.50	1,429,447.50	1,247,370.00	1,067,992.50	891,727.50					<b>Actual Balance At Year Start</b>	
February	bonds	35,000.00	140,000.00	140,000.00	150,000.00	150,000.00	150,000.00					bonds	February	
	interest	6,079.46	18,407.50	17,567.50	16,657.50	15,420.00	13,957.50					interest		
August	bonds	0.00	0.00	0.00	0.00	0.00	0.00					bonds	August	
	interest	18,407.50	17,567.50	16,657.50	15,420.00	13,957.50	12,307.50					interest		
<b>Total Remitted To Date</b>		59,486.96	235,461.96	409,686.96	591,764.46	771,141.96	<b>947,406.96</b>	947,406.96	947,406.96	947,406.96	947,406.96	947,406.96	<b>Total Remitted To Date</b>	
<b>Actual Balance To Date</b>		1,779,647.50	1,603,672.50	1,429,447.50	1,247,370.00	1,067,992.50	<b>891,727.50</b>	<b>891,727.50</b>					<b>Actual Balance To Date</b>	
<b>Projected Pymnt Per Year</b>		59,486.96	175,975.00	174,225.00	182,077.50	179,377.50	<b>176,265.00</b>	177,677.50	178,540.00	178,865.00	178,670.00	177,975.00	<b>Projected Pymnt Per Year</b>	
<b>Projected Balance At Year End</b>		1,779,647.50	1,603,672.50	1,429,447.50	1,247,370.00	1,067,992.50	<b>891,727.50</b>	714,050.00	535,510.00	356,645.00	177,975.00	0.00	<b>Projected Balance At Year End</b>	

<b>\$1,988,356.26</b>	COB Series 2001 Debt Service on Refunded Bonds	<b>\$1,590,000.00</b>	Principal	<b>\$1,590,000.00</b>	Series 2010 Sources of Funds..Proceeds of Bonds
<b>\$1,839,134.46</b>	GOB Series 2010 Refunded Bonds	<b>\$249,134.46</b>	interest	<b>\$38,746.50</b>	Cost of Issuance
<b>\$149,221.80</b>	Net savings	<b>\$1,839,134.46</b>	GOB Series 2010, Refunding Bonds	<b>\$1,551,253.50</b>	Deposit to Escrow

Original Certificates of Obligation Bonds Series 2001 payments started February 2002  
 Series 2010 Refunding ... Interest and Bond Redemptions due February of each year starting February of 2011  
 Series 2010 Refunding ... Interest only due August of each year starting August of 2011



GILLESPIE COUNTY, TEXAS

GOB Series 2013 ... Jail Project

Bond Redemptions Interest Payment Schedule  
February.2014 through February.2033

Schedule Bond Redemption & Interest Payment		Initial Receipt of Bonds June.2013	Year 1 2014	Year 2 2015	Year 3 2016	Year 4 2017	Year 5 2018	Year 6 2019	Year 7 2020	Year 8 2021	Year 9 2022	Year 10 2023
<b>Projected Balances At Year Start</b>		20,429,713.00	20,429,713.00	19,408,475.00	18,387,525.00	17,367,275.00	16,347,925.00	15,324,725.00	14,300,875.00	13,279,650.00	12,256,300.00	11,234,800.00
February	bonds	0.00	395,000.00	530,000.00	540,000.00	550,000.00	565,000.00	580,000.00	595,000.00	620,000.00	645,000.00	670,000.00
	interest	0.00	378,113.00	248,125.00	242,825.00	237,425.00	231,925.00	226,275.00	217,575.00	208,650.00	194,700.00	181,800.00
August	bonds	0.00	0.00	0.00	0.00	0.00	0.00	0.00	0.00	0.00	0.00	0.00
	interest	0.00	248,125.00	242,825.00	237,425.00	231,925.00	226,275.00	217,575.00	208,650.00	194,700.00	181,800.00	168,400.00
<b>Projected Total Remittance</b>		0.00	1,021,238.00	2,042,188.00	3,062,438.00	4,081,788.00	5,104,988.00	6,128,838.00	7,150,063.00	8,173,413.00	9,194,913.00	10,215,113.00
<b>Project Balances At Year End</b>		20,429,713.00	19,408,475.00	18,387,525.00	17,367,275.00	16,347,925.00	15,324,725.00	14,300,875.00	13,279,650.00	12,256,300.00	11,234,800.00	10,214,600.00
Bonds Issued June.2014												
Principal and Interest payments due February of each year starting February of 2014												
Interest only payments due August of each year starting August of 2014												

Outstanding Tax Secured Debt		Initial Receipt of Bonds June.2013	Year 1 2014	Year 2 2015	Year 3 2016	Year 4 2017	Year 5 2018	Year 6 2019	Year 7 2020	Year 8 2021	Year 9 2022	Year 10 2023
<b>Balances At Year Start</b>		20,429,713.00	20,429,713.00	19,408,475.50	18,387,525.50	17,367,275.50						
February	bonds	0.00	395,000.00	530,000.00	540,000.00							
	interest	0.00	378,112.50	248,125.00	242,825.00							
August	bonds	0.00	0.00	0.00	0.00							
	interest	0.00	248,125.00	242,825.00	237,425.00							
<b>Total Annual Remittances</b>		0.00	1,021,237.50	1,020,950.00	1,020,250.00	0.00						
<b>Total Remittances To Date</b>		0.00	1,021,237.50	2,042,187.50	3,062,437.50	3,062,437.50						

GILLESPIE COUNTY, TEXAS

GOB Series 2013 ... Jail Project

Bond Redemptions Interest Payment Schedule  
February 2014 through February 2033

Schedule Bond Redemption & Interest Payment	Year 11 2024	Year 12 2025	Year 13 2026	Year 14 2027	Year 15 2028	Year 16 2029	Year 17 2030	Year 18 2031	Year 19 2032	Year 20 2033
<b>Projected Balances At Year Start</b>	10,214,600.00	9,191,800.00	8,172,500.00	7,152,800.00	6,129,000.00	5,107,400.00	4,084,300.00	3,061,100.00	2,039,200.00	1,020,000.00
February bonds	700,000.00	725,000.00	755,000.00	790,000.00	820,000.00	855,000.00	890,000.00	925,000.00	960,000.00	1,000,000.00
interest	168,400.00	154,400.00	139,900.00	124,800.00	109,000.00	92,600.00	75,500.00	57,700.00	39,200.00	20,000.00
August bonds	0.00	0.00	0.00	0.00	0.00	0.00	0.00	0.00	0.00	0.00
interest	154,400.00	139,900.00	124,800.00	109,000.00	92,600.00	75,500.00	57,700.00	39,200.00	20,000.00	0.00
<b>Projected Total Remittance</b>	11,237,913.00	12,257,213.00	13,276,913.00	14,300,713.00	15,322,313.00	16,345,413.00	17,368,613.00	18,390,513.00	19,409,713.00	20,429,713.00
<b>Project Balances At Year End</b>	9,191,800.00	8,172,500.00	7,152,800.00	6,129,000.00	5,107,400.00	4,084,300.00	3,061,100.00	2,039,200.00	1,020,000.00	0.00
Bonds Issued June 2014										
Principal and interest payments due February of each year starting February of 2014										
Interest only payments due August of each year starting August of 2014										

Outstanding Tax Secured Debt	Year 11 2024	Year 12 2025	Year 13 2026	Year 14 2027	Year 15 2028	Year 16 2029	Year 17 2030	Year 18 2031	Year 19 2032	Year 20 2033
<b>Balances At Year Start</b>										
February bonds interest										
August bonds interest										
<b>Total Annual Remittances</b>										
<b>Total Remittances To Date</b>										



**GILLESPIE COUNTY, TEXAS**  
Capital Assets Lease/Purchase ... Contract 6451, September.2013  
Road & Bridge Departments

**PROJECTED Payments**

PROJECTED Payments	FY2016			FY2017			FY2018			FY2019		
	Total Payment	Principal	Interest	Total Payment	Principal	Interest	Total Payment	Principal	Interest	Total Payment	Principal	Interest
<b>Balance At Year Start</b>	198,399.52		135,747.04			73,094.56				10,442.08		
October payment	5,221.04			5,221.04			5,221.04			5,221.04		
principal/interest	4,622.79	598.25		4,803.90	417.14		4,992.12	28.92		5,187.70	33.34	
November payment	5,221.04			5,221.04			5,221.04			5,221.04		
principal/interest	4,637.62	583.42		4,819.31	401.73		5,008.13	212.91		5,204.37	16.67	
December payment	5,221.04			5,221.04			5,221.04					
principal/interest	4,652.49	568.55		4,834.77	386.27		5,024.20	190.84				
January payment	5,221.04			5,221.04			5,221.04					
principal/interest	4,667.42	553.62		4,850.28	370.76		5,040.31	180.73				
February payment	5,221.04			5,221.04			5,221.04					
principal/interest	4,682.39	538.65		4,865.84	355.20		5,056.48	164.56				
March payment	5,221.04			5,221.04			5,221.04					
principal/interest	4,697.41	523.63		4,881.45	339.59		5,072.70	148.34				
April payment	5,221.04			5,221.04			5,221.04					
principal/interest	4,712.48	508.56		4,897.11	323.93		5,088.97	132.07				
May payment	5,221.04			5,221.04			5,221.04					
principal/interest	4,727.59	493.45		4,912.82	308.22		5,105.30	115.74				
June payment	5,221.04			5,221.04			5,221.04					
principal/interest	4,742.76	478.28		4,928.57	292.47		5,121.67	99.37				
July payment	5,221.04			5,221.04			5,221.04					
principal/interest	4,757.97	463.07		4,944.38	276.66		5,138.10	82.94				
August payment	5,221.04			5,221.04			5,221.04					
principal/interest	4,773.23	447.81		4,960.24	260.80		5,154.58	66.46				
September payment	5,221.04			5,221.04			5,221.04					
principal/interest	4,788.54	432.50		4,976.16	244.88		5,171.12	49.92				
<b>Total Proposed Payments Per Year</b>												
Total Payments	62,652.48		62,652.48			62,652.48			10,442.08			
Principal	56,462.69			58,674.83			60,973.68		10,392.07			
Interest		6,189.79		3,977.65			1,478.80		50.01			
<b>Projected Balance Year End</b>												
	135,747.04		73,094.56			10,442.08			0.00			

**GILLESPIE COUNTY, TEXAS**  
Capital Assets Lease/Purchase ... Contract 6451, September.2013  
Road & Bridge Departments

**ACTUAL Payments**

ACTUAL Payments	FY2016			FY2017			FY2018			FY2019		
	Total Payment	Principal	Interest	Total Payment	Principal	Interest	Total Payment	Principal	Interest	Total Payment	Principal	Interest
<b>Balance At Year Start</b>	193,188.48											
October payment	5,221.04											
principal/interest	4,637.62	583.42										
November payment	5,220.04											
principal/interest	4,652.49	567.55										
December payment	5,221.04											
principal/interest	4,667.42	553.62										
January payment	5,221.04											
principal/interest	4,682.39	538.65										
February payment	5,221.04											
principal/interest	4,697.41	523.63										
March payment	5,221.04											
principal/interest	4,712.48	508.56										
April payment	5,221.04											
principal/interest	4,727.59	493.45										
May payment	5,221.04											
principal/interest	4,742.76	478.28										
June payment	5,221.04											
principal/interest	4,757.97	463.07										
July payment	5,221.04											
principal/interest	4,773.23	447.81										
August payment	5,221.04											
principal/interest	4,788.54	432.50										
September payment	5,221.04											
principal/interest	4,788.54	432.50										
<b>Total Payments as of Current Date</b>												
Total Payments	62,651.48											
Principal		56,628.44										
Interest			6,023.04									
<b>Balance as of Current Period</b>												
	130,537.00											







**GILLESPIE COUNTY, TEXAS**  
Public Property Finance ... Contract 6774, October 24, 2014  
Sheriff Office ... Law Enforcement Radio System Upgrade

**PROJECTED Payments**

PROJECTED Payments		FY2016			FY2017			FY2018			FY2019		
		Total Payment	Principal	Interest	Total Payment	Principal	Interest	Total Payment	Principal	Interest	Total Payment	Principal	Interest
<b>Balance Year Start</b>		622,829.27			554,260.91			485,692.55			417,124.19		
October	payment	5,714.03			5,714.03			5,714.03			5,714.03		
	principal/interest		4,141.76	1,572.27		4,291.13	1,422.90		4,445.88	1,268.15		4,606.21	1,107.82
November	payment	5,714.03			5,714.03			5,714.03			5,714.03		
	principal/interest		4,154.01	1,560.02		4,303.81	1,410.22		4,459.02	1,255.01		4,619.83	1,094.20
December	payment	5,714.03			5,714.03			5,714.03			5,714.03		
	principal/interest		4,166.29	1,547.74		4,316.54	1,397.49		4,472.21	1,241.82		4,633.49	1,080.54
January	payment	5,714.03			5,714.03			5,714.03			5,714.03		
	principal/interest		4,178.61	1,535.42		4,329.30	1,384.73		4,485.43	1,228.60		4,647.19	1,066.84
February	payment	5,714.03			5,714.03			5,714.03			5,714.03		
	principal/interest		4,190.96	1,523.07		4,342.10	1,371.93		4,498.69	1,215.34		4,660.93	1,053.10
March	payment	5,714.03			5,714.03			5,714.03			5,714.03		
	principal/interest		4,203.35	1,510.68		4,354.94	1,359.09		4,511.99	1,202.04		4,674.71	1,039.32
April	payment	5,714.03			5,714.03			5,714.03			5,714.03		
	principal/interest		4,215.78	1,498.25		4,367.82	1,346.21		4,525.33	1,188.70		4,688.53	1,025.50
May	payment	5,714.03			5,714.03			5,714.03			5,714.03		
	principal/interest		4,228.25	1,485.78		4,380.73	1,333.30		4,538.71	1,175.32		4,702.39	1,011.64
June	payment	5,714.03			5,714.03			5,714.03			5,714.03		
	principal/interest		4,240.75	1,473.28		4,393.68	1,320.35		4,552.13	1,161.90		4,716.30	997.73
July	payment	5,714.03			5,714.03			5,714.03			5,714.03		
	principal/interest		4,253.29	1,460.74		4,406.67	1,307.36		4,565.59	1,148.44		4,730.24	983.79
August	payment	5,714.03			5,714.03			5,714.03			5,714.03		
	principal/interest		4,265.86	1,448.17		4,419.70	1,294.33		4,579.09	1,134.94		4,744.23	969.80
September	payment	5,714.03			5,714.03			5,714.03			5,714.03		
	principal/interest		4,278.48	1,435.55		4,432.77	1,281.26		4,592.63	1,121.40		4,758.25	955.78
<b>Total Proposed Payments Per Year</b>													
	Total Payments	68,568.36			68,568.36			68,568.36			68,568.36		
	Principal		50,517.39		52,339.19			54,226.70			56,182.30		
	Interest			18,050.97		16,229.17		14,341.66			12,386.06		
<b>Projected Balance Year End</b>													
			554,260.91		485,692.55			417,124.19			348,555.83		

**GILLESPIE COUNTY, TEXAS**  
**Public Property Finance ... Contract 6774, October 24, 2014**  
**Sheriff Office ... Law Enforcement Radio System Upgrade**

**PROJECTED Payments**

FY2020			FY2021			FY2022			FY2023			FY2024			FY2025		
Total Payment	Principal	Interest	Total Payment	Principal	Interest	Total Payment	Principal	Interest	Total Payment	Principal	Interest	Total Payment	Principal	Interest	Total Payment	Principal	Interest
348,555.83			279,987.47			211,419.11			142,850.75			74,282.39			5,714.03		
5,714.03			5,714.03			5,714.03			5,714.03			5,714.03			5,714.03		
	4,772.32	941.71		4,944.43	769.60		5,122.74	591.29		5,307.48	406.55		5,498.88	215.15		5,696.97	17.06
5,714.03			5,714.03			5,714.03			5,714.03			5,714.03					
	4,786.43	927.60		4,959.04	754.99		5,137.88	576.15		5,323.17	390.86		5,515.14	198.89			
5,714.03			5,714.03			5,714.03			5,714.03			5,714.03					
	4,800.58	913.45		4,973.71	740.32		5,153.07	560.96		5,338.91	375.12		5,531.45	182.58			
5,714.03			5,714.03			5,714.03			5,714.03			5,714.03					
	4,814.78	899.25		4,988.41	725.62		5,168.31	545.72		5,354.69	359.34		5,547.80	166.23			
5,714.03			5,714.03			5,714.03			5,714.03			5,714.03					
	4,829.01	885.02		5,003.16	710.87		5,183.59	530.44		5,370.53	343.50		5,564.20	149.83			
5,714.03			5,714.03			5,714.03			5,714.03			5,714.03					
	4,843.29	870.74		5,017.95	696.08		5,198.92	515.11		5,386.41	327.62		5,580.65	133.38			
5,714.03			5,714.03			5,714.03			5,714.03			5,714.03					
	4,857.61	856.42		5,032.79	681.24		5,214.29	499.74		5,402.33	311.70		5,597.15	116.88			
5,714.03			5,714.03			5,714.03			5,714.03			5,714.03					
	4,871.97	842.06		5,047.67	666.36		5,229.71	484.32		5,418.30	295.73		5,613.70	100.33			
5,714.03			5,714.03			5,714.03			5,714.03			5,714.03					
	4,886.38	827.65		5,062.60	651.43		5,245.17	468.86		5,434.32	279.71		5,630.30	83.73			
5,714.03			5,714.03			5,714.03			5,714.03			5,714.03					
	4,900.83	813.20		5,077.56	636.47		5,260.68	453.35		5,450.39	263.64		5,646.95	67.08			
5,714.03			5,714.03			5,714.03			5,714.03			5,714.03					
	4,915.32	798.71		5,092.58	621.45		5,276.23	437.80		5,466.51	247.52		5,663.65	50.38			
5,714.03			5,714.03			5,714.03			5,714.03			5,714.03					
	4,929.85	784.18		5,107.63	606.40		5,291.83	422.20		5,482.67	231.36		5,680.39	33.64			
68,568.36			68,568.36			68,568.36			68,568.36			68,568.36			5,714.03		
	58,208.37			60,307.53			62,482.42			64,735.71			67,070.26			5,696.97	
		10,359.99			8,260.83			6,085.94			3,832.65			1,498.10			17.06
279,987.47			211,419.11			142,850.75			74,282.39			5,714.03			0.00		



**GILLESPIE COUNTY, TEXAS**  
**Public Property Finance ... Contract 6774, October 24, 2014**  
**Sheriff Office ... Law Enforcement Radio System Upgrade**

**ACTUAL Payments**

ACTUAL Payments	FY2016			FY2017			FY2018			FY2019			
	Total Payment	Principal	Interest	Total Payment	Principal	Interest	Total Payment	Principal	Interest	Total Payment	Principal	Interest	Total Payment
Balance Year Start	623,572.07			555,003.71									
October	payment	5,714.03		5,714.03									
	principal/interest		4,141.76	1,572.27	4,291.13	1,422.90							
November	payment	5,714.03											
	principal/interest		4,154.01	1,560.02									
December	payment	5,714.03											
	principal/interest		4,166.29	1,547.74									
January	payment	5,714.03											
	principal/interest		4,178.61	1,535.42									
February	payment	5,714.03											
	principal/interest		4,190.96	1,523.07									
March	payment	5,714.03											
	principal/interest		4,203.35	1,510.68									
April	payment	5,714.03											
	principal/interest		4,215.78	1,498.25									
May	payment	5,714.03											
	principal/interest		4,228.25	1,485.78									
June	payment	5,714.03											
	principal/interest		4,240.75	1,473.28									
July	payment	5,714.03											
	principal/interest		4,253.29	1,460.74									
August	payment	5,714.03											
	principal/interest		4,265.86	1,448.17									
September	payment	5,714.03											
	principal/interest		4,278.48	1,435.55									
<b>Total Payments</b>													
<b>Current Period</b>													
	Total Payments	68,568.36		5,714.03									
	Principal		50,517.39	4,291.13									
	Interest			18,050.97	1,422.90								
<b>Balance Current Period</b>													
		555,003.71		549,289.68									

**County of Gillespie**  
**District Clerk Bond / Trust Recap**  
 October 2015 - September 2016  
 Funds Managed by County Treasurer

Cause Description	Cause No	Initial Investment		Prior Interest		Current Year Interest												Released Investments	Current Balances	Current Interest
		Face Value	Adjusted Value	Interest	Top Pool	Oct. 2015	Nov. 2015	Dec. 2015	Jan. 2016	Feb. 2016	Mar. 2016	Apr. 2016	May 2016	Jun. 2016	Jul. 2016	Aug. 2016	Sep. 2016			
Sonstegard / Curtis	2705	1,000.00	762.80	31.52														1,824.32	0.00	0.00
State v Montagnino	4073	10,000.00	43.82	171.08														10,214.90	0.00	0.00
State v Chow	4232	10,000.00		31.34														10,031.34	0.00	0.00
State v Loul	4233	10,000.00		25.50														10,025.50	0.00	0.00
State v Duecker	4261	20,000.00		33.03														20,033.03	0.00	0.00
State v Duecker	4262	20,000.00		33.03														20,033.03	0.00	0.00
Wheatcraft v Meier	6978	500.00	236.07	159.05	0.07	0.08	0.14	0.20	0.21	0.25	0.25	0.26	0.26	0.28	0.28	0.28		897.68	2.56	0.00
Munsell Meier v Robinson	7227	1,000.00	390.71	254.33														1,645.04	0.00	0.00
Pauls v Bird	8623	500.00	77.66	124.83	0.06	0.06	0.11	0.16	0.16	0.20	0.20	0.21	0.21	0.22	0.22	0.22		704.52	2.03	0.00
Pruitt v Danes	8764	1,000.00	128.41	16.95														1,145.36	0.00	0.00
Damron (Investment)	8766	500.00	5.37	32.96														524.86	0.00	0.00
Tin Star Ranch	9411	500.00	1.07	21.82	0.01	0.01	0.02	0.03	0.03	0.03	0.03	0.04	0.04	0.04	0.04	0.04		538.33	0.00	0.00
Hearne & Phillips	9461	100.00	1.19	108.23	0.05	0.06	0.10	0.14	0.15	0.17	0.17	0.18	0.18	0.19	0.19	0.19		123.25	0.36	0.00
Haggard v Schroeder	9666	500.00	1.19	108.23	0.05	0.06	0.10	0.14	0.15	0.17	0.17	0.18	0.18	0.19	0.19	0.19		611.19	1.77	0.00
Staats v Tonn	9752	1,000.00	17.85															1,017.85	0.00	0.00
Silver Deer v Senkbeil	10010	100.00	20.59	0.01	0.01	0.02	0.03	0.03	0.03	0.03	0.03	0.04	0.04	0.04	0.04	0.04		120.95	0.36	0.00
Ankerm v Woods & Schmidt	10154	1,000.00	55.01															1,055.01	0.00	0.00
Sledge v Jones	10370	1,000.00	190.92	0.10	0.11	0.19	0.27	0.28	0.33	0.33	0.33	0.34	0.36	0.37	0.38	0.37		1,194.25	3.43	0.00
Whitehead v Hartel	10373	100.00	19.11	0.01	0.01	0.02	0.03	0.03	0.03	0.03	0.03	0.04	0.04	0.04	0.04	0.04		119.47	0.36	0.00
Ballard v Keidel	10412	1,000.00	4.31															1,004.31	0.00	0.00
Parker/Roscoe L	10522	23,800.00	2,639.22															26,439.22	0.00	0.00
Harris v Fouton (dba Silver Deer)	10779	1,000.00	152.11	0.09	0.10	0.18	0.26	0.28	0.32	0.32	0.32	0.33	0.34	0.36	0.37	0.37		1,155.43	3.32	0.00
Fonder v Salinas	10930	200.00	27.54	0.02	0.02	0.04	0.05	0.05	0.06	0.06	0.06	0.07	0.07	0.07	0.07	0.07		228.19	0.65	0.00
City of Fly v Penick	10970	274,045.00	118.40															274,163.40	0.00	0.00
A J Waight v LCRA	11042	250.00	1.06															251.06	0.00	0.00
Jenschke v Friedrich	11228	1,000.00	15.72															1,015.72	0.00	0.00
Quest Oil v Wallen and B&B Oil	11259	1,000.00	74.17															1,074.17	0.00	0.00
Cornestone v Parker	11336	1,000.00	52.90	0.09	0.10	0.17	0.24	0.25	0.29	0.29	0.29	0.30	0.31	0.33	0.33	0.33		1,055.93	3.03	0.00
Irwin vs Irwin	11399	303,022.74	3,310.61															306,333.35	0.00	0.00
Herb Venture v Varney	11703	250.00	4.12	0.02	0.02	0.04	0.06	0.06	0.07	0.07	0.07	0.07	0.08	0.08	0.08	0.08		254.85	0.73	0.00
Dolezal vs Dolezal	11812	1,000.00	7.95															1,007.95	0.00	0.00



**County of Gillespie  
District Clerk Bond / Trust Recap  
October 2015 - September 2016  
Funds Managed by County Treasurer**

Cause Description	Cause No	Initial Investment	Adjusted		Current Year Interest												Released	Current	Interest
			Face	Value	TexPool Account														
			Prior Interest	TexPool	Oct 2015	Nov 2015	Dec 2015	Jan 2016	Feb 2016	Mar 2016	Apr 2016	May 2016	Jun 2016	Jul 2016	Aug 2016	Sep 2016			
Bredemus and J&B Cheese v Just	11877	1,000.00	9.78		0.16	0.09	0.08	0.06	0.25	0.24	0.28	0.28	0.29	0.30	0.32	0.32	1,012.71	2.93	
Prause & Thompson v Bierschwale	11897	100.00	0.92		0.01	0.01	0.02	0.02	0.02	0.02	0.03	0.03	0.03	0.03	0.03	0.03	101.21	0.29	
Rutherford v Rathner & Kamp	11904	100.00	0.92		0.01	0.01	0.02	0.02	0.02	0.02	0.03	0.03	0.03	0.03	0.03	0.03	101.21	0.29	
Querner v Lester	11928A	1,000.00	1.86		0.08	0.09	0.16	0.25	0.24	0.28	0.28	0.29	0.29	0.30	0.32	0.32	1,004.78	2.92	
TexHillCo EmployeesC,LL vs Beckmann	12195	100.00	0.05														100.05	0.00	
Fulton v Coleman	12209	500.00	3.07		0.04	0.05	0.08	0.11	0.12	0.14	0.14	0.15	0.15	0.16	0.16	0.16	504.53	1.46	
IBT Int v Grammer	12228	115,000.00	130.48														115,130.48	0.00	
Ferrell vs Hall, Executor Estate of Klein, Deceased	12369	500.00	0.60														500.60	0.00	
Baby vs Doggett	12603	400.00	0.35														400.35	0.00	
Cover v Chase Bank	12964	100.00	0.12		0.01	0.01	0.02	0.02	0.02	0.02	0.03	0.03	0.03	0.03	0.03	0.03	100.41	0.29	
Balero v Federal Home Mortgage	13025	250.00	0.50		0.02	0.02	0.04	0.06	0.06	0.07	0.07	0.07	0.07	0.08	0.08	0.08	251.23	0.73	
L CRA vs TRT Ranch	13119	949,500.00	45.58														949,545.58	0.00	
L CRA vs Oehler	13120	196,000.00	9.36														195,009.36	0.00	
L CRA vs Wahrmond	13121	177,000.00	8.49														177,008.49	0.00	
Collins Estate of Smith v Bank of America	13203	500.00	0.89		0.04	0.05	0.08	0.11	0.12	0.14	0.14	0.14	0.15	0.16	0.16	0.16	502.34	1.45	
Whitney, et al vs Live Springs, et al	13291	500.00	0.66		0.04	0.05	0.08	0.11	0.12	0.14	0.14	0.14	0.15	0.16	0.16	0.16	502.11	1.45	
Bruce Kreese vs New York Life Insurance and Annuity Corp, et al	13320	951.17	0.30														951.47	0.00	
Hampton vs Spornhauer	13343	2,000.00	2.64		0.16	0.18	0.32	0.45	0.48	0.56	0.57	0.59	0.60	0.63	0.64	0.64	2,008.46	5.82	
Kerrville Professional Properties LTD ... vs Friendship Village Owners Assn, Inc ...	13640																0.00	0.00	
In the Matter of the Marriage of Roxanne L Pennington & Gerald M Pennington and in the interest of Sarah Matthew Pennington, Children	13683	500.00	0.32		0.04	0.05	0.08	0.11	0.12	0.14	0.14	0.14	0.15	0.16	0.16	0.16	501.77	1.45	
Berry vs Cardash	13659	500,984.49	159.13														501,143.62	0.00	
Berry vs Cardash ... TRQ	13859TRQ	5,000.00	2.69		0.42	0.49	0.76	1.14	1.20	1.40	1.41	1.45	1.50	1.60	1.60	1.60	5,017.24	14.55	
Roscoe L Parker Guardianship	10522(a)	7,500.00	587.17														8,087.17	0.00	
State v Farmer	3870A	4,000.00	67.71														4,572.49	0.00	
State v Farmer	3870B	1,000.00	19.89														1,146.08	0.00	
Damron (trust)	8766(A)	26,278.61	92.83														26,371.44	0.00	
<b>Totals</b>		<b>2,676,132.01</b>	<b>2,308.07</b>		<b>1.48</b>	<b>1.68</b>	<b>2.85</b>	<b>4.12</b>	<b>4.29</b>	<b>5.02</b>	<b>5.04</b>	<b>5.23</b>	<b>5.40</b>	<b>5.69</b>	<b>5.73</b>	<b>5.70</b>	<b>18,073.71</b>	<b>52.23</b>	

**County of Gillespie**  
**County Clerk Holding Account Recap**  
 October 2015 -September 2016  
 Funds Managed by County Treasurer

Cause	Investment Face Value	Prior Interest		Current Year Interest TextPool Account												Released Investment	Current Balances	Total Interest FY2015
		Adjusted	TextPool	Oct-2015	Nov-2015	Dec-2015	Jan-2016	Feb-2016	Mar-2016	Apr-2016	May-2016	Jun-2016	Jul-2016	Aug-2016	Sep-2016			
Cause 9145 Doyle/Michael J Guardianship additional funds added July 2013 of \$682.40 to original face of \$119,517.83 or \$120,200.23 principal	120,200.23	344.18		9.91	10.95	19.11	27.37	28.84	33.55	33.50	34.85	36.07	37.83	38.31		0.00	120,892.46	348.05
Cause 8132 Roscoe L Parker	7,500.00	97.71		04,2005 account closed ... case transferred to District Court												7,597.71	0.00	
Cause 8321 David Eugene Reynolds	100,000.00	11,872.07		closed 07 14,2008												111,872.07	0.00	
<b>Investment Totals</b>	<b>107,500.00</b>	<b>0.00</b>	<b>12,313.96</b>	<b>9.91</b>	<b>10.95</b>	<b>19.11</b>	<b>27.37</b>	<b>28.84</b>	<b>33.55</b>	<b>33.50</b>	<b>34.85</b>	<b>36.07</b>	<b>37.83</b>	<b>38.31</b>		<b>119,469.78</b>	<b>120,892.46</b>	<b>348.05</b>



GILLESPIE COUNTY TEXAS

Investment Performance Summary  
Certificate of Deposits

Financial Institution	FY2016												Year To Date		
	Oct	Nov	Dec	Jan	Feb	Mar	Apr	May	Jun	Jul	Aug	Sep			
<b>Blanco National Bank</b>													<b>Blanco National Bank</b>		
Certificate of Deposits ... held at face value													Certificate of Deposits ... held at face value		
Amount of Investment	2,400,000	2,400,000	2,400,000	2,400,000	2,400,000	2,400,000	2,400,000	2,400,000	2,400,000	2,400,000	2,400,000	2,400,000	2,400,000	2,400,000	Average Investment
Average Interest Rate	0.4500	0.4500	0.4500	0.4500	0.4500	0.4500	0.4500	0.4500	0.4500	0.4500	0.4500	0.4500	0.4500	0.4500	Average Interest Rate
Earned Interest	887.76	917.28	887.76	917.28	914.82	860.48	917.28	887.76	917.28	890.22	917.28	917.28	917.28	10,832.48	Earned Interest
<b>Security State Bank &amp; Trust</b>													<b>Security State Bank &amp; Trust</b>		
Certificate of Deposits ... held at face value													Certificate of Deposits ... held at face value		
Amount of Investment	2,650,000	2,650,000	2,650,000	2,650,000	2,650,000	2,650,000	2,650,000	2,650,000	2,650,000	2,650,000	2,650,000	2,650,000	2,650,000	2,650,000	Average Investment
Average Interest Rate	0.3500	0.3500	0.3500	0.3500	0.3500	0.3500	0.3500	0.3500	0.3500	0.3556	0.3556	0.3556	0.3556	0.3514	Average Interest Rate
Earned Interest	762.36	787.76	762.36	787.76	787.76	736.92	787.76	762.36	787.76	762.36	808.99	808.99	808.99	9,343.14	Earned Interest

Financial Institution	FY2015												Year To Date		
	Oct	Nov	Dec	Jan	Feb	Mar	Apr	May	Jun	Jul	Aug	Sep			
<b>Blanco National Bank</b>													<b>Blanco National Bank</b>		
Certificate of Deposits ... held at face value													Certificate of Deposits ... held at face value		
Amount of Investment	2,400,000	2,400,000	2,400,000	2,400,000	2,400,000	2,400,000	2,400,000	2,400,000	2,400,000	2,400,000	2,400,000	2,400,000	2,400,000	2,400,000	Average Investment
Average Interest Rate	0.4500	0.4500	0.4500	0.4500	0.4500	0.4500	0.4500	0.4500	0.4500	0.4500	0.4500	0.4500	0.4500	0.4500	Average Interest Rate
Earned Interest	887.76	917.28	887.76	917.28	912.34	833.42	916.05	890.22	917.28	887.76	917.28	917.28	917.28	10,801.71	Earned Interest
<b>Security State Bank &amp; Trust</b>													<b>Security State Bank &amp; Trust</b>		
Certificate of Deposits ... held at face value													Certificate of Deposits ... held at face value		
Amount of Investment	2,650,000	2,650,000	2,650,000	2,650,000	2,650,000	2,650,000	2,650,000	2,650,000	2,650,000	2,650,000	2,650,000	2,650,000	2,650,000	2,650,000	Average Investment
Average Interest Rate	0.3500	0.3500	0.3500	0.3500	0.3500	0.3500	0.3500	0.3500	0.3500	0.3500	0.3500	0.3500	0.3500	0.3500	Average Interest Rate
Earned Interest	762.36	787.63	762.36	787.63	786.80	712.48	787.76	762.36	787.76	762.36	787.76	787.76	787.76	9,275.02	Earned Interest

Financial Institution	FY2014												Year To Date		
	Oct	Nov	Dec	Jan	Feb	Mar	Apr	May	Jun	Jul	Aug	Sep			
<b>Blanco National Bank</b>													<b>Blanco National Bank</b>		
Certificate of Deposits ... held at face value													Certificate of Deposits ... held at face value		
Amount of Investment	2,400,000	2,400,000	2,400,000	2,400,000	2,400,000	2,400,000	2,400,000	2,400,000	2,400,000	2,400,000	2,400,000	2,400,000	2,400,000	2,400,000	Average Investment
Average Interest Rate	0.5333	0.5167	0.5042	0.4917	0.4875	0.4792	0.4593	0.4500	0.4500	0.4500	0.4500	0.4500	0.4500	0.4767	Average Interest Rate
Earned Interest	1,076.62	1,095.57	1,019.12	1,036.14	1,005.73	910.12	985.20	912.39	925.77	887.76	917.28	917.28	917.28	11,688.98	Earned Interest
<b>Security State Bank &amp; Trust</b>													<b>Security State Bank &amp; Trust</b>		
Certificate of Deposits ... held at face value													Certificate of Deposits ... held at face value		
Amount of Investment	2,650,000	2,650,000	2,650,000	2,650,000	2,650,000	2,650,000	2,650,000	2,650,000	2,650,000	2,650,000	2,650,000	2,650,000	2,650,000	2,650,000	Average Investment
Average Interest Rate	0.3889	0.3889	0.3889	0.3833	0.3722	0.3667	0.3611	0.3556	0.3556	0.3500	0.3500	0.3500	0.3500	0.3676	Average Interest Rate
Earned Interest	871.27	874.78	846.61	874.78	852.59	764.27	834.46	792.22	808.99	782.91	787.76	787.76	787.76	9,878.40	Earned Interest

Financial Institution	FY2013												Year To Date		
	Oct	Nov	Dec	Jan	Feb	Mar	Apr	May	Jun	Jul	Aug	Sep			
<b>Blanco National Bank</b>													<b>Blanco National Bank</b>		
Certificate of Deposits ... held at face value													Certificate of Deposits ... held at face value		
Amount of Investment	2,400,000	2,400,000	2,400,000	2,400,000	2,400,000	2,400,000	2,400,000	2,400,000	2,400,000	2,400,000	2,400,000	2,400,000	2,400,000	2,400,000	Average Investment
Average Interest Rate	0.6500	0.6458	0.6375	0.6250	0.6208	0.6125	0.6125	0.5833	0.5708	0.5583	0.5500	0.5471	0.5471	0.6011	Average Interest Rate
Earned Interest	1,282.08	1,324.80	1,273.86	1,299.33	1,267.84	1,148.97	1,248.39	1,167.00	1,188.96	1,125.91	1,146.51	1,129.53	1,129.53	14,803.18	Earned Interest
<b>Security State Bank &amp; Trust</b>													<b>Security State Bank &amp; Trust</b>		
Certificate of Deposits ... held at face value													Certificate of Deposits ... held at face value		
Amount of Investment	2,650,000	2,650,000	2,650,000	2,650,000	2,650,000	2,650,000	2,650,000	2,650,000	2,650,000	2,650,000	2,650,000	2,650,000	2,650,000	2,650,000	Average Investment
Average Interest Rate	0.4778	0.4778	0.4778	0.4667	0.4444	0.4333	0.4333	0.4111	0.4111	0.4000	0.4000	0.4000	0.4000	0.4361	Average Interest Rate
Earned Interest	1,089.06	1,074.40	1,039.75	1,074.40	1,030.84	917.83	993.69	920.58	942.72	912.36	900.25	900.25	900.25	11,796.13	Earned Interest



## GILLESPIE COUNTY TEXAS

### Investment Performance Summary Certificate of Deposits

Financial Institution	FY2012												Year To Date				
	Oct	Nov	Dec	Jan	Feb	Mar	Apr	May	Jun	Jul	Aug	Sep					
<b>Blanco National Bank</b>													<b>Blanco National Bank</b>				
Certificate of Deposits ... held at face value													Certificate of Deposits ... held at face value				
Amount of Investment	2,400,000	2,400,000	2,400,000	2,400,000	2,400,000	2,400,000	2,400,000	2,400,000	2,400,000	2,400,000	2,400,000	2,400,000	2,400,000	2,400,000	2,400,000	2,400,000	2,400,000
Average Interest Rate	0.8458	0.8083	0.7833	0.7458	0.7333	0.7167	0.6750	0.6583	0.6500	0.6500	0.6500	0.6500	0.6500	0.6500	0.6500	0.6500	0.7139
Earned Interest	1,693.08	1,724.02	1,598.55	1,596.62	1,516.62	1,401.92	1,460.72	1,331.40	1,341.79	1,282.08	1,324.80	1,324.80	1,324.80	1,324.80	1,324.80	1,324.80	17,596.40
<b>Security State Bank &amp; Trust</b>													<b>Security State Bank &amp; Trust</b>				
Certificate of Deposits ... held at face value													Certificate of Deposits ... held at face value				
Amount of Investment	2,650,000	2,650,000	2,650,000	2,650,000	2,650,000	2,650,000	2,650,000	2,650,000	2,650,000	2,650,000	2,650,000	2,650,000	2,650,000	2,650,000	2,650,000	2,650,000	2,650,000
Average Interest Rate	0.7222	0.7222	0.7222	0.6889	0.6222	0.5889	0.5556	0.5222	0.5222	0.5000	0.5000	0.5000	0.5000	0.5000	0.5000	0.5000	0.5972
Earned Interest	1,800.00	1,605.23	1,553.43	1,605.23	1,477.83	1,334.81	1,363.18	1,195.90	1,210.30	1,171.25	1,125.37	1,125.37	1,125.37	1,125.37	1,125.37	1,125.37	16,567.90
<b>Blanco National Bank</b>													<b>Blanco National Bank</b>				
Certificate of Deposits ... held at face value													Certificate of Deposits ... held at face value				
Amount of Investment	2,400,000	2,400,000	2,400,000	2,400,000	2,400,000	2,400,000	2,400,000	2,400,000	2,400,000	2,400,000	2,400,000	2,400,000	2,400,000	2,400,000	2,400,000	2,400,000	2,400,000
Average Interest Rate	1.4625	1.3292	1.2542	1.1938	1.1771	1.1354	1.0313	0.9896	0.9396	0.9104	0.8813	0.8583	0.8583	0.8583	0.8583	0.8583	1.0969
Earned Interest	2,979.48	2,981.13	2,621.94	2,556.45	2,422.88	2,185.34	2,312.03	2,034.21	2,017.07	1,853.37	1,855.68	1,796.22	1,796.22	1,796.22	1,796.22	1,796.22	27,615.80
<b>Security State Bank &amp; Trust</b>													<b>Security State Bank &amp; Trust</b>				
Certificate of Deposits ... held at face value													Certificate of Deposits ... held at face value				
Amount of Investment	2,650,000	2,650,000	2,650,000	2,650,000	2,650,000	2,650,000	2,650,000	2,650,000	2,650,000	2,650,000	2,650,000	2,650,000	2,650,000	2,650,000	2,650,000	2,650,000	2,650,000
Average Interest Rate	1.1333	1.1333	1.1333	1.1000	1.0222	0.9833	0.9333	0.8833	0.8833	0.8333	0.8333	0.8333	0.8333	0.8333	0.8333	0.8333	0.9754
Earned Interest	2,447.26	2,541.58	2,459.59	2,541.58	2,411.45	2,129.59	2,280.43	2,021.92	2,051.12	1,984.93	1,860.02	1,860.02	1,860.02	1,860.02	1,860.02	1,860.02	26,589.49
<b>Blanco National Bank</b>													<b>Blanco National Bank</b>				
Certificate of Deposits ... held at face value													Certificate of Deposits ... held at face value				
Amount of Investment	2,200,000	2,200,000	2,200,000	2,200,000	2,200,000	2,200,000	2,400,000	2,400,000	2,400,000	2,400,000	2,400,000	2,400,000	2,400,000	2,400,000	2,400,000	2,400,000	2,300,000
Average Interest Rate	2.5886	2.4409	2.3500	2.1795	2.1227	2.0091	1.8083	1.7250	1.6208	1.5792	1.5479	1.5104	1.5104	1.5104	1.5104	1.5104	1.9569
Earned Interest	4,775.37	4,836.85	4,413.71	4,390.95	4,057.67	3,597.30	3,753.99	3,567.14	3,516.20	3,197.28	3,218.95	3,155.25	3,155.25	3,155.25	3,155.25	3,155.25	46,480.66
<b>Security State Bank &amp; Trust</b>													<b>Security State Bank &amp; Trust</b>				
Certificate of Deposits ... held at face value													Certificate of Deposits ... held at face value				
Amount of Investment	400,000	400,000	400,000	400,000	400,000	650,000	2,650,000	2,650,000	2,650,000	2,650,000	2,650,000	2,650,000	2,650,000	2,650,000	2,650,000	2,650,000	1,545,833
Average Interest Rate	1.5750	1.5750	1.5750	1.5750	1.2750	1.2500	1.1333	1.0833	1.0833	1.1389	1.1389	1.1389	1.1389	1.1389	1.1389	1.1389	1.2951
Earned Interest	673.99	535.06	517.82	535.06	532.05	394.25	677.32	2,441.10	2,193.21	2,202.74	2,528.82	2,528.83	2,528.83	2,528.83	2,528.83	2,528.83	15,760.25
<b>Blanco National Bank</b>													<b>Blanco National Bank</b>				
Certificate of Deposits ... held at face value													Certificate of Deposits ... held at face value				
Amount of Investment	1,700,000	1,700,000	1,700,000	1,700,000	1,700,000	1,700,000	2,200,000	2,200,000	2,200,000	2,200,000	2,200,000	2,200,000	2,200,000	2,200,000	2,200,000	2,200,000	1,950,000
Average Interest Rate	4.0412	3.6618	3.5353	3.2294	3.1500	3.0147	2.8682	2.7864	2.7864	2.7455	2.6932	2.6409	2.6409	2.6409	2.6409	2.6409	3.0961
Earned Interest	5,810.95	5,834.80	5,116.43	5,104.40	4,634.27	4,136.41	4,352.75	5,385.78	5,206.30	5,038.38	5,129.86	5,032.19	5,032.19	5,032.19	5,032.19	5,032.19	60,782.52
<b>Security State Bank &amp; Trust</b>													<b>Security State Bank &amp; Trust</b>				
Certificate of Deposits ... held at face value													Certificate of Deposits ... held at face value				
Amount of Investment	900,000	900,000	900,000	900,000	900,000	900,000	400,000	400,000	400,000	400,000	400,000	400,000	400,000	400,000	400,000	400,000	650,000
Average Interest Rate	3.0300	3.0300	3.0300	3.0300	2.4300	2.4300	2.2875	2.0500	2.0500	2.0500	2.0500	2.0500	2.0500	2.0500	2.0500	2.0500	2.4598
Earned Interest	1,984.94	2,305.90	2,231.52	2,305.90	2,297.68	1,860.84	2,051.10	752.07	696.44	673.99	696.44	696.44	696.44	696.44	696.44	696.44	18,553.26



## GILLESPIE COUNTY TEXAS

### Investment Performance Summary Certificate of Deposits

Financial Institution	FY2008												Year To Date	
	Oct	Nov	Dec	Jan	Feb	Mar	Apr	May	Jun	Jul	Aug	Sep		
<b>Blanco National Bank</b>													<b>Blanco National Bank</b>	
Certificate of Deposits ... held at face value													Certificate of Deposits ... held at face value	
Amount of Investment	1,600,000	1,600,000	1,600,000	1,600,000	1,600,000	1,700,000	1,700,000	1,700,000	1,700,000	1,700,000	1,700,000	1,700,000	1,700,000	1,658,333 Average Investment
Average Interest Rate	5.5531	5.4875	5.4656	5.2313	5.1219	4.9382	4.8206	4.5559	4.5559	4.4235	4.2912	4.1588	4.1588	4.8836 Average Interest Rate
Earned Interest	7,331.57	7,546.16	7,216.49	7,427.24	7,085.44	6,534.39	7,129.97	6,735.65	6,577.93	6,365.77	6,386.84	6,195.75	6,195.75	82,533.20 Earned Interest
<b>Security State Bank &amp; Trust</b>													<b>Security State Bank &amp; Trust</b>	
Certificate of Deposits ... held at face value													Certificate of Deposits ... held at face value	
Amount of Investment	300,000	300,000	800,000	800,000	800,000	300,000	800,000	800,000	800,000	800,000	800,000	800,000	800,000	675,000 Average Investment
Average Interest Rate	5.4483	5.4483	5.0863	4.6288	3.4463	3.9283	3.6963	3.0375	3.0375	3.0375	3.0375	3.0375	3.0375	3.9058 Average Interest Rate
Earned Interest	1,343.43	1,388.20	1,343.43	3,288.46	3,050.05	2,293.02	1,000.92	2,201.52	2,051.10	1,984.94	2,051.10	2,051.10	2,051.10	24,047.27 Earned Interest

Financial Institution	FY2007												Year To Date	
	Oct	Nov	Dec	Jan	Feb	Mar	Apr	May	Jun	Jul	Aug	Sep		
<b>Blanco National Bank</b>													<b>Blanco National Bank</b>	
Certificate of Deposits ... held at face value													Certificate of Deposits ... held at face value	
Amount of Investment	1,300,000	1,400,000	1,400,000	1,600,000	1,600,000	1,600,000	1,600,000	1,600,000	1,600,000	1,600,000	1,600,000	1,600,000	1,600,000	1,541,667 Average Investment
Average Interest Rate	5.1615	5.3143	5.3679	5.4563	5.5000	5.5313	5.5563	5.5655	5.5875	5.5875	5.5813	5.5750	5.5750	5.4820 Average Interest Rate
Earned Interest	5,404.13	5,698.91	6,115.12	6,382.63	7,352.09	6,813.15	7,516.46	7,306.91	7,592.89	7,348.01	7,592.89	7,584.39	7,584.39	82,707.58 Earned Interest
<b>Security State Bank &amp; Trust</b>													<b>Security State Bank &amp; Trust</b>	
Certificate of Deposits ... held at face value													Certificate of Deposits ... held at face value	
Amount of Investment	200,000	200,000	200,000	200,000	300,000	300,000	300,000	300,000	300,000	300,000	300,000	300,000	300,000	266,667 Average Investment
Average Interest Rate	5.0950	5.0950	5.0950	5.0950	5.4167	5.4167	5.4167	5.4483	5.4483	5.4483	5.4483	5.4483	5.4483	5.3226 Average Interest Rate
Earned Interest	837.54	865.46	837.54	865.46	865.46	1,245.58	1,380.15	1,335.62	1,388.20	1,343.43	1,388.20	1,388.20	1,388.20	13,741.84 Earned Interest

Financial Institution	FY2006												Year To Date	
	Oct	Nov	Dec	Jan	Feb	Mar	Apr	May	Jun	Jul	Aug	Sep		
<b>Blanco National Bank</b>													<b>Blanco National Bank</b>	
Certificate of Deposits ... held at face value													Certificate of Deposits ... held at face value	
Amount of Investment	1,200,000	1,200,000	1,200,000	1,200,000	1,200,000	1,200,000	1,300,000	1,300,000	1,300,000	1,300,000	1,300,000	1,300,000	1,300,000	1,250,000 Average Investment
Average Interest Rate	3.0933	3.2767	3.6058	4.0142	4.1808	4.3290	4.3885	4.6731	4.6731	4.8080	4.9385	5.0680	5.0680	4.2541 Average Interest Rate
Earned Interest	3,050.96	3,339.50	3,556.44	3,883.06	4,091.15	3,848.66	4,412.19	4,689.04	4,726.43	4,993.12	5,308.21	5,455.61	5,455.61	51,354.37 Earned Interest
<b>Security State Bank &amp; Trust</b>													<b>Security State Bank &amp; Trust</b>	
Certificate of Deposits ... held at face value													Certificate of Deposits ... held at face value	
Amount of Investment	100,000	100,000	100,000	100,000	100,000	100,000	100,000	200,000	200,000	200,000	200,000	200,000	200,000	141,667 Average Investment
Average Interest Rate	3.0000	3.0000	3.0000	3.0000	5.0000	5.0000	5.0000	5.0950	5.0950	5.0950	5.0950	5.0950	5.0950	4.3729 Average Interest Rate
Earned Interest	246.58	254.80	246.58	254.80	254.80	383.56	424.66	410.96	865.46	837.54	865.46	865.46	865.46	5,910.66 Earned Interest

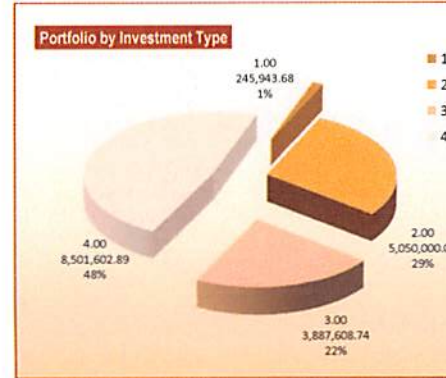
Financial Institution	FY2005												Year To Date	
	Oct	Nov	Dec	Jan	Feb	Mar	Apr	May	Jun	Jul	Aug	Sep		
<b>Blanco National Bank</b>													<b>Blanco National Bank</b>	
Certificate of Deposits ... held at face value													Certificate of Deposits ... held at face value	
Amount of Investment	1,200,000	1,200,000	1,200,000	1,200,000	1,200,000	1,200,000	1,200,000	1,200,000	1,200,000	1,200,000	1,200,000	1,200,000	1,200,000	1,200,000 Average Investment
Average Interest Rate	1.8470	1.8600	1.8808	1.8808	2.0558	2.1558	2.2742	2.2742	2.5408	2.6575	2.8017	2.9267	2.9267	2.2629 Average Interest Rate
Earned Interest	1,814.02	1,895.70	1,855.10	1,916.93	2,095.26	1,984.55	2,288.18	2,243.02	2,583.80	2,626.85	2,855.39	2,985.79	2,985.79	25,049.33 Earned Interest
<b>Security State Bank &amp; Trust</b>													<b>Security State Bank &amp; Trust</b>	
Certificate of Deposits ... held at face value													Certificate of Deposits ... held at face value	
Amount of Investment					100,000	100,000	100,000	100,000	100,000	100,000	100,000	100,000	100,000	100,000 Average Investment
Average Interest Rate					3.0000	3.0000	3.0000	3.0000	3.0000	3.0000	3.0000	3.0000	3.0000	3.0000 Average Interest Rate
Earned Interest					0.00	230.14	230.14	246.58	254.80	246.58	254.80	254.80	254.80	1,717.84 Earned Interest

## GILLESPIE COUNTY, TEXAS

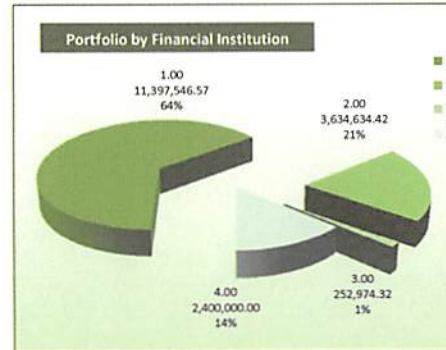
### Portfolio Asset Summary By Investment Type

As of September 30, 2016  
Of Funds Managed By County Treasurer Office

Financial Institution Account / Investment Type	Cash Balances As Of September 30, 2016		
<b>Security State Bank &amp; Trust</b>			
<b>County Depository</b>			
<b>Checking Accounts</b>			
General ... multi-fund account	(156.03)		
COB 2001, GOB Series 2010 ... Interest & Sinking	1.00		
County Attorney Hot Check Fund	12,196.34		
Appellate Judicial	920.91		
Justice of Peace No 1	63,306.73		
Justice of Peace No 2	33,231.21		
County Clerk Operating	52,237.21		
District Clerk Operating	84,204.31		
GOB Series 2013 ... Jail Project	1.00		
GOB Series 2013 ... Interest & Sinking	1.00	245,943.68	
<b>Sweep Accounts</b>			
General ... multi-fund account	8,032,700.61		
GOB Series 2013 ... Jail Project	42,587.06		
COB 2001, GOB Series 2010 ... Interest & Sinking	59,453.41		
GOB Series 2013 ... Interest & Sinking	366,861.81	8,501,602.89	
<b>Certificate of Deposit .. General Fund (10.)</b>			
0.35% per annum, paid monthly ... maturity 02.11.2017	100,000.00		
0.35% per annum, paid monthly ... maturity 05.02.2017	100,000.00		
0.35% per annum, paid monthly ... maturity 02.28.2017	100,000.00		
0.35% per annum, paid monthly ... maturity 10.29.2016	100,000.00		
0.35% per annum, paid monthly ... maturity 03.04.2017	250,000.00		
0.35% per annum, paid monthly ... maturity 04.01.2017	500,000.00		
0.40% per annum, paid monthly ... maturity 07.01.2017	500,000.00		
0.35% per annum, paid monthly ... maturity 10.01.2016	500,000.00		
0.35% per annum, paid monthly ... maturity 01.01.2017	500,000.00	2,650,000.00	11,397,546.57
<b>TexPool</b>			
<b>Investment Service for Public Funds</b>			
<b>Investment Pool</b>			
General ... multi-fund account	3,494,955.43		
Interest & Sinking	712.68		
District Clerk Holding In Trust	18,073.71		
County Clerk Holding In Trust	120,892.60		
GOB Series 2013 ... Jail Project	0.00	3,634,634.42	3,634,634.42



Portfolio by Investment Type As of September 30, 2016		
1	245,943.68	Checking Accounts
2	5,050,000.00	Certificates of Deposit
3	3,887,608.74	Investment Pools
4	8,501,602.89	Sweep Accounts
		<b>Total</b>
<u>17,685,155.31</u>		



Portfolio by Financial Institution As of September 30, 2016		
1	11,397,546.57	Security State Bank & Trust
2	3,634,634.42	TexPool
3	252,974.32	Texas Class
4	2,400,000.00	Blanco National Bank
		<b>Total</b>
<u>17,685,155.31</u>		



**GILLESPIE COUNTY, TEXAS**  
**Portfolio Asset Summary By Investment Type**  
**As of September 30, 2016**  
**Of Funds Managed By County Treasurer Office**

Financial Institution Account / Investment Type	Cash Balances As Of September 30, 2016
<b>Texas Class</b>	
<b>Investment Service for Public Funds</b>	
<b>Investment Pool</b>	
GOB Series 2013 ... Jail Project	252,974.32    252,974.32    252,974.32
<b>Blanco National Bank</b>	
<b>Certificate of Deposit .. General Fund (10.)</b>	
0.45% per annum, paid monthly .. maturity 11.07.2016	100,000.00
0.45% per annum, paid monthly .. maturity 02.11.2017	100,000.00
0.45% per annum, paid monthly .. maturity 01.02.2017	100,000.00
0.45% per annum, paid monthly .. maturity 07.19.2017	100,000.00
0.45% per annum, paid monthly .. maturity 03.07.2017	100,000.00
0.45% per annum, paid monthly .. maturity 09.07.2017	100,000.00
0.45% per annum, paid monthly .. maturity 10.07.2016	100,000.00
0.45% per annum, paid monthly .. maturity 05.28.2017	100,000.00
0.45% per annum, paid monthly .. maturity 05.28.2017	100,000.00
0.45% per annum, paid monthly .. maturity 08.02.2017	100,000.00
0.45% per annum, paid monthly .. maturity 11.02.2016	100,000.00
0.45% per annum, paid monthly .. maturity 12.02.2016	100,000.00
0.45% per annum, paid monthly .. maturity 04.18.2017	100,000.00
0.45% per annum, paid monthly .. maturity 11.22.2016	100,000.00
0.45% per annum, paid monthly .. maturity 01.30.2017	100,000.00
0.45% per annum, paid monthly .. maturity 01.30.2017	100,000.00
0.45% per annum, paid monthly .. maturity 03.05.2017	100,000.00
0.45% per annum, paid monthly .. maturity 04.01.2017	100,000.00
0.45% per annum, paid monthly .. maturity 12.01.2016	100,000.00
0.45% per annum, paid monthly .. maturity 04.01.2017	100,000.00
0.45% per annum, paid monthly .. maturity 04.15.2017	100,000.00
0.45% per annum, paid monthly .. maturity 06.01.2017	100,000.00
0.45% per annum, paid monthly .. maturity 06.15.2017	100,000.00
	2,400,000.00    2,400,000.00
<b>Total</b>	<b>17,685,455.31</b>

GILLESPIE COUNTY, TEXAS

Portfolio Asset Summary vs. Security Holdings  
As of September 30, 2016

For Funds Held by the County Treasurer and All Fee Offices

Financial Institution Account / Investment Type	Cash Balances as of September 30, 2016		Financial Institution Pledge / Security Holdings
<b>Security State Bank &amp; Trust County Depository</b>	<b>Account Balances</b>		<b>Pledge / Security Holdings</b>
<b>County Treasurer Managed Accounts</b>			
<b>Checking Accounts</b>			
General Checking ... multi-fund account	(156.03)		
COB Series 2001, GORefunding 2010 ... Interest & Sinking	1.00		
County Attorney Hot Check Fund	12,196.34		
Appellate Judicial	920.91		
Justice of Peace No 1	63,306.73		
Justice of Peace No 2	33,231.21		
County Clerk Operating	52,237.21		
District Clerk Operating	84,204.31		
GOB Series 2013 ... Jail Project	1.00		
GOB Series 2013 ... Interest & Sinking	1.00	245,943.68	
<b>Sweep Accounts</b>			
General ... multi-fund account	8,032,700.61		
GOB Series 2013 ... Jail Project	42,587.06		
COB Series 2001, GORefunding 2010 ... Interest & Sinking	59,453.41		
GOB Series 2013 ... Interest & Sinking	366,861.81	8,501,602.89	
<b>County Treasurer Managed Investments</b>			
<b>Certificates of Deposit .. General Fund (10.)</b>			
0.35% per annum, paid monthly .. maturity 02.11.2017	100,000.00		
0.35% per annum, paid monthly .. maturity 05.02.2017	100,000.00		
0.35% per annum, paid monthly .. maturity 02.28.2017	100,000.00		
0.35% per annum, paid monthly .. maturity 10.29.2016	100,000.00		
0.35% per annum, paid monthly .. maturity 03.04.2017	250,000.00		
0.35% per annum, paid monthly .. maturity 04.01.2017	500,000.00		
0.40% per annum, paid monthly .. maturity 07.01.2017	500,000.00		
0.35% per annum, paid monthly .. maturity 10.01.2016	500,000.00		
0.35% per annum, paid monthly .. maturity 01.01.2017	500,000.00	2,650,000.00	



GILLESPIE COUNTY, TEXAS

Portfolio Asset Summary vs. Security Holdings  
As of September 30, 2016

For Funds Held by the County Treasurer and All Fee Offices

Financial Institution Account / Investment Type	Cash Balances as of September 30, 2016		Financial Institution Pledge / Security Holdings
<b>Security State Bank &amp; Trust County Depository</b>	<b>Account Balances</b>		<b>Pledge / Security Holdings</b>
<b>Tax Assessor-Collector Managed Accounts</b>			
<b>Checking Accounts</b>			
TA-C Operating Account	40,209.74		
TxP&WL	4,017.63		
MVD	153,733.77		
MVD Sales Tax	306,695.84		
City of Fredericksburg Ad Valorem	88.95		
MVD Title	2,460.39		
Road & Bridge Fee	11,259.01		
Fredericksburg ISD Ad Valorem	7,590.13		
Escrow (Ad Valorem Property)	33.84		
VIT (Vehicle Inventory Tax) Escrow	1,570.97		
Harper ISD Ad Valorem	15.73		
Gillespie County WCID Ad Valorem	0.05		
Doss CCSD Ad Valorem	0.00		
Stonewall WCID Ad Valorem	0.00		
Hill Country Underground WCD Ad Valorem	0.00		
Gillespie County Ad Valorem	104.93	527,780.98	
<b>County Clerk Managed Account</b>			
<b>Checking Account</b>			
County Clerk Escrow	33,422.48	33,422.48	
<b>Sheriff Managed Account</b>			
<b>Checking Account</b>			
Sheriff Bail Bond Account	52,400.00		
Sheriff Inmate	29,293.54		
Sheriff Commissary	5,389.84	87,083.38	
<b>District Clerk Managed Account</b>			
<b>Checking Account</b>			
District Clerk Trust	62,970.25	62,970.25	
			16,715,894.75 SSB&T Pledged Securities .par value / current face
			17,090,771.18 SSB&T Pledged Securities .book value
			17,609,733.25 SSB&T Pledged Securities .fair market value
			250,000.00 FDIC Coverage / Demand Deposits @ SSB&T
			250,000.00 FDIC Coverage / Time Deposits @ SSB&T
	12,108,803.66	18,109,733.25	

GILLESPIE COUNTY, TEXAS

Portfolio Asset Summary vs. Security Holdings  
As of September 30, 2016

For Funds Held by the County Treasurer and All Fee Offices

Financial Institution Account / Investment Type	Cash Balances as of September 30, 2016				Financial Institution Pledge / Security Holdings
<b>TexPool</b>	<b>Account Balances</b>				<b>Pledge / Security Holdings</b>
<b>Investment Service for Public Funds</b>					
<b>County Treasurer Managed Investments</b>					
<b>Investment Pool Accounts</b>					
General ... multi-fund account	3,494,955.43				
Interest & Sinking - COB Series 2001/GOB Series 2010	712.68				
District Clerk Holding	18,073.71				
County Clerk Holding	120,892.60				
GOB Series 2013 ... Jail Project	0.00	3,634,634.42	3,634,634.42	3,634,634.42	3,634,634.42
					Net Asset Value ... TexPool seeks to maintain a net asset value of \$1.00 (+/- 0.005 allowable) and is designed to be used for investments of funds which may be needed at any time. September 30, 2016, net asset value 1.00031
<b>Texas Class</b>	<b>Account Balances</b>				<b>Pledge / Security Holdings</b>
<b>Investment Service for Public Funds</b>					
<b>County Treasurer Managed Investments</b>					
<b>Investment Pool Account</b>					
GOB Series 2013 ... Jail Project	252,974.32	252,974.32	252,974.32	252,974.32	252,974.32
					Net Asset Value ... Texas Class seeks to maintain a net asset value of \$1.00 (+/- 0.005 allowable) and is designed to be used for investments of funds which may be needed at any time. September 30, 2016, net asset value 1.00



GILLESPIE COUNTY, TEXAS

Portfolio Asset Summary vs. Security Holdings  
As of September 30, 2016

For Funds Held by the County Treasurer and All Fee Offices

Financial Institution Account / Investment Type		Cash Balances as of September 30, 2016	Financial Institution Pledge / Security Holdings
Blanco National Bank		Account Balances	Pledge / Security Holdings
<b>County Treasurer Managed Investments</b>			
<b>Certificates of Deposit - General Fund (10.)</b>			
0.45% per annum, paid monthly .. maturity 11.07.2016	100,000.00		
0.45% per annum, paid monthly .. maturity 02.11.2017	100,000.00		
0.45% per annum, paid monthly .. maturity 01.02.2017	100,000.00		
0.45% per annum, paid monthly .. maturity 07.19.2017	100,000.00		
0.45% per annum, paid monthly .. maturity 03.07.2017	100,000.00		
0.45% per annum, paid monthly .. maturity 09.07.2017	100,000.00		
0.45% per annum, paid monthly .. maturity 10.07.2016	100,000.00		
0.45% per annum, paid monthly .. maturity 05.28.2017	100,000.00		
0.45% per annum, paid monthly .. maturity 05.28.2017	100,000.00		
0.45% per annum, paid monthly .. maturity 08.02.2017	100,000.00		
0.45% per annum, paid monthly .. maturity 11.02.2016	100,000.00		
0.45% per annum, paid monthly .. maturity 12.02.2016	100,000.00		
0.45% per annum, paid monthly .. maturity 04.18.2017	100,000.00		
0.45% per annum, paid monthly .. maturity 11.22.2016	100,000.00		
0.45% per annum, paid monthly .. maturity 01.30.2017	100,000.00		
0.45% per annum, paid monthly .. maturity 01.30.2017	100,000.00		
0.45% per annum, paid monthly .. maturity 03.05.2017	100,000.00		
0.45% per annum, paid monthly .. maturity 04.01.2017	100,000.00		
0.45% per annum, paid monthly .. maturity 12.01.2016	100,000.00		
0.45% per annum, paid monthly .. maturity 04.01.2017	100,000.00		
0.45% per annum, paid monthly .. maturity 04.01.2017	100,000.00		
0.45% per annum, paid monthly .. maturity 04.15.2017	100,000.00		
0.45% per annum, paid monthly .. maturity 06.01.2017	100,000.00		
0.45% per annum, paid monthly .. maturity 06.15.2017	100,000.00		
	2,400,000.00	2,400,000.00	2,666,467.45
			BNB Pledged Securities, par value
			BNB Pledged Securities, book value
			BNB Pledged Securities, fair market value
			FDIC Coverage @ BNB

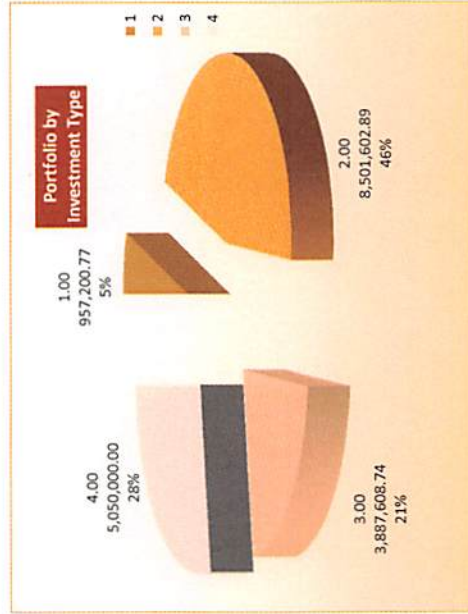
GILLESPIE COUNTY, TEXAS

Portfolio Asset Summary vs. Security Holdings  
As of September 30, 2016

For Funds Held by the County Treasurer and All Fee Offices

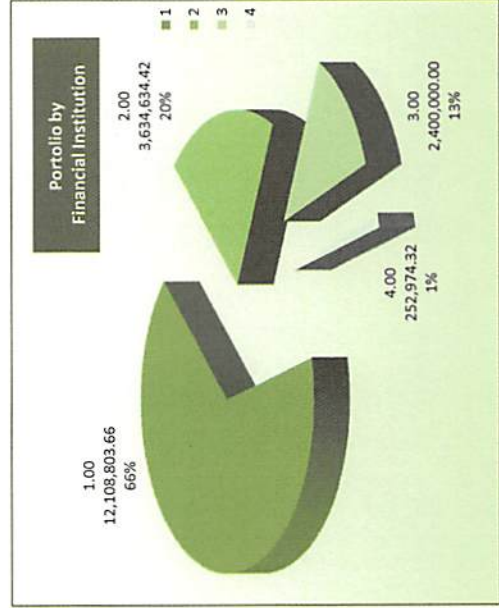
Financial Institution Account / Investment Type	Cash Balances as of September 30, 2016	Financial Institution Pledge / Security Holdings
--	---	---

Total Assets	As Of September 30, 2016	As Of September 30, 2016	Total Securities
	18,396,412.40	24,663,809.44	



**Portfolio by Investment Type**  
As of September 30, 2016

Investment Type	Amount	Description
1	957,200.77	Checking Accounts
2	8,501,602.89	Sweep Accounts
3	3,887,608.74	Investment Pools
4	5,050,000.00	Certificates of Deposit
	18,396,412.40	Total



**Portfolio by Financial Institution**  
As of September 30, 2016

Financial Institution	Amount	Description
1	12,108,803.66	Security State Bank & Trust
2	3,634,634.42	TexPool
3	2,400,000.00	Bianco National Bank
4	252,974.32	Texas Class
	18,396,412.40	Total



GILLESPIE COUNTY, TEXAS

Portfolio Asset Summary vs. Security Holdings  
As of September 30, 2016

For Funds Held by the County Treasurer and All Fee Offices

Financial Institution Account / Investment Type	Cash Balances as of September 30, 2016	Financial Institution Pledge / Security Holdings
--	---	---

Deposit and Investment Risk Disclosure
<p><b>General Statement</b> ... The County continues to take a conservative approach to investment of county funds. Investment strategies are built on cash flow versus fund name. County funds are predominantly invested in TexPool ... an investment service for public funds ... and certificate of deposits. Depository interest-bearing checking accounts are used more as clearing accounts than a type of investment.</p> <p>The General Checking Account (multi-fund account) ... interest-bearing, with a one dollar (\$1.00) threshold ... is attached to a sweep account with a \$25,000.00 required minimum balance. This holds the same for the GOB Series 2013 Account ... it is interest-bearing, with a one dollar (\$1.00) threshold ... and is attached to a sweep account with a \$25,000.00 required minimum balance.</p> <p><b>Custodial Risk</b> .. All deposits/investments with any banking institution are collateralized over 100%, all collateral (exclusive FDIC coverage) is placed with a third party that is not a depository of the County, and collateral is pledged to Gillespie County.</p> <p><b>Interest Rate Risk</b> ... The County does not have a formal investment policy that limits investment maturities as a means of managing its exposure to fair value losses arising from changing interest rates.</p> <p>At September 30, 2016, the County had no investments other than those in an investment pool that would be effected.</p> <p>Certificates of Deposit are normally held at one year maturities and maturity dates are staggered.</p> <p>Occasionally CD's are originally invested for periods of less or over a year to optimize a staggered portfolio.</p> <p>CD's are held at face values with interests paid to the County monthly.</p> <p><b>Credit Risk .. At September 30, 2016, the County has no investments</b> in commercial paper, corporate bonds, mutual funds.</p> <p>At September 30, 2016, TexPool was rated AAAM by Standard &amp; Poor's.</p> <p>At September 30, 2016, Texas Class was rated AAAM by Standard &amp; Poor's.</p> <p><b>Concentration of Credit Risk</b> ... The County does not place any limit on the amount the County may invest with any type of investment or issuer. However, considering the current economy the County has kept lower concentrations in any one issuer.</p> <p>At September 30, 2016, the County had its assets/investments invested by investment type</p> <ul style="list-style-type: none"> <li>21.1324 % in investment pools</li> <li>27.4510 % in certificate of deposit(s)</li> <li>5.2032 % in checking, money market, passbook accounts</li> <li>46.2134 % in sweep accounts</li> </ul> <p>At September 30, 2016, the County had its assets/investments invested by issuer</p> <ul style="list-style-type: none"> <li>19.7573 % in TexPool</li> <li>65.8215 % in Security State Bank &amp; Trust</li> <li>13.0460 % in Blanco National Bank</li> <li>1.3751 % in Texas Class</li> </ul>

## GILLESPIE COUNTY TEXAS

### Investment Performance Summary Certificate of Deposits

Financial Institution	FY2016												Year To Date		
	Oct	Nov	Dec	Jan	Feb	Mar	Apr	May	Jun	Jul	Aug	Sep			
<b>Blanco National Bank</b>													<b>Blanco National Bank</b>		
Certificate of Deposits ... held at face value													Certificate of Deposits ... held at face value		
Amount of Investment	2,400,000	2,400,000	2,400,000	2,400,000	2,400,000	2,400,000	2,400,000	2,400,000	2,400,000	2,400,000	2,400,000	2,400,000	2,400,000	2,400,000	Average Investment
Average Interest Rate	0.4500	0.4500	0.4500	0.4500	0.4500	0.4500	0.4500	0.4500	0.4500	0.4500	0.4500	0.4500	0.4500	0.4500	Average Interest Rate
Earned Interest	887.76	917.28	887.76	917.28	914.82	860.48	917.28	887.76	917.28	890.22	917.28	917.28	917.28	10,832.48	Earned Interest
<b>Security State Bank &amp; Trust</b>													<b>Security State Bank &amp; Trust</b>		
Certificate of Deposits ... held at face value													Certificate of Deposits ... held at face value		
Amount of Investment	2,650,000	2,650,000	2,650,000	2,650,000	2,650,000	2,650,000	2,650,000	2,650,000	2,650,000	2,650,000	2,650,000	2,650,000	2,650,000	2,650,000	Average Investment
Average Interest Rate	0.3500	0.3500	0.3500	0.3500	0.3500	0.3500	0.3500	0.3500	0.3500	0.3556	0.3556	0.3556	0.3556	0.3514	Average Interest Rate
Earned Interest	762.36	787.76	762.36	787.76	787.76	736.92	787.76	762.36	787.76	762.36	808.99	808.99	808.99	9,343.14	Earned Interest

Financial Institution	FY2015												Year To Date		
	Oct	Nov	Dec	Jan	Feb	Mar	Apr	May	Jun	Jul	Aug	Sep			
<b>Blanco National Bank</b>													<b>Blanco National Bank</b>		
Certificate of Deposits ... held at face value													Certificate of Deposits ... held at face value		
Amount of Investment	2,400,000	2,400,000	2,400,000	2,400,000	2,400,000	2,400,000	2,400,000	2,400,000	2,400,000	2,400,000	2,400,000	2,400,000	2,400,000	2,400,000	Average Investment
Average Interest Rate	0.4500	0.4500	0.4500	0.4500	0.4500	0.4500	0.4500	0.4500	0.4500	0.4500	0.4500	0.4500	0.4500	0.4500	Average Interest Rate
Earned Interest	887.76	917.28	887.76	917.28	912.34	833.42	916.05	890.22	917.28	887.76	917.28	917.28	917.28	10,801.71	Earned Interest
<b>Security State Bank &amp; Trust</b>													<b>Security State Bank &amp; Trust</b>		
Certificate of Deposits ... held at face value													Certificate of Deposits ... held at face value		
Amount of Investment	2,650,000	2,650,000	2,650,000	2,650,000	2,650,000	2,650,000	2,650,000	2,650,000	2,650,000	2,650,000	2,650,000	2,650,000	2,650,000	2,650,000	Average Investment
Average Interest Rate	0.3500	0.3500	0.3500	0.3500	0.3500	0.3500	0.3500	0.3500	0.3500	0.3500	0.3500	0.3500	0.3500	0.3500	Average Interest Rate
Earned Interest	762.36	787.63	762.36	787.63	786.80	712.48	787.76	762.36	787.76	762.36	787.76	787.76	787.76	9,275.02	Earned Interest

Financial Institution	FY2014												Year To Date		
	Oct	Nov	Dec	Jan	Feb	Mar	Apr	May	Jun	Jul	Aug	Sep			
<b>Blanco National Bank</b>													<b>Blanco National Bank</b>		
Certificate of Deposits ... held at face value													Certificate of Deposits ... held at face value		
Amount of Investment	2,400,000	2,400,000	2,400,000	2,400,000	2,400,000	2,400,000	2,400,000	2,400,000	2,400,000	2,400,000	2,400,000	2,400,000	2,400,000	2,400,000	Average Investment
Average Interest Rate	0.5333	0.5167	0.5042	0.4917	0.4875	0.4792	0.4583	0.4500	0.4500	0.4500	0.4500	0.4500	0.4500	0.4767	Average Interest Rate
Earned Interest	1,076.62	1,095.57	1,019.12	1,036.14	1,005.73	910.12	985.20	912.39	925.77	887.76	917.28	917.28	917.28	11,688.98	Earned Interest
<b>Security State Bank &amp; Trust</b>													<b>Security State Bank &amp; Trust</b>		
Certificate of Deposits ... held at face value													Certificate of Deposits ... held at face value		
Amount of Investment	2,650,000	2,650,000	2,650,000	2,650,000	2,650,000	2,650,000	2,650,000	2,650,000	2,650,000	2,650,000	2,650,000	2,650,000	2,650,000	2,650,000	Average Investment
Average Interest Rate	0.3889	0.3889	0.3889	0.3833	0.3722	0.3867	0.3611	0.3556	0.3556	0.3500	0.3500	0.3500	0.3500	0.3676	Average Interest Rate
Earned Interest	871.27	874.78	846.61	874.78	852.59	764.27	834.46	792.22	808.99	782.91	787.76	787.76	787.76	9,878.40	Earned Interest

Financial Institution	FY2013												Year To Date		
	Oct	Nov	Dec	Jan	Feb	Mar	Apr	May	Jun	Jul	Aug	Sep			
<b>Blanco National Bank</b>													<b>Blanco National Bank</b>		
Certificate of Deposits ... held at face value													Certificate of Deposits ... held at face value		
Amount of Investment	2,400,000	2,400,000	2,400,000	2,400,000	2,400,000	2,400,000	2,400,000	2,400,000	2,400,000	2,400,000	2,400,000	2,400,000	2,400,000	2,400,000	Average Investment
Average Interest Rate	0.6500	0.6458	0.6375	0.6250	0.6208	0.6125	0.6125	0.5833	0.5708	0.5583	0.5500	0.5471	0.5471	0.6011	Average Interest Rate
Earned Interest	1,282.08	1,324.80	1,273.86	1,299.33	1,267.84	1,148.97	1,248.39	1,167.00	1,188.96	1,125.91	1,146.51	1,129.53	1,129.53	14,603.18	Earned Interest
<b>Security State Bank &amp; Trust</b>													<b>Security State Bank &amp; Trust</b>		
Certificate of Deposits ... held at face value													Certificate of Deposits ... held at face value		
Amount of Investment	2,650,000	2,650,000	2,650,000	2,650,000	2,650,000	2,650,000	2,650,000	2,650,000	2,650,000	2,650,000	2,650,000	2,650,000	2,650,000	2,650,000	Average Investment
Average Interest Rate	0.4778	0.4778	0.4778	0.4667	0.4444	0.4333	0.4333	0.4111	0.4111	0.4000	0.4000	0.4000	0.4000	0.4361	Average Interest Rate
Earned Interest	1,089.06	1,074.40	1,039.75	1,074.40	1,030.84	917.83	993.69	920.58	942.72	912.36	900.25	900.25	900.25	11,796.13	Earned Interest



## GILLESPIE COUNTY TEXAS

### Investment Performance Summary Certificate of Deposits

Financial Institution	FY2012												Year To Date	
	Oct	Nov	Dec	Jan	Feb	Mar	Apr	May	Jun	Jul	Aug	Sep		
<b>Blanco National Bank</b>													<b>Blanco National Bank</b>	
Certificate of Deposits ... held at face value													Certificate of Deposits ... held at face value	
Amount of Investment	2,400,000	2,400,000	2,400,000	2,400,000	2,400,000	2,400,000	2,400,000	2,400,000	2,400,000	2,400,000	2,400,000	2,400,000	2,400,000	2,400,000 Average Investment
Average Interest Rate	0.8458	0.8083	0.7833	0.7458	0.7333	0.7167	0.6750	0.6583	0.6500	0.6500	0.6500	0.6500	0.6500	0.7139 Average Interest Rate
Earned Interest	1,693.08	1,724.02	1,598.55	1,596.62	1,516.62	1,401.92	1,460.72	1,331.40	1,341.79	1,282.08	1,324.80	1,324.80	1,324.80	17,596.40 Earned Interest
<b>Security State Bank &amp; Trust</b>													<b>Security State Bank &amp; Trust</b>	
Certificate of Deposits ... held at face value													Certificate of Deposits ... held at face value	
Amount of Investment	2,650,000	2,650,000	2,650,000	2,650,000	2,650,000	2,650,000	2,650,000	2,650,000	2,650,000	2,650,000	2,650,000	2,650,000	2,650,000	2,650,000 Average Investment
Average Interest Rate	0.7222	0.7222	0.7222	0.6889	0.6222	0.5889	0.5556	0.5222	0.5222	0.5000	0.5000	0.5000	0.5000	0.5972 Average Interest Rate
Earned Interest	1,800.00	1,605.23	1,553.43	1,605.23	1,477.83	1,334.81	1,363.18	1,195.90	1,210.30	1,171.25	1,125.37	1,125.37	1,125.37	16,567.90 Earned Interest

Financial Institution	FY2011												Year To Date	
	Oct	Nov	Dec	Jan	Feb	Mar	Apr	May	Jun	Jul	Aug	Sep		
<b>Blanco National Bank</b>													<b>Blanco National Bank</b>	
Certificate of Deposits ... held at face value													Certificate of Deposits ... held at face value	
Amount of Investment	2,400,000	2,400,000	2,400,000	2,400,000	2,400,000	2,400,000	2,400,000	2,400,000	2,400,000	2,400,000	2,400,000	2,400,000	2,400,000	2,400,000 Average Investment
Average Interest Rate	1.4625	1.3292	1.2542	1.1938	1.1771	1.1354	1.0313	0.9896	0.9396	0.9104	0.8813	0.8583	0.8583	1.0969 Average Interest Rate
Earned Interest	2,979.48	2,981.13	2,621.94	2,556.45	2,422.88	2,185.34	2,312.03	2,034.21	2,017.07	1,853.37	1,855.68	1,796.22	1,796.22	27,615.80 Earned Interest
<b>Security State Bank &amp; Trust</b>													<b>Security State Bank &amp; Trust</b>	
Certificate of Deposits ... held at face value													Certificate of Deposits ... held at face value	
Amount of Investment	2,650,000	2,650,000	2,650,000	2,650,000	2,650,000	2,650,000	2,650,000	2,650,000	2,650,000	2,650,000	2,650,000	2,650,000	2,650,000	2,650,000 Average Investment
Average Interest Rate	1.1333	1.1333	1.1333	1.1000	1.0222	0.9833	0.9333	0.8833	0.8833	0.8333	0.8333	0.8333	0.8333	0.9754 Average Interest Rate
Earned Interest	2,447.26	2,541.58	2,459.59	2,541.58	2,411.45	2,129.59	2,280.43	2,021.92	2,051.12	1,984.93	1,860.02	1,860.02	1,860.02	26,589.49 Earned Interest

Financial Institution	FY2010												Year To Date	
	Oct	Nov	Dec	Jan	Feb	Mar	Apr	May	Jun	Jul	Aug	Sep		
<b>Blanco National Bank</b>													<b>Blanco National Bank</b>	
Certificate of Deposits ... held at face value													Certificate of Deposits ... held at face value	
Amount of Investment	2,200,000	2,200,000	2,200,000	2,200,000	2,200,000	2,200,000	2,400,000	2,400,000	2,400,000	2,400,000	2,400,000	2,400,000	2,400,000	2,300,000 Average Investment
Average Interest Rate	2.5886	2.4409	2.3500	2.1795	2.1227	2.0091	1.8083	1.7250	1.6208	1.5792	1.5479	1.5104	1.5104	1.9569 Average Interest Rate
Earned Interest	4,775.37	4,836.85	4,413.71	4,390.95	4,057.67	3,597.30	3,753.99	3,567.14	3,516.20	3,197.28	3,218.95	3,155.25	3,155.25	46,480.66 Earned Interest
<b>Security State Bank &amp; Trust</b>													<b>Security State Bank &amp; Trust</b>	
Certificate of Deposits ... held at face value													Certificate of Deposits ... held at face value	
Amount of Investment	400,000	400,000	400,000	400,000	400,000	650,000	2,650,000	2,650,000	2,650,000	2,650,000	2,650,000	2,650,000	2,650,000	1,545,833 Average Investment
Average Interest Rate	1.5750	1.5750	1.5750	1.5750	1.2750	1.2500	1.1333	1.0833	1.0833	1.1389	1.1389	1.1389	1.1389	1.2951 Average Interest Rate
Earned Interest	673.99	535.06	517.82	535.06	532.05	394.25	677.32	2,441.10	2,193.21	2,202.74	2,528.82	2,528.83	2,528.83	15,760.25 Earned Interest

Financial Institution	FY2009												Year To Date	
	Oct	Nov	Dec	Jan	Feb	Mar	Apr	May	Jun	Jul	Aug	Sep		
<b>Blanco National Bank</b>													<b>Blanco National Bank</b>	
Certificate of Deposits ... held at face value													Certificate of Deposits ... held at face value	
Amount of Investment	1,700,000	1,700,000	1,700,000	1,700,000	1,700,000	1,700,000	2,200,000	2,200,000	2,200,000	2,200,000	2,200,000	2,200,000	2,200,000	1,950,000 Average Investment
Average Interest Rate	4.0412	3.6618	3.5353	3.2294	3.1500	3.0147	2.8682	2.7864	2.7864	2.7455	2.6932	2.6409	2.6409	3.0961 Average Interest Rate
Earned Interest	5,810.95	5,834.80	5,116.43	5,104.40	4,634.27	4,136.41	4,352.75	5,385.78	5,206.30	5,038.38	5,129.66	5,032.19	5,032.19	60,782.52 Earned Interest
<b>Security State Bank &amp; Trust</b>													<b>Security State Bank &amp; Trust</b>	
Certificate of Deposits ... held at face value													Certificate of Deposits ... held at face value	
Amount of Investment	900,000	900,000	900,000	900,000	900,000	900,000	400,000	400,000	400,000	400,000	400,000	400,000	400,000	650,000 Average Investment
Average Interest Rate	3.0300	3.0300	3.0300	3.0300	2.4300	2.4300	2.2875	2.0500	2.0500	2.0500	2.0500	2.0500	2.0500	2.4598 Average Interest Rate
Earned Interest	1,984.94	2,305.90	2,231.52	2,305.90	2,297.68	1,860.84	2,051.10	752.07	696.44	673.99	696.44	696.44	696.44	18,553.26 Earned Interest



## GILLESPIE COUNTY TEXAS

### Investment Performance Summary Certificate of Deposits

Financial Institution	FY2008												Year To Date	
	Oct	Nov	Dec	Jan	Feb	Mar	Apr	May	Jun	Jul	Aug	Sep		
<b>Blanco National Bank</b>													<b>Blanco National Bank</b>	
Certificate of Deposits ... held at face value													Certificate of Deposits ... held at face value	
Amount of Investment	1,600,000	1,600,000	1,600,000	1,600,000	1,600,000	1,700,000	1,700,000	1,700,000	1,700,000	1,700,000	1,700,000	1,700,000	1,700,000	1,658,333 Average Investment
Average Interest Rate	5.5531	5.4875	5.4656	5.2313	5.1219	4.9382	4.8206	4.5559	4.5559	4.4235	4.2912	4.1588	4.8836 Average Interest Rate	
Earned Interest	7,331.57	7,546.16	7,216.49	7,427.24	7,085.44	6,534.39	7,129.97	6,735.65	6,577.93	6,365.77	6,386.84	6,195.75	82,533.20 Earned Interest	
<b>Security State Bank &amp; Trust</b>													<b>Security State Bank &amp; Trust</b>	
Certificate of Deposits ... held at face value													Certificate of Deposits ... held at face value	
Amount of Investment	300,000	300,000	800,000	800,000	800,000	300,000	800,000	800,000	800,000	800,000	800,000	800,000	675,000 Average Investment	
Average Interest Rate	5.4483	5.4483	5.0863	4.6288	3.4463	3.9283	3.6963	3.0375	3.0375	3.0375	3.0375	3.0375	3.9058 Average Interest Rate	
Earned Interest	1,343.43	1,388.20	1,343.43	3,288.46	3,050.05	2,293.02	1,000.92	2,201.52	2,051.10	1,984.94	2,051.10	2,051.10	24,047.27 Earned Interest	

Financial Institution	FY2007												Year To Date
	Oct	Nov	Dec	Jan	Feb	Mar	Apr	May	Jun	Jul	Aug	Sep	
<b>Blanco National Bank</b>													<b>Blanco National Bank</b>
Certificate of Deposits ... held at face value													Certificate of Deposits ... held at face value
Amount of Investment	1,300,000	1,400,000	1,400,000	1,600,000	1,600,000	1,600,000	1,600,000	1,600,000	1,600,000	1,600,000	1,600,000	1,600,000	1,541,667 Average Investment
Average Interest Rate	5.1615	5.3143	5.3679	5.4563	5.5000	5.5313	5.5563	5.5655	5.5875	5.5875	5.5813	5.5750	5.4820 Average Interest Rate
Earned Interest	5,404.13	5,698.91	6,115.12	6,382.63	7,352.09	6,813.15	7,516.46	7,306.91	7,592.89	7,348.01	7,592.89	7,584.39	82,707.58 Earned Interest
<b>Security State Bank &amp; Trust</b>													<b>Security State Bank &amp; Trust</b>
Certificate of Deposits ... held at face value													Certificate of Deposits ... held at face value
Amount of Investment	200,000	200,000	200,000	200,000	300,000	300,000	300,000	300,000	300,000	300,000	300,000	300,000	266,667 Average Investment
Average Interest Rate	5.0950	5.0950	5.0950	5.0950	5.4167	5.4167	5.4167	5.4483	5.4483	5.4483	5.4483	5.4483	5.3226 Average Interest Rate
Earned Interest	837.54	865.46	837.54	865.46	865.46	1,246.58	1,380.15	1,335.62	1,388.20	1,343.43	1,388.20	1,388.20	13,741.84 Earned Interest

Financial Institution	FY2006												Year To Date
	Oct	Nov	Dec	Jan	Feb	Mar	Apr	May	Jun	Jul	Aug	Sep	
<b>Blanco National Bank</b>													<b>Blanco National Bank</b>
Certificate of Deposits ... held at face value													Certificate of Deposits ... held at face value
Amount of Investment	1,200,000	1,200,000	1,200,000	1,200,000	1,200,000	1,200,000	1,300,000	1,300,000	1,300,000	1,300,000	1,300,000	1,300,000	1,250,000 Average Investment
Average Interest Rate	3.0933	3.2767	3.6058	4.0142	4.1808	4.3290	4.3885	4.6731	4.6731	4.8080	4.9385	5.0680	4.2541 Average Interest Rate
Earned Interest	3,050.96	3,339.50	3,556.44	3,883.06	4,091.15	3,848.66	4,412.19	4,669.04	4,726.43	4,993.12	5,308.21	5,455.61	51,354.37 Earned Interest
<b>Security State Bank &amp; Trust</b>													<b>Security State Bank &amp; Trust</b>
Certificate of Deposits ... held at face value													Certificate of Deposits ... held at face value
Amount of Investment	100,000	100,000	100,000	100,000	100,000	100,000	100,000	200,000	200,000	200,000	200,000	200,000	141,667 Average Investment
Average Interest Rate	3.0000	3.0000	3.0000	3.0000	5.0000	5.0000	5.0000	5.0950	5.0950	5.0950	5.0950	5.0950	4.3729 Average Interest Rate
Earned Interest	246.58	254.80	246.58	254.80	254.80	383.56	424.66	410.96	865.46	837.54	865.46	865.46	5,910.66 Earned Interest

Financial Institution	FY2005												Year To Date
	Oct	Nov	Dec	Jan	Feb	Mar	Apr	May	Jun	Jul	Aug	Sep	
<b>Blanco National Bank</b>													<b>Blanco National Bank</b>
Certificate of Deposits ... held at face value													Certificate of Deposits ... held at face value
Amount of Investment	1,200,000	1,200,000	1,200,000	1,200,000	1,200,000	1,200,000	1,200,000	1,200,000	1,200,000	1,200,000	1,200,000	1,200,000	1,200,000 Average Investment
Average Interest Rate	1.8470	1.8600	1.8808	1.8808	2.0558	2.1558	2.2742	2.2742	2.5408	2.6575	2.8017	2.9267	2.2629 Average Interest Rate
Earned Interest	1,814.02	1,895.70	1,855.10	1,916.93	2,095.26	1,984.55	2,288.18	2,243.02	2,583.80	2,626.85	2,855.39	2,985.79	25,049.33 Earned Interest
<b>Security State Bank &amp; Trust</b>													<b>Security State Bank &amp; Trust</b>
Certificate of Deposits ... held at face value													Certificate of Deposits ... held at face value
Amount of Investment				100,000	100,000	100,000	100,000	100,000	100,000	100,000	100,000	100,000	100,000 Average Investment
Average Interest Rate				3.0000	3.0000	3.0000	3.0000	3.0000	3.0000	3.0000	3.0000	3.0000	3.0000 Average Interest Rate
Earned Interest				0.00	230.14	230.14	246.58	254.80	246.58	254.80	254.80	254.80	1,717.84 Earned Interest



**FY2015-2016  
Gillespie County, Texas  
County Treasurer Monthly Financial Statement  
All Funds Managed by County Treasurer**



**For Period Ended September 30, 2016**

**Laura Lundquist, CCT, CIO  
Gillespie County Treasurer**

Maintenance & Operating, COB & GOB Operating, COB & GOB I&S, Special Revenue, Special Revenue..Grants, Trust and Agency							
Month	08.31.2016				FY2016	FY2015	09.30.2016
To Date	Cash Balance	Receipts	Disbursements	Allocations	Adjustments	Adjustments	Cash Balance
Maintenance & Operating (M&O)	14,677,952.89	571,618.70	1,356,595.09		(5,674.65)		13,887,301.85
COB & GOB Operating	295,385.60	176.78	5,542.88				290,019.50
COB & GOB I&S	421,827.41	5,567.53	0.00				427,394.94
Special Revenue	2,213,932.90	36,115.01	58,250.72		6,568.34		2,198,365.53
Special Revenue ... Grants	484.97						484.97
Trust and Agency	568,373.25	141,432.45	118,248.68		(893.69)		590,663.33
<b>Totals</b>	<b>18,177,957.02</b>	<b>754,910.47</b>	<b>1,538,637.37</b>	<b>0.00</b>	<b>0.00</b>	<b>0.00</b>	<b>17,394,230.12</b>

Year	09.30.2015				FY2016	FY2015	09.30.2016
To Date	Cash Balance	Receipts	Disbursements	Allocations	Adjustments	Adjustments	Cash Balance
Maintenance & Operating (M&O)	11,841,794.67	17,976,029.36	15,924,847.53		(5,674.65)		13,887,301.85
COB & GOB Operating	491,873.19	1,793.24	203,646.93				290,019.50
COB & GOB I&S	198,485.01	1,426,574.93	1,197,665.00				427,394.94
Special Revenue	2,164,430.67	865,026.70	837,660.18		6,568.34		2,198,365.53
Special Revenue ... Grants	484.97						484.97
Trust and Agency	639,676.77	1,599,625.14	1,647,744.89		(893.69)		590,663.33
<b>Totals</b>	<b>15,336,745.28</b>	<b>21,869,049.37</b>	<b>19,811,564.53</b>	<b>0.00</b>	<b>0.00</b>	<b>0.00</b>	<b>17,394,230.12</b>

Clerks of the Courts Trust Funds							
Month	08.31.2016				FY2016	FY2015	09.30.2016
To Date	Cash Balance	Receipts	Disbursements	Allocations	Adjustments	Adjustments	Cash Balance
District Clerk Trust	18,068.01	5.70					18,073.71
County Clerk Trust	120,854.70	37.76					120,892.46
<b>Totals</b>	<b>138,922.71</b>	<b>46.59</b>	<b>0.00</b>	<b>0.00</b>	<b>0.00</b>	<b>0.00</b>	<b>138,966.17</b>

Year	09.30.2015				FY2016	FY2015	09.30.2016
To Date	Cash Balance	Receipts	Disbursements	Allocations	Adjustments	Adjustments	Cash Balance
District Clerk Trust	18,021.48	52.23					18,073.71
County Clerk Trust	120,544.41	348.05					120,892.46
<b>Totals</b>	<b>138,565.89</b>	<b>400.28</b>	<b>0.00</b>	<b>0.00</b>	<b>0.00</b>	<b>0.00</b>	<b>138,966.17</b>

Respectfully submitted,

Laura Lundquist, CCT, CIO  
Gillespie County Treasurer

The State of Texas, County of Gillespie

Before me, the undersigned authority, this day personally appeared Laura Lundquist, County Treasurer, to me well known, who, being duly sworn, desposes and says that the above and foregoing report is true and correct.

Witness my hand and seal of this office, this \_\_\_\_\_ day of \_\_\_\_\_, \_\_\_\_\_ A.D.

Mary Lynn Rusche, County Clerk  
County of Gillespie, State of Texas

Compared, examined, and accepted in open Commissioners Court this \_\_\_\_\_ day of \_\_\_\_\_, \_\_\_\_\_ A.D.

Mark Stroehrer, County Judge

Curtis Cameron, Commissioner Pct No 1

William A. Roeder, Commissioner Pct No 2

Calvin Ransleben, Commissioner Pct No 3

Donald W. Schuch, Commissioner Pct No 4