



FY2015-2016

GILLESPIE COUNTY, TEXAS

COUNTY TREASURER MONTHLY FINANCIAL REPORT

For The Period Ended

July 31, 2016

Unaudited

Laura Lundquist, CCT, CIO

GILLESPIE COUNTY TREASURER

- 1 Cash/Investment Balances All Funds
For Period Ended July 31, 2016
- 2 Statement of Receipts, Disbursements, Electronic Funds Transfers, Payroll,
Interfund Allocations, Adjustments, and Investments All Funds
Month to Date by Fund
- 3 Statement of Receipts, Disbursements, Electronic Funds Transfers, Payroll,
Interfund Allocations, Adjustments, and Investments All Funds
Fiscal Year to Date by Fund
- 4 Statement of Maintenance & Operating Funds
FY2005 through July 31, 2016
General Fund
Road & Bridge Funds ... County Wide, Precinct No 1, Precinct No 2, Precinct No 3, Precinct No 4
- 5 Fund Cash/Investment Balance Comparison by Fiscal Year by Fund
Active and Inactive Funds
FY2004 through July 31, 2016
- 6 Overall Cash/Investment Balance Comparison by Month
FY1985 through July 31, 2016
- 7 County Sales Tax ... Effective January 01, 1988
Allocation Summary of Sales Tax Receipts
1988 through July 31, 2016

Statement of Repayment of Erroneous Receipt of Sales Tax
1997 through July 31, 2016 ... 20 Year Payout; Final Payment FY2016
- 8 Hotel Occupancy Tax (HOT) ... Effective January 01, 2007
Summary of HOT Receipts and Expenditures
For the Period of January 01, 2007 through July 31, 2016
9. Certificates of Obligation Bonds ... Interest & Sinking
Statement of Bond Redemptions & Interest Payment Schedule
GO Refunding Bonds, Series 2010
Refunding of COB Series 2001, Post Office & Clinic Building Properties



10. General Obligation Bonds ... Interest & Sinking
Statement of Bond Redemptions & Interest Payment Schedule
GOB Series 2013, Jail Construction Project
11. Lease / Purchase Finance Capital Equipment
Statement of Principal & Interest Payment Schedule
Road & Bridge Departments – Contract No 6451, December2013
 - o Countywide
 - o Precinct No 1
 - o Precinct No 2
 - o Precinct No 3
 - o Precinct No 4
12. Public Property Finance ... Law Enforcement Radio System Upgrade
Statement of Principal & Interest Payment Schedule
Sheriff Office --- Contract No 6774, October2014
13. District Clerk Trust Funds ... Statement of Holding in Trust Funds As Managed by County Treasurer
As of July 31, 2016
14. County Clerk Trust Funds ... Statement of Holding in Trust Funds As Managed by County Treasurer
As of July 31, 2016
15. Investment Performance Summary ... Certificate(s) of Deposit
As of July 31, 2016
16. County Treasurer Portfolio Asset Summary by Investment Type
As of July 31, 2016
17. County Portfolio Asset Summary vs Security Holdings
As of July 31, 2016
18. Detailed Listing of Receipts to All Funds
For July.2016
19. Detailed Listing of Disbursements from All Funds
For July.2016
20. Detailed Listing of Electronic Funds Transfers from All Funds
For July.2016
21. Detailed Listing of Interfund Allocations to/from All Funds
For July.2016
22. Detailed Listing of Payroll Distribution All Funds
For July.2016
23. Financial Summary Recap Affidavit
As of July 31, 2016

GILLESPIE COUNTY, TEXAS

Cash and Investment Balances All Funds Managed by County Treasurer

For Period Ended July 31, 2016

FUNDS LISTING BY CATEGORY

GENERAL and ROAD & BRIDGE FUNDS

Maintenance & Operating Funds

General Fund	13,614,118.41
Road & Bridge Funds ...	
County Wide	1,416,892.58
Precinct No 1	73,783.26
Precinct No 2	202,362.00
Precinct No 3	182,259.41
Precinct No 4	<u>89,444.60</u>
Sub-total Road & Bridge Funds	1,964,741.85

CASH and INVESTMENTS

15,578,860.26

SPECIAL REVENUE FUNDS

Law Library	4,852.33
Lateral Road ...	
Precinct No 1	13,291.39
Precinct No 2	6,658.22
Precinct No 3	6,658.22
Precinct No 4	0.00
Sub-total Lateral Road Funds	26,607.83
Probate	31,952.60
Court Reporter Service	2,952.36
County Records Management	67,539.53
County Clerk Records Management	143,254.31
Sheriff Forfeiture	43,553.34
Sheriff Abandoned Vehicle	1,205.13
Sheriff Equitable Sharing	1,205.59
Justice Court Bldg Security	31,342.66
Courthouse Security	110.42
District Clerk Records Management	8,595.94
County & District Court Technology	19,847.03
Occupancy Tax	546,822.87
Pretrial Intervention	126,525.71
Justice Court Technology	119,627.00
Airport Operating	947,766.20
LEOSE Training--Sheriff	7,559.91
LEOSE Training--Constable No 1	8,702.83
LEOSE Training--Constable No 2	6,649.16
Tax Assessor - M V I	<u>106.75</u>
	<u>2,146,779.50</u>

SPECIAL REVENUE FUNDS ... GRANTS

Grants ... General, Energy Efficiency	0.00
Grants ... Law Enforcement, Emergency Services P25 Compliant Radio	0.00
PML Loan Star Library	258.39
PML PAC-Pug	211.40
Airport Capital Project Grant	<u>15.18</u>
	<u>484.97</u>

GILLESPIE COUNTY, TEXAS
Cash and Investment Balances
All Funds Managed by County Treasurer
For Period Ended July 31, 2016

FUNDS LISTING BY CATEGORY (continued)			
CERTIFICATES OF OBLIGATION BONDS and GENERAL OBLIGATION BONDS			
...			
Operating Accounts			
GOB Series 2013 ... Jail Project	<u>314,712.40</u>	<u>314,712.40</u>	
CERTIFICATES OF OBLIGATION BONDS and GENERAL OBLIGATION BONDS			
...			
Interest & Sinking Accounts			
COB Series 2001/GOB Refunding Series 2010 ... Interest & Sinking	70,399.65		
GOB Series 2013 ... Interest & Sinking	<u>593,178.98</u>	<u>663,578.63</u>	
TRUST and AGENCY FUNDS			
Criminal Justice	1,290.00		
Waste Water (State Fee)	400.00		
County Attorney Hot Check	10,417.63		
McDermott (PML)	139,129.02		
Breiten (PML)	205,604.79		
Justice Of The Peace No. 1	45,598.35		
Justice Of The Peace No. 2	16,111.11		
Appellate Judicial System	850.64		
Alternative Dispute Resolution	1,016.43		
Unclaimed Monies	54,211.45		
County Clerk Operating	43,625.52		
District Clerk Operating	36,793.57		
Light Up The Block	<u>0.00</u>	<u>555,048.51</u>	<u>19,259,464.27</u>
FUNDS PENDING RELEASE			
Check(s) pending release	0.00		
EFT(s) pending release	<u>0.00</u>	<u>0.00</u>	<u>0.00</u>
CHANGE FUNDS			
General Fund (F.10) ... cash provider to various offices	3,000.00		
Sheriff Seizure Fund (F.30)	1,950.00		
County Attorney Hot Check Fund (F.80)	<u>50.00</u>	<u>5,000.00</u>	<u>5,000.00</u>

GILLESPIE COUNTY, TEXAS

Cash and Investment Balances All Funds Managed by County Treasurer

For Period Ended July 31, 2016

FUNDS LISTING BY CATEGORY <small>(continued)</small>				
UNALLOCATED MONIES				
Checking Accounts				
Justice of Peace No 2 Checking...unaccountable funds from 02.28.1999 ... date check book was turned over to County Treasurer	(98.56)			
Justice of Peace No 2 Checking ... credit card payment pending	324.00			
Justice of Peace No 2 Checking ... credit card reversal pending	110.00			
Justice of Peace No 1 Checking ... credit card payment pending	682.50			
General Checking...	0.00			
District Clerk Checking...	0.00			
County Attorney Hot Check Checking...	0.00			
COB 2001/REF 2010 Checking...	0.00			
GOB 2013 Project Checking...	0.00			
Appellate Checking...	0.00			
County Clerk Checking ... IPP pending	58.00	<u>1,075.94</u>		
Investment Pools ... Investment Service For Public Funds				
TexPool ... General	0.00			
TexPool ... COB Series 2001/GOB Series 2010 Interest & Sinking	0.00			
TexPool ... GOB Series 2013 Jail Project	0.00			
Texas Class ... GOB Series 2013 Jail Project	<u>0.00</u>	<u>0.00</u>		
Other Unallocated Funds				
none reported	<u>0.00</u>	<u>0.00</u>	<u>1,075.94</u>	<u>19,265,540.21</u>

GILLESPIE COUNTY, TEXAS

Cash and Investment Balances All Funds Managed by County Treasurer

For Period Ended July 31, 2016

CHECKING and INVESTMENT ACCOUNTS

CHECKING ACCOUNTS

GENERAL OPERATING ... Interest Bearing Checking	16.71	
Cash On Hand	0.00	
Deposit In Process	96.00	
Deposit In Process	207.00	
Deposit In Process	2,051.98	
Deposit In Process	(702.28)	
Online Transfer	(3,586.82)	
Online Transfer	(145.00)	
Online Transfer	(145.00)	
Online Transfer	(100.72)	
Online Transfer	(100.72)	
Outstanding Financial Checks	(386,348.70)	
Outstanding Payroll Checks	(32,339.16)	
Check(s) pending release	0.00	(421,096.71)
GENERAL OPERATING ... Interest Bearing Sweep Account		
Sweep of General Operating Checking	10,006,117.30	10,006,117.30
COB Series 2001 / GORefuding Series 2010 INTEREST & SINKING Checking	2.02	
Cash On Hand	0.00	
Online Transfer	702.28	
Online Transfer	0.00	
Outstanding Checks	0.00	704.30
COB Series 2001 / GORefuding Series 2010 INTEREST & SINKING ... Interest Bearing Sweep Account		
Sweep of General Operating Checking	68,983.28	68,983.28
COUNTY ATTORNEY HOT CHECK ... Interest Bearing Checking	11,160.17	
Cash On Hand	0.00	
Deposit In Process	0.00	
Online Transfer	0.00	
Outstanding Checks	(742.54)	10,417.63
APPELLATE JUDICIAL ... Interest Bearing Checking	604.92	
Cash On Hand	0.00	
Deposit In Process	0.00	
Online Transfer	145.00	
Online Transfer	100.72	
Outstanding Checks	0.00	850.64
JUSTICE OF THE PEACE No 1 ... Interest Bearing Checking	47,918.64	
Cash On Hand	0.00	
Deposit In Process	412.00	
Online Transfer	0.00	
Outstanding Checks	(2,049.79)	46,280.85

GILLESPIE COUNTY, TEXAS

Cash and Investment Balances All Funds Managed by County Treasurer

For Period Ended July 31, 2016

CHECKING and INVESTMENT ACCOUNTS <small>(continued)</small>			
CHECKING ACCOUNTS ... Continued			
JUSTICE OF THE PEACE No 2 ... Interest Bearing Checking	17,544.84		
Cash On Hand	0.00		
Deposit In Process	577.10		
Online Transfer	0.00		
Outstanding Checks	(1,675.39)	<u>16,446.55</u>	
COUNTY CLERK ... Interest Bearing Checking	42,989.19		
Cash On Hand	0.00		
Deposit In Process	1,248.25		
Deposit In Process	0.00		
Online Transfer	100.72		
Outstanding Checks...checks outstanding prior to 10.01.2009	(108.50)		
Outstanding Checks...outstanding checks post 09.30.2009	(546.14)	<u>43,683.52</u>	
DISTRICT CLERK ... Interest Bearing Checking	56,943.00		
Cash On Hand	0.00		
Deposit In Process	316.75		
Online Transfer	145.00		
Outstanding Checks...checks outstanding prior to 10.01.2009	(4,361.86)		
Outstanding Checks...outstanding checks post 09.30.2009	(16,249.32)	<u>36,793.57</u>	
GOB SERIES 2013 - Jail Project ... Interest Bearing Checking	1.00		
Cash On Hand	0.00		
Online Transfer	0.00		
Deposit In Process	0.00		
Outstanding Checks	<u>0.00</u>	<u>1.00</u>	
GOB SERIES 2013 - Jail Project ... Interest Bearing Sweep Account			
Sweep of GOB 2013 Jail Project Checking	<u>42,548.72</u>	<u>42,548.72</u>	
GOB SERIES 2013 - Interest & Sinking ... Interest Bearing Checking	11.36		
Cash On Hand	0.00		
Online Transfer	3,586.82		
Online Transfer	0.00		
Online Transfer	0.00		
Outstanding Checks	<u>0.00</u>	<u>3,598.18</u>	
GOB SERIES 2013 - Interest & Sinking ... Interest Bearing Sweep Account			
Sweep of GOB 2013 Interest & Sinking Sweep	<u>589,580.80</u>	<u>589,580.80</u>	<u>10,444,909.63</u>

GILLESPIE COUNTY, TEXAS

Cash and Investment Balances All Funds Managed by County Treasurer

For Period Ended July 31, 2016

CHECKING and INVESTMENT ACCOUNTS (continued)

TIME CERTIFICATE OF DEPOSIT(s)

All General Fund (10.) Investments

Blanco National Bank

BNB CD .. 0.45% per annum, paid monthly .. 11.07.2016 maturity	100,000.00	
BNB CD .. 0.45% per annum, paid monthly .. 02.11.2017 maturity	100,000.00	
BNB CD .. 0.45% per annum, paid monthly .. 01.02.2017 maturity	100,000.00	
BNB CD .. 0.45% per annum, paid monthly .. 07.19.2017 maturity	100,000.00	
BNB CD .. 0.45% per annum, paid monthly .. 03.07.2017 maturity	100,000.00	
BNB CD .. 0.45% per annum, paid monthly .. 09.07.2016 maturity	100,000.00	
BNB CD .. 0.45% per annum, paid monthly .. 10.07.2016 maturity	100,000.00	
BNB CD .. 0.45% per annum, paid monthly .. 05.28.2017 maturity	100,000.00	
BNB CD .. 0.45% per annum, paid monthly .. 05.28.2017 maturity	100,000.00	
BNB CD .. 0.45% per annum, paid monthly .. 08.02.2016 maturity	100,000.00	
BNB CD .. 0.45% per annum, paid monthly .. 11.02.2016 maturity	100,000.00	
BNB CD .. 0.45% per annum, paid monthly .. 12.02.2016 maturity	100,000.00	
BNB CD .. 0.45% per annum, paid monthly .. 04.18.2017 maturity	100,000.00	
BNB CD .. 0.45% per annum, paid monthly .. 11.22.2016 maturity	100,000.00	
BNB CD .. 0.45% per annum, paid monthly .. 01.30.2017 maturity	100,000.00	
BNB CD .. 0.45% per annum, paid monthly .. 01.30.2017 maturity	100,000.00	
BNB CD .. 0.45% per annum, paid monthly .. 03.05.2017 maturity	100,000.00	
BNB CD .. 0.45% per annum, paid monthly .. 04.01.2017 maturity	100,000.00	
BNB CD .. 0.45% per annum, paid monthly .. 12.01.2016 maturity	100,000.00	
BNB CD .. 0.45% per annum, paid monthly .. 04.01.2017 maturity	100,000.00	
BNB CD .. 0.45% per annum, paid monthly .. 04.01.2017 maturity	100,000.00	
BNB CD .. 0.45% per annum, paid monthly .. 04.15.2017 maturity	100,000.00	
BNB CD .. 0.45% per annum, paid monthly .. 06.01.2017 maturity	100,000.00	
BNB CD .. 0.45% per annum, paid monthly .. 06.15.2017 maturity	<u>100,000.00</u>	<u>2,400,000.00</u>

Security State Bank & Trust (County Depository)

SSB&T CD .. 0.35% per annum, paid monthly .. 02.11.2017 maturity	100,000.00	
SSB&T CD .. 0.35% per annum, paid monthly .. 05.02.2017 maturity	100,000.00	
SSB&T CD .. 0.35% per annum, paid monthly .. 02.28.2017 maturity	100,000.00	
SSB&T CD .. 0.35% per annum, paid monthly .. 10.29.2016 maturity	100,000.00	
SSB&T CD .. 0.35% per annum, paid monthly .. 03.04.2017 maturity	250,000.00	
SSB&T CD .. 0.35% per annum, paid monthly .. 04.01.2017 maturity	500,000.00	
SSB&T CD .. 0.40% per annum, paid monthly .. 07.01.2017 maturity	500,000.00	
SSB&T CD .. 0.35% per annum, paid monthly .. 10.01.2016 maturity	500,000.00	
SSB&T CD .. 0.35% per annum, paid monthly .. 01.01.2017 maturity	<u>500,000.00</u>	<u>2,650,000.00</u> <u>5,050,000.00</u>

GILLESPIE COUNTY, TEXAS

Cash and Investment Balances All Funds Managed by County Treasurer

For Period Ended July 31, 2016

CHECKING and INVESTMENT ACCOUNTS (continued)				
INVESTMENT POOLS ... Investment Service For Public Funds				
TexPool				
GENERAL ... Multi-Fund Account	3,492,755.83			
Deposit In Process	0.00			
Monies In Transit	<u>0.00</u>	<u>3,492,755.83</u>		
COB SERIES 2001/GORefunding SERIES 2010 ... Interest & Sinking	712.07			
Deposit In Process	0.00			
Monies In Transit	<u>0.00</u>	<u>712.07</u>		
GOB SERIES 2013 ... Jail Project	0.00			
Deposit In Process	0.00			
Monies In Transit	<u>0.00</u>	<u>0.00</u>		
<small>TexPool sub-total</small>			<u>3,493,467.90</u>	
Texas Class				
GOB SERIES 2013 ... Jail Project	272,162.68			
Deposit In Process	0.00			
Monies In Transit	<u>0.00</u>	<u>272,162.68</u>	<u>3,765,630.58</u>	
CHANGE FUNDS				
Under General Fund (F.10)				
Tax Office ... Teller Drawers (4)	1,200.00			
Tax Office ... Office Administration	0.00			
County Clerk	100.00			
District Clerk	100.00			
Justice of Peace No 1	200.00			
Justice of Peace No 2	200.00			
Pioneer Memorial Library	100.00			
Sheriff ... Administration	50.00			
Sheriff ... Jail Operations	50.00			
County Treasurer	1,000.00			
County Warehouse	<u>0.00</u>	<u>3,000.00</u>		
Under Sheriff Seizure (F.30)				
Sheriff ... Administrative Office	1,950.00	<u>1,950.00</u>		
Under County Attorney Hot Check (F.80)				
County Attorney	<u>50.00</u>	<u>50.00</u>	<u>5,000.00</u>	<u>19,265,540.21</u>


GILLESPIE COUNTY, TEXAS

Cash and Investment Balances All Funds Managed by County Treasurer

For Period Ended July 31, 2016

DISTRICT CLERK HOLDING					
HOLDING ACCOUNT (s)			CASH and INVESTMENTS		
holding account(s)	<u>18,062.28</u>	<u>18,062.28</u>	<u>18,062.28</u>	<u>18,062.28</u>	<u>18,062.28</u>
INVESTMENT POOLS ... Investment Service For Public Funds					
TEXPOOL ... DISTRICT CLERK HOLDING	18,062.28				
Deposit In Process	0.00				
Monies In Transit	<u>0.00</u>	<u>18,062.28</u>	<u>18,062.28</u>		<u>18,062.28</u>

COUNTY CLERK HOLDING					
HOLDING ACCOUNT (s)			CASH and INVESTMENTS		
holding account(s)	<u>120,816.39</u>	<u>120,816.39</u>	<u>120,816.39</u>	<u>120,816.39</u>	<u>120,816.39</u>
INVESTMENT POOLS ... Investment Service For Public Funds					
TEXPOOL ... COUNTY CLERK HOLDING	120,816.39				
Deposit In Process	0.00				
Monies In Transit	<u>0.00</u>	<u>120,816.39</u>	<u>120,816.39</u>		<u>120,816.39</u>



Laura Lundquist, CCT, CIO
 Gillespie County Treasurer
 Gillespie County, Texas

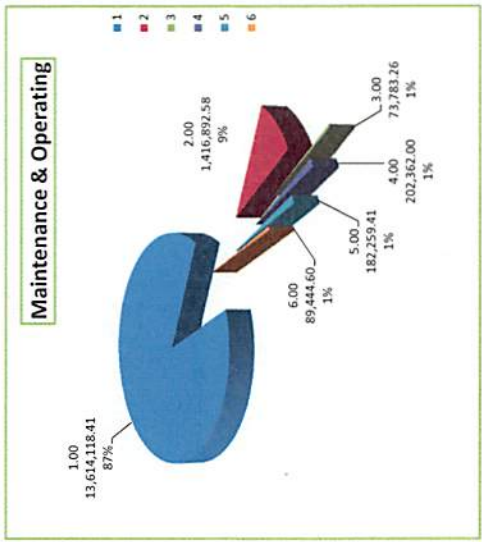
GILLESPIE COUNTY, TEXAS
STATEMENT OF
Receipts, Disbursements, Electronic Funds Transfers, Payroll, Interfund Allocations, Adjustments, and Time Investments
of County Funds Managed by County Treasurer

For the Period Ended July 31, 2016

For Current Account Period	Cash Balance as of 06.30.2016	Receipts	Disbursements	Electronic Fund Transfers	Payroll	Total Disbursements	Interfund Allocations In	Interfund Allocations Out	FY2016 Adjustments	FY2015 Adjustments	Cash Balances as of 07.31.2016	Time Investments	Adjusted Cash Balance as of 07.31.2016	For Current Account Period
GENERAL and ROAD & BRIDGE ... Maintenance & Operating Funds														
F10 General	14,114,192.44	569,540.98	400,177.24	241,806.78	427,630.99	1,069,615.01					13,614,118.41	5,050,000.00	8,564,118.41	F10 General
Road & Bridge Funds														
F15 County Wide	1,356,813.90	68,649.60	5,025.27		3,545.65	8,570.92					1,416,892.58		1,416,892.58	Road & Bridge Funds
F16 Precinct No 1	134,700.41	35.06	48,508.46		12,443.75	60,952.21					73,783.26		73,783.26	F16 Precinct No 1
F17 Precinct No 2	327,837.99	90.19	93,757.54		31,808.64	125,566.18					202,362.00		202,362.00	F17 Precinct No 2
F18 Precinct No 3	219,920.32	74.81	22,259.71		15,476.01	37,735.72					182,259.41		182,259.41	F18 Precinct No 3
F19 Precinct No 4	190,104.36	35.61	66,620.21		34,075.16	100,695.37					89,444.60		89,444.60	F19 Precinct No 4
Sub-Total R&B	2,229,376.96	68,865.27	236,171.19	0.00	97,349.21	333,520.40	0.00	0.00	0.00	0.00	1,964,741.65	0.00	1,964,741.65	Sub-Total R&B
Sub-Totals General / Road & Bridge ... Maintenance & Operating Funds	16,343,569.42	638,426.25	636,348.43	241,806.78	524,980.20	1,403,135.41	0.00	0.00	0.00	0.00	15,578,860.26	5,050,000.00	10,528,860.26	Sub-Totals General / Road & Bridge ... Maintenance & Operating Funds

Maintenance & Operating Cash Balances by Fund As of July 31, 2016

Fund	Cash Balance
1 - General Fund	13,614,118.41
2 - F15 County Wide	1,416,892.58
3 - F16 Precinct No 1	73,783.26
4 - F17 Precinct No 2	202,362.00
5 - F18 Precinct No 3	182,259.41
6 - F19 Precinct No 4	89,444.60
Total	15,578,860.26



GILLESPIE COUNTY, TEXAS
STATEMENT OF
Receipts, Disbursements, Electronic Funds Transfers, Payroll, Interfund Allocations, Adjustments, and Time Investments
of County Funds Managed by County Treasurer

For the Period Ended July 31, 2016

For Current Account Period	Cash Balance as of 06.30.2016	Receipts	Disbursements	Electronic Fund Transfers	Payroll	Total Disbursements	Interfund Allocations In	Interfund Allocations Out	FY2016 Adjustments	FY2015 YE Adjustments	Cash Balances as of 07.31.2016	Time Investments	Adjusted Cash Balance as of 07.31.2016	For Current Account Period
SPECIAL REVENUE														
F20 Law Library	4,814.32	2,595.01	2,557.00			2,557.00					4,852.33		4,852.33	F20 Law Library
F21 Lateral Road Precinct Depts														F21 Lateral Road Precinct Depts
Precinct No 1	13,291.39					0.00					13,291.39		13,291.39	Precinct No 1
Precinct No 2	6,658.22					0.00					6,658.22		6,658.22	Precinct No 2
Precinct No 3	6,658.22					0.00					6,658.22		6,658.22	Precinct No 3
Precinct No 4	0.00					0.00					0.00		0.00	Precinct No 4
F24 Probate	31,555.30	397.30				0.00					31,952.60		31,952.60	F24 Probate
F25 Court Reporter	2,464.36	810.00	322.00			322.00					2,952.36		2,952.36	F25 Court Reporter
F28 County Records Mgmt	66,421.25	1,118.28				0.00					67,539.53		67,539.53	F28 County Records Mgmt
F29 County Clerk Records Mgmt	136,738.59	6,515.72				0.00					143,254.31		143,254.31	F29 County Clerk Records Mgmt
F30 Sheriff Forfeiture	43,536.32	17.02				0.00					43,553.34		43,553.34	F30 Sheriff Forfeiture
F93 Sheriff Abandoned Vehicle	1,204.66	0.47				0.00					1,205.13		1,205.13	F93 Sheriff Abandoned Vehicle
F31 Justice Court Bldg Security	31,046.83	295.83				0.00					31,342.66		31,342.66	F31 Justice Court Bldg Security
F32 Courthouse Security	(393.92)	2,020.53			1,516.19	1,516.19					110.42		110.42	F32 Courthouse Security
F34 District Clerk Records Mgmt	8,280.94	315.00				0.00					8,595.94		8,595.94	F34 District Clerk Records Mgmt
F35 County & District Courts Technology	19,231.25	615.78				0.00					19,847.03		19,847.03	F35 County & District Courts Technology
F36 Occupancy Tax	466,093.52	80,729.35				0.00					546,822.87		546,822.87	F36 Occupancy Tax
F37 Pretrial Intervention	126,025.71	500.00				0.00					126,525.71		126,525.71	F37 Pretrial Intervention
F51 Justice Court Technology	118,423.63	1,203.37				0.00					119,627.00		119,627.00	F51 Justice Court Technology
F72 Airport Operating	1,073,799.30	11,290.33	128,452.82		8,870.61	137,323.43					947,766.20		947,766.20	F72 Airport Operating
F78 LOOSE -Sheriff	7,559.91					0.00					7,559.91		7,559.91	F78 LOOSE -Sheriff
F79 LOOSE- Constable 1	8,702.83					0.00					8,702.83		8,702.83	F79 LOOSE- Constable 1
F82 LOOSE-Constable 2	6,649.16					0.00					6,649.16		6,649.16	F82 LOOSE-Constable 2
F81 Tax Assessor-M V I	106.75					0.00					106.75		106.75	F81 Tax Assessor-M V I
F40 Sheriff Equitable Sharing	1,205.12	0.47				0.00					1,205.59		1,205.59	F40 Sheriff Equitable Sharing
Sub-Totals Special Revenue	2,180,073.66	108,424.46	131,331.82	0.00	10,386.80	141,718.62	0.00	0.00	0.00	0.00	2,146,779.50	0.00	2,146,779.50	Sub-Totals Special Revenue

GILLESPIE COUNTY, TEXAS
STATEMENT OF
Receipts, Disbursements, Electronic Funds Transfers, Payroll, Interfund Allocations, Adjustments, and Time Investments
of County Funds Managed by County Treasurer

For the Period Ended July 31, 2016

For Current Account Period	Cash Balance as of 06.30.2016	Receipts	Disbursements	Electronic Fund Transfers	Payroll	Total Disbursements	Interfund Allocations In	Interfund Allocations Out	FY2016 Adjustments	FY2015 YE Adjustments	Cash Balances as of 07.31.2016	Time Investments	Adjusted Cash Balance as of 07.31.2016	For Current Account Period
----------------------------	-------------------------------	----------	---------------	---------------------------	---------	---------------------	--------------------------	---------------------------	--------------------	-----------------------	--------------------------------	------------------	--	----------------------------

SPECIAL REVENUE ... GRANTS														
F11 Grants ... General - Energy Efficiency	0.00					0.00					0.00		0.00	
F11 Grants ... Law Enforcement, Emergency Services P25 Compliant Radio	0.00					0.00					0.00		0.00	
F54 PML ... Loan Star Grant	258.39					0.00					258.39		258.39	
F54 PML ... PAC-HUG Grant	211.40					0.00					211.40		211.40	
F71 Airport Capital Project Grant	15.18					0.00					15.18		15.18	
Sub-Totals Special Revenue ... Grants	484.97	0.00	0.00	0.00	0.00	0.00	0.00	0.00	0.00	0.00	484.97	0.00	484.97	Special Revenue ... Grants

CERTIFICATES OF OBLIGATION BONDS and GENERAL OBLIGATION BONDS ... Project Operating Accounts														
F61 GOB Series 2013 ... Jail Project	374,504.26	180.87	59,972.73			59,972.73					314,712.40		314,712.40	F61 GOB Series 2013 ... Jail Project
Sub-Totals COB ... GOB Operating	374,504.26	180.87	59,972.73	0.00	0.00	59,972.73	0.00	0.00	0.00	0.00	314,712.40	0.00	314,712.40	Sub-Totals COB ... GOB Operating

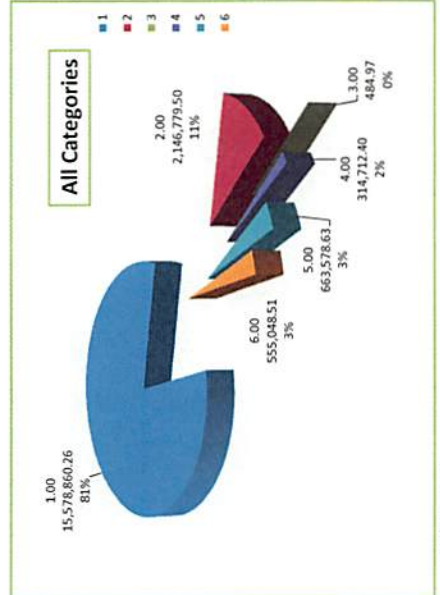
CERTIFICATES OF OBLIGATION BONDS and GENERAL OBLIGATION BONDS ... Interest & Sinking Accounts														
F62 GOB Series 2013 ... Interest & Sinking	581,438.95	11,740.03				0.00					593,178.98		593,178.98	F62 GOB Series 2013 ... Interest & Sinking
F53 COB Series 2001 / GOB Refunding Series 2013 ... Interest & Sinking	68,120.54	2,279.11				0.00					70,399.65		70,399.65	F53 COB Series 2001 / GOB Refunding Series 2013 ... Interest & Sinking
Sub-Totals COB ... GOB I&S	649,559.49	14,019.14	0.00	0.00	0.00	0.00	0.00	0.00	0.00	0.00	663,578.63	0.00	663,578.63	Sub-Totals COB ... GOB I&S

GILLESPIE COUNTY, TEXAS
STATEMENT OF
Receipts, Disbursements, Electronic Funds Transfers, Payroll, Interfund Allocations, Adjustments, and Time Investments
of County Funds Managed by County Treasurer

For the Period Ended July 31, 2016

For Current Account Period	Cash Balance as of 06.30.2016	Receipts	Disbursements	Electronic Fund Transfers	Payroll	Total Disbursements	Interfund Allocations In	Interfund Allocations Out	FY2016 Adjustments	FY2015 YE Adjustments	Cash Balances as of 07.31.2016	Time Investments	Adjusted Cash Balance as of 07.31.2016	For Current Account Period
TRUST and AGENCY														
F22 Criminal Justice	33,320.41	37,927.66	661.95	69,296.12		69,958.07					1,290.00		1,290.00	F22 Criminal Justice
F27 Waste Water	570.00	280.00	450.00			450.00					400.00		400.00	F27 Waste Water
F80 County Attorney Hot Check	9,936.96	1,036.78	556.11			556.11					10,417.63		10,417.63	F80 County Attorney Hot Check
F89 McDermott (PML)	139,074.66	54.36				0.00					139,129.02		139,129.02	F89 McDermott (PML)
F92 Breiten (PML)	206,304.13	80.33	779.67			779.67					205,604.79		205,604.79	F92 Breiten (PML)
F85 Justice Of Peace 1	61,318.46	29,267.44	44,987.55			44,987.55					45,598.35		45,598.35	F85 Justice Of Peace 1
F86 Justice Of Peace 2	28,802.28	15,696.59	28,387.76			28,387.76					16,111.11		16,111.11	F86 Justice Of Peace 2
F83 Appellate Judicial	479.90	370.74				0.00					850.64		850.64	F83 Appellate Judicial
F84 Alternative Dispute Resolution	1,329.69	1,016.43	1,329.69			1,329.69					1,016.43		1,016.43	F84 Alternative Dispute Resolution
F90 Unclaimed Monies	54,211.45					0.00					54,211.45		54,211.45	F90 Unclaimed Monies
F94 County Clerk Operating	46,773.93	43,377.52	46,525.93			46,525.93					43,625.52		43,625.52	F94 County Clerk Operating
F95 District Clerk Operating	60,466.11	11,182.49	34,855.03			34,855.03					36,793.57		36,793.57	F95 District Clerk Operating
Sub-Totals Trust and Agency	642,687.98	140,290.34	158,533.69	69,296.12	0.00	227,829.81	0.00	0.00	0.00	0.00	555,048.51	0.00	555,048.51	Sub-Totals Trust and Agency

TOTALS ALL FUNDS	20,190,779.78	901,341.06	986,186.67	311,102.90	535,367.00	1,832,656.57	0.00	0.00	0.00	0.00	19,259,464.27	5,050,000.00	14,209,464.27	TOTALS ALL FUNDS
-------------------------	----------------------	-------------------	-------------------	-------------------	-------------------	---------------------	-------------	-------------	-------------	-------------	----------------------	---------------------	----------------------	-------------------------



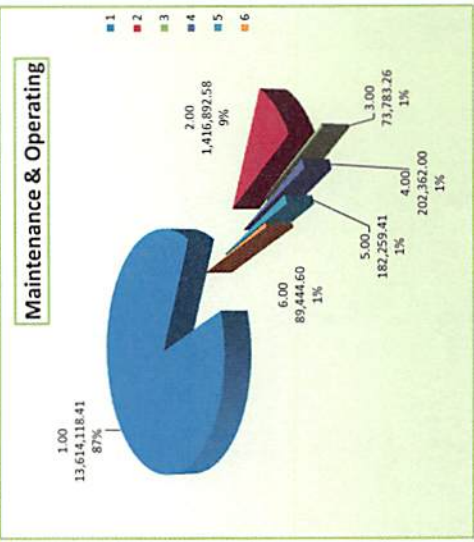
GILLESPIE COUNTY, TEXAS
STATEMENT OF
Receipts, Disbursements, Electronic Funds Transfers, Payroll, Interfund Allocations, Adjustments, and Time Investments
of County Funds Managed by County Treasurer

Fiscal Year to Date as of Period Ended July 31, 2016

For Current Account Period	Cash Balance as of 09.30.2015	Receipts	Disbursements	Electronic Fund Transfers	Payroll	Total Disbursements	Interfund Allocations In	Interfund Allocations Out	FY2016 Adjustments	FY2015 Adjustments	Cash Balances as of 07.31.2016	Time Investments	Adjusted Cash Balance as of 07.31.2016	For Current Account Period
GENERAL and ROAD & BRIDGE ... Maintenance & Operating Funds														
F10 General	10,425,972.66	14,353,942.89	5,621,992.63	2,494,390.01	3,049,414.50	11,165,797.14					13,614,118.41	5,050,000.00	8,564,118.41	F10 General
Road & Bridge Funds														
F15 County Wide	341,842.65	2,588,624.79	165,607.98		25,466.88	191,074.86		1,322,500.00			1,416,892.58		1,416,892.58	Road & Bridge Funds
F16 Precinct No 1	268,572.55	3,914.04	378,106.59		165,096.74	543,203.33	344,500.00				73,783.26		73,783.26	F16 Precinct No 1
F17 Precinct No 2	267,713.97	799.64	188,421.54		165,730.07	354,151.61	288,000.00				202,362.00		202,362.00	F17 Precinct No 2
F18 Precinct No 3	268,676.90	577.89	252,596.87		197,398.51	449,995.38	363,000.00				182,259.41		182,259.41	F18 Precinct No 3
F19 Precinct No 4	269,015.94	4,189.96	309,791.91		200,969.39	510,761.30	327,000.00				89,444.60		89,444.60	F19 Precinct No 4
Sub-Total R&B	1,415,822.01	2,596,106.32	1,294,524.89	0.00	754,961.59	2,049,186.46	1,322,500.00	1,322,500.00	0.00	0.00	1,964,741.85	0.00	1,964,741.85	Sub-Total R&B
Sub-Totals General / Road & Bridge ... Maintenance & Operating Funds	11,841,794.67	16,952,049.21	6,916,517.52	2,494,390.01	3,804,076.09	13,214,983.62	1,322,500.00	1,322,500.00	0.00	0.00	15,578,860.26	5,050,000.00	10,528,860.26	Sub-Totals General / Road & Bridge ... Maintenance & Operating Funds

Maintenance & Operating Cash Balances by Fund As of July 31, 2016

Fund	Cash Balance
1 - General Fund	13,614,118.41
2 - F15 County Wide	1,416,892.58
3 - F16 Precinct No 1	73,783.26
4 - F17 Precinct No 2	202,362.00
5 - F18 Precinct No 3	182,259.41
6 - F19 Precinct No 4	89,444.60
Total	15,578,860.26



**GILLESPIE COUNTY, TEXAS
STATEMENT OF
Receipts, Disbursements, Electronic Funds Transfers, Payroll, Interfund Allocations, Adjustments, and Time Investments
of County Funds Managed by County Treasurer
Fiscal Year to Date as of Period Ended July 31, 2016**

For Current Account Period	Balance as of 09/30/2015	Cash	Receipts	Disbursements	Electronic Fund Transfers	Payroll	Total Disbursements	Interfund Allocations In	Interfund Allocations Out	Adjusted FY2016	Adjusted YE FY2015	Balance as of 07/31/2016	Cash	Adjusted as of 07/31/2016	For Current Account Period
-------------------------------	--------------------------------	------	----------	---------------	------------------------------	---------	------------------------	--------------------------------	---------------------------------	--------------------	--------------------------	--------------------------------	------	---------------------------------	-------------------------------

SPECIAL REVENUE															
F20 Law Library	7,760.46	13,648.74	16,556.87				16,556.87			4,852.33		4,852.33		4,852.33	F20 Law Library
F21 Lateral Road Precinct															F21 Lateral Road Precinct
Depts															Depts
Precinct No 1	6,658.21	6,658.21	0.00				6,658.21			13,291.39		13,291.39		13,291.39	Precinct No 1
Precinct No 2	0.00	6,658.22	0.00				6,658.22			6,658.22		6,658.22		6,658.22	Precinct No 2
Precinct No 3	0.00	6,658.22	0.00				6,658.22			6,658.22		6,658.22		6,658.22	Precinct No 3
Precinct No 4	0.00	6,658.22	0.00				6,658.22			6,658.22		6,658.22		6,658.22	Precinct No 4
F24 Probate	29,772.98	2,909.08	729.46				729.46			31,952.60		31,952.60		31,952.60	F24 Probate
F25 Court Reporter	467.33	3,657.03	1,172.00				1,172.00			2,952.36		2,952.36		2,952.36	F25 Court Reporter
F28 County Records Mgmt	91,506.18	7,146.95	31,113.60				31,113.60			67,539.53		67,539.53		67,539.53	F28 County Records Mgmt
F29 County Clerk Records Mgmt	103,515.09	58,070.50	18,331.28		18,275.70		18,331.28			143,254.31		143,254.31		143,254.31	F29 County Clerk Records Mgmt
F30 Sheriff Forfeiture	37,627.93	13,999.89	8,074.48				8,074.48			43,553.34		43,553.34		43,553.34	F30 Sheriff Forfeiture
F93 Sheriff Abandoned Vehicle	1,201.61	3.52	0.00				0.00			1,205.13		1,205.13		1,205.13	F93 Sheriff Abandoned Vehicle
F31 Justice Court Bldg Security	29,522.59	1,820.07	0.00				0.00			31,342.66		31,342.66		31,342.66	F31 Justice Court Bldg Security
F32 Courthouse Security	2,097.39	13,887.37	471.31		15,403.03		15,874.34			110.42		110.42		110.42	F32 Courthouse Security
F34 District Clerk Records Mgmt	7,114.22	1,481.72	0.00				0.00			8,595.94		8,595.94		8,595.94	F34 District Clerk Records Mgmt
F35 County & District Courts Technology	16,756.67	3,090.36	0.00				0.00			19,847.03		19,847.03		19,847.03	F35 County & District Courts Technology
F36 Occupancy Tax	538,177.10	430,368.91	421,723.14				421,723.14			546,822.87		546,822.87		546,822.87	F36 Occupancy Tax
F37 Pretrial Intervention	123,025.71	3,500.00	0.00				0.00			126,525.71		126,525.71		126,525.71	F37 Pretrial Intervention
F51 Justice Court Technology	112,119.89	7,507.11	0.00				0.00			119,627.00		119,627.00		119,627.00	F51 Justice Court Technology
F72 Airport Operating	1,037,772.61	159,877.57	187,749.31		62,134.67		249,883.98			947,766.20		947,766.20		947,766.20	F72 Airport Operating
F78 LEOSE - Sheriff	4,028.28	4,041.63	510.00				510.00			7,559.91		7,559.91		7,559.91	F78 LEOSE - Sheriff
F79 LEOSE- Constable 1	8,038.15	664.68	0.00				0.00			8,702.83		8,702.83		8,702.83	F79 LEOSE- Constable 1
F82 LEOSE-Constable 2	5,984.48	664.68	0.00				0.00			6,649.16		6,649.16		6,649.16	F82 LEOSE-Constable 2
F81 Tax Assessor-M V I	106.75	0.00	0.00				0.00			106.75		106.75		106.75	F81 Tax Assessor-M V I
F40 Sheriff Equitable Sharing	1,202.07	3.52	0.00				0.00			1,205.59		1,205.59		1,205.59	F40 Sheriff Equitable Sharing
Sub-Totals	2,164,430.67	752,976.20	674,813.97	0.00	95,813.40	0.00	770,627.37	0.00	0.00	2,146,779.50	0.00	2,146,779.50	0.00	2,146,779.50	Sub-Totals
															Special Revenue

GILLESPIE COUNTY, TEXAS
STATEMENT OF
Receipts, Disbursements, Electronic Funds Transfers, Payroll, Interfund Allocations, Adjustments, and Time Investments
of County Funds Managed by County Treasurer

Fiscal Year to Date as of Period Ended July 31, 2016

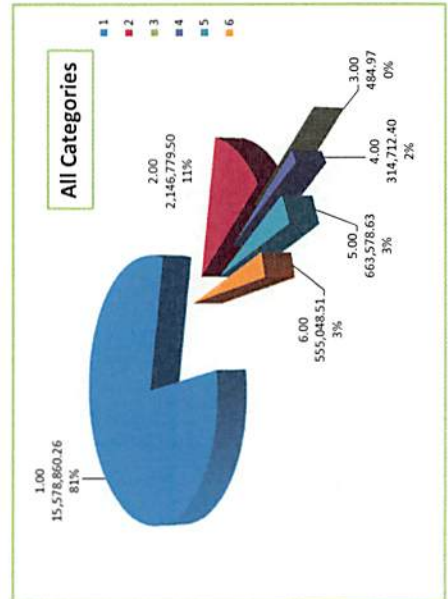
For Current Account Period	Cash Balance as of 09.30.2015	Receipts	Disbursements	Electronic Fund Transfers	Payroll	Total Disbursements	Interfund Allocations In	Interfund Allocations Out	FY2016 Adjustments	FY2015 YE Adjustments	Cash Balances as of 07.31.2016	Time Investments	Adjusted Cash Balance as of 07.31.2016	For Current Account Period
SPECIAL REVENUE ... GRANTS														
F11 Grants ... General - Energy Efficiency	0.00					0.00					0.00		0.00	F11 Grants ... General - Energy Efficiency
F11 Grants ... Law Enforcement, Emergency Services P25 Compliant Radio	0.00					0.00					0.00		0.00	F11 Grants ... Law Enforcement, Emergency Services P25 Compliant Radio
F54 PML ... Loan Star Grant	258.39					0.00					258.39		258.39	F54 PML ... Loan Star Grant
F54 PML ... PAC-HUG Grant	211.40					0.00					211.40		211.40	F54 PML ... PAC-HUG Grant
F71 Airport Capital Project Grant	15.18					0.00					15.18		15.18	F71 Airport Capital Project Grant
Sub-Totals Special Revenue ... Grants	484.97	0.00	0.00	0.00	0.00	0.00	0.00	0.00	0.00	0.00	484.97	0.00	484.97	Sub-Totals Special Revenue ... Grants
CERTIFICATES OF OBLIGATION BONDS and GENERAL OBLIGATION BONDS ... Project Operating Accounts														
F61 GOB Series 2013 ... Jail Project	491,873.19	1,443.26	178,604.05			178,604.05					314,712.40		314,712.40	F61 GOB Series 2013 ... Jail Project
Sub-Totals GOB Operating	491,873.19	1,443.26	178,604.05	0.00	0.00	178,604.05	0.00	0.00	0.00	0.00	314,712.40	0.00	314,712.40	Sub-Totals GOB ... GOB Operating
CERTIFICATES OF OBLIGATION BONDS and GENERAL OBLIGATION BONDS ... Interest & Sinking Accounts														
F62 GOB Series 2013 ... Interest & Sinking	176,091.44	1,200,112.54	783,025.00			783,025.00					593,178.98		593,178.98	F62 GOB Series 2013 ... Interest & Sinking
F53 COB Series 2001 / GOB Refunding Series 2013 ... Interest & Sinking	22,393.57	212,713.58	750.00	163,957.50		164,707.50					70,399.65		70,399.65	F53 COB Series 2001 / GOB Refunding Series 2013 ... Interest & Sinking
Sub-Totals COB ... GOB I&S	198,485.01	1,412,826.12	750.00	946,982.50	0.00	947,732.50	0.00	0.00	0.00	0.00	663,578.63	0.00	663,578.63	Sub-Totals COB ... GOB I&S

GILLESPIE COUNTY, TEXAS
STATEMENT OF
Receipts, Disbursements, Electronic Funds Transfers, Payroll, Interfund Allocations, Adjustments, and Time Investments
of County Funds Managed by County Treasurer

Fiscal Year to Date as of Period Ended July 31, 2016

For Current Account Period	Cash Balance as of 09.30.2015	Receipts	Disbursements	Electronic Fund Transfers	Payroll	Total Disbursements	Interfund Allocations In	Interfund Allocations Out	FY2016 Adjustments	FY2015 YE Adjustments	Cash Balances as of 07.31.2016	Time Investments	Adjusted Cash Balance as of 07.31.2016	For Current Account Period
TRUST and AGENCY														
F22 Criminal Justice	54,332.95	240,965.03	2,004.04	292,004.94		294,008.98					1,290.00		1,290.00	F22 Criminal Justice
F27 Waste Water	650.00	1,840.00	2,090.00			2,090.00					400.00		400.00	F27 Waste Water
F80 County Attorney Hot Check	11,784.05	34,616.36	35,982.78			35,982.78					10,417.63		10,417.63	F80 County Attorney Hot Check
F89 McDermott (PML)	138,721.86	407.16				0.00					139,129.02		139,129.02	F89 McDermott (PML)
F92 Breiten (PML)	207,231.35	605.39	2,231.95			2,231.95					205,604.79		205,604.79	F92 Breiten (PML)
F85 Justice Of Peace 1	39,391.40	247,553.65	241,346.70			241,346.70					45,598.35		45,598.35	F85 Justice Of Peace 1
F86 Justice Of Peace 2	16,066.07	182,995.25	182,950.21			182,950.21					16,111.11		16,111.11	F86 Justice Of Peace 2
F83 Appellate Judicial	777.34	1,945.95	1,872.65			1,872.65					850.64		850.64	F83 Appellate Judicial
F84 Alternative Dispute Resolution	2,195.50	5,156.55	6,335.62			6,335.62					1,016.43		1,016.43	F84 Alternative Dispute Resolution
F90 Unclaimed Monies	54,211.45					0.00					54,211.45		54,211.45	F90 Unclaimed Monies
F94 County Clerk Operating	42,645.44	429,861.46	428,881.38			428,881.38					43,625.52		43,625.52	F94 County Clerk Operating
F95 District Clerk Operating	71,669.36	179,313.26	214,189.05			214,189.05					36,793.57		36,793.57	F95 District Clerk Operating
Sub-Totals Trust and Agency	639,676.77	1,325,261.06	1,117,884.38	292,004.94	0.00	1,409,889.32	0.00	0.00	0.00	0.00	555,048.51	0.00	555,048.51	Sub-Totals Trust and Agency

TOTALS ALL FUNDS	15,336,745.28	20,444,555.85	8,888,569.92	3,733,377.45	3,899,889.49	16,521,836.86	1,322,500.00	1,322,500.00	0.00	0.00	19,259,464.27	5,050,000.00	14,209,464.27	TOTALS ALL FUNDS
------------------	---------------	---------------	--------------	--------------	--------------	---------------	--------------	--------------	------	------	---------------	--------------	---------------	------------------



FY2015-2016
GILLESPIE COUNTY, TEXAS
STATEMENT OF
Fund Cash/ Investment Balances of All County Funds Managed By County Treasurer

FUND DESCRIPTION ACTIVE FUNDS		FY2016	FY2015	FY2014	FY2013	FY2012	FY2011	FY2010	FY2009	FY2008	FY2007	FY2006	FY2005
		As of 07.31.2016	As Of Fiscal Year Ending Date										
GENERAL and ROAD & BRIDGE Maintenance & Operating													
F10	General Fund												
	All Departments	13,614,118.41	10,425,972.66	9,427,791.73	7,929,967.87	6,382,410.44	7,099,577.50	8,058,141.42	9,262,263.41	8,857,295.99	7,871,493.01	6,391,051.39	4,764,571.70
Road & Bridge													
F15	County Wide	1,416,892.58	341,842.65	378,620.01	285,411.34	269,007.62	247,933.84	231,323.63	415,645.89	590,087.10	266,135.87	214,879.76	325,631.63
F16	Precinct No 1	73,783.26	268,572.55	241,992.22	241,285.37	245,176.66	314,264.01	419,950.01	310,192.73	159,578.97	288,106.85	214,159.86	146,948.45
F17	Precinct No 2	202,362.00	267,713.97	250,708.69	263,049.77	258,790.65	290,025.28	437,336.83	225,655.61	238,217.17	214,371.88	129,291.12	143,620.74
F18	Precinct No 3	182,259.41	268,676.90	143,588.42	266,091.82	255,513.57	302,798.14	356,974.50	189,553.20	94,153.92	261,697.98	131,482.78	89,710.29
F19	Precinct No 4	89,444.60	269,015.94	228,968.64	296,509.28	242,510.97	296,473.77	334,265.94	297,466.40	205,119.63	294,441.60	144,424.27	87,076.99
	Road & Bridge Sub-Totals	1,964,741.85	1,415,822.01	1,243,877.98	1,352,347.58	1,270,999.47	1,451,495.04	1,779,850.91	1,438,513.83	1,287,156.79	1,324,754.18	834,237.79	792,988.10
Sub-Totals													
General and Road & Bridge Maintenance & Operating		15,578,860.26	11,841,794.67	10,671,669.71	9,282,315.45	7,653,409.91	8,551,072.54	9,837,992.33	10,700,777.24	10,144,452.78	9,196,247.19	7,225,289.18	5,557,559.80

FY2015-2016
GILLESPIE COUNTY, TEXAS
STATEMENT OF
Fund Cash/ Investment Balances of All County Funds Managed By County Treasurer

FUND DESCRIPTION ACTIVE FUNDS		FY2016	FY2015	FY2014	FY2013	FY2012	FY2011	FY2010	FY2009	FY2008	FY2007	FY2006	FY2005
		As of 07.31.2016						As Of Fiscal Year Ending Date					
SPECIAL REVENUE													
F20	Law Library	4,852.33	7,760.46	13,480.79	22,378.86	28,338.91	39,192.23	43,400.98	41,852.55	42,419.59	40,079.68	36,066.66	31,284.42
F21	Lateral Road Precinct Depts									31,328.62	18,897.94	0.00	12,377.05
	Precinct No 1	13,291.39	6,633.18	0.00	0.00	0.00	0.00	0.00	0.00				
	Precinct No 2	6,658.22	0.00	0.00	0.00	0.00	0.00	0.00	0.00				
	Precinct No 3	6,658.22	0.00	0.00	0.00	0.00	0.00	0.00	0.00				
	Precinct No 4	0.00	0.00	0.00	0.00	0.00	0.00	0.00	0.00				
F24	Probate Training	31,952.60	29,772.98	26,340.90	23,622.04	19,141.40	16,237.87	12,211.95	9,105.91	5,897.08	3,645.71	3,765.83	3,195.83
F25	Court Reporter Service	2,952.36	467.33	236.68	2,457.15	772.43	531.72	3,586.72	3,925.99	4,749.95	4,047.90	5,121.28	5,477.58
F28	County Records Mgt	67,539.53	91,506.18	83,503.81	75,768.96	68,085.54	60,798.05	85,746.02	83,499.27	78,601.53	67,393.03	58,717.22	51,017.76
F29	County Clerk Rcds Mgt	143,254.31	103,515.09	86,517.49	60,025.77	49,201.97	50,654.52	68,198.97	73,472.48	70,443.27	82,242.00	72,150.57	72,669.38
F30	Sheriff Forfeiture	43,553.34	37,627.93	15,712.92	15,899.44	11,441.71	7,858.55	9,611.45	9,686.21	7,929.49	7,672.56	7,249.58	5,649.05
F97	Sheriff Abandoned Vehicle	1,205.13	1,201.61	1,199.37	1,197.57	1,195.50	1,193.43	1,191.12	1,188.59				
F31	Justice Court Bldg Security	31,342.66	29,522.59	27,149.25	24,171.38	21,074.90	18,274.01	14,515.70	10,916.77	7,584.19	4,002.12	1,179.63	
F32	Courthouse Security	110.42	2,097.39	12,630.03	44,053.70	71,743.76	102,026.09	130,994.24	144,526.10	135,480.79	121,098.83	107,026.56	97,568.68
F34	Distist Clerk Records Mgmt	8,595.94	7,114.22	5,630.28	5,335.50	3,698.05	5,990.38	4,439.59	2,786.99	1,052.78	1,379.12	3,360.24	2,440.00
F35	County & District Courts Technology	19,847.03	16,756.67	13,523.64	11,667.87	8,337.60	5,132.39	1,816.93					
F36	Occupacy Tax	546,822.87	538,177.10	447,100.78	390,614.91	338,673.95	308,813.75	320,237.64	317,065.36	247,888.90	119,121.10	0.00	
F37	Pretrial Intervention	126,525.71	123,025.71	123,025.71	122,525.71	114,790.71	66,662.71	28,926.64	13,800.00	7,300.00			
F51	Justice Court Technology	119,627.00	112,119.89	102,554.58	90,599.26	78,070.58	74,024.21	58,891.29	45,290.75	33,688.80	21,166.16	9,714.42	4,805.84
F72	Airport Operating	947,766.20	1,037,772.61	598,769.47	573,788.08	89,165.48	23,728.30	11,341.82	73,880.94	31,324.65	16,738.96	39,251.50	24,529.76
F78	LEOSE-Sheriff	7,559.91	4,028.28	2,058.58	0.00	1,126.08	4,026.08	2,976.21	7,014.12	5,446.60	4,467.33	3,818.12	2,074.71
F79	LEOSE-Constable 1	8,702.83	8,038.15	7,379.00	6,728.73	6,728.73	6,748.73	6,086.06	5,498.36	4,837.67	4,167.79	3,560.06	2,890.67
F82	LEOSE-Constable 2	6,649.16	5,984.48	6,105.88	5,455.61	5,455.61	5,455.61	5,537.84	5,421.92	4,761.23	4,091.35	3,785.87	3,116.48
F81	Tax Assessor M V I	106.75	106.75	106.75	106.75	106.75	95.92	73.66	73.66	0.00	2,290.79	2,178.41	1,833.73
F40	Sheriff Equitable Sharing	1,205.59	1,202.07	1,200.17									
Sub-Totals													
Special Revenue		2,146,779.50	2,164,430.67	1,574,226.08	1,476,397.29	917,149.66	797,444.55	809,784.83	849,005.97	720,735.14	522,502.37	356,945.95	320,930.94

FY2015-2016
GILLESPIE COUNTY, TEXAS
STATEMENT OF
Fund Cash/ Investment Balances of All County Funds Managed By County Treasurer

FUND DESCRIPTION ACTIVE FUNDS	FY2016	FY2015	FY2014	FY2013	FY2012	FY2011	FY2010	FY2009	FY2008	FY2007	FY2006	FY2005
----------------------------------	--------	--------	--------	--------	--------	--------	--------	--------	--------	--------	--------	--------

As of 07.31.2016

As Of Fiscal Year Ending Date

SPECIAL REVENUE ... GRANTS													
F11	Grants ... General - Energy Efficiency	0.00	0.00	0.00	0.00	0.00	38.98						
F11	Grants ... Law Enforcement, Emergency Services P25 Compliant Radio	0.00	0.00	75,248.14	(78,346.14)	0.00							
F54	PML...Loan Star Grant	258.39	258.39	258.39	258.39	258.39	258.39	254.04	345.29	522.91	293.50	65.12	28.36
F54	PML...PAC-HUG Grant	211.40	211.40	211.40	211.40	211.40	211.40	211.40	211.06	209.40	6,634.72	6,307.45	
F71	Airport Capital Project Grant	15.18	15.18	15.18	11,795.25								
Sub-Totals													
Special Revenue ... Grants		484.97	484.97	75,733.11	(66,081.10)	469.79	508.77	465.44	556.35	732.31	6,928.22	6,372.57	28.36

CERTIFICATES OF OBLIGATION BONDS and GENERAL OBLIGATION BONDS Operating Accounts													
F61	GOB Series 2013 ... Jail Project	314,712.40	491,873.19	5,249,856.00	13,952,401.46								
Sub-Totals													
COB ... GOB Operating		314,712.40	491,873.19	5,249,856.00	13,952,401.46	0.00	0.00	0.00	0.00	0.00	0.00	0.00	0.00

CERTIFICATES OF OBLIGATION BONDS and GENERAL OBLIGATION BONDS Interest & Sinking Accounts													
F62	GOB Series 2013 ... Interest & Sinking	593,178.98	176,091.44	186,733.10	33,431.94								
F53	COB Series 2001 / GOB Refunding Series 2013 ... Interest & Sinking	70,399.65	22,393.57	30,914.07	37,851.74	30,199.42	28,061.84	2,624.28	8,069.04	82,110.37	95,558.09	31,073.48	23,260.33
Sub-Totals													
COB ... GOB I&S		663,578.63	198,485.01	217,647.17	71,283.68	30,199.42	28,061.84	2,624.28	8,069.04	82,110.37	95,558.09	31,073.48	23,260.33

**FY2015-2016
GILLESPIE COUNTY, TEXAS
STATEMENT OF
Fund Cash/ Investment Balances of All County Funds Managed By County Treasurer**

FUND DESCRIPTION ACTIVE FUNDS		FY2016	FY2015	FY2014	FY2013	FY2012	FY2011	FY2010	FY2009	FY2008	FY2007	FY2006	FY2005	
		As of 07.31.2016					As Of Fiscal Year Ending Date							
TRUST and AGENCY														
F22	Criminal Justice	1,290.00	54,332.95	56,439.35	62,059.07	51,843.04	61,241.11	72,063.98	65,435.27	86,647.15	71,204.17	56,514.01	47,492.20	
F27	Waste Water	400.00	650.00	610.00	500.00	660.00	450.00	630.00	590.00	910.00	300.00	2,500.00	1,090.00	
F80	County Attorney Hot Check	10,417.63	11,784.05	11,142.69	17,676.23	21,388.16	14,191.24	6,555.71	23,288.36	13,177.74	8,791.79	9,641.14	9,240.53	
F89	McDermott (PML)	139,129.02	138,721.86	144,339.67	145,002.86	144,748.09	155,460.28	157,606.59	157,267.26	155,991.94	150,937.08	143,185.65	138,423.71	
F92	Breiten (PML)	205,604.79	207,231.35	213,777.98	232,518.32	242,104.78	263,175.02	295,903.52	295,266.14	292,871.78	283,381.35	374,330.42	416,034.73	
F85	Justice Peace No 1	45,598.35	39,391.40	36,196.17	38,870.87	32,802.78	31,544.44	42,704.30	27,861.46	32,606.50	31,714.74	31,364.72	20,388.07	
F86	Justice Peace No 2	16,111.11	16,066.07	25,655.83	23,579.31	23,495.92	25,400.31	30,650.37	26,998.27	29,161.96	34,657.77	22,634.54	22,782.46	
F83	Appellate Judicial	850.64	777.34	703.81	1,315.45	1,354.03	1,180.92	1,181.94	1,075.75	1,547.53	1,154.53	1,161.47	819.50	
F84	Alternative Dispute	1,016.43	2,195.50	720.00	1,796.86	1,493.98	2,087.71	1,840.22	1,664.85	1,697.66	2,052.55	2,024.68	6,530.00	
F90	Unclaimed Monies	54,211.45	54,211.45	55,949.27	50,746.77	48,698.94	47,544.20	47,757.66	46,394.14	43,344.41	36,840.41	5,213.28	4,961.20	
F94	County Clerk Operating	43,625.52	42,645.44	43,947.02	33,039.61	38,409.66	32,375.08	41,376.98						
F95	District Clerk Operating	36,793.57	71,669.36	86,979.66	41,113.16	41,651.53	48,532.38	47,975.16						
	Sub-Totals Trust & Agency	555,048.51	639,676.77	676,461.45	648,218.51	648,650.91	683,182.69	746,246.43	645,841.50	657,956.67	621,034.39	648,569.91	667,762.40	
TOTALS ALL ACTIVE FUNDS		19,259,464.27	15,336,745.28	18,465,593.52	25,364,535.29	9,249,879.69	10,060,270.39	11,397,113.31	12,204,250.10	11,605,987.27	10,442,270.26	8,268,251.09	6,569,541.83	
		FY2016 As of 07.31.2016	FY2015	FY2014	FY2013	FY2012	FY2011	FY2010	FY2009	FY2008	FY2007	FY2006	FY2005	
		As of 07.31.2016					As Of Fiscal Year Ending Date							

**FY2015-2016
 GILLESPIE COUNTY, TEXAS
 STATEMENT OF
 Fund Cash/ Investment Balances of All County Funds Managed By County Treasurer**

FUND DESCRIPTION INACTIVE FUNDS	FY2016	FY2015	FY2014	FY2013	FY2012	FY2011	FY2010	FY2009	FY2008	FY2007	FY2006	FY2005
------------------------------------	--------	--------	--------	--------	--------	--------	--------	--------	--------	--------	--------	--------

As of 07.31.2016

As Of Fiscal Year Ending Date

INACTIVE FUNDS													
F99	Light Up The Block	0.00	3.48	3.48	3.48	3.48	3.48	73.05	90.54	47.76	0.00	0.00	
F87	Flora Eckert				0.00	0.00	2,633.35	4,511.42	6,484.28	6,274.17	5,951.99	5,682.06	
F49	Homeland Security (2)					0.00	0.00	0.00	0.00	0.00	0.00	0.00	
F50	Homeland Security					0.00	0.00	0.00	0.00	0.00	100.00	0.00	
F88	Krikorian					0.00	0.00	28,000.00	26,700.71	25,835.51	25,117.93	24,942.10	
F38	Intoxication/Drug Court					0.00	0.00	0.00	869.40				
F33	Graffiti Eradication					0.00	0.00	0.00	0.00	0.00	0.00	0.00	
F52	COB Series 2001					0.00	0.00	0.00	0.00	0.00	0.00	0.00	
F--	County Court Records Archive...							0.00	0.00	0.00	0.00	0.00	
F55	TIF Grant												
F56	1997 TCHCA-Fbg												
F74	Airport Economic												
F60	Post Office Certificates												
F26	Historical Commission												
F57	Harper-1996TCDP												
F58	Stonewall Grant #2												
F59	Stonewall Grant #1												
F91	DWI Educational												
F73	Airport Master												
F14	Internal Inventory												
TOTALS ALL INACTIVE FUNDS		0.00	0.00	0.00	0.00	0.00	0.00	2,633.35	32,511.42	34,054.39	32,109.68	31,169.92	30,624.16

TOTALS ALL FUNDS	19,259,464.27	15,336,745.28	18,465,593.52	25,364,535.29	9,249,879.69	10,060,270.39	11,399,746.66	12,236,761.52	11,640,041.66	10,474,379.94	8,299,421.01	6,600,165.99
	FY2016	FY2015	FY2014	FY2013	FY2012	FY2011	FY2010	FY2009	FY2008	FY2007	FY2006	FY2005
	As of 07.31.2016						As Of Fiscal Year Ending Date					

**GILLESPIE COUNTY, TEXAS
STATEMENT OF
Maintenance & Operating Accounts**

	FY2016 as of 07.31.2016	FY2015	FY2014	FY2013	FY2012	FY2011	FY2010	FY2009	FY2008	FY2007	FY2006	FY2005	FY2004
	As Of Fiscal Year Ending Date												
GENERAL and ROAD & BRIDGE Maintenance & Operating	Revenues Inclusive Interfund Allocations												
General M&O													
F10 General Fund	14,353,942.89	14,328,862.53	12,755,375.08	12,660,309.58	10,657,906.95	10,270,640.00	10,012,774.28	10,028,550.21	9,924,012.18	9,490,558.36	8,835,351.86	7,552,137.53	6,694,818.95
General Fund Over(Under) Prior Period	25,080.36	1,573,487.45	95,065.50	2,002,402.63	387,266.95	257,865.72	(15,775.93)	104,538.03	433,453.82	655,206.50	1,283,214.33	857,318.58	
General Fund Cumulative Change for Periods Shown	7,659,123.94	7,634,043.58	6,060,556.13	5,965,490.63	3,963,088.00	3,575,821.05	3,317,955.33	3,333,731.26	3,229,193.23	2,795,739.41	2,140,532.91	857,318.58	
Road & Bridge M&O													
F15 County Wide	2,588,624.79	2,505,423.71	2,340,392.13	2,406,186.26	2,332,689.79	2,238,480.99	2,655,743.60	2,455,013.90	2,407,977.22	1,729,457.34	1,503,999.95	1,460,739.18	1,803,469.90
F16 Precinct No 1	348,414.04	553,250.36	562,311.15	535,823.96	495,287.80	435,659.70	744,672.18	777,666.49	466,454.42	389,503.85	464,726.41	353,441.58	363,007.70
F17 Precinct No 2	288,799.64	501,916.42	470,090.32	458,483.76	393,971.07	360,599.55	696,129.62	488,100.77	437,920.95	414,722.93	340,778.11	382,243.78	249,193.16
F18 Precinct No 3	363,577.89	835,249.40	653,606.04	774,237.93	893,200.46	815,249.25	827,083.23	773,976.99	580,570.58	415,908.20	451,128.21	381,907.46	446,687.99
F19 Precinct No 4	<u>331,189.96</u>	<u>518,659.61</u>	<u>444,169.11</u>	<u>503,497.57</u>	<u>395,510.13</u>	<u>490,546.26</u>	<u>554,193.35</u>	<u>558,733.58</u>	<u>486,036.38</u>	<u>388,009.34</u>	<u>303,825.82</u>	<u>350,971.44</u>	<u>248,722.06</u>
Sub-Total R&B	3,920,606.32	4,914,499.50	4,470,568.75	4,678,229.48	4,510,659.25	4,340,535.75	5,477,821.98	5,053,491.73	4,378,959.55	3,337,601.66	3,064,458.50	2,929,303.44	3,111,080.81
Road & Bridge Over(Under) Prior Period	(993,893.18)	443,930.75	(207,660.73)	167,570.23	170,123.50	(1,137,286.23)	424,330.25	674,532.18	1,041,357.89	273,143.16	135,155.06	(181,777.37)	
Road & Bridge Cumulative Change for Periods Shown	809,525.51	1,803,418.69	1,359,487.94	1,567,148.67	1,399,578.44	1,229,454.94	2,366,741.17	1,942,410.92	1,267,678.74	226,520.85	(46,622.31)	(181,777.37)	
Overall Totals General / Road & Bridge M&O	18,274,549.21	19,243,362.03	17,225,943.83	17,338,539.06	15,168,566.20	14,611,175.75	15,490,596.26	15,082,041.94	14,302,971.73	12,828,160.02	11,899,810.36	10,481,440.97	9,805,899.76
Overall Over(Under) Prior Period	(968,812.82)	2,017,418.20	(112,595.23)	2,169,972.86	557,390.45	(879,420.51)	408,554.32	779,070.21	1,474,811.71	928,349.66	1,418,369.39	675,541.21	
Overall Cumulative Change for Periods Shown	8,468,649.45	9,437,462.27	7,420,044.07	7,532,639.30	5,362,666.44	4,805,275.99	5,684,696.50	5,276,142.18	4,497,071.97	3,022,260.26	2,093,910.60	675,541.21	

GILLESPIE COUNTY, TEXAS
STATEMENT OF
Maintenance & Operating Accounts

	FY2016 as of 07.31.2016	FY2015	FY2014	FY2013	FY2012	FY2011	FY2010	FY2009	FY2008	FY2007	FY2006	FY2005	FY2004
	As Of Fiscal Year Ending Date												
GENERAL and ROAD & BRIDGE Maintenance & Operating	Expenditures Inclusive Interfund Allocations and Adjustments												
General M&O			Includes FY2014 year end adjustment of \$75,248.14 from F11 Grants, Law Enforcement										
F10 General Fund	11,165,797.14	13,330,681.60	11,257,551.22	11,112,752.15	11,375,074.01	11,229,203.92	11,216,896.27	9,623,582.79	8,938,209.20	8,010,116.74	7,208,872.17	7,187,414.03	6,314,580.06
General Fund Over/(Under) Prior Period	(2,164,884.46)	2,073,130.38	144,799.07	(262,321.86)	145,870.09	12,307.65	1,593,313.48	685,373.59	928,092.46	801,244.57	21,458.14	872,833.97	
General Fund Cumulative Change for Periods Shown	4,851,217.08	7,016,101.54	4,942,971.16	4,798,172.09	5,060,493.95	4,914,623.86	4,902,316.21	3,309,002.73	2,623,629.14	1,695,536.68	894,292.11	872,833.97	
Road & Bridge M&O													
F15 County Wide	1,513,574.86	2,542,201.07	2,247,183.46	2,389,782.54	2,311,616.01	2,221,870.78	2,840,065.86	2,629,455.11	2,084,025.99	1,678,201.23	1,614,751.82	1,644,613.21	1,436,802.68
F16 Precinct No 1	543,203.33	526,670.03	561,604.30	539,715.25	564,375.15	541,345.70	634,914.90	627,052.73	594,982.30	315,556.86	397,515.00	365,672.92	340,012.45
F17 Precinct No 2	354,151.61	484,911.14	482,431.40	454,224.64	425,205.70	507,911.10	484,448.40	500,662.33	414,075.66	329,642.17	355,107.73	325,596.47	313,286.90
F18 Precinct No 3	449,995.38	710,160.92	776,109.44	763,659.68	940,485.03	869,425.61	659,661.93	678,577.71	748,114.64	285,693.00	409,355.72	362,931.51	504,242.39
F19 Precinct No 4	<u>510,761.30</u>	<u>478,612.31</u>	<u>511,709.75</u>	<u>449,499.26</u>	<u>449,472.93</u>	<u>528,338.43</u>	<u>517,393.81</u>	<u>466,386.81</u>	<u>575,358.35</u>	<u>237,992.01</u>	<u>246,478.54</u>	<u>297,748.19</u>	<u>298,140.85</u>
Sub-Total R&B	3,371,686.48	4,742,555.47	4,579,038.35	4,596,881.37	4,691,154.82	4,668,891.82	5,136,484.90	4,902,134.69	4,416,556.94	2,847,085.27	3,023,208.81	2,996,562.30	2,892,485.27
Road & Bridge Over/(Under) Prior Period	(1,370,868.99)	163,517.12	(17,843.02)	(94,273.45)	22,263.20	(467,593.28)	234,350.21	485,577.75	1,569,471.67	(176,123.54)	26,646.51	104,077.03	
Road & Bridge Cumulative Change for Periods Shown	479,201.21	1,850,070.20	1,686,553.08	1,704,396.10	1,798,669.55	1,776,406.35	2,243,999.63	2,009,649.42	1,524,071.67	(45,400.00)	130,723.54	104,077.03	
Overall Totals													
General / Road & Bridge M&O	14,537,483.62	18,073,237.07	15,836,589.57	15,709,633.52	16,066,228.83	15,898,095.54	16,353,381.17	14,525,717.48	13,354,766.14	10,857,202.01	10,232,080.98	10,183,976.33	9,207,065.33
Overall Over/(Under) Prior Period	(3,535,753.45)	2,363,603.55	126,956.05	(356,595.31)	168,133.29	(455,285.63)	1,827,663.09	1,170,951.34	2,497,564.13	625,121.03	48,104.65	976,911.00	
Overall Cumulative Change for Periods Shown	5,330,418.29	8,866,171.74	6,629,524.24	6,502,568.19	6,859,163.50	6,691,030.21	7,146,315.84	5,318,652.15	4,147,700.81	1,650,136.68	1,025,015.65	976,911.00	

GILLESPIE COUNTY, TEXAS
STATEMENT OF
Maintenance & Operating Accounts

	FY2016 as of 07.31.2016	FY2015	FY2014	FY2013	FY2012	FY2011	FY2010	FY2009	FY2008	FY2007	FY2006	FY2005	FY2004
									As Of Fiscal Year Ending Date				
Cash Balances													
GENERAL and ROAD & BRIDGE Maintenance & Operating													
General M&O													
F10 General Fund	13,614,118.41	10,425,972.66	9,427,791.73	7,929,967.87	6,382,410.44	7,099,577.50	8,058,141.42	9,262,263.41	8,857,295.99	7,871,493.01	6,391,051.39	4,764,571.70	4,399,848.20
General Fund Over/(Under) Prior Period	3,188,145.75	998,180.93	1,497,823.86	1,547,557.43	(717,167.06)	(958,563.92)	(1,204,121.99)	404,967.42	985,802.98	1,480,441.62	1,628,479.69	364,723.50	
General Fund Cumulative Change for Periods Shown	9,214,270.21	6,028,124.46	5,027,943.53	3,530,119.67	1,942,562.24	2,899,729.30	3,658,293.22	4,862,415.21	4,457,447.79	3,471,644.81	1,991,203.19	364,723.50	
Road & Bridge M&O													
F15 County Wide	1,416,892.58	341,842.65	378,620.01	285,411.34	269,007.62	247,933.84	231,323.63	415,645.89	590,087.10	266,135.87	214,879.76	325,631.63	509,505.66
F16 Precinct No 1	73,783.26	268,572.55	241,992.22	241,285.37	245,176.66	314,264.01	419,950.01	310,192.73	159,578.97	288,106.85	214,159.86	146,948.45	159,179.79
F17 Precinct No 2	202,362.00	267,713.97	250,708.69	263,049.77	268,790.65	290,025.28	437,336.83	225,655.61	238,217.17	214,371.88	129,291.12	143,620.74	86,973.43
F18 Precinct No 3	182,259.41	268,676.90	143,588.42	266,091.82	255,513.57	302,798.14	355,974.50	189,553.20	94,153.92	261,697.98	131,482.78	89,710.29	70,734.34
F19 Precinct No 4	89,444.60	269,015.94	228,968.64	296,509.28	242,510.97	296,473.77	334,265.94	297,466.40	205,119.63	294,441.60	144,424.27	87,076.99	33,853.74
Sub-Total R&B	1,964,741.85	1,415,822.01	1,243,877.98	1,352,347.58	1,270,999.47	1,451,495.04	1,779,850.91	1,438,513.83	1,287,156.79	1,324,754.18	834,237.79	792,988.10	860,246.96
Road & Bridge Over/(Under) Prior Period	548,919.84	171,944.03	(108,469.60)	81,348.11	(180,495.57)	(328,355.87)	341,337.08	151,357.04	(37,597.39)	490,516.39	41,249.69	(67,258.86)	
Road & Bridge Cumulative Change for Periods Shown	1,104,494.89	555,575.05	383,631.02	492,100.62	410,752.51	591,248.08	919,603.95	578,266.87	428,909.43	464,507.22	(26,009.17)	(67,258.86)	
Overall Totals General / Road & Bridge M&O	15,578,860.26	11,841,794.67	10,671,669.71	9,282,315.45	7,653,409.91	8,551,072.54	9,837,992.33	10,700,777.24	10,144,452.78	9,196,247.19	7,225,289.18	5,557,559.80	5,280,095.16
Overall Over/(Under) Prior Period	3,737,065.59	1,170,124.96	1,389,354.26	1,628,905.54	(897,662.63)	(1,286,919.79)	(862,784.91)	556,324.46	948,205.59	1,970,958.01	1,667,729.38	297,464.64	
Overall Cumulative Change for Periods Shown	10,318,765.10	6,581,699.51	5,411,574.55	4,022,220.29	2,893,314.75	3,290,977.38	4,577,897.17	5,440,682.08	4,884,357.62	3,936,152.03	1,965,194.02	297,464.64	

GILLESPIE COUNTY, TEXAS
STATEMENT OF
Fund Cash/Investment Balances of County Funds
Managed by County Treasurer

FY2000	FY1999	FY1998	FY1997	FY1996	FY1995	FY1994	FY1993	FY1992	FY1991	FY1990	FY1989	FY1988	FY1987	FY1986	FY1985	Monthly Average All Years	Reporting Period for Maintenance & Operating, COB/GOB Operating, I.S., Special Revenue, Grants, Trust and Agency
4,138,349.94	2,669,048.51	2,322,043.99	1,853,442.32	1,554,442.32	1,968,633.68	1,677,992.97	1,738,021.70	1,766,907.01	1,656,979.55	1,479,994.82	1,489,873.32	773,740.58	785,053.51	551,992.07	792,093.37	5,852,025.60	October
3,944,234.24	2,806,697.13	2,287,658.80	1,738,403.49	1,588,939.20	2,054,228.71	1,872,272.98	1,664,926.42	1,867,311.17	1,738,597.34	1,603,024.84	1,422,802.33	793,137.76	666,242.80	494,761.58	623,030.66	5,790,230.30	November
4,285,123.56	3,467,225.42	2,370,460.19	2,015,412.36	1,553,702.23	2,102,455.14	2,004,156.61	1,927,643.72	2,009,086.57	2,071,100.64	1,749,440.24	1,522,220.64	794,004.97	638,401.05	515,996.75	592,516.53	6,447,881.86	December
5,211,901.34	4,747,606.42	3,294,281.32	2,843,260.54	2,472,762.49	2,546,555.58	2,422,956.29	2,234,617.11	2,447,087.69	2,241,349.45	2,187,618.39	1,866,694.05	1,176,726.03	895,393.31	987,264.23	911,641.21	7,838,962.07	January
5,911,367.71	5,322,878.29	3,993,869.93	3,407,005.87	2,960,651.56	2,960,114.57	2,768,604.82	2,577,390.38	2,873,613.36	2,643,751.97	2,515,707.05	2,279,290.31	1,697,770.08	1,530,430.47	1,707,926.04	1,288,936.99	8,572,528.65	February
5,804,576.79	5,276,473.40	3,867,713.74	3,383,796.71	2,916,434.18	2,701,020.25	2,817,055.25	2,446,335.40	2,811,958.62	2,589,532.80	2,424,636.02	2,300,423.71	1,879,466.93	1,572,385.72	1,654,964.77	1,261,996.19	8,360,980.23	March
5,611,303.40	5,147,026.03	3,856,248.10	3,370,510.51	2,844,956.24	2,603,667.16	2,814,731.50	2,446,965.20	2,846,044.26	2,647,945.48	2,446,382.46	2,354,485.13	1,884,438.19	1,647,314.57	1,771,308.72	1,360,124.93	8,111,405.11	April
5,597,496.54	5,145,729.29	3,729,564.69	3,275,787.89	2,651,158.09	2,420,785.62	2,795,038.54	2,614,500.86	2,664,830.17	2,595,986.23	2,402,307.66	2,282,817.61	1,897,795.66	1,472,593.18	1,691,409.95	1,210,356.42	7,851,452.17	May
5,229,130.33	4,896,201.25	3,531,314.01	2,987,283.92	2,535,222.99	2,084,641.35	2,596,555.11	2,371,095.71	2,474,786.80	2,436,392.72	2,319,796.07	2,217,931.41	1,815,598.58	1,439,656.15	1,651,635.17	1,129,347.73	7,908,716.92	June
5,019,100.05	4,695,468.93	3,445,413.11	2,962,321.73	2,375,375.37	2,030,459.33	2,324,665.35	2,086,490.66	2,166,748.69	2,373,369.73	2,247,875.53	2,067,556.08	1,770,363.23	1,314,952.63	1,548,746.47	998,709.28	7,498,855.30	July
4,875,181.07	4,508,722.39	3,369,985.56	2,786,747.61	2,218,481.28	1,819,617.83	2,263,605.13	2,029,973.66	2,078,961.54	1,955,691.66	1,950,450.56	1,733,930.99	1,181,205.11	1,466,150.68	824,648.71	6,700,150.02	6,700,150.02	August
4,575,232.89	4,394,094.37	3,208,449.92	2,590,681.06	2,098,133.77	1,584,937.70	2,069,733.13	1,872,419.95	1,917,213.24	2,014,947.50	1,766,243.49	1,643,269.78	1,541,576.26	770,951.77	839,823.87	671,522.07	6,259,492.29	September

5,016,916.49	4,439,764.29	3,273,083.61	2,767,887.83	2,314,188.31	2,239,759.74	2,369,613.97	2,167,531.76	2,327,045.76	2,264,009.24	2,064,893.19	1,951,484.56	1,479,879.11	1,159,548.41	1,240,115.03	972,077.01		
181,138.52	1,185,644.45	617,768.86	492,547.29	513,196.07	(484,795.43)	197,313.18	(44,793.29)	(97,734.26)	248,704.01	122,973.71	101,693.52	770,624.49	(68,872.10)	168,301.80			

NOTE: Rollback election held April 05, 1996 - rollback passed

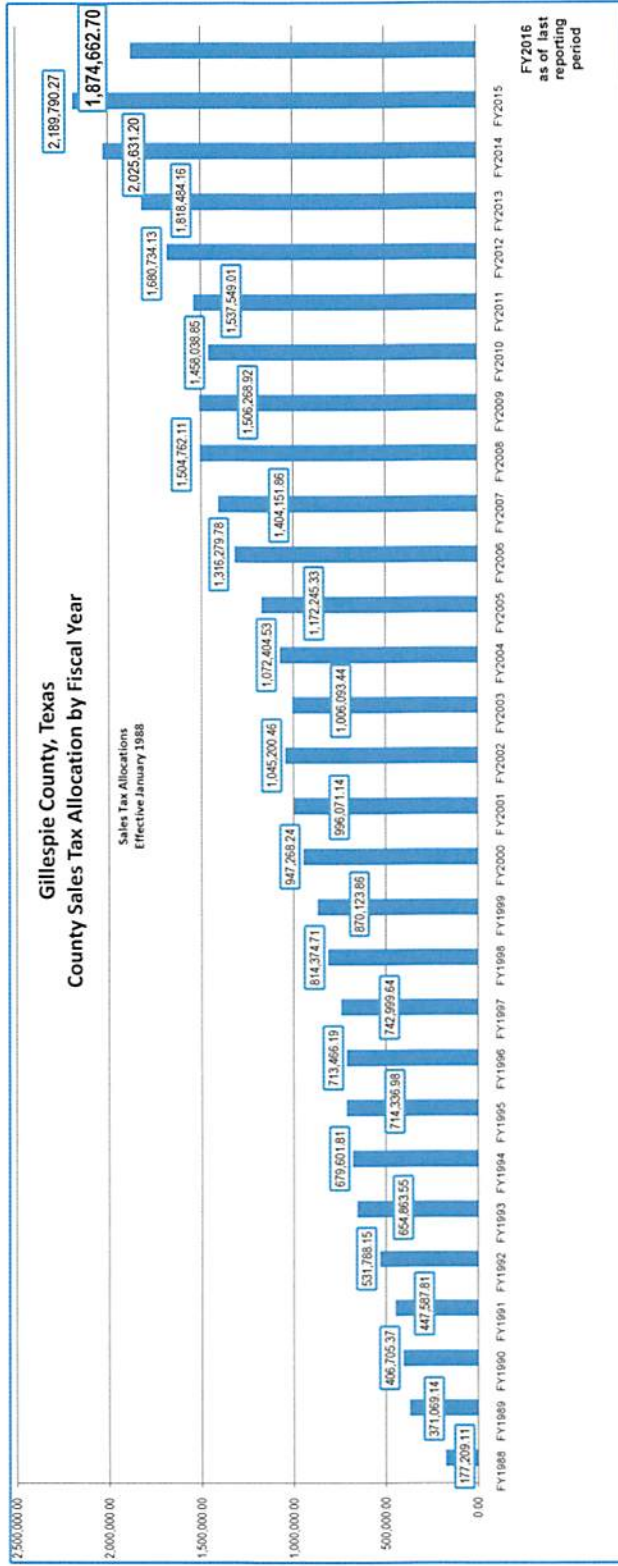
GILLESPIE COUNTY, TEXAS
COUNTY SALES TAX ALLOCATION SUMMARY
March 1988 through FY2016

Period Tax Allocation Received	Tax Collection Period	FY1988	FY1989	FY1990	FY1991	FY1992	FY1993	FY1994	FY1995	FY1996	FY1997	FY1998	FY1999	FY2000	FY2001	FY2002	FY2003	FY2004	FY2005
October	September and 3rd Quarter	22,614.86	26,581.55	33,537.36	36,992.75	41,801.10	49,881.91	82,743.15	58,486.86	52,039.59	54,937.86	50,951.69	65,241.66	66,865.34	75,743.16	81,776.96	77,478.63	82,681.54	
November	December	43,215.06	44,231.67	43,279.83	50,014.92	64,445.89	64,104.87	61,441.85	62,637.05	66,939.70	74,731.00	69,172.12	86,097.63	88,692.77	94,471.11	87,008.90	94,471.11	103,544.31	
December	October	24,372.61	27,072.59	27,183.79	32,965.97	49,151.47	46,769.97	46,349.36	49,676.22	60,611.06	60,993.07	70,326.26	85,955.47	82,667.48	77,782.13	84,302.14	87,745.88	87,745.88	
January	November	23,143.13	28,570.51	34,886.95	33,040.99	47,672.78	61,026.80	58,115.99	55,693.53	56,392.42	60,499.63	58,712.49	79,145.12	77,326.63	85,504.02	80,568.74	80,680.57	92,463.12	
February	December, 4th Quarter, Yearly	55,088.79	55,601.40	56,692.45	64,014.68	86,415.96	79,879.42	75,116.79	82,205.56	94,754.60	105,116.56	104,689.49	112,735.48	104,067.24	115,871.28	121,222.18	85,739.86	121,222.18	
March	January	10,048.12	19,376.35	22,842.31	27,766.80	42,841.80	37,823.28	44,989.12	55,964.23	49,941.44	54,150.75	58,367.91	72,738.72	61,652.97	77,471.73	65,204.25	71,784.27	85,739.86	
April	February	13,766.26	18,223.31	22,431.61	26,567.86	42,480.30	69,059.85	44,858.42	50,129.00	45,435.42	53,515.01	59,449.70	66,084.12	72,330.32	62,331.14	70,741.63	65,194.79	85,739.86	
May	March and 1st Quarter	37,630.57	41,151.11	44,480.87	46,655.96	31,203.05	66,318.77	57,489.64	64,876.89	62,424.84	71,468.21	69,091.17	91,409.71	93,043.82	94,505.94	102,949.16	112,599.80	112,599.80	
June	April	24,530.57	24,076.76	27,059.33	31,503.80	41,913.33	48,605.58	44,647.36	58,749.69	61,697.08	77,574.05	72,275.15	70,155.54	79,441.16	92,403.56	87,764.45	89,329.15	105,312.44	
July	May	20,139.41	24,953.23	27,959.52	34,719.01	43,922.13	49,464.53	48,368.42	54,962.82	57,092.55	64,608.17	59,958.51	78,576.31	87,695.36	89,767.62	86,277.93	82,641.66	94,818.82	
August	June and 2nd Quarter	46,170.12	46,397.69	50,886.17	58,425.43	73,116.78	67,507.13	66,889.81	59,548.35	72,612.17	84,456.60	98,754.28	91,921.77	118,409.57	90,668.86	95,008.16	113,562.54	120,028.46	
September	July	24,924.06	28,456.24	28,987.84	33,905.34	56,740.88	52,232.41	46,155.60	61,535.89	71,272.01	70,867.09	72,854.10	69,870.60	74,040.54	81,351.52	82,708.52	84,660.29	100,874.13	
Total Per Year		177,209.11	371,069.14	406,705.37	447,587.81	531,788.15	654,863.55	679,601.81	714,336.98	713,466.19	742,999.64	814,374.71	870,123.86	947,268.24	996,071.14	1,045,200.46	1,006,093.44	1,072,404.53	1,172,245.33
Total All Years		177,209.11	548,278.25	954,983.62	1,402,571.43	1,934,359.58	2,589,223.13	3,268,824.94	3,983,161.92	4,996,628.11	5,439,627.75	7,124,126.32	8,071,394.56	9,067,465.70	10,112,666.16	11,118,759.60	12,191,164.13	13,363,409.46	
\$ Inc / Dec Over Prior Year		193,660.03	35,636.23	40,882.44	84,200.34	123,075.40	24,738.26	34,735.17	(870.79)	29,533.45	71,375.07	55,749.15	77,144.38	48,802.90	49,129.32	(39,107.02)	66,311.09	99,840.80	
% Inc / Dec Over Prior Year		109.40%	9.60%	10.05%	18.81%	23.14%	3.78%	5.11%	-0.12%	4.14%	9.61%	6.85%	8.87%	5.15%	4.93%	-3.74%	6.59%	9.31%	
Calendar Year		0.00	267,411.64	378,752.42	412,820.54	463,560.47	558,648.27	669,137.56	711,691.42	690,744.53	719,148.96	750,582.57	827,513.03	894,484.16	950,041.96	1,020,031.58	1,044,865.04	1,015,577.33	1,090,124.38
\$ Inc / Dec Over Prior Year		267,411.64	111,340.78	34,068.12	50,739.93	95,087.80	110,469.29	42,553.88	(20,946.89)	28,404.43	31,433.61	76,930.46	66,971.13	55,557.80	69,989.62	24,833.46	(29,287.11)	74,547.05	
CY1987	CY1988	CY1989	CY1990	CY1991	CY1992	CY1993	CY1994	CY1995	CY1996	CY1997	CY1998	CY1999	CY2000	CY2001	CY2002	CY2003	CY2004		

Calendar Year

\$ Inc / Dec Over Prior Year

GILLESPIE COUNTY, TEXAS
COUNTY SALES TAX ALLOCATION SUMMARY
March 1988 through FY2016



GILLESPIE COUNTY, TEXAS REPAYMENT OF ERRONEOUS RECEIPT OF SALES AND USE TAX

January 1997 Through October 2016

	Year 1 1997	Year 2 1998	Year 3 1999	Year 4 2000	Year 5 2001	Year 6 2002	Year 7 2003	Year 8 2004	Year 9 2005	Year 10 2006	Year 11 2007	Year 12 2008	Year 13 2009	Year 14 2010	Year 15 2011	Year 16 2012	Year 17 2013	Year 18 2014	Year 19 2015	Year 20 2016	
Actual Balance At Year Start	201,276.54	190,683.06	180,089.58	169,496.10	158,902.62	148,309.14	137,715.66	127,122.18	116,528.70	105,935.22	95,341.74	84,748.26	74,154.78	63,561.30	52,967.82	42,374.34	31,780.86	21,187.38	10,593.90	10,593.90	
January	2,648.37	2,648.37	2,648.37	2,648.37	2,648.37	2,648.37	2,648.37	2,648.37	2,648.37	2,648.37	2,648.37	2,648.37	2,648.37	2,648.37	2,648.37	2,648.37	2,648.37	2,648.37	2,648.37	2,648.37	2,648.37
April	2,648.37	2,648.37	2,648.37	2,648.37	2,648.37	2,648.37	2,648.37	2,648.37	2,648.37	2,648.37	2,648.37	2,648.37	2,648.37	2,648.37	2,648.37	2,648.37	2,648.37	2,648.37	2,648.37	2,648.37	2,648.37
July	2,648.37	2,648.37	2,648.37	2,648.37	2,648.37	2,648.37	2,648.37	2,648.37	2,648.37	2,648.37	2,648.37	2,648.37	2,648.37	2,648.37	2,648.37	2,648.37	2,648.37	2,648.37	2,648.37	2,648.37	2,648.37
October	2,648.37	2,648.37	2,648.37	2,648.37	2,648.37	2,648.37	2,648.37	2,648.37	2,648.37	2,648.37	2,648.37	2,648.37	2,648.37	2,648.37	2,648.37	2,648.37	2,648.37	2,648.37	2,648.37	2,648.37	2,648.37
Total Remitted To Date	10,593.48	21,186.96	31,780.44	42,373.92	52,967.40	63,560.88	74,154.36	84,747.84	95,341.32	105,934.80	116,528.28	127,121.76	137,715.24	148,308.72	158,902.20	169,495.68	180,089.16	190,682.64	201,276.12	209,221.23	
Actual Balance To Date	201,276.54	190,683.06	180,089.58	169,496.10	158,902.62	148,309.14	137,715.66	127,122.18	116,528.70	105,935.22	95,341.74	84,748.26	74,154.78	63,561.30	52,967.82	42,374.34	31,780.86	21,187.38	10,593.90	2,648.79	
Projected Balance At Year End	201,276.54	190,683.06	180,089.58	169,496.10	158,902.62	148,309.14	137,715.66	127,122.18	116,528.70	105,935.22	95,341.74	84,748.26	74,154.78	63,561.30	52,967.82	42,374.34	31,780.86	21,187.38	10,593.90	0.00	

Gillespie County proposal of repayment (as outlined in letter of October 18, 1996) as accepted by State Comptroller ...
Gillespie County will make 80 quarterly payments (due first of each month: January, April, July, and October)
for 20 years beginning January 01, 1997:

79 quarterly payments of \$2,648.37 each beginning on January 01, 1997 through July 01, 2016 and
a final payment of \$2,648.79 on October 01, 2016 for a total of \$211,870.02.

Gillespie County, Texas
Hotel Occupancy Tax ... Quarterly Recaps
As of Period Ending July 31, 2016

	Collection/Remittance Period	Collections		Disbursements		Cash Balance
		HOT & P&I Interest Earnings	Convention & Visitors Bureau	Organizations etc		
						546,822.87
FY2016	3rd Quarter 2016		80,729.35			466,093.52
	2nd Quarter 2016		124,466.03	270,829.00		612,456.49
	1st Quarter 2016		128,625.32			483,831.17
	4th Quarter 2015		96,483.07	150,829.00		538,177.10
FY2015	3rd Quarter 2015		115,558.26		(881.94)	421,658.00
	Sub-Total	44,356.62	465,132.68	421,658.00	(881.94)	
	2nd Quarter 2015		120,944.22	127,742.50	118,000.00	421,736.90
	1st Quarter 2015		122,937.00			546,535.18
	4th Quarter 2014		104,239.90	127,742.50		423,598.18
FY2014	3rd Quarter 2014		120,711.31			447,100.78
	Sub-Total	95,347.43	468,832.43	255,485.00	118,000.00	
	2nd Quarter 2014		95,362.58	111,163.00	120,000.00	326,389.47
	1st Quarter 2014		92,050.01			462,189.89
	4th Quarter 2013		90,687.97	111,163.00		370,139.88
FY2013	3rd Quarter 2013		82,776.94			390,614.91
	Sub-Total	18,551.50	360,877.50	222,326.00	120,000.00	
	2nd Quarter 2013		82,927.36	96,357.50	80,000.00	307,837.97
	1st Quarter 2013		102,188.41			401,268.11
	4th Quarter 2012		56,763.25	96,357.50		299,079.70
FY2012	3rd Quarter 2012		69,377.43			338,673.95
	Sub-Total	38,541.45	311,256.45	192,715.00	80,000.00	
	2nd Quarter 2012		76,505.61	84,193.50	11,000.00	269,296.52
	1st Quarter 2012		67,043.98		69,000.00	287,984.41
	4th Quarter 2011		63,485.70	84,193.50		289,940.43
FY2011	3rd Quarter 2011		62,766.18			310,648.23
	Sub-Total	21,414.47	269,801.47	168,387.00	80,000.00	
	2nd Quarter 2011		60,050.07	80,530.57		247,882.05
	1st Quarter 2011		61,473.10		80,000.00	268,362.55
	4th Quarter 2010		47,182.38	80,530.57		286,889.45
FY2010	3rd Quarter 2010		67,036.85			320,237.64
	Sub-Total	(5,318.74)	235,742.40	161,061.14	80,000.00	
	2nd Quarter 2010		47,363.32	82,089.00	61,500.00	253,200.79
	1st Quarter 2010		67,910.43			349,426.47
	4th Quarter 2009		46,539.68	82,089.00		281,516.04
FY2009	3rd Quarter 2009		63,672.15			317,065.36
	Sub-Total	(192.42)	225,485.58	164,178.00	61,500.00	
	2nd Quarter 2009		55,182.22			253,393.21
	1st Quarter 2009		68,196.40	80,854.20		198,210.99
	4th Quarter 2008		43,834.09	80,854.20		210,868.79
FY2008	3rd Quarter 2008		75,474.18		15,000.00	247,888.90
	Sub-Total	65,978.49	242,686.89	161,708.40	15,000.00	
	2nd Quarter 2008		52,205.02	100,000.00		187,414.72
	1st Quarter 2008		62,603.17			235,209.70
	4th Quarter 2007		53,485.43			172,606.53
FY2007	3rd Quarter 2007		61,352.43			119,121.10
	Sub-Total	129,646.05	229,646.05	100,000.00	0.00	
	2nd Quarter 2007		57,271.57			57,768.67
	1st Quarter 2007		497.10	0.00	0.00	497.10
	Sub-Total	57,768.67	57,768.67	0.00	0.00	
				1,847,518.54	553,618.06	
Totals All Years			Revenues 2,867,230.12	Expenditures 2,401,136.60	Net Cash Effect	466,093.52

GILLESPIE COUNTY, TEXAS

GOB Series 2010 Refunding Bonds ... December.2010
Post COB Series 2001 ... September.2001

Bond Redemptions & Interest Payment Schedule
February.2011 through February.2021

	Year 1 2011	Year 2 2012	Year 3 2013	Year 4 2014	Year 5 2015	Year 6 2016	Year 7 2017	Year 8 2018	Year 9 2019	Year 10 2020	Year 11 2021	
Actual Balance At Year Start	1,839,134.46	1,779,647.50	1,603,672.50	1,429,447.50	1,247,370.00	1,067,992.50						Actual Balance At Year Start
February bonds interest	35,000.00	140,000.00	140,000.00	150,000.00	150,000.00	150,000.00						bonds February interest
August bonds interest	6,079.46	18,407.50	17,567.50	16,657.50	15,420.00	13,957.50						bonds August interest
Total Remitted To Date	59,486.96	235,461.96	409,686.96	591,764.46	771,141.96	935,099.46	935,099.46	935,099.46	935,099.46	935,099.46	935,099.46	Total Remitted To Date
Actual Balance To Date	1,779,647.50	1,603,672.50	1,429,447.50	1,247,370.00	1,067,992.50	904,035.00						Actual Balance To Date
Projected Pymnt Per Year	59,486.96	175,975.00	174,225.00	182,077.50	179,377.50	176,265.00	177,677.50	178,540.00	178,865.00	178,670.00	177,975.00	Projected Pymnt Per Year
Projected Balance At Year End	1,779,647.50	1,603,672.50	1,429,447.50	1,247,370.00	1,067,992.50	891,727.50	714,050.00	535,510.00	356,645.00	177,975.00	0.00	Projected Balance At Year End

\$1,988,356.26 COB Series 2001 Debt Service on Refunded Bonds	\$1,590,000.00 Principal	\$1,590,000.00 Series 2010 Sources of Funds..Proceeds of Bonds
\$1,839,134.46 GOB Series 2010 Refunded Bonds	\$249,134.46 interest	\$38,746.50 Cost of Issuance
\$149,221.80 Net savings	\$1,839,134.46 GOB Series 2010, Refunding Bonds	\$1,551,253.50 Deposit to Escrow

Original Certificates of Obligation Bonds Series 2001 payments started February 2002
Series 2010 Refunding ... Interest and Bond Redemptions due February of each year starting February of 2011
Series 2010 Refunding ... Interest only due August of each year starting August of 2011

GILLESPIE COUNTY, TEXAS

GOB Series 2013 ... Jail Project

Bond Redemptions Interest Payment Schedule
February, 2014 through February, 2033

Schedule Bond Redemption & Interest Payment	Initial Receipt of Bonds June, 2013	Year 1 2014	Year 2 2015	Year 3 2016	Year 4 2017	Year 5 2018	Year 6 2019	Year 7 2020	Year 8 2021	Year 9 2022	Year 10 2023
Projected Balances At Year Start	20,429,713.00	20,429,713.00	19,408,475.00	18,387,525.00	17,367,275.00	16,347,925.00	15,324,725.00	14,300,875.00	13,279,650.00	12,256,300.00	11,234,800.00
bonds	0.00	395,000.00	530,000.00	540,000.00	550,000.00	565,000.00	580,000.00	595,000.00	620,000.00	645,000.00	670,000.00
interest	0.00	378,113.00	248,125.00	242,825.00	237,425.00	231,925.00	226,275.00	217,575.00	208,650.00	194,700.00	181,800.00
bonds	0.00	0.00	0.00	0.00	0.00	0.00	0.00	0.00	0.00	0.00	0.00
interest	0.00	248,125.00	242,825.00	237,425.00	231,925.00	226,275.00	217,575.00	208,650.00	194,700.00	181,800.00	168,400.00
Projected Total Remittance	0.00	1,021,237.50	2,042,187.50	3,062,437.50	4,081,787.50	5,104,987.50	6,128,837.50	7,150,062.50	8,173,412.50	9,194,912.50	10,215,112.50
Project Balances At Year End	20,429,713.00	19,408,475.00	18,387,525.00	17,367,275.00	16,347,925.00	15,324,725.00	14,300,875.00	13,279,650.00	12,256,300.00	11,234,800.00	10,214,600.00

Bonds Issued June, 2014

Principal and Interest payments due February of each year starting February of 2014

Interest only payments due August of each year starting August of 2014

Outstanding Tax Secured Debt	Initial Receipt of Bonds June, 2013	Year 1 2014	Year 2 2015	Year 3 2016	Year 4 2017	Year 5 2018	Year 6 2019	Year 7 2020	Year 8 2021	Year 9 2022	Year 10 2023
Balances At Year Start	20,429,713.00	20,429,713.00	19,408,475.50	18,387,525.50							
bonds	0.00	395,000.00	530,000.00	540,000.00							
interest	0.00	378,112.50	248,125.00	242,825.00							
bonds	0.00	0.00	0.00	0.00							
interest	0.00	248,125.00	242,825.00	237,425.00							
Total Annual Remittances	0.00	1,021,237.50	2,042,187.50	3,062,437.50	4,081,787.50	5,104,987.50	6,128,837.50	7,150,062.50	8,173,412.50	9,194,912.50	10,215,112.50
Total Remittances To Date	0.00	1,021,237.50	2,042,187.50	2,825,012.50							

GILLESPIE COUNTY, TEXAS

GOB Series 2013 ... Jail Project

**Bond Redemptions Interest Payment Schedule
February.2014 through February.2033**

Schedule Bond Redemption & Interest Payment		Year 11 2024	Year 12 2025	Year 13 2026	Year 14 2027	Year 15 2028	Year 16 2029	Year 17 2030	Year 18 2031	Year 19 2032	Year 20 2033
Projected Balances At Year Start		10,214,600.00	9,191,800.00	8,172,500.00	7,152,800.00	6,129,000.00	5,107,400.00	4,084,300.00	3,061,100.00	2,039,200.00	1,020,000.00
February	bonds	700,000.00	725,000.00	755,000.00	790,000.00	820,000.00	855,000.00	890,000.00	925,000.00	960,000.00	1,000,000.00
	interest	168,400.00	154,400.00	139,900.00	124,800.00	109,000.00	92,600.00	75,500.00	57,700.00	39,200.00	20,000.00
August	bonds	0.00	0.00	0.00	0.00	0.00	0.00	0.00	0.00	0.00	0.00
	interest	154,400.00	139,900.00	124,800.00	109,000.00	92,600.00	75,500.00	57,700.00	39,200.00	20,000.00	0.00
Projected Total Remittance		11,237,913.00	12,257,213.00	13,276,913.00	14,300,713.00	15,322,313.00	16,345,413.00	17,368,613.00	18,390,513.00	19,409,713.00	20,429,713.00
Project Balances At Year End		9,191,800.00	8,172,500.00	7,152,800.00	6,129,000.00	5,107,400.00	4,084,300.00	3,061,100.00	2,039,200.00	1,020,000.00	0.00
Bonds Issued June.2014											
Principal and Interest payments due February of each year starting February of 2014											
Interest only payments due August of each year starting August of 2014											

Outstanding Tax Secured Debt		Year 11 2024	Year 12 2025	Year 13 2026	Year 14 2027	Year 15 2028	Year 16 2029	Year 17 2030	Year 18 2031	Year 19 2032	Year 20 2033
Balances At Year Start											
February	bonds										
	interest										
August	bonds										
	interest										
Total Annual Remittances											
Total Remittances To Date											

GILLESPIE COUNTY, TEXAS
Capital Assets Lease/Purchase ... Contract 6451, September.2013
Road & Bridge Departments

PROJECTED Payments

PROJECTED Payments	FY2016		FY2017		FY2018		FY2019	
	Total Payment	Principal	Interest	Total Payment	Principal	Interest	Total Payment	Principal
Balance At Year Start	199,399.52			135,747.04	73,094.56		10,442.08	
October payment	5,221.04			5,221.04	5,221.04		5,221.04	
principal/interest	4,622.79	598.25		4,803.90	417.14	28.92	5,187.70	33.34
November payment	5,221.04			5,221.04	5,221.04		5,221.04	
principal/interest	4,037.62	593.42		4,819.31	401.73	212.81	5,204.37	16.67
December payment	5,221.04			5,221.04	5,221.04			
principal/interest	4,652.49	568.55		4,834.77	386.27	196.64		
January payment	5,221.04			5,221.04	5,221.04			
principal/interest	4,667.42	553.62		4,850.28	370.76	180.73		
February payment	5,221.04			5,221.04	5,221.04			
principal/interest	4,662.39	538.65		4,865.64	355.20	164.56		
March payment	5,221.04			5,221.04	5,221.04			
principal/interest	4,697.41	523.63		4,881.45	339.59	148.34		
April payment	5,221.04			5,221.04	5,221.04			
principal/interest	4,712.48	508.56		4,897.11	323.93	132.07		
May payment	5,221.04			5,221.04	5,221.04			
principal/interest	4,727.59	493.45		4,912.82	308.22	115.74		
June payment	5,221.04			5,221.04	5,221.04			
principal/interest	4,742.76	478.28		4,928.57	292.47	99.37		
July payment	5,221.04			5,221.04	5,221.04			
principal/interest	4,757.87	463.07		4,944.38	276.66	82.94		
August payment	5,221.04			5,221.04	5,221.04			
principal/interest	4,773.23	447.81		4,960.24	260.80	66.46		
September payment	5,221.04			5,221.04	5,221.04			
principal/interest	4,788.54	432.50		4,976.16	244.88	49.92		
Total Proposed Payments Per Year								
Total Payments	62,652.48			62,652.48		10,442.08		
Principal	56,462.69			56,462.69	60,973.68		10,392.07	
Interest	6,189.79			3,977.65	1,478.80		50.01	
Projected Balance Year End				135,747.04	73,094.56		10,442.08	0.00

GILLESPIE COUNTY, TEXAS
Capital Assets Lease/Purchase ... Contract 6451, September.2013
Road & Bridge Departments

ACTUAL Payments

ACTUAL Payments	FY2016		FY2017		FY2018		FY2019	
	Total Payment	Principal	Interest	Total Payment	Principal	Interest	Total Payment	Principal
Balance At Year Start	193,188.48							
October payment	5,221.04							
principal/interest	4,637.62	583.42						
November payment	5,220.04							
principal/interest	4,652.49	567.55						
December payment	5,221.04							
principal/interest	4,667.42	553.62						
January payment	5,221.04							
principal/interest	4,682.39	538.65						
February payment	5,221.04							
principal/interest	4,697.41	523.63						
March payment	5,221.04							
principal/interest	4,712.48	508.56						
April payment	5,221.04							
principal/interest	4,727.59	493.45						
May payment	5,221.04							
principal/interest	4,742.76	478.28						
June payment	5,221.04							
principal/interest	4,757.97	463.07						
July payment	5,221.04							
principal/interest	4,773.23	447.81						
August payment								
principal/interest								
September payment								
principal/interest								
Total Payments as of Current Date								
Total Payments	52,209.40							
Principal	47,051.36							
Interest	5,158.04							
Balance as of Current Period								
	140,979.08							

GILLESPIE COUNTY, TEXAS
Public Property Finance ... Contract 6774, October 24, 2014
Sheriff Office ... Law Enforcement Radio System Upgrade

PROJECTED PAYMENTS

PROJECTED	FY2016			FY2017			FY2018			FY2019		
	Total Payment	Principal	Interest	Total Payment	Principal	Interest	Total Payment	Principal	Interest	Total Payment	Principal	Interest
Balance	622,829.27	554,260.91	485,692.55	417,124.19								
Year												
Start												
October	payment	5,714.03		5,714.03			5,714.03			5,714.03		
	principal/interest	4,141.76	1,572.27	4,291.13	1,422.90		4,445.88	1,268.15		4,606.21	1,107.82	
November	payment	5,714.03		5,714.03			5,714.03			5,714.03		
	principal/interest	4,154.01	1,560.02	4,303.81	1,410.22		4,459.02	1,255.01		4,619.83	1,094.20	
December	payment	5,714.03		5,714.03			5,714.03			5,714.03		
	principal/interest	4,166.29	1,547.74	4,316.54	1,397.49		4,472.21	1,241.82		4,633.49	1,080.54	
January	payment	5,714.03		5,714.03			5,714.03			5,714.03		
	principal/interest	4,178.61	1,535.42	4,329.30	1,384.73		4,485.43	1,228.60		4,647.19	1,066.84	
February	payment	5,714.03		5,714.03			5,714.03			5,714.03		
	principal/interest	4,190.96	1,523.07	4,342.10	1,371.93		4,488.69	1,215.34		4,660.93	1,053.10	
March	payment	5,714.03		5,714.03			5,714.03			5,714.03		
	principal/interest	4,203.35	1,510.68	4,354.94	1,359.09		4,511.99	1,202.04		4,674.71	1,039.32	
April	payment	5,714.03		5,714.03			5,714.03			5,714.03		
	principal/interest	4,215.78	1,498.25	4,367.82	1,346.21		4,525.33	1,188.70		4,688.53	1,025.50	
May	payment	5,714.03		5,714.03			5,714.03			5,714.03		
	principal/interest	4,228.25	1,485.78	4,380.73	1,333.30		4,538.71	1,175.32		4,702.39	1,011.64	
June	payment	5,714.03		5,714.03			5,714.03			5,714.03		
	principal/interest	4,240.75	1,473.28	4,393.68	1,320.35		4,552.13	1,161.90		4,716.30	997.73	
July	payment	5,714.03		5,714.03			5,714.03			5,714.03		
	principal/interest	4,253.29	1,460.74	4,406.67	1,307.36		4,565.59	1,148.44		4,730.24	983.79	
August	payment	5,714.03		5,714.03			5,714.03			5,714.03		
	principal/interest	4,265.86	1,448.17	4,419.70	1,294.33		4,579.09	1,134.94		4,744.23	969.80	
September	payment	5,714.03		5,714.03			5,714.03			5,714.03		
	principal/interest	4,278.48	1,435.55	4,432.77	1,281.26		4,592.63	1,121.40		4,758.25	955.78	
Total Proposed Payments Per Year		68,568.36		68,568.36			68,568.36			68,568.36		
Total Payments		68,568.36		68,568.36			68,568.36			68,568.36		
Principal		50,517.39		52,339.19			54,226.70			56,182.30		
Interest		18,050.97		16,229.17			14,341.66			12,386.06		
Projected Balance		554,260.91		485,692.55			417,124.19			348,555.83		

GILLESPIE COUNTY, TEXAS
Public Property Finance ... Contract 6774, October 24, 2014
Sheriff Office ... Law Enforcement Radio System Upgrade

PROJECTED Payments

	FY2020			FY2021			FY2022			FY2023			FY2024			FY2025		
Total Payment	Principal	Interest	Total Payment	Principal	Interest	Total Payment	Principal	Interest	Total Payment	Principal	Interest	Total Payment	Principal	Interest	Total Payment	Principal	Interest	
348,555.83			279,967.47			211,419.11			142,850.75			74,282.39			5,714.03			
5,714.03			5,714.03			5,714.03			5,714.03			5,714.03			5,714.03			
	4,772.32	941.71		4,944.43	769.60		5,122.74	591.29		5,307.48	406.55		5,488.88	215.15		5,696.97	17.06	
5,714.03			5,714.03			5,714.03			5,714.03			5,714.03			5,714.03			
	4,786.43	927.60		4,959.04	754.99		5,137.88	576.15		5,323.17	390.86		5,515.14	198.89				
5,714.03			5,714.03			5,714.03			5,714.03			5,714.03			5,714.03			
	4,800.58	913.45		4,973.71	740.32		5,153.07	560.96		5,338.91	375.12		5,531.45	182.58				
5,714.03			5,714.03			5,714.03			5,714.03			5,714.03			5,714.03			
	4,814.78	899.25		4,988.41	725.62		5,168.31	545.72		5,354.69	359.34		5,547.80	166.23				
5,714.03			5,714.03			5,714.03			5,714.03			5,714.03			5,714.03			
	4,829.01	885.02		5,003.16	710.87		5,183.59	530.44		5,370.53	343.50		5,564.20	149.83				
5,714.03			5,714.03			5,714.03			5,714.03			5,714.03			5,714.03			
	4,843.29	870.74		5,017.95	696.08		5,199.92	515.11		5,386.41	327.62		5,580.65	133.38				
5,714.03			5,714.03			5,714.03			5,714.03			5,714.03			5,714.03			
	4,857.61	856.42		5,032.79	691.24		5,214.29	499.74		5,402.33	311.70		5,597.15	116.88				
5,714.03			5,714.03			5,714.03			5,714.03			5,714.03			5,714.03			
	4,871.97	842.06		5,047.67	686.36		5,229.71	484.32		5,418.30	295.73		5,613.70	100.33				
5,714.03			5,714.03			5,714.03			5,714.03			5,714.03			5,714.03			
	4,886.38	827.65		5,062.60	651.43		5,245.17	468.86		5,434.32	279.71		5,630.30	83.73				
5,714.03			5,714.03			5,714.03			5,714.03			5,714.03			5,714.03			
	4,900.83	813.20		5,077.56	636.47		5,260.68	453.35		5,450.39	263.64		5,646.95	67.08				
5,714.03			5,714.03			5,714.03			5,714.03			5,714.03			5,714.03			
	4,915.32	798.71		5,092.58	621.45		5,276.23	437.80		5,466.51	247.52		5,663.65	50.38				
5,714.03			5,714.03			5,714.03			5,714.03			5,714.03			5,714.03			
	4,929.85	784.18		5,107.63	606.40		5,291.83	422.20		5,482.67	231.36		5,680.39	33.64				
68,568.36			68,568.36			68,568.36			68,568.36			68,568.36			5,714.03			
	58,208.37		60,307.53			62,482.42			64,735.71			67,070.26			5,696.97			
		10,359.99			8,260.83		6,085.94		3,832.65			1,498.10					17.06	
279,897.47			211,419.11			142,850.75			74,282.39			5,714.03			0.00			

GILLESPIE COUNTY, TEXAS
Public Property Finance ... Contract 6774, October 24, 2014
Sheriff Office ... Law Enforcement Radio System Upgrade

ACTUAL Payments

ACTUAL Payments	FY2016			FY2017			FY2018			FY2019			Total Payment
	Total Payment	Principal	Interest	Total Payment	Principal	Interest	Total Payment	Principal	Interest	Total Payment	Principal	Interest	
Balance Year Start	623,572.07												
October	payment	5,714.03											
	principal/interest		4,141.76	1,572.27									
November	payment	5,714.03											
	principal/interest		4,154.01	1,560.02									
December	payment	5,714.03											
	principal/interest		4,166.29	1,547.74									
January	payment	5,714.03											
	principal/interest		4,178.61	1,535.42									
February	payment	5,714.03											
	principal/interest		4,190.96	1,523.07									
March	payment	5,714.03											
	principal/interest		4,203.35	1,510.68									
April	payment	5,714.03											
	principal/interest		4,215.78	1,498.25									
May	payment	5,714.03											
	principal/interest		4,228.25	1,485.78									
June	payment	5,714.03											
	principal/interest		4,240.75	1,473.28									
July	payment	5,714.03											
	principal/interest		4,253.29	1,460.74									
August	payment												
	principal/interest												
September	payment												
	principal/interest												
Total Payments													
Current Period													
	Total Payments	57,140.30											
	Principal	41,973.05											
	Interest	15,167.25											
Balance Current													
Period													
	566,431.77												

County of Gillespie
 District Clerk Bond / Trust Recap
 October 2015 - September 2016
 Funds Managed by County Treasurer

Cause No	Cause Description	Initial Investment	Prior Interest		Current Year Interest												Released	Current	Current Interest
			Face	Adjusted	TrustPool Account														
		Value	Interest	Interest	Oct-2015	Nov-2015	Dec-2015	Jan-2016	Feb-2016	Mar-2016	Apr-2016	May-2016	Jun-2016	Jul-2016	Aug-2016	Sep-2016			
11877	Bredemus and J&B Cheese v Just	1,000.00	9.78	0.08	0.09	0.16	0.25	0.24	0.28	0.28	0.29	0.30	0.32				1,012.07		
11897	Prause & Thompson v Bierschwale	100.00	0.92	0.01	0.01	0.02	0.02	0.02	0.03	0.03	0.03	0.03	0.03				101.15		
11904	Rutherford v Rather & Kamp	100.00	0.92	0.01	0.01	0.02	0.02	0.02	0.03	0.03	0.03	0.03	0.03				101.15		
11928A	Querner v Lester	1,000.00	1.86	0.08	0.09	0.16	0.25	0.24	0.28	0.28	0.29	0.30	0.31				1,004.14		
12195	Beckmann	100.00	0.05	closed 01-19-2010													100.05		
12209	Fulton v Coleman	500.00	3.07	0.04	0.05	0.08	0.11	0.12	0.14	0.14	0.15	0.15	0.16				504.21		
12228	IBT Int v Grammer	115,000.00	130.48	closed 06-2014													115,130.48		
12369	Klein, Deceased	500.00	0.60	closed 12-27-2010													500.60		
12603	Baby vs Doggett	400.00	0.35	closed 02-14-2012													400.35		
12964	Cover v Chase Bank	100.00	0.12	0.01	0.01	0.02	0.02	0.02	0.03	0.03	0.03	0.03	0.03				100.35		
13025	Bakero v Federal Home Mortgage	250.00	0.50	0.02	0.02	0.04	0.06	0.06	0.07	0.07	0.07	0.08	0.08				251.07		
13119	L CRA vs TRT Ranch	949,500.00	45.58	closed 09-10-2013													949,545.58		
13120	L CRA vs Oehler	195,000.00	9.36	closed 09-10-2013													195,009.36		
13121	L CRA vs Wahrhund	177,000.00	8.49	closed 09-10-2013													177,008.49		
13203	America	500.00	0.89	0.04	0.05	0.08	0.11	0.12	0.14	0.14	0.14	0.15	0.16				502.02		
13291	Whadey, et al vs Live Springs, et al	500.00	0.66	0.04	0.05	0.08	0.11	0.12	0.14	0.14	0.14	0.15	0.16				501.79		
13320	Bruce Kneese vs New York Life Insurance and Annuity Corp, et al	951.17	opened 03-03-2014														951.47		
13343	Hampton vs Spohnauer	2,000.00	2.64	0.16	0.18	0.32	0.45	0.48	0.56	0.57	0.59	0.60	0.63				2,007.19		
13640	Kerrville Professional Properties LTD ... vs Friendship Village Omner's Asn, Inc ...	500.00	opened 03-03-2014 Kerrville Professional Properties LTD ... vs Friendship Village Omner's Asn, Inc ... In the Matter of the Marriage of Omner's Asn, Inc ...														0.00		
13683	Matthew Pennington, Children	500.00	opened 03-03-2014														501.45		
13859	Berry vs Cardash	500,984.49	opened 09-11-2014														501,143.82		
13859TR0	Berry vs Cardash ... TR0	5,000.00	opened 09-11-2014														5,014.06		
10522(a)	Roscoe L Parker Guardianship	7,500.00	587.17	closed 07-12-2007													8,087.17		
3870A	State v Farmer	4,000.00	504.78	closed 05-2004transferred to District Clerk Acct 117													4,572.49		
3870B	State v Farmer	1,000.00	126.19	closed 05-2004transferred to District Clerk Acct 117													1,146.08		
8766(A)	Damron (trust)	26,278.61	92.83	closed 01-2005													26,371.44		
Totals		2,676,132.01	2,308.07	8,926.33	1.48	1.68	2.85	4.12	4.29	5.02	5.04	5.23	5.40	5.69	0.00	0.00	18,062.28		40.80

County of Gillespie
County Clerk Holding Account Recap
 October 2015 -September 2016
 Funds Managed by County Treasurer

Cause	Investment Face	Current Year Interest TextPool Account												Released Investment	Current Balances	Total Interest
		Value	Interest	Adjusted	TextPool	Oct.2015	Nov.2015	Dec.2015	Jan.2016	Feb.2016	Mar.2016	Apr.2016	May.2016			
Cause 9145 Doyle/Michael J Guardianship additional funds added July 2013 of \$682.40 to original face of \$119,517.83 or \$120,200.23 principal	120,200.23	344.18	9.91	10.95	19.11	27.37	28.84	33.55	33.50	34.85	36.07	37.83	0.00	120,816.39	271.98	
Cause 8132 Roscoe L Parker	7,500.00	97.71	04.2006 account closed...	case transferred to District Court										7,597.71	0.00	
Cause 8321 David Eugene Reynolds	100,000.00	11,872.07	closed 07.14.2008											111,872.07	0.00	
Investment Totals	107,500.00	0.00	12,313.96	9.91	10.95	19.11	27.37	28.84	33.55	33.50	34.85	36.07	37.83	119,465.78	271.98	

GILLESPIE COUNTY TEXAS

Investment Performance Summary Certificate of Deposits

Financial Institution	FY2016												Year To Date	
	Oct	Nov	Dec	Jan	Feb	Mar	Apr	May	Jun	Jul	Aug	Sep		
Blanco National Bank													Blanco National Bank	
Certificate of Deposits ... held at face value													Certificate of Deposits ... held at face value	
Amount of Investment	2,400,000	2,400,000	2,400,000	2,400,000	2,400,000	2,400,000	2,400,000	2,400,000	2,400,000	2,400,000	2,400,000	2,400,000	2,400,000	Average Investment
Average Interest Rate	0.4500	0.4500	0.4500	0.4500	0.4500	0.4500	0.4500	0.4500	0.4500	0.4500	0.4500	0.4500	0.4500	Average Interest Rate
Earned Interest	887.76	917.28	887.76	917.28	914.82	860.48	917.28	887.76	917.28	890.22				8,997.92 Earned Interest
Security State Bank & Trust													Security State Bank & Trust	
Certificate of Deposits ... held at face value													Certificate of Deposits ... held at face value	
Amount of Investment	2,650,000	2,650,000	2,650,000	2,650,000	2,650,000	2,650,000	2,650,000	2,650,000	2,650,000	2,650,000	2,650,000	2,650,000	2,650,000	Average Investment
Average Interest Rate	0.3500	0.3500	0.3500	0.3500	0.3500	0.3500	0.3500	0.3500	0.3500	0.3500	0.3500	0.3500	0.3556	Average Interest Rate
Earned Interest	762.36	787.76	762.36	787.76	787.76	736.92	787.76	762.36	787.76	762.36				7,725.16 Earned Interest

Financial Institution	FY2015												Year To Date	
	Oct	Nov	Dec	Jan	Feb	Mar	Apr	May	Jun	Jul	Aug	Sep		
Blanco National Bank													Blanco National Bank	
Certificate of Deposits ... held at face value													Certificate of Deposits ... held at face value	
Amount of Investment	2,400,000	2,400,000	2,400,000	2,400,000	2,400,000	2,400,000	2,400,000	2,400,000	2,400,000	2,400,000	2,400,000	2,400,000	2,400,000	Average Investment
Average Interest Rate	0.4500	0.4500	0.4500	0.4500	0.4500	0.4500	0.4500	0.4500	0.4500	0.4500	0.4500	0.4500	0.4500	Average Interest Rate
Earned Interest	887.76	917.28	887.76	917.28	912.34	833.42	916.05	890.22	917.28	887.76	917.28	917.28		10,801.71 Earned Interest
Security State Bank & Trust													Security State Bank & Trust	
Certificate of Deposits ... held at face value													Certificate of Deposits ... held at face value	
Amount of Investment	2,650,000	2,650,000	2,650,000	2,650,000	2,650,000	2,650,000	2,650,000	2,650,000	2,650,000	2,650,000	2,650,000	2,650,000	2,650,000	Average Investment
Average Interest Rate	0.3500	0.3500	0.3500	0.3500	0.3500	0.3500	0.3500	0.3500	0.3500	0.3500	0.3500	0.3500	0.3500	Average Interest Rate
Earned Interest	762.36	787.63	762.36	787.63	786.80	712.48	787.76	762.36	787.76	762.36	787.76	787.76		9,275.02 Earned Interest

Financial Institution	FY2014												Year To Date	
	Oct	Nov	Dec	Jan	Feb	Mar	Apr	May	Jun	Jul	Aug	Sep		
Blanco National Bank													Blanco National Bank	
Certificate of Deposits ... held at face value													Certificate of Deposits ... held at face value	
Amount of Investment	2,400,000	2,400,000	2,400,000	2,400,000	2,400,000	2,400,000	2,400,000	2,400,000	2,400,000	2,400,000	2,400,000	2,400,000	2,400,000	Average Investment
Average Interest Rate	0.5333	0.5167	0.5042	0.4917	0.4875	0.4792	0.4583	0.4500	0.4500	0.4500	0.4500	0.4500	0.4500	Average Interest Rate
Earned Interest	1,076.62	1,095.57	1,019.12	1,036.14	1,005.73	910.12	985.20	912.39	925.77	887.76	917.28	917.28		11,688.98 Earned Interest
Security State Bank & Trust													Security State Bank & Trust	
Certificate of Deposits ... held at face value													Certificate of Deposits ... held at face value	
Amount of Investment	2,650,000	2,650,000	2,650,000	2,650,000	2,650,000	2,650,000	2,650,000	2,650,000	2,650,000	2,650,000	2,650,000	2,650,000	2,650,000	Average Investment
Average Interest Rate	0.3889	0.3889	0.3889	0.3833	0.3722	0.3667	0.3611	0.3556	0.3556	0.3500	0.3500	0.3500	0.3500	Average Interest Rate
Earned Interest	871.27	874.78	846.61	874.78	852.59	764.27	834.46	792.22	808.99	782.91	787.76	787.76		9,878.40 Earned Interest

Financial Institution	FY2013												Year To Date	
	Oct	Nov	Dec	Jan	Feb	Mar	Apr	May	Jun	Jul	Aug	Sep		
Blanco National Bank													Blanco National Bank	
Certificate of Deposits ... held at face value													Certificate of Deposits ... held at face value	
Amount of Investment	2,400,000	2,400,000	2,400,000	2,400,000	2,400,000	2,400,000	2,400,000	2,400,000	2,400,000	2,400,000	2,400,000	2,400,000	2,400,000	Average Investment
Average Interest Rate	0.6500	0.6458	0.6375	0.6250	0.6208	0.6125	0.6125	0.5833	0.5708	0.5583	0.5500	0.5471		Average Interest Rate
Earned Interest	1,282.08	1,324.80	1,273.86	1,299.33	1,267.84	1,148.97	1,248.39	1,167.00	1,188.96	1,125.91	1,146.51	1,129.53		14,603.18 Earned Interest
Security State Bank & Trust													Security State Bank & Trust	
Certificate of Deposits ... held at face value													Certificate of Deposits ... held at face value	
Amount of Investment	2,650,000	2,650,000	2,650,000	2,650,000	2,650,000	2,650,000	2,650,000	2,650,000	2,650,000	2,650,000	2,650,000	2,650,000	2,650,000	Average Investment
Average Interest Rate	0.4778	0.4778	0.4778	0.4667	0.4444	0.4333	0.4333	0.4111	0.4111	0.4000	0.4000	0.4000		Average Interest Rate
Earned Interest	1,089.06	1,074.40	1,039.75	1,074.40	1,030.84	917.83	993.69	920.58	942.72	912.36	900.25	900.25		11,796.13 Earned Interest

GILLESPIE COUNTY TEXAS

Investment Performance Summary Certificate of Deposits

Financial Institution	FY2012												Year To Date		
	Oct	Nov	Dec	Jan	Feb	Mar	Apr	May	Jun	Jul	Aug	Sep			
Blanco National Bank													Blanco National Bank		
Certificate of Deposits ... held at face value													Certificate of Deposits ... held at face value		
Amount of Investment	2,400,000	2,400,000	2,400,000	2,400,000	2,400,000	2,400,000	2,400,000	2,400,000	2,400,000	2,400,000	2,400,000	2,400,000	2,400,000	2,400,000	Average Investment
Average Interest Rate	0.8458	0.8083	0.7833	0.7458	0.7333	0.7167	0.6750	0.6583	0.6500	0.6500	0.6500	0.6500	0.6500	0.7139	Average Interest Rate
Earned Interest	1,693.08	1,724.02	1,598.55	1,596.62	1,516.62	1,401.92	1,460.72	1,331.40	1,341.79	1,282.08	1,324.80	1,324.80	1,324.80	17,596.40	Earned Interest
Security State Bank & Trust													Security State Bank & Trust		
Certificate of Deposits ... held at face value													Certificate of Deposits ... held at face value		
Amount of Investment	2,650,000	2,650,000	2,650,000	2,650,000	2,650,000	2,650,000	2,650,000	2,650,000	2,650,000	2,650,000	2,650,000	2,650,000	2,650,000	2,650,000	Average Investment
Average Interest Rate	0.7222	0.7222	0.7222	0.6889	0.6222	0.5889	0.5556	0.5222	0.5222	0.5000	0.5000	0.5000	0.5000	0.5972	Average Interest Rate
Earned Interest	1,800.00	1,605.23	1,553.43	1,605.23	1,477.83	1,334.81	1,363.18	1,195.90	1,210.30	1,171.25	1,125.37	1,125.37	1,125.37	16,567.90	Earned Interest

Financial Institution	FY2011												Year To Date		
	Oct	Nov	Dec	Jan	Feb	Mar	Apr	May	Jun	Jul	Aug	Sep			
Blanco National Bank													Blanco National Bank		
Certificate of Deposits ... held at face value													Certificate of Deposits ... held at face value		
Amount of Investment	2,400,000	2,400,000	2,400,000	2,400,000	2,400,000	2,400,000	2,400,000	2,400,000	2,400,000	2,400,000	2,400,000	2,400,000	2,400,000	2,400,000	Average Investment
Average Interest Rate	1.4625	1.3292	1.2542	1.1938	1.1771	1.1354	1.0313	0.9896	0.9396	0.9104	0.8813	0.8583	0.8583	1.0969	Average Interest Rate
Earned Interest	2,979.48	2,981.13	2,621.94	2,556.45	2,422.88	2,185.34	2,312.03	2,034.21	2,017.07	1,853.37	1,855.68	1,796.22	1,796.22	27,615.80	Earned Interest
Security State Bank & Trust													Security State Bank & Trust		
Certificate of Deposits ... held at face value													Certificate of Deposits ... held at face value		
Amount of Investment	2,650,000	2,650,000	2,650,000	2,650,000	2,650,000	2,650,000	2,650,000	2,650,000	2,650,000	2,650,000	2,650,000	2,650,000	2,650,000	2,650,000	Average Investment
Average Interest Rate	1.1333	1.1333	1.1333	1.1000	1.0222	0.9833	0.9333	0.8833	0.8833	0.8333	0.8333	0.8333	0.8333	0.9754	Average Interest Rate
Earned Interest	2,447.26	2,541.58	2,459.59	2,541.58	2,411.45	2,129.59	2,280.43	2,021.92	2,051.12	1,984.93	1,860.02	1,860.02	1,860.02	26,589.49	Earned Interest

Financial Institution	FY2010												Year To Date		
	Oct	Nov	Dec	Jan	Feb	Mar	Apr	May	Jun	Jul	Aug	Sep			
Blanco National Bank													Blanco National Bank		
Certificate of Deposits ... held at face value													Certificate of Deposits ... held at face value		
Amount of Investment	2,200,000	2,200,000	2,200,000	2,200,000	2,200,000	2,200,000	2,400,000	2,400,000	2,400,000	2,400,000	2,400,000	2,400,000	2,400,000	2,300,000	Average Investment
Average Interest Rate	2.5886	2.4409	2.3500	2.1795	2.1227	2.0091	1.8083	1.7250	1.6208	1.5792	1.5479	1.5104	1.5104	1.9569	Average Interest Rate
Earned Interest	4,775.37	4,836.85	4,413.71	4,390.95	4,057.67	3,597.30	3,753.99	3,567.14	3,516.20	3,197.28	3,218.95	3,155.25	3,155.25	46,480.66	Earned Interest
Security State Bank & Trust													Security State Bank & Trust		
Certificate of Deposits ... held at face value													Certificate of Deposits ... held at face value		
Amount of Investment	400,000	400,000	400,000	400,000	400,000	650,000	2,650,000	2,650,000	2,650,000	2,650,000	2,650,000	2,650,000	2,650,000	1,545,833	Average Investment
Average Interest Rate	1.5750	1.5750	1.5750	1.5750	1.2750	1.2500	1.1333	1.0833	1.0833	1.1389	1.1389	1.1389	1.1389	1.2951	Average Interest Rate
Earned Interest	673.99	535.06	517.82	535.06	532.05	394.25	677.32	2,441.10	2,193.21	2,202.74	2,528.82	2,528.83	2,528.83	15,760.25	Earned Interest

Financial Institution	FY2009												Year To Date		
	Oct	Nov	Dec	Jan	Feb	Mar	Apr	May	Jun	Jul	Aug	Sep			
Blanco National Bank													Blanco National Bank		
Certificate of Deposits ... held at face value													Certificate of Deposits ... held at face value		
Amount of Investment	1,700,000	1,700,000	1,700,000	1,700,000	1,700,000	1,700,000	2,200,000	2,200,000	2,200,000	2,200,000	2,200,000	2,200,000	2,200,000	1,950,000	Average Investment
Average Interest Rate	4.0412	3.6618	3.5353	3.2294	3.1500	3.0147	2.8682	2.7864	2.7864	2.7455	2.6932	2.6409	2.6409	3.0961	Average Interest Rate
Earned Interest	5,810.95	5,834.80	5,116.43	5,104.40	4,634.27	4,136.41	4,352.75	5,385.78	5,206.30	5,038.38	5,129.86	5,032.19	5,032.19	60,782.52	Earned Interest
Security State Bank & Trust													Security State Bank & Trust		
Certificate of Deposits ... held at face value													Certificate of Deposits ... held at face value		
Amount of Investment	900,000	900,000	900,000	900,000	900,000	900,000	400,000	400,000	400,000	400,000	400,000	400,000	400,000	650,000	Average Investment
Average Interest Rate	3.0300	3.0300	3.0300	3.0300	2.4300	2.4300	2.2875	2.0500	2.0500	2.0500	2.0500	2.0500	2.0500	2.4598	Average Interest Rate
Earned Interest	1,984.94	2,305.90	2,231.52	2,305.90	2,297.68	1,860.84	2,051.10	752.07	696.44	673.99	696.44	696.44	696.44	18,553.26	Earned Interest

GILLESPIE COUNTY TEXAS

Investment Performance Summary Certificate of Deposits

Financial Institution	FY2008												Year To Date		
	Oct	Nov	Dec	Jan	Feb	Mar	Apr	May	Jun	Jul	Aug	Sep			
Blanco National Bank													Blanco National Bank		
Certificate of Deposits ... held at face value													Certificate of Deposits ... held at face value		
Amount of Investment	1,600,000	1,600,000	1,600,000	1,600,000	1,600,000	1,700,000	1,700,000	1,700,000	1,700,000	1,700,000	1,700,000	1,700,000	1,700,000	1,658,333	Average Investment
Average Interest Rate	5.5531	5.4875	5.4656	5.2313	5.1219	4.9382	4.8206	4.5559	4.5559	4.4235	4.2912	4.1588	4.1588	4.8836	Average Interest Rate
Earned Interest	7,331.57	7,546.16	7,216.49	7,427.24	7,085.44	6,534.39	7,129.97	6,735.65	6,577.93	6,365.77	6,386.84	6,195.75	6,195.75	82,533.20	Earned Interest
Security State Bank & Trust													Security State Bank & Trust		
Certificate of Deposits ... held at face value													Certificate of Deposits ... held at face value		
Amount of Investment	300,000	300,000	800,000	800,000	800,000	300,000	800,000	800,000	800,000	800,000	800,000	800,000	800,000	675,000	Average Investment
Average Interest Rate	5.4483	5.4483	5.0963	4.6288	3.4463	3.9283	3.6963	3.0375	3.0375	3.0375	3.0375	3.0375	3.0375	3.9058	Average Interest Rate
Earned Interest	1,343.43	1,388.20	1,343.43	3,288.46	3,050.05	2,293.02	1,000.92	2,201.52	2,051.10	1,984.94	2,051.10	2,051.10	2,051.10	24,047.27	Earned Interest

Financial Institution	FY2007												Year To Date		
	Oct	Nov	Dec	Jan	Feb	Mar	Apr	May	Jun	Jul	Aug	Sep			
Blanco National Bank													Blanco National Bank		
Certificate of Deposits ... held at face value													Certificate of Deposits ... held at face value		
Amount of Investment	1,300,000	1,400,000	1,400,000	1,600,000	1,600,000	1,600,000	1,600,000	1,600,000	1,600,000	1,600,000	1,600,000	1,600,000	1,600,000	1,541,667	Average Investment
Average Interest Rate	5.1615	5.3143	5.3679	5.4563	5.5000	5.5313	5.5563	5.5655	5.5875	5.5875	5.5813	5.5750	5.5750	5.4820	Average Interest Rate
Earned Interest	5,404.13	5,698.91	6,115.12	6,382.63	7,352.09	6,813.15	7,516.46	7,308.91	7,592.89	7,348.01	7,592.89	7,584.39	7,584.39	82,707.58	Earned Interest
Security State Bank & Trust													Security State Bank & Trust		
Certificate of Deposits ... held at face value													Certificate of Deposits ... held at face value		
Amount of Investment	200,000	200,000	200,000	200,000	300,000	300,000	300,000	300,000	300,000	300,000	300,000	300,000	300,000	266,667	Average Investment
Average Interest Rate	5.0950	5.0950	5.0950	5.0950	5.4167	5.4167	5.4167	5.4483	5.4483	5.4483	5.4483	5.4483	5.4483	5.3226	Average Interest Rate
Earned Interest	837.54	865.46	837.54	865.46	865.46	1,246.58	1,380.15	1,335.62	1,388.20	1,343.43	1,388.20	1,388.20	1,388.20	13,741.84	Earned Interest

Financial Institution	FY2006												Year To Date		
	Oct	Nov	Dec	Jan	Feb	Mar	Apr	May	Jun	Jul	Aug	Sep			
Blanco National Bank													Blanco National Bank		
Certificate of Deposits ... held at face value													Certificate of Deposits ... held at face value		
Amount of Investment	1,200,000	1,200,000	1,200,000	1,200,000	1,200,000	1,200,000	1,300,000	1,300,000	1,300,000	1,300,000	1,300,000	1,300,000	1,300,000	1,250,000	Average Investment
Average Interest Rate	3.0933	3.2767	3.6058	4.0142	4.1808	4.3290	4.3885	4.6731	4.6731	4.8080	4.9385	5.0680	5.0680	4.2541	Average Interest Rate
Earned Interest	3,050.96	3,339.50	3,556.44	3,883.06	4,091.15	3,848.66	4,412.19	4,889.04	4,726.43	4,993.12	5,308.21	5,455.61	5,455.61	51,354.37	Earned Interest
Security State Bank & Trust													Security State Bank & Trust		
Certificate of Deposits ... held at face value													Certificate of Deposits ... held at face value		
Amount of Investment	100,000	100,000	100,000	100,000	100,000	100,000	100,000	200,000	200,000	200,000	200,000	200,000	200,000	141,667	Average Investment
Average Interest Rate	3.0000	3.0000	3.0000	3.0000	5.0000	5.0000	5.0000	5.0950	5.0950	5.0950	5.0950	5.0950	5.0950	4.3729	Average Interest Rate
Earned Interest	246.58	254.80	246.58	254.80	254.80	383.56	424.66	410.96	865.46	837.54	865.46	865.46	865.46	5,910.66	Earned Interest

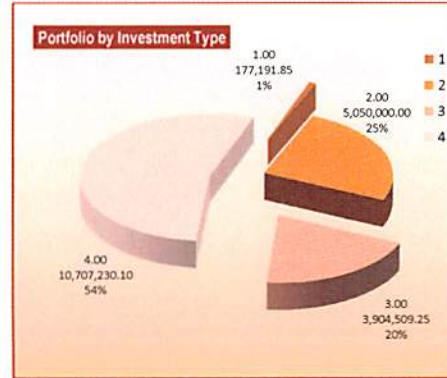
Financial Institution	FY2005												Year To Date		
	Oct	Nov	Dec	Jan	Feb	Mar	Apr	May	Jun	Jul	Aug	Sep			
Blanco National Bank													Blanco National Bank		
Certificate of Deposits ... held at face value													Certificate of Deposits ... held at face value		
Amount of Investment	1,200,000	1,200,000	1,200,000	1,200,000	1,200,000	1,200,000	1,200,000	1,200,000	1,200,000	1,200,000	1,200,000	1,200,000	1,200,000	1,200,000	Average Investment
Average Interest Rate	1.8470	1.8600	1.8808	1.8808	2.0558	2.1558	2.2742	2.2742	2.5408	2.6575	2.8017	2.9267	2.9267	2.2629	Average Interest Rate
Earned Interest	1,814.02	1,895.70	1,855.10	1,916.93	2,095.26	1,984.55	2,288.18	2,243.02	2,583.80	2,626.85	2,855.39	2,985.79	2,985.79	25,049.33	Earned Interest
Security State Bank & Trust													Security State Bank & Trust		
Certificate of Deposits ... held at face value													Certificate of Deposits ... held at face value		
Amount of Investment					100,000	100,000	100,000	100,000	100,000	100,000	100,000	100,000	100,000	100,000	Average Investment
Average Interest Rate					3.0000	3.0000	3.0000	3.0000	3.0000	3.0000	3.0000	3.0000	3.0000	3.0000	Average Interest Rate
Earned Interest					0.00	230.14	230.14	246.58	254.80	246.58	254.80	254.80	254.80	1,717.84	Earned Interest

GILLESPIE COUNTY, TEXAS

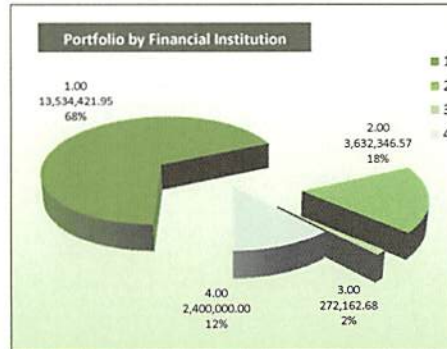
Portfolio Asset Summary By Investment Type

As of July 31, 2016
Of Funds Managed By County Treasurer Office

Financial Institution Account / Investment Type	Cash Balances As Of July 31, 2016	
Security State Bank & Trust		
County Depository		
Checking Accounts		
General ... multi-fund account	16.71	
COB 2001, GOB Series 2010 ... Interest & Sinking	2.02	
County Attorney Hot Check Fund	11,160.17	
Appellate Judicial	604.92	
Justice of Peace No 1	47,918.64	
Justice of Peace No 2	17,544.84	
County Clerk Operating	42,989.19	
District Clerk Operating	56,943.00	
GOB Series 2013 ... Jail Project	1.00	
GOB Series 2013 ... Interest & Sinking	11.36	177,191.85
Sweep Accounts		
General ... multi-fund account	10,006,117.30	
GOB Series 2013 ... Jail Project	42,548.72	
COB 2001, GOB Series 2010 ... Interest & Sinking	68,983.28	
GOB Series 2013 ... Interest & Sinking	589,580.80	10,707,230.10
Certificate of Deposit ... General Fund (10.)		
0.35% per annum, paid monthly ... maturity 02.11.2017	100,000.00	
0.35% per annum, paid monthly ... maturity 05.02.2017	100,000.00	
0.35% per annum, paid monthly ... maturity 02.28.2017	100,000.00	
0.35% per annum, paid monthly ... maturity 10.29.2016	100,000.00	
0.35% per annum, paid monthly ... maturity 03.04.2017	250,000.00	
0.35% per annum, paid monthly ... maturity 04.01.2017	500,000.00	
0.40% per annum, paid monthly ... maturity 07.01.2017	500,000.00	
0.35% per annum, paid monthly ... maturity 10.01.2016	500,000.00	
0.35% per annum, paid monthly ... maturity 01.01.2017	500,000.00	2,650,000.00
		13,534,421.95
TexPool		
Investment Service for Public Funds		
Investment Pool		
General ... multi-fund account	3,492,755.83	
Interest & Sinking	712.07	
District Clerk Holding In Trust	18,062.28	
County Clerk Holding In Trust	120,816.39	
GOB Series 2013 ... Jail Project	0.00	3,632,346.57
		3,632,346.57



Portfolio by Investment Type As of July 31, 2016		
1	177,191.85	Checking Accounts
2	5,050,000.00	Certificates of Deposit
3	3,904,509.25	Investment Pools
4	10,707,230.10	Sweep Accounts
	19,838,931.20	Total



Portfolio by Financial Institution As of July 31, 2016		
1	13,534,421.95	Security State Bank & Trust
2	3,632,346.57	TexPool
3	272,162.68	Texas Class
4	2,400,000.00	Blanco National Bank
	19,838,931.20	Total

GILLESPIE COUNTY, TEXAS
Portfolio Asset Summary By Investment Type
As of July 31, 2016
Of Funds Managed By County Treasurer Office

Financial Institution		Cash Balances As Of	
Account / Investment Type		July 31, 2016	
Texas Class			
Investment Service for Public Funds			
Investment Pool			
GOB Series 2013 ... Jail Project		272,162.68	272,162.68
Bianco National Bank			
Certificate of Deposit .. General Fund (10.)			
0.45% per annum, paid monthly .. maturity 11.07.2016	100,000.00		
0.45% per annum, paid monthly .. maturity 02.11.2017	100,000.00		
0.45% per annum, paid monthly .. maturity 01.02.2017	100,000.00		
0.45% per annum, paid monthly .. maturity 07.19.2017	100,000.00		
0.45% per annum, paid monthly .. maturity 03.07.2017	100,000.00		
0.45% per annum, paid monthly .. maturity 09.07.2016	100,000.00		
0.45% per annum, paid monthly .. maturity 10.07.2016	100,000.00		
0.45% per annum, paid monthly .. maturity 05.28.2017	100,000.00		
0.45% per annum, paid monthly .. maturity 08.02.2016	100,000.00		
0.45% per annum, paid monthly .. maturity 11.02.2016	100,000.00		
0.45% per annum, paid monthly .. maturity 12.02.2016	100,000.00		
0.45% per annum, paid monthly .. maturity 04.18.2017	100,000.00		
0.45% per annum, paid monthly .. maturity 11.22.2016	100,000.00		
0.45% per annum, paid monthly .. maturity 01.30.2017	100,000.00		
0.45% per annum, paid monthly .. maturity 01.30.2017	100,000.00		
0.45% per annum, paid monthly .. maturity 03.05.2017	100,000.00		
0.45% per annum, paid monthly .. maturity 04.01.2017	100,000.00		
0.45% per annum, paid monthly .. maturity 12.01.2016	100,000.00		
0.45% per annum, paid monthly .. maturity 04.01.2017	100,000.00		
0.45% per annum, paid monthly .. maturity 04.15.2017	100,000.00		
0.45% per annum, paid monthly .. maturity 06.01.2017	100,000.00		
0.45% per annum, paid monthly .. maturity 06.15.2017	100,000.00		
Total	19,838,931.20	2,400,000.00	2,400,000.00

GILLESPIE COUNTY, TEXAS

Portfolio Asset Summary vs. Security Holdings
As of July 31, 2016

For Funds Held by the County Treasurer and All Fee Offices

Financial Institution Account / Investment Type	Cash Balances as of July 31, 2016	Financial Institution Pledge / Security Holdings
Security State Bank & Trust County Depository	Account Balances	Pledge / Security Holdings
County Treasurer Managed Accounts		
Checking Accounts		
General Checking ... multi-fund account	16.71	
COB Series 2001, GOREfunding 2010 ... Interest & Sinking	2.02	
County Attorney Hot Check Fund	11,160.17	
Appellate Judicial	604.92	
Justice of Peace No 1	47,918.64	
Justice of Peace No 2	17,544.84	
County Clerk Operating	42,989.19	
District Clerk Operating	56,943.00	
GOB Series 2013 ... Jail Project	1.00	
GOB Series 2013 ... Interest & Sinking	<u>11.36</u>	<u>177,191.85</u>
Sweep Accounts		
General ... multi-fund account	10,006,117.30	
GOB Series 2013 ... Jail Project	42,548.72	
COB Series 2001, GOREfunding 2010 ... Interest & Sinking	68,983.28	
GOB Series 2013 ... Interest & Sinking	<u>589,580.80</u>	<u>10,707,230.10</u>
County Treasurer Managed Investments		
Certificates of Deposit .. General Fund (10.)		
0.35% per annum, paid monthly .. maturity 02.11.2017	100,000.00	
0.35% per annum, paid monthly .. maturity 05.02.2017	100,000.00	
0.35% per annum, paid monthly .. maturity 02.28.2017	100,000.00	
0.35% per annum, paid monthly .. maturity 10.29.2016	100,000.00	
0.35% per annum, paid monthly .. maturity 03.04.2017	250,000.00	
0.35% per annum, paid monthly .. maturity 04.01.2017	500,000.00	
0.40% per annum, paid monthly .. maturity 07.01.2017	500,000.00	
0.35% per annum, paid monthly .. maturity 10.01.2016	500,000.00	
0.35% per annum, paid monthly .. maturity 01.01.2017	<u>500,000.00</u>	<u>2,650,000.00</u>

GILLESPIE COUNTY, TEXAS

Portfolio Asset Summary vs. Security Holdings
As of July 31, 2016

For Funds Held by the County Treasurer and All Fee Offices

Financial Institution Account / Investment Type	Cash Balances as of July 31, 2016		Financial Institution Pledge / Security Holdings	
Security State Bank & Trust County Depository	Account Balances		Pledge / Security Holdings	
Tax Assessor-Collector Managed Accounts				
Checking Accounts				
TA-C Operating Account	46,071.87			
TxP&WL	10,622.84			
MVD	177,864.73			
MVD Sales Tax	74,757.86			
City of Fredericksburg Ad Valorem	88.95			
MVD Title	2,450.38			
Road & Bridge Fee	12,306.19			
Fredericksburg ISD Ad Valorem	7,590.13			
Escrow (Ad Valorem Property)	33.84			
VIT (Vehicle Inventory Tax) Escrow	1,570.83			
Harper ISD Ad Valorem	15.73			
Gillespie County WCID Ad Valorem	0.05			
Doss CCSD Ad Valorem	0.00			
Stonewall WCID Ad Valorem	0.00			
Hill Country Underground WCD Ad Valorem	0.00			
Gillespie County Ad Valorem	104.93	333,478.33		
County Clerk Managed Account				
Checking Account				
County Clerk Escrow	26,422.48	26,422.48		
Sheriff Managed Account				
Checking Account				
Sheriff Bail Bond Account	56,650.00			
Sheriff Inmate	24,777.07			
Sherif Commissary	5,858.59	87,285.66		
District Clerk Managed Account				
Checking Account				
District Clerk Trust	62,970.25	62,970.25	17,236,833.02	SSB&T Pledged Securities. par value / current face
			17,636,111.79	SSB&T Pledged Securities. book value
			18,203,100.83	SSB&T Pledged Securities. fair market value
			250,000.00	FDIC Coverage / Demand Deposits @ SSB&T
			250,000.00	FDIC Coverage / Time Deposits @ SSB&T
		14,044,578.67	18,703,100.83	

GILLESPIE COUNTY, TEXAS

Portfolio Asset Summary vs. Security Holdings
 As of July 31, 2016

For Funds Held by the County Treasurer and All Fee Offices

Financial Institution Account / Investment Type	Cash Balances as of July 31, 2016				Financial Institution Pledge / Security Holdings
TexPool	Account Balances				Pledge / Security Holdings
Investment Service for Public Funds					
County Treasurer Managed Investments					
Investment Pool Accounts					
General ... multi-fund account	3,492,755.83				
Interest & Sinking - COB Series 2001/GOB Series 2010	712.07				
District Clerk Holding	18,062.28				
County Clerk Holding	120,816.39				
GOB Series 2013 ... Jail Project	0.00	3,632,346.57	3,632,346.57	3,632,346.57	3,632,346.57
					Net Asset Value ... TexPool seeks to maintain a net asset value of \$1.00 (+/- 0.005 allowable) and is designed to be used for investments of funds which may be needed at any time. July 31, 2016, net asset value 1.00016

Financial Institution Account / Investment Type	Cash Balances as of July 31, 2016				Financial Institution Pledge / Security Holdings
Texas Class	Account Balances				Pledge / Security Holdings
Investment Service for Public Funds					
County Treasurer Managed Investments					
Investment Pool Account					
GOB Series 2013 ... Jail Project	272,162.68	272,162.68	272,162.68	272,162.68	272,162.68
					Net Asset Value ... Texas Class seeks to maintain a net asset value of \$1.00 (+/- 0.005 allowable) and is designed to be used for investments of funds which may be needed at any time. July 31, 2016, net asset value 1.00

GILLESPIE COUNTY, TEXAS

Portfolio Asset Summary vs. Security Holdings
As of July 31, 2016

For Funds Held by the County Treasurer and All Fee Offices

Financial Institution Account / Investment Type	Cash Balances as of July 31, 2016			Financial Institution Pledge / Security Holdings
Blanco National Bank	Account Balances			Pledge / Security Holdings
County Treasurer Managed Investments				
Certificates of Deposit .. General Fund (10.)				
0.45% per annum, paid monthly .. maturity 11.07.2016	100,000.00			
0.45% per annum, paid monthly .. maturity 02.11.2017	100,000.00			
0.45% per annum, paid monthly .. maturity 01.02.2017	100,000.00			
0.45% per annum, paid monthly .. maturity 07.19.2017	100,000.00			
0.45% per annum, paid monthly .. maturity 03.07.2017	100,000.00			
0.45% per annum, paid monthly .. maturity 09.07.2016	100,000.00			
0.45% per annum, paid monthly .. maturity 10.07.2016	100,000.00			
0.45% per annum, paid monthly .. maturity 05.28.2017	100,000.00			
0.45% per annum, paid monthly .. maturity 05.28.2017	100,000.00			
0.45% per annum, paid monthly .. maturity 08.02.2016	100,000.00			
0.45% per annum, paid monthly .. maturity 11.02.2016	100,000.00			
0.45% per annum, paid monthly .. maturity 12.02.2016	100,000.00			
0.45% per annum, paid monthly .. maturity 04.18.2017	100,000.00			
0.45% per annum, paid monthly .. maturity 11.22.2016	100,000.00			
0.45% per annum, paid monthly .. maturity 01.30.2017	100,000.00			
0.45% per annum, paid monthly .. maturity 01.30.2017	100,000.00			
0.45% per annum, paid monthly .. maturity 03.05.2017	100,000.00			
0.45% per annum, paid monthly .. maturity 04.01.2017	100,000.00			
0.45% per annum, paid monthly .. maturity 12.01.2016	100,000.00			
0.45% per annum, paid monthly .. maturity 04.01.2017	100,000.00			
0.45% per annum, paid monthly .. maturity 04.01.2017	100,000.00			
0.45% per annum, paid monthly .. maturity 04.15.2017	100,000.00			
0.45% per annum, paid monthly .. maturity 06.01.2017	100,000.00			
0.45% per annum, paid monthly .. maturity 06.15.2017	100,000.00	2,400,000.00	2,400,000.00	2,658,046.83
				2,182,199.87 BNB Pledged Securities..par value
				2,267,292.72 BNB Pledged Securities..book value
				2,408,046.83 BNB Pledged Securities..fair market value
				250,000.00 FDIC Coverage @ BNB


GILLESPIE COUNTY, TEXAS

Portfolio Asset Summary vs. Security Holdings
As of July 31, 2016

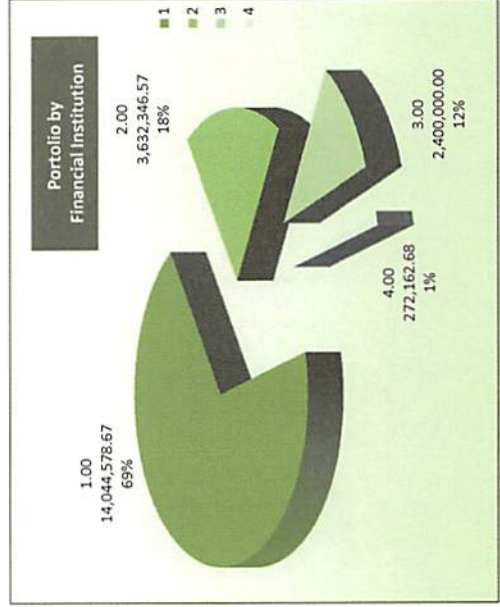
For Funds Held by the County Treasurer and All Fee Offices

Financial Institution Account / Investment Type	Cash Balances as of July 31, 2016	Financial Institution Pledge / Security Holdings
--	--------------------------------------	---

Total Assets	As Of July 31, 2016	As Of July 31, 2016
	20,349,087.92	25,265,656.51



1	687,348.57	Checking Accounts
2	10,707,230.10	Sweep Accounts
3	3,904,509.25	Investment Pools
4	5,050,000.00	Certificates of Deposit
20,349,087.92		Total



1	14,044,578.67	Security State Bank & Trust
2	3,632,346.57	TexPool
3	2,400,000.00	Blanco National Bank
4	272,162.68	Texas Class
20,349,087.92		Total

GILLESPIE COUNTY, TEXAS

Portfolio Asset Summary vs. Security Holdings
As of July 31, 2016

For Funds Held by the County Treasurer and All Fee Offices

Financial Institution Account / Investment Type	Cash Balances as of July 31, 2016	Financial Institution Pledge / Security Holdings
--	--------------------------------------	---

Deposit and Investment

Risk Disclosure

General Statement ... The County continues to take a conservative approach to investment of county funds. Investment strategies are built on cash flow versus fund name. County funds are predominantly invested in TexPool ... an investment service for public funds ... and certificate of deposits. Depository interest-bearing checking accounts are used more as clearing accounts than a type of investment.

The General Checking Account (multi-fund account) ... interest-bearing, with a one dollar (\$1.00) threshold ... is attached to a sweep account with a \$25,000.00 required minimum balance. This holds the same for the GOB Series 2013 Account ... it is interest-bearing, with a one dollar (\$1.00) threshold ... and is attached to a sweep account with a \$25,000.00 required minimum balance.

Custodial Risk ... All deposits/investments with any banking institution are collateralized over 100%, all collateral (exclusive FDIC coverage) is placed with a third party that is not a depository of the County, and collateral is pledged to Gillespie County.

Interest Rate Risk ... The County does not have a formal investment policy that limits investment maturities as a means of managing its exposure to fair value losses arising from changing interest rates.

At July 31, 2016, the County had no investments other than those in an investment pool that would be effected.

Certificates of Deposit are normally held at one year maturities and maturity dates are staggered.

Occasionally CD's are originally invested for periods of less or over a year to optimize a staggered portfolio.

CD's are held at face values with interests paid to the County monthly.

Credit Risk .. At July 31, 2016, the County has no investments

in commercial paper, corporate bonds, mutual funds.

At July 31, 2016, TexPool was rated

AAAm by Standard & Poor's.

At July 31, 2016, Texas Class was rated

AAAm by Standard & Poor's.

Concentration of Credit Risk ... The County does not place any limit

on the amount the County may invest with any type of investment or issuer.

However, considering the current economy the County has kept lower concentrations in any one issuer.

At July 31, 2016, the County had its assets/investments invested by investment type

19.1876 % in investment pools

24.8168 % in certificate of deposit(s)

3.3778 % in checking, money market, passbook accounts

52.6177 % in sweep accounts

At July 31, 2016, the County had its assets/investments invested by issuer

17.8502 % in TexPool

69.0182 % in Security State Bank & Trust

11.7941 % in Blanco National Bank

1.3375 % in Texas Class

**FY2015-2016
Gillespie County, Texas
County Treasurer Monthly Financial Statement
All Funds Managed by County Treasurer**



For Period Ended July 31, 2016

**Laura Lundquist, CCT, CIO
Gillespie County Treasurer**

Maintenance & Operating, COB & GOB Operating, COB & GOB I&S, Special Revenue, Special Revenue..Grants, Trust and Agency							
Month	06.30.2016				FY2016	FY2015	07.31.2016
To Date	Cash Balance	Receipts	Disbursements	Allocations	Adjustments	Adjustments	Cash Balance
Maintenance & Operating (M&O)	16,343,569.42	638,426.25	1,403,135.41				15,578,860.26
COB & GOB Operating	374,504.26	180.87	59,972.73				314,712.40
COB & GOB I&S	649,559.49	14,019.14					663,578.63
Special Revenue	2,180,073.66	108,424.46	141,718.62				2,146,779.50
Special Revenue ... Grants	484.97						484.97
Trust and Agency	642,587.98	140,290.34	227,829.81				555,048.51
Totals	20,190,779.78	901,341.06	1,832,656.57	0.00	0.00	0.00	19,259,464.27
County Funds							

Year	09.30.2015				FY2016	FY2015	07.31.2016
To Date	Cash Balance	Receipts	Disbursements	Allocations	Adjustments	Adjustments	Cash Balance
Maintenance & Operating (M&O)	11,841,794.67	16,952,049.21	13,214,983.62				15,578,860.26
COB & GOB Operating	491,873.19	1,443.26	178,604.05				314,712.40
COB & GOB I&S	198,485.01	1,412,826.12	947,732.50				663,578.63
Special Revenue	2,164,430.67	752,976.20	770,627.37				2,146,779.50
Special Revenue ... Grants	484.97						484.97
Trust and Agency	639,676.77	1,325,261.06	1,409,889.32				555,048.51
Totals	15,336,745.28	20,444,555.85	16,521,836.86	0.00	0.00	0.00	19,259,464.27
County Funds							

Clerks of the Courts Trust Funds							
Month	06.30.2016				FY2016	FY2015	07.31.2016
To Date	Cash Balance	Receipts	Disbursements	Allocations	Adjustments	Adjustments	Cash Balance
District Clerk Trust	18,056.59	5.69					18,062.28
County Clerk Trust	120,778.56	37.83					120,816.39
Totals	138,835.15	46.59	0.00	0.00	0.00	0.00	138,878.67
Clerk Trusts							

Year	09.30.2015				FY2016	FY2015	07.31.2016
To Date	Cash Balance	Receipts	Disbursements	Allocations	Adjustments	Adjustments	Cash Balance
District Clerk Trust	18,021.48	40.80					18,062.28
County Clerk Trust	120,544.41	271.98					120,816.39
Totals	138,565.89	312.78	0.00	0.00	0.00	0.00	138,878.67
Clerk Trusts							

Respectfully submitted,

Laura Lundquist, CCT, CIO
Gillespie County Treasurer

The State of Texas, County of Gillespie

Before me, the undersigned authority, this day personally appeared Laura Lundquist, County Treasurer, to me well known, who, being duly sworn, desposes and says that the above and foregoing report is true and correct.

Witness my hand and seal of this office, this _____ day of _____, _____ A.D.

Mary Lynn Rusche, County Clerk
County of Gillespie, State of Texas

Compared, examined, and accepted in open Commissioners Court this _____ day of _____, _____ A.D.

Mark Stroehrer, County Judge

Curtis Cameron, Commissioner Pct No 1

William A. Roeder, Commissioner Pct No 2

Calvin Ransleben, Commissioner Pct No 3

Donald W. Schuch, Commissioner Pct No 4