



**FY2015-2016**

**GILLESPIE COUNTY, TEXAS**

**COUNTY TREASURER MONTHLY FINANCIAL REPORT**

For The Period Ended

June 30, 2016

Unaudited

LAURA LUNDQUIST, CCT, CIO  
GILLESPIE COUNTY TREASURER

- 1 Cash/Investment Balances All Funds  
For Period Ended June 30, 2016
- 2 Statement of Receipts, Disbursements, Electronic Funds Transfers, Payroll,  
Interfund Allocations, Adjustments, and Investments All Funds  
Month to Date by Fund
- 3 Statement of Receipts, Disbursements, Electronic Funds Transfers, Payroll,  
Interfund Allocations, Adjustments, and Investments All Funds  
Fiscal Year to Date by Fund
- 4 Statement of Maintenance & Operating Funds  
FY2005 through June 30, 2016  
General Fund  
Road & Bridge Funds ... County Wide, Precinct No 1, Precinct No 2, Precinct No 3, Precinct No 4
- 5 Fund Cash/Investment Balance Comparison by Fiscal Year by Fund  
Active and Inactive Funds  
FY2004 through June 30, 2016
- 6 Overall Cash/Investment Balance Comparison by Month  
FY1985 through June 30, 2016
- 7 County Sales Tax ... Effective January 01, 1988  
Allocation Summary of Sales Tax Receipts  
1988 through June 30, 2016  
  
Statement of Repayment of Erroneous Receipt of Sales Tax  
1997 through June 30, 2016 ... 20 Year Payout; Final Payment FY2016
- 8 Hotel Occupancy Tax (HOT) ... Effective January 01, 2007  
Summary of HOT Receipts and Expenditures  
For the Period of January 01, 2007 through June 30, 2016
9. Certificates of Obligation Bonds ... Interest & Sinking  
Statement of Bond Redemptions & Interest Payment Schedule  
GO Refunding Bonds, Series 2010  
Refunding of COB Series 2001, Post Office & Clinic Building Properties





10. General Obligation Bonds ... Interest & Sinking  
Statement of Bond Redemptions & Interest Payment Schedule  
GOB Series 2013, Jail Construction Project
11. Lease / Purchase Finance Capital Equipment  
Statement of Principal & Interest Payment Schedule  
Road & Bridge Departments – Contract No 6451, December2013
  - o Countywide
  - o Precinct No 1
  - o Precinct No 2
  - o Precinct No 3
  - o Precinct No 4
12. Public Property Finance ... Law Enforcement Radio System Upgrade  
Statement of Principal & Interest Payment Schedule  
Sheriff Office --- Contract No 6774, October2014
13. District Clerk Trust Funds ... Statement of Holding in Trust Funds As Managed by County Treasurer  
As of June 30, 2016
14. County Clerk Trust Funds ... Statement of Holding in Trust Funds As Managed by County Treasurer  
As of June 30, 2016
15. Investment Performance Summary ... Certificate(s) of Deposit  
As of June 30, 2016
16. County Treasurer Portfolio Asset Summary by Investment Type  
As of June 30, 2016
17. County Portfolio Asset Summary vs Security Holdings  
As of June 30, 2016
18. Detailed Listing of Receipts to All Funds  
For June.2016
19. Detailed Listing of Disbursements from All Funds  
For June.2016
20. Detailed Listing of Electronic Funds Transfers from All Funds  
For June.2016
21. Detailed Listing of Interfund Allocations to/from All Funds  
For June.2016
22. Detailed Listing of Payroll Distribution All Funds  
For June.2016
23. Financial Summary Recap Affidavit  
As of June 30, 2016





## GILLESPIE COUNTY, TEXAS

### Cash and Investment Balances All Funds Managed by County Treasurer

For Period Ended June 30, 2016

#### FUNDS LISTING BY CATEGORY

#### GENERAL and ROAD & BRIDGE FUNDS

##### Maintenance & Operating Funds

General Fund	14,114,192.44
Road & Bridge Funds ...	
County Wide	1,356,813.90
Precinct No 1	134,700.41
Precinct No 2	327,837.99
Precinct No 3	219,920.32
Precinct No 4	<u>190,104.36</u>
Sub-total Road & Bridge Funds	2,229,376.98

#### CASH and INVESTMENTS

16,343,569.42

#### SPECIAL REVENUE FUNDS

Law Library	4,814.32	
Lateral Road ...		
Precinct No 1	13,291.39	
Precinct No 2	6,658.22	
Precinct No 3	6,658.22	
Precinct No 4	0.00	
Sub-total Lateral Road Funds	26,607.83	
Probate	31,555.30	
Court Reporter Service	2,464.36	
County Records Management	66,421.25	
County Clerk Records Management	136,738.59	
Sheriff Forfeiture	43,536.32	
Sheriff Abandoned Vehicle	1,204.66	
Sheriff Equitable Sharing	1,205.12	
Justice Court Bldg Security	31,046.83	
Courthouse Security	(393.92)	
District Clerk Records Management	8,280.94	
County & District Court Technology	19,231.25	
Occupancy Tax	466,093.52	
Pretrial Intervention	126,025.71	
Justice Court Technology	118,423.63	
Airport Operating	1,073,799.30	
LEOSE Training--Sheriff	7,559.91	
LEOSE Training--Constable No 1	8,702.83	
LEOSE Training--Constable No 2	6,649.16	
Tax Assessor - M V I	<u>106.75</u>	<u>2,180,073.66</u>

#### SPECIAL REVENUE FUNDS ... GRANTS

Grants ... General, Energy Efficiency	0.00	
Grants ... Law Enforcement, Emergency Services P25 Compliant Radio	0.00	
PML Loan Star Library	258.39	
PML PAC-Pug	211.40	
Airport Capital Project Grant	<u>15.18</u>	<u>484.97</u>



**GILLESPIE COUNTY, TEXAS**

**Cash and Investment Balances  
 All Funds Managed by County Treasurer**

**For Period Ended June 30, 2016**

FUNDS LISTING BY CATEGORY (continued)			
<b>CERTIFICATES OF OBLIGATION BONDS and GENERAL OBLIGATION BONDS</b>			
...			
<b>Operating Accounts</b>			
GOB Series 2013 ... Jail Project	<u>374,504.26</u>	<u>374,504.26</u>	
<b>CERTIFICATES OF OBLIGATION BONDS and GENERAL OBLIGATION BONDS</b>			
...			
<b>Interest &amp; Sinking Accounts</b>			
COB Series 2001/GOB Refunding Series 2010 ... Interest & Sinking	68,120.54		
GOB Series 2013 ... Interest & Sinking	<u>581,438.95</u>	<u>649,559.49</u>	
<b>TRUST and AGENCY FUNDS</b>			
Criminal Justice	33,320.41		
Waste Water (State Fee)	570.00		
County Attorney Hot Check	9,936.96		
McDermott (PML)	139,074.66		
Breiten (PML)	206,304.13		
Justice Of The Peace No. 1	61,318.46		
Justice Of The Peace No. 2	28,802.28		
Appellate Judicial System	479.90		
Alternative Dispute Resolution	1,329.69		
Unclaimed Monies	54,211.45		
County Clerk Operating	46,773.93		
District Clerk Operating	60,466.11		
Light Up The Block	<u>0.00</u>	<u>642,587.98</u>	<u>20,190,779.78</u>
<b>FUNDS PENDING RELEASE</b>			
Check(s) pending release	0.00		
EFT(s) pending release	<u>0.00</u>	<u>0.00</u>	<u>0.00</u>
<b>CHANGE FUNDS</b>			
General Fund (F.10) ... cash provider to various offices	3,000.00		
Sheriff Seizure Fund (F.30)	1,950.00		
County Attorney Hot Check Fund (F.80)	<u>50.00</u>	<u>5,000.00</u>	<u>5,000.00</u>

## GILLESPIE COUNTY, TEXAS

### Cash and Investment Balances All Funds Managed by County Treasurer

For Period Ended June 30, 2016

FUNDS LISTING BY CATEGORY (continued)				
<b>UNALLOCATED MONIES</b>				
<b>Checking Accounts</b>				
Justice of Peace No 2 Checking...unaccountable funds from 02.28.1999 ... date check book was turned over to County Treasurer	(98.56)			
Justice of Peace No 2 Checking...credit card payment pending	1,415.00			
Justice of Peace No 2 Checking...credit card reversal pending	110.00			
Justice of Peace No 1 Checking...credit card payment pending	840.00			
General Checking... Rec. 82563 short	0.80			
General Checking... 07.01.2016 payroll ach transactions	(156,126.25)			
District Clerk Checking...	0.00			
County Attorney Hot Check Checking... credit card payment pending	33.00			
COB 2001/REF 2010 Checking...	0.00			
GOB 2013 Project Checking...	0.00			
Appellate Checking...	0.00			
County Clerk Checking...	0.00	(153,826.01)		
<b>Investment Pools ... Investment Service For Public Funds</b>				
TexPool ... General	0.00			
TexPool ... COB Series 2001/GOB Series 2010 Interest & Sinking	0.00			
TexPool ... GOB Series 2013 Jail Project	0.00			
Texas Class ... GOB Series 2013 Jail Project	0.00	0.00		
<b>Other Unallocated Funds</b>				
none reported	0.00	0.00	(153,826.01)	<b>20,041,953.77</b>



## GILLESPIE COUNTY, TEXAS

### Cash and Investment Balances All Funds Managed by County Treasurer

For Period Ended June 30, 2016

CHECKING and INVESTMENT ACCOUNTS			
<b>CHECKING ACCOUNTS</b>			
GENERAL OPERATING ... Interest Bearing Checking	284.93		
Cash On Hand	0.00		
Deposit In Process	30.00		
Deposit In Process	190.00		
Deposit In Process	45.00		
Deposit In Process	0.00		
Online Transfer	0.00		
Online Transfer	0.00		
Outstanding Financial Checks	(305,901.97)		
Outstanding Payroll Checks	(15,195.29)		
Check(s) pending release	<u>0.00</u>	<u>(320,547.33)</u>	
GENERAL OPERATING ... Interest Bearing Sweep Account			
Sweep of General Operating Checking	<u>10,581,698.61</u>	<u>10,581,698.61</u>	
COB Series 2001 / GORefunding Series 2010 INTEREST & SINKING Checking	67,408.78		
Cash On Hand	0.00		
Online Transfer	0.00		
Online Transfer	0.00		
Outstanding Checks	<u>0.00</u>	<u>67,408.78</u>	
COUNTY ATTORNEY HOT CHECK ... Interest Bearing Checking	12,313.97		
Cash On Hand	0.00		
Deposit In Process	0.00		
Online Transfer	0.00		
Outstanding Checks	<u>(2,344.01)</u>	<u>9,969.96</u>	
APPELLATE JUDICIAL ... Interest Bearing Checking	479.90		
Cash On Hand	0.00		
Deposit In Process	0.00		
Online Transfer	0.00		
Outstanding Checks	<u>0.00</u>	<u>479.90</u>	
JUSTICE OF THE PEACE No 1 ... Interest Bearing Checking	63,778.36		
Cash On Hand	0.00		
Deposit In Process	0.00		
Online Transfer	0.00		
Outstanding Checks	<u>(1,619.90)</u>	<u>62,158.46</u>	
JUSTICE OF THE PEACE No 2 ... Interest Bearing Checking	31,876.11		
Cash On Hand	0.00		
Deposit In Process	0.00		
Online Transfer	0.00		
Outstanding Checks	<u>(1,647.39)</u>	<u>30,228.72</u>	

## GILLESPIE COUNTY, TEXAS

### Cash and Investment Balances All Funds Managed by County Treasurer

For Period Ended June 30, 2016

CHECKING and INVESTMENT ACCOUNTS (continued)			
<b>CHECKING ACCOUNTS ... Continued</b>			
COUNTY CLERK ... Interest Bearing Checking	45,687.97		
Cash On Hand	0.00		
Deposit In Process	1,256.00		
Deposit In Process	258.70		
Deposit In Process	0.00		
Outstanding Checks...checks outstanding prior to 10.01.2009	(108.50)		
Outstanding Checks...outstanding checks post 09.30.2009	(320.24)	<u>46,773.93</u>	
DISTRICT CLERK ... Interest Bearing Checking	75,347.29		
Cash On Hand	0.00		
Deposit In Process	1,378.00		
Outstanding Checks...checks outstanding prior to 10.01.2009	(4,361.86)		
Outstanding Checks...outstanding checks post 09.30.2009	(11,897.32)	<u>60,466.11</u>	
GOB SERIES 2013 - Jail Project ... Interest Bearing Checking	1.00		
Cash On Hand	0.00		
Online Transfer	0.00		
Deposit In Process	0.00		
Outstanding Checks	<u>0.00</u>	<u>1.00</u>	
GOB SERIES 2013 - Jail Project ... Interest Bearing Sweep Account			
Sweep of GOB 2013 Jail Project Checking	<u>40,499.96</u>	<u>40,499.96</u>	
GOB SERIES 2013 - Interest & Sinking ... Interest Bearing Checking	581,438.95		
Cash On Hand	0.00		
Online Transfer	0.00		
Online Transfer	0.00		
Online Transfer	0.00		
Outstanding Checks	<u>0.00</u>	<u>581,438.95</u>	<u>11,160,577.05</u>



## GILLESPIE COUNTY, TEXAS

### Cash and Investment Balances All Funds Managed by County Treasurer

For Period Ended June 30, 2016

#### CHECKING and INVESTMENT ACCOUNTS (continued)

##### TIME CERTIFICATE OF DEPOSIT(s)

All General Fund (10.) Investments

##### Blanco National Bank

BNB CD .. 0.45% per annum, paid monthly .. 11.07.2016 maturity	100,000.00	
BNB CD .. 0.45% per annum, paid monthly .. 02.11.2017 maturity	100,000.00	
BNB CD .. 0.45% per annum, paid monthly .. 01.02.2017 maturity	100,000.00	
BNB CD .. 0.45% per annum, paid monthly .. 07.19.2016 maturity	100,000.00	
BNB CD .. 0.45% per annum, paid monthly .. 03.07.2017 maturity	100,000.00	
BNB CD .. 0.45% per annum, paid monthly .. 09.07.2016 maturity	100,000.00	
BNB CD .. 0.45% per annum, paid monthly .. 10.07.2016 maturity	100,000.00	
BNB CD .. 0.45% per annum, paid monthly .. 05.28.2017 maturity	100,000.00	
BNB CD .. 0.45% per annum, paid monthly .. 05.28.2017 maturity	100,000.00	
BNB CD .. 0.45% per annum, paid monthly .. 08.02.2016 maturity	100,000.00	
BNB CD .. 0.45% per annum, paid monthly .. 11.02.2016 maturity	100,000.00	
BNB CD .. 0.45% per annum, paid monthly .. 12.02.2016 maturity	100,000.00	
BNB CD .. 0.45% per annum, paid monthly .. 04.18.2017 maturity	100,000.00	
BNB CD .. 0.45% per annum, paid monthly .. 11.22.2016 maturity	100,000.00	
BNB CD .. 0.45% per annum, paid monthly .. 01.30.2017 maturity	100,000.00	
BNB CD .. 0.45% per annum, paid monthly .. 01.30.2017 maturity	100,000.00	
BNB CD .. 0.45% per annum, paid monthly .. 03.05.2017 maturity	100,000.00	
BNB CD .. 0.45% per annum, paid monthly .. 04.01.2017 maturity	100,000.00	
BNB CD .. 0.45% per annum, paid monthly .. 12.01.2016 maturity	100,000.00	
BNB CD .. 0.45% per annum, paid monthly .. 04.01.2017 maturity	100,000.00	
BNB CD .. 0.45% per annum, paid monthly .. 04.01.2017 maturity	100,000.00	
BNB CD .. 0.45% per annum, paid monthly .. 04.15.2017 maturity	100,000.00	
BNB CD .. 0.45% per annum, paid monthly .. 06.01.2017 maturity	100,000.00	
BNB CD .. 0.45% per annum, paid monthly .. 06.15.2017 maturity	<u>100,000.00</u>	<u>2,400,000.00</u>

##### Security State Bank & Trust (County Depository)

SSB&T CD .. 0.35% per annum, paid monthly .. 02.11.2017 maturity	100,000.00	
SSB&T CD .. 0.35% per annum, paid monthly .. 05.02.2017 maturity	100,000.00	
SSB&T CD .. 0.35% per annum, paid monthly .. 02.28.2017 maturity	100,000.00	
SSB&T CD .. 0.35% per annum, paid monthly .. 10.29.2016 maturity	100,000.00	
SSB&T CD .. 0.35% per annum, paid monthly .. 03.04.2017 maturity	250,000.00	
SSB&T CD .. 0.35% per annum, paid monthly .. 04.01.2017 maturity	500,000.00	
SSB&T CD .. 0.35% per annum, paid monthly .. 07.01.2016 maturity	500,000.00	
SSB&T CD .. 0.35% per annum, paid monthly .. 10.01.2016 maturity	500,000.00	
SSB&T CD .. 0.35% per annum, paid monthly .. 01.01.2017 maturity	<u>500,000.00</u>	<u>2,650,000.00</u> <u>5,050,000.00</u>

## GILLESPIE COUNTY, TEXAS

### Cash and Investment Balances All Funds Managed by County Treasurer

For Period Ended June 30, 2016

CHECKING and INVESTMENT ACCOUNTS (continued)				
<b>INVESTMENT POOLS ... Investment Service For Public Funds</b>				
<b>TexPool</b>				
GENERAL ... Multi-Fund Account	3,491,661.66			
Deposit In Process	0.00			
Monies In Transit	<u>0.00</u>	<u>3,491,661.66</u>		
COB SERIES 2001/GORefunding SERIES 2010 ... Interest & Sinking	711.76			
Deposit In Process	0.00			
Monies In Transit	<u>0.00</u>	<u>711.76</u>		
GOB SERIES 2013 ... Jail Project	0.00			
Deposit In Process	0.00			
Monies In Transit	<u>0.00</u>	<u>0.00</u>		
TexPool sub-total			<u>3,492,373.42</u>	
<b>Texas Class</b>				
GOB SERIES 2013 ... Jail Project	334,003.30			
Deposit In Process	0.00			
Monies In Transit	<u>0.00</u>	<u>334,003.30</u>	<u>3,826,376.72</u>	
<b>CHANGE FUNDS</b>				
<b>Under General Fund (F.10)</b>				
Tax Office ... Teller Drawers (4)	1,200.00			
Tax Office ... Office Administration	0.00			
County Clerk	100.00			
District Clerk	100.00			
Justice of Peace No 1	200.00			
Justice of Peace No 2	200.00			
Pioneer Memorial Library	100.00			
Sheriff ... Administration	50.00			
Sheriff ... Jail Operations	50.00			
County Treasurer	1,000.00			
County Warehouse	<u>0.00</u>	<u>3,000.00</u>		
<b>Under Sheriff Seizure (F.30)</b>				
Sheriff ... Administrative Office	<u>1,950.00</u>	<u>1,950.00</u>		
<b>Under County Attorney Hot Check (F.80)</b>				
County Attorney	<u>50.00</u>	<u>50.00</u>	<u>5,000.00</u>	<b>20,041,953.77</b>



## GILLESPIE COUNTY, TEXAS

### Cash and Investment Balances All Funds Managed by County Treasurer

For Period Ended June 30, 2016

DISTRICT CLERK HOLDING					
HOLDING ACCOUNT (s)		CASH and INVESTMENTS			
holding account(s)	<u>18,056.59</u>	<u>18,056.59</u>	<u>18,056.59</u>	<u>18,056.59</u>	<b>18,056.59</b>
<b>INVESTMENT POOLS ... Investment Service For Public Funds</b>					
TEXPOOL ... DISTRICT CLERK HOLDING	18,056.59				
Deposit In Process	0.00				
Monies In Transit	<u>0.00</u>	<u>18,056.59</u>	<u>18,056.59</u>	<u>18,056.59</u>	<b>18,056.59</b>

COUNTY CLERK HOLDING					
HOLDING ACCOUNT (s)		CASH and INVESTMENTS			
holding account(s)	<u>120,778.56</u>	<u>120,778.56</u>	<u>120,778.56</u>	<u>120,778.56</u>	<b>120,778.56</b>
<b>INVESTMENT POOLS ... Investment Service For Public Funds</b>					
TEXPOOL ... COUNTY CLERK HOLDING	120,778.56				
Deposit In Process	0.00				
Monies In Transit	<u>0.00</u>	<u>120,778.56</u>	<u>120,778.56</u>	<u>120,778.56</u>	<b>120,778.56</b>

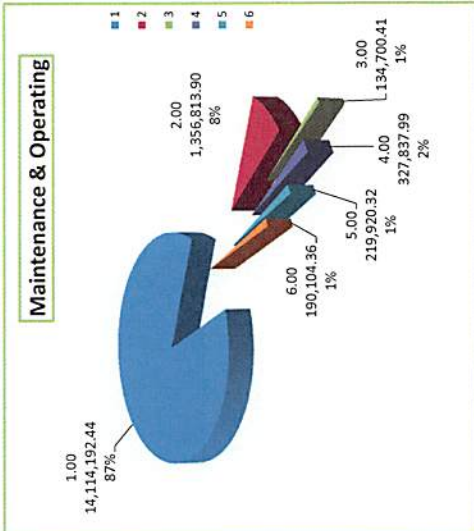


Laura Lundquist, cct, cio  
 Gillespie County Treasurer  
 Gillespie County, Texas

**GILLESPIE COUNTY, TEXAS**  
**STATEMENT OF**  
**Receipts, Disbursements, Electronic Funds Transfers, Payroll, Interfund Allocations, Adjustments, and Time Investments**  
**of County Funds Managed by County Treasurer**

For the Period Ended June 30, 2016

For Current Account Period	Cash Balance as of 05.31.2016	Receipts	Disbursements	Electronic Fund Transfers	Payroll	Total Disbursements	Interfund Allocations In	Interfund Allocations Out	FY2016 Adjustments	FY2015 YE Adjustments	Cash Balances as of 06.30.2016	Time Investments	Adjusted Cash Balance as of 06.30.2016	For Current Account Period
<b>GENERAL and ROAD &amp; BRIDGE ... Maintenance &amp; Operating Funds</b>														
F10 General	14,826,496.17	507,967.13	698,127.58	245,815.61	276,327.67	1,220,270.86					14,114,192.44	5,050,000.00	9,064,192.44	F10 General
<b>Road &amp; Bridge Funds</b>														
F15 County Wide	1,326,354.25	52,709.40	19,894.27		2,355.48	22,249.75					1,356,813.90		1,356,813.90	F15 County Wide
F16 Precinct No 1	160,835.63	59.99	11,747.98		14,447.23	26,195.21					134,700.41		134,700.41	F16 Precinct No 1
F17 Precinct No 2	352,972.88	135.61	10,460.21		14,810.29	25,270.50					327,837.99		327,837.99	F17 Precinct No 2
F18 Precinct No 3	250,589.19	91.88	9,334.91		21,425.82	30,760.73					219,920.32		219,920.32	F18 Precinct No 3
F19 Precinct No 4	287,170.35	77.07	69,905.55		27,237.51	97,143.06					190,104.36		190,104.36	F19 Precinct No 4
Sub-Total R&B	2,377,922.30	53,073.93	121,342.92	0.00	80,270.33	201,619.25	0.00	0.00	0.00	0.00	2,229,376.86	0.00	2,229,376.86	Sub-Total R&B
<b>Sub-Totals</b>	<b>17,204,418.47</b>	<b>561,041.06</b>	<b>819,470.50</b>	<b>245,815.61</b>	<b>356,604.00</b>	<b>1,421,890.11</b>	<b>0.00</b>	<b>0.00</b>	<b>0.00</b>	<b>0.00</b>	<b>16,343,569.42</b>	<b>5,050,000.00</b>	<b>11,293,569.42</b>	<b>General / Road &amp; Bridge ... Maintenance &amp; Operating Funds</b>





**GILLESPIE COUNTY, TEXAS**  
**STATEMENT OF**  
**Receipts, Disbursements, Electronic Funds Transfers, Payroll, Interfund Allocations, Adjustments, and Time Investments**  
**of County Funds Managed by County Treasurer**

For the Period Ended June 30, 2016

For Current Account Period	Cash Balance as of 05.31.2016	Receipts	Disbursements	Electronic Fund Transfers	Payroll	Total Disbursements	Interfund Allocations In	Interfund Allocations Out	FY2016 Adjustments	FY2015 Adjustments	Cash Balances as of 06.30.2016	Time Investments	Adjusted Cash Balance as of 06.30.2016	For Current Account Period
<b>SPECIAL REVENUE</b>														
F20 Law Library	4,486.82	1,120.00	792.50			792.50					4,814.32		4,814.32	F20 Law Library
F21 Lateral Road Precinct Depts														F21 Lateral Road Precinct Depts
Precinct No 1	13,291.39					0.00					13,291.39		13,291.39	Precinct No 1
Precinct No 2	6,658.22					0.00					6,658.22		6,658.22	Precinct No 2
Precinct No 3	6,658.22					0.00					6,658.22		6,658.22	Precinct No 3
Precinct No 4	6,658.22		6,658.22			6,658.22					0.00		0.00	Precinct No 4
F24 Probate	31,394.30	161.00				0.00					31,555.30		31,555.30	F24 Probate
F25 Court Reporter	2,104.36	360.00				0.00					2,464.36		2,464.36	F25 Court Reporter
F28 County Records Mgmt	65,741.08	680.17				0.00					66,421.25		66,421.25	F28 County Records Mgmt
F29 County Clerk Records Mgmt	133,379.14	5,025.00	16.66		1,648.89	1,665.55					136,738.59		136,738.59	F29 County Clerk Records Mgmt
F30 Sheriff Forfeiture	51,534.15	17.65	8,015.48			8,015.48					43,536.32		43,536.32	F30 Sheriff Forfeiture
F33 Sheriff Abandoned Vehicle Security	1,204.17	0.49				0.00					1,204.66		1,204.66	F33 Sheriff Abandoned Vehicle Security
F31 Justice Court Bldg Security	31,046.83					0.00					31,046.83		31,046.83	F31 Justice Court Bldg Security
F32 Courthouse Security	1,661.81	706.73	119.50		2,642.96	2,762.46					(393.92)		(393.92)	F32 Courthouse Security
F34 District Clerk Records Mgmt	8,140.94	140.00				0.00					8,280.94		8,280.94	F34 District Clerk Records Mgmt
F35 County & District Courts Technology	18,922.60	308.65				0.00					19,231.25		19,231.25	F35 County & District Courts Technology
F36 Occupancy Tax	451,082.31	15,011.21				0.00					466,093.52		466,093.52	F36 Occupancy Tax
F37 Pretrial Intervention	124,525.71	1,500.00				0.00					126,025.71		126,025.71	F37 Pretrial Intervention
F51 Justice Court Technology	118,423.63					0.00					118,423.63		118,423.63	F51 Justice Court Technology
F72 Airport Operating	1,063,566.91	19,812.18	4,037.38		5,542.41	9,579.79					1,073,799.30		1,073,799.30	F72 Airport Operating
F78 LOOSE-Sheriff	8,069.91		510.00			510.00					7,559.91		7,559.91	F78 LOOSE-Sheriff
F79 LOOSE-Constable 1	8,702.83					0.00					8,702.83		8,702.83	F79 LOOSE-Constable 1
F82 LOOSE-Constable 2	6,649.16					0.00					6,649.16		6,649.16	F82 LOOSE-Constable 2
F81 Tax Assessor-M V I	106.75					0.00					106.75		106.75	F81 Tax Assessor-M V I
F40 Sheriff Equitable Sharing	1,204.63	0.49				0.00					1,205.12		1,205.12	F40 Sheriff Equitable Sharing
<b>Sub-Totals Special Revenue</b>	<b>2,165,214.09</b>	<b>44,843.87</b>	<b>20,149.74</b>	<b>0.00</b>	<b>9,834.26</b>	<b>29,984.00</b>	<b>0.00</b>	<b>0.00</b>	<b>0.00</b>	<b>0.00</b>	<b>2,180,073.66</b>	<b>0.00</b>	<b>2,180,073.66</b>	<b>Sub-Totals Special Revenue</b>



**GILLESPIE COUNTY, TEXAS**  
**STATEMENT OF**  
**Receipts, Disbursements, Electronic Funds Transfers, Payroll, Interfund Allocations, Adjustments, and Time Investments**  
**of County Funds Managed by County Treasurer**

For the Period Ended June 30, 2016

For Current Account Period	Cash Balance as of 05.31.2016	Receipts	Disbursements	Electronic Fund Transfers	Payroll	Total Disbursements	Interfund Allocations In	Interfund Allocations Out	FY2016 Adjustments	FY2015 YE Adjustments	Cash Balances as of 06.30.2016	Time Investments	Adjusted Cash Balance as of 06.30.2016	For Current Account Period
<b>SPECIAL REVENUE ... GRANTS</b>														
F11 Grants ... General - Energy Efficiency	0.00					0.00					0.00		0.00	F11 Grants ... General - Energy Efficiency
F11 Grants ... Law Enforcement, Emergency Services P25 Compliant Radio	0.00					0.00					0.00		0.00	F11 Grants ... Law Enforcement, Emergency Services P25 Compliant Radio
F54 PML ... Loan Star Grant	258.39					0.00					258.39		258.39	F54 PML ... Loan Star Grant
F54 PML ... PAC-HUG Grant	211.40					0.00					211.40		211.40	F54 PML ... PAC-HUG Grant
F71 Airport Capital Project Grant	15.18					0.00					15.18		15.18	F71 Airport Capital Project Grant
<b>Sub-Totals Special Revenue ... Grants</b>	<b>484.97</b>	<b>0.00</b>	<b>0.00</b>	<b>0.00</b>	<b>0.00</b>	<b>0.00</b>	<b>0.00</b>	<b>0.00</b>	<b>0.00</b>	<b>0.00</b>	<b>484.97</b>	<b>0.00</b>	<b>484.97</b>	<b>Sub-Totals Special Revenue ... Grants</b>
<b>CERTIFICATES OF OBLIGATION BONDS and GENERAL OBLIGATION BONDS ... Project Operating Accounts</b>														
F61 GOB Series 2013 ... Jail Project	374,314.50	189.76				0.00					374,504.26		374,504.26	F61 GOB Series 2013 ... Jail Project
<b>Sub-Totals COB ... GOB Operating</b>	<b>374,314.50</b>	<b>189.76</b>	<b>0.00</b>	<b>0.00</b>	<b>0.00</b>	<b>0.00</b>	<b>0.00</b>	<b>0.00</b>	<b>0.00</b>	<b>0.00</b>	<b>374,504.26</b>	<b>0.00</b>	<b>374,504.26</b>	<b>Sub-Totals COB ... GOB Operating</b>
<b>CERTIFICATES OF OBLIGATION BONDS and GENERAL OBLIGATION BONDS ... Interest &amp; Sinking Accounts</b>														
F62 GOB Series 2013 ... Interest & Sinking	569,108.11	12,330.84				0.00					581,438.95		581,438.95	F62 GOB Series 2013 ... Interest & Sinking
F53 COB Series 2001 / GOB Refunding Series 2013 ... Interest & Sinking	65,746.61	2,373.93				0.00					68,120.54		68,120.54	F53 COB Series 2001 / GOB Refunding Series 2013 ... Interest & Sinking
<b>Sub-Totals COB ... GOB I&amp;S</b>	<b>634,854.72</b>	<b>14,704.77</b>	<b>0.00</b>	<b>0.00</b>	<b>0.00</b>	<b>0.00</b>	<b>0.00</b>	<b>0.00</b>	<b>0.00</b>	<b>0.00</b>	<b>649,559.49</b>	<b>0.00</b>	<b>649,559.49</b>	<b>Sub-Totals COB ... GOB I&amp;S</b>

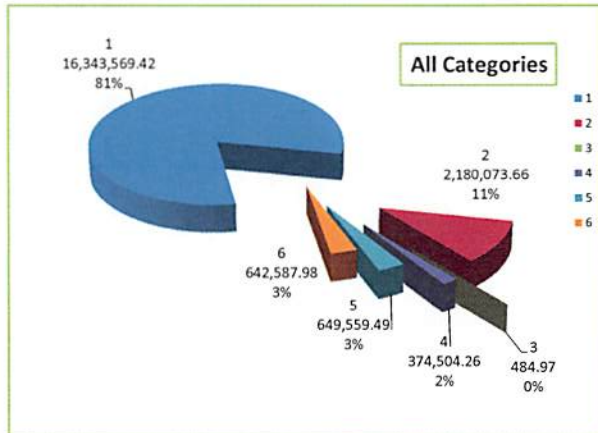
**GILLESPIE COUNTY, TEXAS**  
**STATEMENT OF**  
**Receipts, Disbursements, Electronic Funds Transfers, Payroll, Interfund Allocations, Adjustments, and Time Investments**  
**of County Funds Managed by County Treasurer**

**For the Period Ended June 30, 2016**

For Current Account Period	Cash Balance as of 05.31.2016	Receipts	Disbursements	Electronic Fund Transfers	Payroll	Total Disbursements	Interfund Allocations In	Interfund Allocations Out	FY2016 Adjustments	FY2015 YE Adjustments	Cash Balances as of 06.30.2016	Time Investments	Adjusted Cash Balance as of 06.30.2016	For Current Account Period
----------------------------	-------------------------------	----------	---------------	---------------------------	---------	---------------------	--------------------------	---------------------------	--------------------	-----------------------	--------------------------------	------------------	--	----------------------------

TRUST and AGENCY														
F22 Criminal Justice	24,400.32	8,920.09				0.00					33,320.41		33,320.41	F22 Criminal Justice
F27 Waste Water	410.00	160.00				0.00					570.00		570.00	F27 Waste Water
F80 County Attorney Hot Check	10,242.83	2,035.30	2,341.17			2,341.17					9,936.96		9,936.96	F80 County Attorney Hot Check
F89 McDermott (PML)	139,018.28	56.38				0.00					139,074.66		139,074.66	F89 McDermott (PML)
F92 Breiten (PML)	206,739.84	83.63	519.34			519.34					206,304.13		206,304.13	F92 Breiten (PML)
F85 Justice Of Peace 1	42,070.98	19,747.48	500.00			500.00					61,318.46		61,318.46	F85 Justice Of Peace 1
F86 Justice Of Peace 2	16,687.62	12,370.66	256.00			256.00					28,802.28		28,802.28	F86 Justice Of Peace 2
F83 Appellate Judicial	319.88	160.02				0.00					479.90		479.90	F83 Appellate Judicial
F84 Alternative Dispute Resolution	1,009.69	320.00				0.00					1,329.69		1,329.69	F84 Alternative Dispute Resolution
F90 Unclaimed Monies	54,211.45					0.00					54,211.45		54,211.45	F90 Unclaimed Monies
F94 County Clerk Operating	37,130.69	45,707.93	36,064.69			36,064.69					46,773.93		46,773.93	F94 County Clerk Operating
F95 District Clerk Operating	58,069.78	17,978.98	15,582.65			15,582.65					60,466.11		60,466.11	F95 District Clerk Operating
<b>Sub-Totals Trust and Agency</b>	<b>590,311.36</b>	<b>107,540.47</b>	<b>55,263.85</b>	<b>0.00</b>	<b>0.00</b>	<b>55,263.85</b>	<b>0.00</b>	<b>0.00</b>	<b>0.00</b>	<b>0.00</b>	<b>642,587.98</b>	<b>0.00</b>	<b>642,587.98</b>	<b>Sub-Totals Trust and Agency</b>

TOTALS ALL FUNDS	20,969,598.11	728,319.63	894,884.09	245,815.61	366,438.26	1,507,137.96	0.00	0.00	0.00	0.00	20,190,779.78	5,050,000.00	15,140,779.78	TOTALS ALL FUNDS
------------------	---------------	------------	------------	------------	------------	--------------	------	------	------	------	---------------	--------------	---------------	------------------



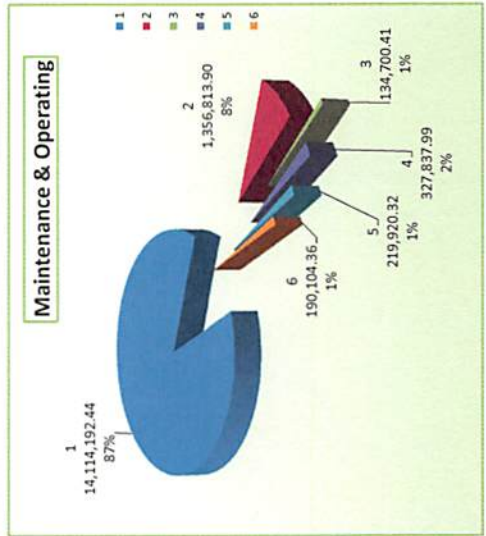
Cash Balances by Category	
As of June 30, 2016	
16,343,569.42	Maintenance & Operating
2,180,073.66	Special Revenue
484.97	Special Revenue ... Grants
374,504.26	Certificates of Obligation Bonds & General Obligation Bonds ... Project Operating
649,559.49	Certificates of Obligation Bonds & General Obligation Bonds ... Interest & Sinking
<u>642,587.98</u>	Trust and Agency
20,190,779.78	



## GILLESPIE COUNTY, TEXAS STATEMENT OF Receipts, Disbursements, Electronic Funds Transfers, Payroll, Interfund Allocations, Adjustments, and Time Investments of County Funds Managed by County Treasurer

Fiscal Year to Date as of Period Ended June 30, 2016

For Current Account Period	Cash Balance as of 09.30.2015	Receipts	Disbursements	Electronic Fund Transfers	Payroll	Total Disbursements	Interfund Allocations In	Interfund Allocations Out	FY2016 Adjustments	FY2015 Adjustments	Cash Balances as of 06.30.2016	Time Investments	Adjusted Cash Balance as of 06.30.2016	For Current Account Period
<b>GENERAL and ROAD &amp; BRIDGE Maintenance &amp; Operating Funds</b>														
F10 General	10,425,972.66	13,784,401.91	5,221,815.39	2,252,563.23	2,621,783.51	10,096,182.13					14,114,192.44	5,050,000.00	9,064,192.44	F10 General
<b>Road &amp; Bridge Funds</b>														
F15 County Wide	341,842.65	2,519,975.19	160,582.71		21,921.23	182,503.94		1,322,500.00			1,356,813.90		1,356,813.90	F15 County Wide
F16 Precinct No 1	268,572.55	3,878.98	329,598.13		152,652.99	482,251.12	344,500.00				134,700.41		134,700.41	F16 Precinct No 1
F17 Precinct No 2	267,713.97	709.45	94,664.00		133,921.43	228,585.43	288,000.00				327,837.99		327,837.99	F17 Precinct No 2
F18 Precinct No 3	268,676.90	503.08	230,337.16		181,922.50	412,259.66	363,000.00				219,920.32		219,920.32	F18 Precinct No 3
F19 Precinct No 4	269,015.94	4,154.35	243,171.70		168,894.23	410,065.93	327,000.00				190,104.36		190,104.36	F19 Precinct No 4
Sub-Total R&B	1,415,627.01	2,529,221.05	1,058,353.70	0.00	657,312.38	1,715,666.06	1,322,500.00	1,322,500.00	0.00	0.00	2,229,376.66	0.00	2,229,376.66	Sub-Total R&B
<b>Sub-Totals General / Road &amp; Bridge Maintenance &amp; Operating Funds</b>	<b>11,841,794.67</b>	<b>16,313,622.96</b>	<b>6,280,169.09</b>	<b>2,252,563.23</b>	<b>3,279,095.89</b>	<b>11,811,848.21</b>	<b>1,322,500.00</b>	<b>1,322,500.00</b>	<b>0.00</b>	<b>0.00</b>	<b>16,343,569.42</b>	<b>5,050,000.00</b>	<b>11,293,569.42</b>	<b>Sub-Totals General / Road &amp; Bridge Maintenance &amp; Operating Funds</b>





**GILLESPIE COUNTY, TEXAS**  
**STATEMENT OF**  
**Receipts, Disbursements, Electronic Funds Transfers, Payroll, Interfund Allocations, Adjustments, and Time Investments**  
**of County Funds Managed by County Treasurer**

Fiscal Year to Date as of Period Ended June 30, 2016

For Current Account Period	Cash Balance as of 09.30.2015	Receipts	Disbursements	Electronic Fund Transfers	Payroll	Total Disbursements	Interfund Allocations In	Interfund Allocations Out	FY2016 Adjustments	FY2015 Adjustments	Cash Balances as of 06.30.2016	Time Investments	Adjusted Cash Balance as of 06.30.2016	For Current Account Period
<b>SPECIAL REVENUE</b>														
F20 Law Library	7,760.46	11,053.73	13,999.87			13,999.87					4,814.32		4,814.32	F20 Law Library
F21 Lateral Road Precinct Depts														F21 Lateral Road Precinct Depts
Precinct No 1	6,633.18	6,658.21				0.00					13,291.39		13,291.39	Precinct No 1
Precinct No 2	0.00	6,658.22				0.00					6,658.22		6,658.22	Precinct No 2
Precinct No 3	0.00	6,658.22				0.00					6,658.22		6,658.22	Precinct No 3
Precinct No 4	0.00	6,658.22	6,658.22			6,658.22					0.00		0.00	Precinct No 4
F24 Probate	29,772.98	2,511.78	729.46			729.46					31,555.30		31,555.30	F24 Probate
F25 Court Reporter	467.33	2,847.03	850.00			850.00					2,464.36		2,464.36	F25 Court Reporter
F28 County Records Mgmt	91,506.18	6,028.67	31,113.60			31,113.60					66,421.25		66,421.25	F28 County Records Mgmt
F29 County Clerk Records Mgmt	103,515.09	51,554.78	55.58		18,275.70	18,331.28					136,738.59		136,738.59	F29 County Clerk Records Mgmt
F30 Sheriff Forfeiture	37,627.93	13,982.87	8,074.48			8,074.48					43,536.32		43,536.32	F30 Sheriff Forfeiture
F93 Sheriff Abandoned Vehicle	1,201.61	3.05				0.00					1,204.66		1,204.66	F93 Sheriff Abandoned Vehicle
F31 Justice Court Bldg Security	29,522.59	1,524.24				0.00					31,046.83		31,046.83	F31 Justice Court Bldg Security
F32 Courthouse Security	2,097.39	11,866.84	471.31		13,886.84	14,358.15					(393.92)		(393.92)	F32 Courthouse Security
F34 District Clerk Records Mgmt	7,114.22	1,166.72				0.00					8,280.94		8,280.94	F34 District Clerk Records Mgmt
F35 County & District Courts Technology	16,756.67	2,474.58				0.00					19,231.25		19,231.25	F35 County & District Courts Technology
F36 Occupancy Tax	538,177.10	349,639.56	421,723.14			421,723.14					466,093.52		466,093.52	F36 Occupancy Tax
F37 Pretrial Intervention	123,025.71	3,000.00				0.00					126,025.71		126,025.71	F37 Pretrial Intervention
F51 Justice Court Technology	112,119.89	6,303.74				0.00					118,423.63		118,423.63	F51 Justice Court Technology
F72 Airport Operating	1,037,772.61	148,587.24	59,296.49		53,264.06	112,560.55					1,073,799.30		1,073,799.30	F72 Airport Operating
F78 LOOSE -Sheriff	4,028.28	4,041.63	510.00			510.00					7,559.91		7,559.91	F78 LOOSE -Sheriff
F79 LOOSE- Constable 1	8,038.15	664.68				0.00					8,702.83		8,702.83	F79 LOOSE- Constable 1
F82 LOOSE-Constable 2	5,984.48	664.68				0.00					6,649.16		6,649.16	F82 LOOSE-Constable 2
F81 Tax Assessor-M V I	106.75					0.00					106.75		106.75	F81 Tax Assessor-M V I
F40 Sheriff Equitable Sharing	1,202.07	3.05				0.00					1,205.12		1,205.12	F40 Sheriff Equitable Sharing
<b>Sub-Totals Special Revenue</b>	<b>2,164,430.67</b>	<b>644,551.74</b>	<b>543,482.15</b>	<b>0.00</b>	<b>85,426.60</b>	<b>628,908.75</b>	<b>0.00</b>	<b>0.00</b>	<b>0.00</b>	<b>0.00</b>	<b>2,160,073.66</b>	<b>0.00</b>	<b>2,160,073.66</b>	<b>Sub-Totals Special Revenue</b>

**GILLESPIE COUNTY, TEXAS**  
**STATEMENT OF**  
**Receipts, Disbursements, Electronic Funds Transfers, Payroll, Interfund Allocations, Adjustments, and Time Investments**  
**of County Funds Managed by County Treasurer**

Fiscal Year to Date as of Period Ended June 30, 2016

For Current Account Period	Cash Balance as of 06.30.2015	Receipts	Disbursements	Electronic Fund Transfers	Payroll	Total Disbursements	Interfund Allocations In	Interfund Allocations Out	FY2016 Adjustments	FY2015 YE Adjustments	Cash Balances as of 06.30.2016	Time Investments	Adjusted Cash Balance as of 06.30.2016	For Current Account Period
-------------------------------	--	----------	---------------	------------------------------	---------	------------------------	--------------------------------	---------------------------------	-----------------------	-----------------------------	---	---------------------	---	-------------------------------

SPECIAL REVENUE ... GRANTS														
F11 Grants ... General - Energy Efficiency	0.00					0.00					0.00		0.00	
F11 Grants ... Law Enforcement, Emergency Services P25 Compliant Radio	0.00					0.00					0.00		0.00	
F54 PML ... Loan Star Grant	258.39					0.00					258.39		258.39	
F54 PML ... PAC-HUG Grant	211.40					0.00					211.40		211.40	
F71 Airport Capital Project Grant	15.18					0.00					15.18		15.18	
<b>Sub-Totals</b>	<b>484.97</b>	<b>0.00</b>	<b>0.00</b>	<b>0.00</b>	<b>0.00</b>	<b>0.00</b>	<b>0.00</b>	<b>0.00</b>	<b>0.00</b>	<b>0.00</b>	<b>484.97</b>	<b>0.00</b>	<b>484.97</b>	<b>0.00</b>
<b>Special Revenue ... Grants</b>														

CERTIFICATES OF OBLIGATION BONDS and GENERAL OBLIGATION BONDS ... Project Operating Accounts														
F61 GOB Series 2013 ... Jail Project	491,873.19	1,262.39	118,631.32			118,631.32					374,504.26		374,504.26	
<b>Sub-Totals</b>	<b>491,873.19</b>	<b>1,262.39</b>	<b>118,631.32</b>	<b>0.00</b>	<b>0.00</b>	<b>118,631.32</b>	<b>0.00</b>	<b>0.00</b>	<b>0.00</b>	<b>0.00</b>	<b>374,504.26</b>	<b>0.00</b>	<b>374,504.26</b>	<b>0.00</b>
<b>COB ... GOB Operating</b>														

CERTIFICATES OF OBLIGATION BONDS and GENERAL OBLIGATION BONDS ... Interest & Sinking Accounts														
F62 GOB Series 2013 ... Interest & Sinking	176,091.44	1,188,372.51		783,025.00		783,025.00					581,438.95		581,438.95	
F53 COB Series 2001 / GOB Refunding Series 2013 ... Interest & Sinking	22,393.57	210,434.47	750.00	163,957.50		164,707.50					68,120.54		68,120.54	
<b>Sub-Totals</b>	<b>198,485.01</b>	<b>1,398,806.98</b>	<b>750.00</b>	<b>946,982.50</b>	<b>0.00</b>	<b>947,732.50</b>	<b>0.00</b>	<b>0.00</b>	<b>0.00</b>	<b>0.00</b>	<b>649,559.49</b>	<b>0.00</b>	<b>649,559.49</b>	<b>0.00</b>
<b>COB ... GOB I&amp;S</b>														

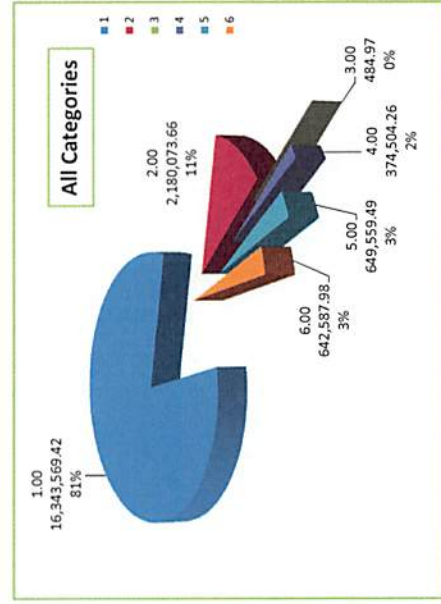


## GILLESPIE COUNTY, TEXAS STATEMENT OF Receipts, Disbursements, Electronic Funds Transfers, Payroll, Interfund Allocations, Adjustments, and Time Investments of County Funds Managed by County Treasurer

Fiscal Year to Date as of Period Ended June 30, 2016

For Current Account Period	Cash Balance as of 09.30.2015	Receipts	Disbursements	Electronic Fund Transfers	Payroll	Total Disbursements	Interfund Allocations In	Interfund Allocations Out	FY2016 Adjustments	FY2015 YE Adjustments	Cash Balances as of 06.30.2016	Time Investments	Adjusted Cash Balance as of 06.30.2016	For Current Account Period
<b>TRUST and AGENCY</b>														
F22 Criminal Justice	54,332.95	203,038.37	1,342.09	222,708.82		224,050.91					33,320.41		33,320.41	F22 Criminal Justice
F27 Waste Water	650.00	1,560.00	1,640.00			1,640.00					570.00		570.00	F27 Waste Water
F80 County Attorney Hot Check	11,784.05	33,579.58	35,426.67			35,426.67					9,936.96		9,936.96	F80 County Attorney Hot Check
F89 McDermott (PML)	138,721.86	352.80				0.00					139,074.66		139,074.66	F89 McDermott (PML)
F92 Breiten (PML)	207,231.35	525.06	1,452.28			1,452.28					206,304.13		206,304.13	F92 Breiten (PML)
F85 Justice Of Peace 1	39,391.40	218,286.21	196,359.15			196,359.15					61,318.46		61,318.46	F85 Justice Of Peace 1
F86 Justice Of Peace 2	16,066.07	167,298.66	154,562.45			154,562.45					28,802.28		28,802.28	F86 Justice Of Peace 2
F83 Appellate Judicial	777.34	1,575.21	1,872.65			1,872.65					479.90		479.90	F83 Appellate Judicial
F84 Alternative Dispute Resolution	2,195.50	4,140.12	5,005.93			5,005.93					1,329.69		1,329.69	F84 Alternative Dispute Resolution
F90 Unclaimed Monies	54,211.45					0.00					54,211.45		54,211.45	F90 Unclaimed Monies
F94 County Clerk Operating	42,645.44	386,483.94	382,355.45			382,355.45					46,773.93		46,773.93	F94 County Clerk Operating
F95 District Clerk Operating	71,669.36	168,130.77	179,334.02			179,334.02					60,466.11		60,466.11	F95 District Clerk Operating
<b>Sub-Totals Trust and Agency</b>	<b>639,676.77</b>	<b>1,184,970.72</b>	<b>959,350.69</b>	<b>222,708.82</b>	<b>0.00</b>	<b>1,182,059.51</b>	<b>0.00</b>	<b>0.00</b>	<b>0.00</b>	<b>0.00</b>	<b>642,587.98</b>	<b>0.00</b>	<b>642,587.98</b>	<b>Sub-Totals Trust and Agency</b>

TOTALS ALL FUNDS	15,336,745.28	19,543,214.79	7,902,383.25	3,422,274.55	3,364,522.49	14,689,180.29	1,322,500.00	1,322,500.00	0.00	0.00	20,190,779.78	5,050,000.00	15,140,779.78	TOTALS ALL FUNDS
------------------	---------------	---------------	--------------	--------------	--------------	---------------	--------------	--------------	------	------	---------------	--------------	---------------	------------------





**FY2015-2016**  
**GILLESPIE COUNTY, TEXAS**  
**STATEMENT OF**  
**Fund Cash/ Investment Balances of All County Funds Managed By County Treasurer**

FUND DESCRIPTION ACTIVE FUNDS		FY2016	FY2015	FY2014	FY2013	FY2012	FY2011	FY2010	FY2009	FY2008	FY2007	FY2006	FY2005
		As of 06.30.2016	As Of Fiscal Year Ending Date										
<b>GENERAL and ROAD &amp; BRIDGE Maintenance &amp; Operating</b>													
<b>F10</b>	<b>General Fund</b>												
	All Departments	14,114,192.44	10,425,972.66	9,427,791.73	7,929,967.87	6,382,410.44	7,099,577.50	8,058,141.42	9,262,263.41	8,857,295.99	7,871,493.01	6,391,051.39	4,764,571.70
	<b>Road &amp; Bridge</b>												
F15	County Wide	1,356,813.90	341,842.65	378,620.01	285,411.34	269,007.62	247,933.84	231,323.63	415,645.89	590,087.10	266,135.87	214,879.76	325,631.63
F16	Precinct No 1	134,700.41	268,572.55	241,992.22	241,285.37	245,176.66	314,264.01	419,950.01	310,192.73	159,578.97	288,106.85	214,159.86	146,948.45
F17	Precinct No 2	327,837.99	267,713.97	250,708.69	263,049.77	258,790.65	290,025.28	437,336.83	225,655.61	238,217.17	214,371.88	129,291.12	143,620.74
F18	Precinct No 3	219,920.32	268,676.90	143,588.42	266,091.82	255,513.57	302,798.14	356,974.50	189,553.20	94,153.92	261,697.98	131,482.78	89,710.29
F19	Precinct No 4	190,104.36	269,015.94	228,968.64	296,509.28	242,510.97	296,473.77	334,265.94	297,466.40	205,119.63	294,441.60	144,424.27	87,076.99
	Road & Bridge Sub-Totals	2,229,376.98	1,415,822.01	1,243,877.98	1,352,347.58	1,270,999.47	1,451,495.04	1,779,850.91	1,438,513.83	1,287,156.79	1,324,754.18	834,237.79	792,988.10
	<b>Sub-Totals</b> <b>General and Road &amp; Bridge</b> <b>Maintenance &amp; Operating</b>	<b>16,343,569.42</b>	<b>11,841,794.67</b>	<b>10,671,669.71</b>	<b>9,282,315.45</b>	<b>7,653,409.91</b>	<b>8,551,072.54</b>	<b>9,837,992.33</b>	<b>10,700,777.24</b>	<b>10,144,452.78</b>	<b>9,196,247.19</b>	<b>7,225,289.18</b>	<b>5,557,559.80</b>

**FY2015-2016  
GILLESPIE COUNTY, TEXAS  
STATEMENT OF  
Fund Cash/ Investment Balances of All County Funds Managed By County Treasurer**

FUND DESCRIPTION ACTIVE FUNDS		FY2016	FY2015	FY2014	FY2013	FY2012	FY2011	FY2010	FY2009	FY2008	FY2007	FY2006	FY2005
		As of 06.30.2016	As Of Fiscal Year Ending Date										
<b>SPECIAL REVENUE</b>													
F20	Law Library	4,814.32	7,760.46	13,480.79	22,378.86	28,338.91	39,192.23	43,400.98	41,852.55	42,419.59	40,079.68	36,066.66	31,284.42
F21	Lateral Road Precinct Depts									31,328.62	18,897.94	0.00	12,377.05
	Precinct No 1	13,291.39	6,633.18	0.00	0.00	0.00	0.00	0.00	0.00				
	Precinct No 2	6,658.22	0.00	0.00	0.00	0.00	0.00	0.00	0.00				
	Precinct No 3	6,658.22	0.00	0.00	0.00	0.00	0.00	0.00	0.00				
	Precinct No 4	0.00	0.00	0.00	0.00	0.00	0.00	0.00	0.00				
F24	Probate Training	31,555.30	29,772.98	26,340.90	23,622.04	19,141.40	16,237.87	12,211.95	9,105.91	5,897.08	3,645.71	3,765.83	3,195.83
F25	Court Reporter Service	2,464.36	467.33	236.68	2,457.15	772.43	531.72	3,586.72	3,925.99	4,749.95	4,047.90	5,121.28	5,477.58
F28	County Records Mgt	66,421.25	91,506.18	83,503.81	75,768.96	68,085.54	60,798.05	85,746.02	83,499.27	78,601.53	67,393.03	58,717.22	51,017.76
F29	County Clerk Rcds Mgt	136,738.59	103,515.09	86,517.49	60,025.77	49,201.97	50,654.52	68,198.97	73,472.48	70,443.27	82,242.00	72,150.57	72,669.38
F30	Sheriff Forfeiture	43,536.32	37,627.93	15,712.92	15,899.44	11,441.71	7,858.55	9,611.45	9,686.21	7,929.49	7,672.56	7,249.58	5,649.05
F97	Sheriff Abandoned Vehicle	1,204.66	1,201.61	1,199.37	1,197.57	1,195.50	1,193.43	1,191.12	1,188.59				
F31	Justice Court Bldg Security	31,046.83	29,522.59	27,149.25	24,171.38	21,074.90	18,274.01	14,515.70	10,916.77	7,584.19	4,002.12	1,179.63	
F32	Courthouse Security	(393.92)	2,097.39	12,630.03	44,053.70	71,743.76	102,026.09	130,994.24	144,526.10	135,480.79	121,098.83	107,026.56	97,568.68
F34	Distist Clerk Records Mgmt	8,280.94	7,114.22	5,630.28	5,335.50	3,698.05	5,990.38	4,439.59	2,786.99	1,052.78	1,379.12	3,360.24	2,440.00
F35	County & District Courts Technology	19,231.25	16,756.67	13,523.64	11,667.87	8,337.60	5,132.39	1,816.93					
F36	Occupacy Tax	466,093.52	538,177.10	447,100.78	390,614.91	338,673.95	308,813.75	320,237.64	317,065.36	247,888.90	119,121.10	0.00	
F37	Pretrial Intervention	126,025.71	123,025.71	123,025.71	122,525.71	114,790.71	66,662.71	28,926.64	13,800.00	7,300.00			
F51	Justice Court Technology	118,423.63	112,119.89	102,554.58	90,599.26	78,070.58	74,024.21	58,891.29	45,290.75	33,688.80	21,166.16	9,714.42	4,805.84
F72	Airport Operating	1,073,799.30	1,037,772.61	598,769.47	573,788.08	89,165.48	23,728.30	11,341.82	73,880.94	31,324.65	16,738.96	39,251.50	24,529.76
F78	LEOSE-Sheriff	7,559.91	4,028.28	2,058.58	0.00	1,126.08	4,026.08	2,976.21	7,014.12	5,446.60	4,467.33	3,818.12	2,074.71
F79	LEOSE-Constable 1	8,702.83	8,038.15	7,379.00	6,728.73	6,728.73	6,748.73	6,086.06	5,498.36	4,837.67	4,167.79	3,560.06	2,890.67
F82	LEOSE-Constable 2	6,649.16	5,984.48	6,105.88	5,455.61	5,455.61	5,455.61	5,537.84	5,421.92	4,761.23	4,091.35	3,785.87	3,116.48
F81	Tax Assessor M V I	106.75	106.75	106.75	106.75	106.75	95.92	73.66	73.66	0.00	2,290.79	2,178.41	1,833.73
F40	Sheriff Equitable Sharing	1,205.12	1,202.07	1,200.17									
	<b>Sub-Totals Special Revenue</b>	<b>2,180,073.66</b>	<b>2,164,430.67</b>	<b>1,574,226.08</b>	<b>1,476,397.29</b>	<b>917,149.66</b>	<b>797,444.55</b>	<b>809,784.83</b>	<b>849,005.97</b>	<b>720,735.14</b>	<b>522,502.37</b>	<b>356,945.95</b>	<b>320,930.94</b>



**FY2015-2016  
GILLESPIE COUNTY, TEXAS  
STATEMENT OF  
Fund Cash/ Investment Balances of All County Funds Managed By County Treasurer**

FUND DESCRIPTION ACTIVE FUNDS	FY2016	FY2015	FY2014	FY2013	FY2012	FY2011	FY2010	FY2009	FY2008	FY2007	FY2006	FY2005
----------------------------------	--------	--------	--------	--------	--------	--------	--------	--------	--------	--------	--------	--------

As of 06.30.2016

As Of Fiscal Year Ending Date

**SPECIAL REVENUE ... GRANTS**

F11	Grants ... General - Energy Efficiency	0.00	0.00	0.00	0.00	0.00	38.98					
F11	Grants ... Law Enforcement, Emergency Services P25 Compliant Radio	0.00	0.00	75,248.14	(78,346.14)	0.00						
F54	PML...Loan Star Grant	258.39	258.39	258.39	258.39	258.39	258.39	254.04	345.29	522.91	293.50	65.12
F54	PML...PAC-HUG Grant	211.40	211.40	211.40	211.40	211.40	211.40	211.40	211.06	209.40	6,634.72	6,307.45
F71	Airport Capital Project Grant	15.18	15.18	15.18	11,795.25							
<b>Sub-Totals</b>		<b>484.97</b>	<b>484.97</b>	<b>75,733.11</b>	<b>(66,081.10)</b>	<b>469.79</b>	<b>508.77</b>	<b>465.44</b>	<b>556.35</b>	<b>732.31</b>	<b>6,928.22</b>	<b>6,372.57</b>
<b>Special Revenue ... Grants</b>												<b>28.36</b>

**CERTIFICATES OF OBLIGATION BONDS and GENERAL OBLIGATION BONDS  
Operating Accounts**

F61	GOB Series 2013 ... Jail Project	374,504.26	491,873.19	5,249,856.00	13,952,401.46							
<b>Sub-Totals</b>		<b>374,504.26</b>	<b>491,873.19</b>	<b>5,249,856.00</b>	<b>13,952,401.46</b>	<b>0.00</b>	<b>0.00</b>	<b>0.00</b>	<b>0.00</b>	<b>0.00</b>	<b>0.00</b>	<b>0.00</b>
<b>COB ... GOB Operating</b>												<b>0.00</b>

**CERTIFICATES OF OBLIGATION BONDS and GENERAL OBLIGATION BONDS  
Interest & Sinking Accounts**

F62	GOB Series 2013 ... Interest & Sinking	581,438.95	176,091.44	186,733.10	33,431.94							
F53	COB Series 2001 / GOB Refunding Series 2013 ... Interest & Sinking	68,120.54	22,393.57	30,914.07	37,851.74	30,199.42	28,061.84	2,624.28	8,069.04	82,110.37	95,558.09	31,073.48
<b>Sub-Totals</b>		<b>649,559.49</b>	<b>198,485.01</b>	<b>217,647.17</b>	<b>71,283.68</b>	<b>30,199.42</b>	<b>28,061.84</b>	<b>2,624.28</b>	<b>8,069.04</b>	<b>82,110.37</b>	<b>95,558.09</b>	<b>31,073.48</b>
<b>COB ... GOB I&amp;S</b>												<b>23,260.33</b>



**FY2015-2016  
GILLESPIE COUNTY, TEXAS  
STATEMENT OF  
Fund Cash/ Investment Balances of All County Funds Managed By County Treasurer**

FUND DESCRIPTION ACTIVE FUNDS	FY2016	FY2015	FY2014	FY2013	FY2012	FY2011	FY2010	FY2009	FY2008	FY2007	FY2006	FY2005
----------------------------------	--------	--------	--------	--------	--------	--------	--------	--------	--------	--------	--------	--------

As of 06.30.2016

As Of Fiscal Year Ending Date

TRUST and AGENCY													
F22	Criminal Justice	33,320.41	54,332.95	56,439.35	62,059.07	51,843.04	61,241.11	72,063.98	65,435.27	86,647.15	71,204.17	56,514.01	47,492.20
F27	Waste Water	570.00	650.00	610.00	500.00	660.00	450.00	630.00	590.00	910.00	300.00	2,500.00	1,090.00
F80	County Attorney Hot Check	9,936.96	11,784.05	11,142.69	17,676.23	21,388.16	14,191.24	6,555.71	23,288.36	13,177.74	8,791.79	9,641.14	9,240.53
F89	McDermott (PML)	139,074.66	138,721.86	144,339.67	145,002.86	144,748.09	155,460.28	157,606.59	157,267.26	155,991.94	150,937.08	143,185.65	138,423.71
F92	Breiten (PML)	206,304.13	207,231.35	213,777.98	232,518.32	242,104.78	263,175.02	295,903.52	295,266.14	292,871.78	283,381.35	374,330.42	416,034.73
F85	Justice Peace No 1	61,318.46	39,391.40	36,196.17	38,870.87	32,802.78	31,544.44	42,704.30	27,861.46	32,606.50	31,714.74	31,364.72	20,388.07
F86	Justice Peace No 2	28,802.28	16,066.07	25,655.83	23,579.31	23,495.92	25,400.31	30,650.37	26,998.27	29,161.96	34,657.77	22,634.54	22,782.46
F83	Appellate Judicial	479.90	777.34	703.81	1,315.45	1,354.03	1,180.92	1,181.94	1,075.75	1,547.53	1,154.53	1,161.47	819.50
F84	Alternative Dispute	1,329.69	2,195.50	720.00	1,796.86	1,493.98	2,087.71	1,840.22	1,664.85	1,697.66	2,052.55	2,024.68	6,530.00
F90	Unclaimed Monies	54,211.45	54,211.45	55,949.27	50,746.77	48,698.94	47,544.20	47,757.66	46,394.14	43,344.41	36,840.41	5,213.28	4,961.20
F94	County Clerk Operating	46,773.93	42,645.44	43,947.02	33,039.61	38,409.66	32,375.08	41,376.98					
F95	District Clerk Operating	60,466.11	71,669.36	86,979.66	41,113.16	41,651.53	48,532.38	47,975.16					
<b>Sub-Totals Trust &amp; Agency</b>		<b>642,587.98</b>	<b>639,676.77</b>	<b>676,461.45</b>	<b>648,218.51</b>	<b>648,650.91</b>	<b>683,182.69</b>	<b>746,246.43</b>	<b>645,841.50</b>	<b>657,956.67</b>	<b>621,034.39</b>	<b>648,569.91</b>	<b>667,762.40</b>

TOTALS ALL ACTIVE FUNDS	FY2016	FY2015	FY2014	FY2013	FY2012	FY2011	FY2010	FY2009	FY2008	FY2007	FY2006	FY2005
	20,190,779.78	15,336,745.28	18,465,593.52	25,364,535.29	9,249,879.69	10,060,270.39	11,397,113.31	12,204,250.10	11,605,987.27	10,442,270.26	8,268,251.09	6,569,541.83
	FY2016 As of 06.30.2016								FY2008 As Of Fiscal Year Ending Date			

**FY2015-2016  
GILLESPIE COUNTY, TEXAS  
STATEMENT OF  
Fund Cash/ Investment Balances of All County Funds Managed By County Treasurer**

FUND DESCRIPTION INACTIVE FUNDS	FY2016	FY2015	FY2014	FY2013	FY2012	FY2011	FY2010	FY2009	FY2008	FY2007	FY2006	FY2005
------------------------------------	--------	--------	--------	--------	--------	--------	--------	--------	--------	--------	--------	--------

As of 06.30.2016

As Of Fiscal Year Ending Date

INACTIVE FUNDS													
F99	Light Up The Block	0.00	3.48	3.48	3.48	3.48	3.48	73.05	90.54	47.76	0.00	0.00	
F87	Flora Eckert					0.00	0.00	2,633.35	4,511.42	6,484.28	6,274.17	5,951.99	5,682.06
F49	Homeland Security (2)					0.00	0.00	0.00	0.00	0.00	0.00	0.00	
F50	Homeland Security					0.00	0.00	0.00	0.00	0.00	100.00	0.00	
F88	Krikorian					0.00	0.00	28,000.00	26,700.71	25,835.51	25,117.93	24,942.10	
F38	Intoxication/Drug Court					0.00	0.00	0.00	869.40				
F33	Graffiti Eradication					0.00	0.00	0.00	0.00	0.00	0.00	0.00	
F52	COB Series 2001					0.00	0.00	0.00	0.00	0.00	0.00	0.00	
F--	County Court Records Archive...							0.00	0.00	0.00	0.00	0.00	
F55	TIF Grant												
F56	1997 TCHCA-Fbg												
F74	Airport Economic												
F60	Post Office Certificates												
F26	Historical Commission												
F57	Harper-1996TCDP												
F58	Stonewall Grant #2												
F59	Stonewall Grant #1												
F91	DWI Educational												
F73	Airport Master												
F14	Internal Inventory												
<b>TOTALS ALL INACTIVE FUNDS</b>		<b>0.00</b>	<b>0.00</b>	<b>0.00</b>	<b>0.00</b>	<b>0.00</b>	<b>0.00</b>	<b>2,633.35</b>	<b>32,511.42</b>	<b>34,054.39</b>	<b>32,109.68</b>	<b>31,169.92</b>	<b>30,624.16</b>

<b>TOTALS ALL FUNDS</b>		<b>20,190,779.78</b>	<b>15,336,745.28</b>	<b>18,465,593.52</b>	<b>25,364,535.29</b>	<b>9,249,879.69</b>	<b>10,060,270.39</b>	<b>11,399,746.66</b>	<b>12,236,761.52</b>	<b>11,640,041.66</b>	<b>10,474,379.94</b>	<b>8,299,421.01</b>	<b>6,600,165.99</b>
		FY2016	FY2015	FY2014	FY2013	FY2012	FY2011	FY2010	FY2009	FY2008	FY2007	FY2006	FY2005
		As of 06.30.2016											As Of Fiscal Year Ending Date



**GILLESPIE COUNTY, TEXAS  
STATEMENT OF  
Maintenance & Operating Accounts**

	FY2016 as of 06.3.2016	FY2015	FY2014	FY2013	FY2012	FY2011	FY2010	FY2009	FY2008	FY2007	FY2006	FY2005	FY2004
	As Of Fiscal Year Ending Date												
GENERAL and ROAD & BRIDGE Maintenance & Operating	Revenues Inclusive Interfund Allocations												
<b>General M&amp;O</b>													
F10 General Fund	13,784,401.91	14,328,862.53	12,755,375.08	12,660,309.58	10,657,906.95	10,270,640.00	10,012,774.28	10,028,550.21	9,924,012.18	9,490,558.36	8,835,351.86	7,552,137.53	6,694,818.95
General Fund Over/(Under) Prior Period	(544,460.62)	1,573,487.45	95,065.50	2,002,402.63	387,266.95	257,865.72	(15,775.93)	104,538.03	433,453.82	655,206.50	1,283,214.33	857,318.58	
General Fund Cumulative Change for Periods Shown	7,089,582.96	7,634,043.58	6,060,556.13	5,965,490.63	3,963,088.00	3,575,821.05	3,317,955.33	3,333,731.26	3,229,193.23	2,795,739.41	2,140,532.91	857,318.58	
<b>Road &amp; Bridge M&amp;O</b>													
F15 County Wide	2,519,975.19	2,505,423.71	2,340,392.13	2,406,186.26	2,332,689.79	2,238,480.99	2,655,743.60	2,455,013.90	2,407,977.22	1,729,457.34	1,503,999.95	1,460,739.18	1,803,469.90
F16 Precinct No 1	348,378.98	553,250.36	562,311.15	535,823.96	495,287.80	435,659.70	744,672.18	777,666.49	466,454.42	389,503.85	464,726.41	353,441.58	363,007.70
F17 Precinct No 2	288,709.45	501,916.42	470,090.32	458,483.76	393,971.07	360,599.55	696,129.62	488,100.77	437,920.95	414,722.93	340,778.11	382,243.78	249,193.16
F18 Precinct No 3	363,503.08	835,249.40	653,606.04	774,237.93	893,200.46	815,249.25	827,083.23	773,976.99	580,570.58	415,908.20	451,128.21	381,907.46	446,687.99
F19 Precinct No 4	<u>331,154.35</u>	<u>518,659.61</u>	<u>444,169.11</u>	<u>503,497.57</u>	<u>395,510.13</u>	<u>490,546.26</u>	<u>554,193.35</u>	<u>558,733.58</u>	<u>486,036.38</u>	<u>388,009.34</u>	<u>303,825.82</u>	<u>350,971.44</u>	<u>248,722.06</u>
Sub-Total R&B	3,851,721.05	4,914,499.50	4,470,568.75	4,678,229.48	4,510,659.25	4,340,535.75	5,477,821.98	5,053,491.73	4,378,959.55	3,337,601.66	3,064,458.50	2,929,303.44	3,111,080.81
Road & Bridge Over/(Under) Prior Period	(1,062,778.45)	443,930.75	(207,660.73)	167,570.23	170,123.50	(1,137,286.23)	424,330.25	674,532.18	1,041,357.89	273,143.16	135,155.06	(181,777.37)	
Road & Bridge Cumulative Change for Periods Shown	740,640.24	1,803,418.69	1,359,487.94	1,567,148.67	1,399,578.44	1,229,454.94	2,366,741.17	1,942,410.92	1,267,878.74	226,520.85	(46,622.31)	(181,777.37)	
<b>Overall Totals General / Road &amp; Bridge M&amp;O</b>	17,636,122.96	19,243,362.03	17,225,943.83	17,338,539.06	15,168,566.20	14,611,175.75	15,490,596.26	15,082,041.94	14,302,971.73	12,828,160.02	11,899,810.36	10,481,440.97	9,805,899.76
Overall Over/(Under) Prior Period	(1,607,239.07)	2,017,418.20	(112,595.23)	2,169,972.86	557,390.45	(879,420.51)	408,554.32	779,070.21	1,474,811.71	928,349.66	1,418,369.39	675,541.21	
Overall Cumulative Change for Periods Shown	7,830,223.20	9,437,462.27	7,420,044.07	7,532,639.30	5,362,666.44	4,805,275.99	5,684,696.50	5,276,142.18	4,497,071.97	3,022,260.26	2,093,910.60	675,541.21	

GILLESPIE COUNTY, TEXAS  
STATEMENT OF  
Maintenance & Operating Accounts

		FY2016 as of 06.3.2016	FY2015	FY2014	FY2013	FY2012	FY2011	FY2010	FY2009	FY2008	FY2007	FY2006	FY2005	FY2004
		As Of Fiscal Year Ending Date												
GENERAL and ROAD & BRIDGE Maintenance & Operating		Expenditures Inclusive Interfund Allocations and Adjustments												
<b>General M&amp;O</b>				Includes FY2014 year end adjustment of \$75,248.14 from F11 Grants, Law Enforcement										
F10	General Fund	10,096,182.13	13,330,681.60	11,257,551.22	11,112,752.15	11,375,074.01	11,229,203.92	11,216,896.27	9,623,582.79	8,938,209.20	8,010,116.74	7,208,872.17	7,187,414.03	6,314,580.06
	General Fund Over(Under) Prior Period	(3,234,499.47)	2,073,130.38	144,799.07	(262,321.86)	145,870.09	12,307.65	1,593,313.48	685,373.59	928,092.46	801,244.57	21,458.14	872,833.97	
	General Fund Cumulative Change for Periods Shown	3,781,602.07	7,016,101.54	4,942,971.16	4,798,172.09	5,060,493.95	4,914,623.86	4,902,316.21	3,309,002.73	2,623,629.14	1,695,536.68	894,292.11	872,833.97	
<b>Road &amp; Bridge M&amp;O</b>														
F15	County Wide	1,505,003.94	2,542,201.07	2,247,183.46	2,389,782.54	2,311,616.01	2,221,870.78	2,840,065.86	2,629,455.11	2,084,025.99	1,678,201.23	1,614,751.82	1,644,613.21	1,436,802.68
F16	Precinct No 1	482,251.12	526,670.03	561,604.30	539,715.25	564,375.15	541,345.70	634,914.90	627,052.73	594,982.30	315,556.86	397,515.00	365,672.92	340,012.45
F17	Precinct No 2	228,585.43	484,911.14	482,431.40	454,224.64	425,205.70	507,911.10	484,448.40	500,662.33	414,075.66	329,642.17	355,107.73	325,596.47	313,286.90
F18	Precinct No 3	412,259.66	710,160.92	776,109.44	763,659.68	940,485.03	869,425.61	659,661.93	678,577.71	748,114.64	285,693.00	409,355.72	362,931.51	504,242.39
F19	Precinct No 4	410,065.93	478,612.31	511,709.75	449,499.26	449,472.93	528,338.43	517,393.81	466,386.81	575,358.35	237,992.01	246,478.54	297,748.19	298,140.85
	Sub-Total R&B	3,038,166.08	4,742,555.47	4,579,038.35	4,596,881.37	4,691,154.82	4,668,891.62	5,136,484.90	4,902,134.69	4,416,556.94	2,847,085.27	3,023,208.81	2,996,562.30	2,892,485.27
	Road & Bridge Over(Under) Prior Period	(1,704,389.39)	163,517.12	(17,843.02)	(94,273.45)	22,263.20	(467,593.28)	234,350.21	485,577.75	1,569,471.67	(176,123.54)	26,646.51	104,077.03	
	Road & Bridge Cumulative Change for Periods Shown	145,680.81	1,850,070.20	1,686,553.08	1,704,396.10	1,798,669.55	1,776,406.35	2,243,999.63	2,009,649.42	1,524,071.67	(45,400.00)	130,723.54	104,077.03	
<b>Overall Totals</b>														
General / Road & Bridge M&O		13,134,348.21	18,073,237.07	15,836,589.57	15,709,633.52	16,066,228.83	15,898,095.54	16,353,381.17	14,525,717.48	13,354,766.14	10,857,202.01	10,232,080.98	10,183,976.33	9,207,065.33
	Overall Over(Under) Prior Period	(4,938,888.86)	2,363,603.55	126,956.05	(356,595.31)	168,133.29	(455,285.63)	1,827,663.69	1,170,951.34	2,497,564.13	625,121.03	48,104.65	976,911.00	
	Overall Cumulative Change for Periods Shown	3,927,282.88	8,866,171.74	6,629,524.24	6,502,568.19	6,859,163.50	6,691,030.21	7,146,315.84	5,318,652.15	4,147,700.81	1,650,136.68	1,025,015.65	976,911.00	



GILLESPIE COUNTY, TEXAS  
STATEMENT OF  
Maintenance & Operating Accounts

	FY2016 as of 06.3.2016	FY2015	FY2014	FY2013	FY2012	FY2011	FY2010	FY2009	FY2008	FY2007	FY2006	FY2005	FY2004
	As Of Fiscal Year Ending Date												
GENERAL and ROAD & BRIDGE Maintenance & Operating	Net Change for Periods Shown Revenues Less Expenditures Inclusive Interfund Allocations and Adjustments												
<b>General M&amp;O</b>													
F10 General Fund	3,688,219.78	998,180.93	1,497,823.86	1,547,557.43	(717,167.06)	(958,563.92)	(1,204,121.99)	404,967.42	985,802.98	1,480,441.62	1,626,479.69	364,723.50	380,238.89
General Fund Over/(Under) Prior Period	2,690,038.85	(499,642.93)	(49,733.57)	2,264,724.49	241,396.86	245,558.07	(1,609,089.41)	(580,835.56)	(494,638.64)	(146,038.07)	1,261,756.19	(15,515.39)	
General Fund Cumulative Change for Periods Shown	3,307,980.89	617,942.04	1,117,584.97	1,167,318.54	(1,097,405.95)	(1,338,802.81)	(1,584,360.88)	24,728.53	605,564.09	1,100,202.73	1,246,240.80	(15,515.39)	
<b>Road &amp; Bridge M&amp;O</b>													
F15 County Wide	1,014,971.25	(36,777.36)	93,208.67	16,403.72	21,073.78	16,610.21	(184,322.26)	(174,441.21)	323,951.23	51,256.11	(110,751.87)	(183,874.03)	366,667.22
F16 Precinct No 1	(133,872.14)	26,580.33	706.85	(3,891.29)	(69,087.35)	(105,686.00)	109,757.28	150,613.76	(128,527.88)	73,946.99	67,211.41	(12,231.34)	22,995.25
F17 Precinct No 2	60,124.02	17,005.28	(12,341.08)	4,259.12	(31,234.63)	(147,311.55)	211,681.22	(12,561.56)	23,845.29	85,080.76	(14,329.62)	56,647.31	(64,093.74)
F18 Precinct No 3	(48,756.58)	125,088.48	(122,503.40)	10,578.25	(47,284.57)	(54,176.36)	167,421.30	95,399.28	(167,544.06)	130,215.20	41,772.49	18,975.95	(57,554.40)
F19 Precinct No 4	(78,911.58)	40,047.30	(67,540.64)	53,998.31	(53,962.80)	(37,792.17)	36,799.54	92,346.77	(89,321.97)	150,017.33	57,347.28	53,223.25	(49,418.79)
Sub-Total R&B	813,554.97	171,944.03	(108,469.60)	81,348.11	(180,495.57)	(328,355.87)	341,337.08	151,357.04	(37,597.39)	490,516.39	41,249.69	(67,258.86)	218,595.54
Road & Bridge Over/(Under) Prior Period	641,610.94	280,413.63	(189,817.71)	261,843.68	147,860.30	(669,692.95)	189,980.04	188,954.43	(528,113.78)	449,266.70	108,508.55	(285,854.40)	
Road & Bridge Cumulative Change for Periods Shown	594,959.43	(46,651.51)	(327,065.14)	(137,247.43)	(399,091.11)	(546,951.41)	122,741.54	(67,238.50)	(256,192.93)	271,920.85	(177,345.85)	(285,854.40)	
<b>Overall Totals General / Road &amp; Bridge M&amp;O</b>	4,501,774.75	1,170,124.96	1,389,354.26	1,628,905.54	(897,662.63)	(1,286,919.79)	(862,784.91)	556,324.46	948,205.59	1,970,958.01	1,667,729.38	297,464.64	598,834.43
Overall Over/(Under) Prior Period	3,331,649.79	(219,229.30)	(239,551.28)	2,526,568.17	389,257.16	(424,134.88)	(1,419,109.37)	(391,881.13)	(1,022,752.42)	303,228.63	1,370,264.74	(301,369.79)	
Overall Cumulative Change for Periods Shown	3,902,940.32	571,290.53	790,519.83	1,030,071.11	(1,496,497.06)	(1,885,754.22)	(1,461,619.34)	(42,509.97)	349,371.16	1,372,123.58	1,068,894.95	(301,369.79)	

GILLESPIE COUNTY, TEXAS  
STATEMENT OF  
Maintenance & Operating Accounts

	FY2016 as of 06.3.2016	FY2015	FY2014	FY2013	FY2012	FY2011	FY2010	FY2009	FY2008	FY2007	FY2006	FY2005	FY2004
	As Of Fiscal Year Ending Date												
<b>GENERAL and ROAD &amp; BRIDGE Maintenance &amp; Operating</b>													
<b>Cash Balances</b>													
<b>General M&amp;O</b>													
F10 General Fund	14,114,192.44	10,425,972.66	9,427,791.73	7,929,967.87	6,382,410.44	7,099,577.50	8,058,141.42	9,262,263.41	8,857,295.99	7,871,493.01	6,391,051.39	4,764,571.70	4,399,848.20
General Fund Over/(Under) Prior Period	3,688,219.78	998,180.93	1,497,823.86	1,547,557.43	(717,167.06)	(958,563.92)	(1,204,121.99)	404,967.42	985,802.98	1,480,441.62	1,626,479.69	364,723.50	
General Fund Cumulative Change for Periods Shown	9,714,344.24	6,026,124.46	5,027,943.53	3,530,119.67	1,982,562.24	2,699,729.30	3,658,293.22	4,862,415.21	4,457,447.79	3,471,644.81	1,991,203.19	364,723.50	
<b>Road &amp; Bridge M&amp;O</b>													
F15 County Wide	1,356,813.90	341,842.65	378,620.01	285,411.34	269,007.62	247,933.84	231,323.63	415,645.89	590,087.10	266,135.87	214,879.76	325,631.63	509,505.66
F16 Precinct No 1	134,700.41	268,572.55	241,992.22	241,285.37	245,176.66	314,264.01	419,950.01	310,192.73	159,578.97	288,106.85	214,159.86	146,948.45	159,179.79
F17 Precinct No 2	327,837.99	267,713.97	250,708.69	263,049.77	258,790.65	290,025.28	437,336.83	225,655.61	238,217.17	214,371.88	129,291.12	143,620.74	86,973.43
F18 Precinct No 3	219,920.32	268,676.90	143,588.42	266,091.82	255,513.57	302,798.14	356,974.50	189,553.20	94,153.92	261,697.98	131,482.78	89,710.29	70,734.34
F19 Precinct No 4	<u>190,104.36</u>	<u>269,015.94</u>	<u>228,968.64</u>	<u>296,509.28</u>	<u>242,510.97</u>	<u>296,473.77</u>	<u>334,265.94</u>	<u>297,466.40</u>	<u>205,119.63</u>	<u>294,441.60</u>	<u>144,424.27</u>	<u>87,076.99</u>	<u>33,853.74</u>
Sub-Total R&B	2,229,376.98	1,415,822.01	1,243,877.98	1,352,347.58	1,270,999.47	1,451,495.04	1,779,850.91	1,438,513.83	1,287,156.79	1,324,754.18	834,237.79	792,988.10	860,246.96
Road & Bridge Over/(Under) Prior Period	813,554.97	171,944.03	(108,469.60)	81,348.11	(180,495.57)	(328,355.87)	341,337.08	151,357.04	(37,597.39)	490,516.39	41,249.69	(67,258.86)	
Road & Bridge Cumulative Change for Periods Shown	1,369,130.02	555,575.05	383,631.02	492,100.62	410,752.51	591,248.08	919,603.95	578,266.87	426,909.83	464,507.22	(26,009.17)	(67,258.86)	
<b>Overall Totals</b>													
General / Road & Bridge M&O	16,343,569.42	11,841,794.67	10,671,669.71	9,282,315.45	7,653,409.91	8,551,072.54	9,837,992.33	10,700,777.24	10,144,452.78	9,196,247.19	7,225,289.18	5,557,559.80	5,260,095.16
Overall Over/(Under) Prior Period	4,501,774.75	1,170,124.96	1,389,354.26	1,628,905.54	(897,662.63)	(1,286,919.79)	(862,784.91)	556,324.46	948,205.59	1,970,958.01	1,667,729.38	297,464.64	
Overall Cumulative Change for Periods Shown	11,083,474.26	6,581,899.51	5,411,574.55	4,022,220.29	2,393,314.75	3,290,977.38	4,577,897.17	5,440,682.08	4,884,357.62	3,936,152.03	1,965,194.02	297,464.64	



**GILLESPIE COUNTY, TEXAS**  
**STATEMENT OF**  
**Fund Cash/Investment Balances of County Funds**  
**Managed by County Treasurer**

Reporting Period for Maintenance & Operating, COB/GOB Operating & I&S, Special Revenue, Special Revenue-Grants, Trust and Agency	FY2016	FY2015	FY2014	FY2013	FY2012	FY2011	FY2010	FY2009	FY2008	FY2007	FY2006	FY2005	FY2004	FY2003	FY2002	FY2001
October	14,616,600.12	17,978,164.94	25,230,555.83	8,816,582.93	9,537,288.92	10,782,786.00	11,614,108.61	10,952,885.50	9,958,440.67	7,952,494.30	6,412,175.43	5,710,864.59	5,339,657.00	5,562,776.43	5,033,726.92	4,347,101.24
November	14,967,969.47	17,265,750.38	24,953,535.22	8,890,316.88	9,228,798.73	10,570,060.92	11,537,538.96	10,498,889.31	10,152,409.10	8,025,261.13	6,492,254.19	5,815,771.82	5,220,602.83	5,513,508.58	4,915,333.89	4,073,098.62
December	17,966,511.65	18,099,680.09	26,637,026.05	11,373,696.92	10,169,466.12	11,532,479.69	12,910,952.83	11,682,933.59	10,684,794.29	8,972,555.93	7,597,535.16	6,569,101.79	5,773,095.57	6,725,293.46	5,464,922.96	4,553,826.12
January	21,039,628.80	21,177,485.65	28,516,107.73	13,685,971.08	13,393,446.13	14,318,444.26	15,498,047.87	14,366,261.90	13,481,253.20	11,165,036.24	9,488,659.54	8,523,475.25	7,456,134.19	7,390,382.57	6,921,671.85	5,917,064.54
February	22,828,117.19	22,683,610.22	29,162,422.51	14,892,438.88	14,337,413.69	15,203,602.68	15,956,038.21	15,735,998.80	14,555,820.37	12,335,852.17	10,433,012.87	9,341,225.17	8,739,837.04	8,067,857.08	7,169,069.03	6,421,291.43
March	22,133,022.22	21,915,869.23	28,011,622.33	14,353,262.89	13,961,224.66	14,605,425.43	15,787,975.99	15,568,191.69	14,421,603.69	12,279,235.33	10,316,847.09	9,342,261.49	8,166,505.99	7,877,519.02	6,846,516.10	6,255,513.63
April	21,311,930.04	19,863,672.60	26,965,965.28	14,036,410.76	13,204,240.38	14,182,107.24	14,911,731.87	15,332,630.30	14,171,385.04	12,168,084.51	10,225,221.29	9,153,636.99	7,706,537.20	7,632,850.74	6,879,522.09	6,165,584.41
May	20,969,598.11	19,534,757.94	25,202,625.86	13,381,534.31	12,853,474.81	13,180,018.23	14,443,624.89	14,826,308.29	13,675,832.00	11,856,634.81	10,019,168.98	9,181,379.67	7,645,857.66	7,396,585.22	6,758,604.54	5,872,305.69
June	<b>20,190,779.78</b>	18,530,454.23	23,610,769.72	<b>27,806,922.21</b>	11,927,636.15	12,450,284.14	13,583,948.59	14,202,648.08	13,175,542.95	11,508,032.29	9,433,093.74	8,832,285.06	7,186,622.71	7,107,557.40	6,426,986.33	5,398,788.82
July		17,462,407.18	21,673,344.14	26,973,808.70	11,234,719.43	11,652,419.87	13,105,834.49	13,620,954.46	12,336,729.42	11,412,064.22	9,030,022.51	8,376,255.12	6,807,050.38	6,620,898.14	6,217,837.20	4,751,943.98
August		16,349,354.15	19,928,413.83	25,790,313.41	10,192,089.49	11,033,361.48	12,483,092.82	12,578,256.55	11,932,892.72	10,883,175.64	8,667,571.59	7,898,769.17	6,509,004.74	5,964,701.17	5,922,921.90	4,309,221.50
September		15,336,745.28	18,465,597.00	25,364,538.77	9,249,883.17	10,060,273.87	11,399,750.14	12,236,834.57	11,640,132.20	10,474,427.70	8,299,421.01	6,600,165.99	5,886,940.47	5,731,396.90	5,654,746.62	4,084,176.41
				GOB Series 2013 Jail Construction Project, bond funding accounted for sudden increase in balance - LL												
<b>FY Monthly Average</b>	<b>19,558,239.71</b>	18,849,829.32	24,863,165.46	17,113,816.48	11,607,473.47	12,464,271.98	13,602,720.44	13,466,899.42	12,515,569.64	10,752,737.86	8,867,915.28	7,945,432.68	6,869,820.48	6,799,277.23	6,184,321.62	5,179,159.70
<b>Current Reported Month and Fiscal Year To Date</b>																
<b>Over / (Under)</b>																
Same Month Prior Year	<b>1,660,325.55</b>															
Prior Fiscal Year End	<b>4,854,034.50</b>	<b>(3,128,851.72)</b>	<b>(6,898,941.77)</b>	16,114,655.60	<b>(810,390.70)</b>	<b>(1,339,476.27)</b>	<b>(837,084.43)</b>	596,702.37	1,165,704.50	2,175,006.69	1,699,255.02	713,225.52	155,543.57	76,650.28	1,570,570.21	<b>(491,056.48)</b>

GILLESPIE COUNTY, TEXAS  
STATEMENT OF  
Fund Cash/Investment Balances of County Funds  
Managed by County Treasurer

FY2000	FY1999	FY1998	FY1997	FY1996	FY1995	FY1994	FY1993	FY1992	FY1991	FY1990	FY1989	FY1988	FY1987	FY1986	FY1985	Monthly Average All Years	Reporting Period for Maintenance & Operating, COB/GOB Operating & I.S., Special Revenue, Grants, Trust and Agency
4,138,349.94	2,669,048.51	2,322,043.99	1,853,442.32	1,554,442.32	1,968,633.68	1,677,992.97	1,738,021.70	1,766,907.01	1,656,979.55	1,479,994.82	1,489,873.32	773,740.58	785,053.51	551,992.07	792,093.37	5,852,025.60	October
3,944,234.24	2,806,697.13	2,287,658.80	1,738,403.49	1,588,939.20	2,054,228.71	1,872,272.98	1,664,926.42	1,867,311.17	1,738,597.34	1,603,024.84	1,422,802.33	793,137.76	666,242.80	494,761.58	623,030.66	5,790,230.30	November
4,285,123.56	3,467,225.42	2,370,460.19	2,015,412.36	1,553,702.23	2,102,455.14	2,004,156.61	1,927,643.72	2,009,086.57	2,071,100.64	1,749,440.24	1,522,220.64	794,004.97	638,401.65	515,396.75	592,516.53	6,447,881.86	December
5,211,901.34	4,747,606.42	3,294,281.32	2,843,260.54	2,472,762.49	2,546,555.58	2,422,956.29	2,234,617.11	2,447,087.69	2,241,349.45	2,187,618.39	1,866,694.05	1,176,726.03	895,393.31	987,264.23	911,641.21	7,838,962.07	January
5,911,367.71	5,322,878.29	3,993,869.93	3,407,005.87	2,960,651.56	2,960,114.57	2,766,604.82	2,577,390.38	2,873,613.36	2,643,751.97	2,515,707.05	2,279,290.31	1,697,770.08	1,530,430.47	1,707,926.04	1,288,936.99	8,572,528.65	February
5,804,576.79	5,276,473.40	3,867,713.74	3,383,796.71	2,916,434.18	2,701,020.25	2,817,055.25	2,446,335.40	2,811,958.62	2,589,532.80	2,424,636.02	2,300,423.71	1,879,466.93	1,572,385.72	1,654,964.77	1,261,996.19	8,360,980.23	March
5,611,303.40	5,147,026.03	3,856,248.10	3,370,510.51	2,844,956.24	2,603,667.16	2,814,731.50	2,446,965.20	2,846,044.26	2,647,946.48	2,446,382.46	2,354,465.13	1,884,438.19	1,647,314.57	1,771,308.72	1,360,124.93	8,111,405.11	April
5,597,496.54	5,145,729.29	3,729,564.69	3,275,787.89	2,651,158.09	2,420,785.62	2,795,038.54	2,614,500.86	2,664,830.17	2,595,986.23	2,402,307.66	2,282,817.61	1,897,795.66	1,472,593.18	1,691,409.95	1,210,356.42	7,851,452.17	May
5,229,130.33	4,896,201.25	3,531,314.01	2,987,283.92	2,535,222.99	2,084,641.35	2,586,555.11	2,371,095.71	2,474,786.80	2,436,392.72	2,319,796.07	2,217,931.41	1,815,598.58	1,439,656.15	1,651,635.17	1,129,347.73	7,908,716.92	June
5,019,100.05	4,695,468.93	3,445,413.11	2,962,321.73	2,375,375.37	2,030,459.33	2,324,665.35	2,086,490.66	2,166,748.69	2,373,369.73	2,247,875.53	2,067,556.08	1,770,363.23	1,314,952.63	1,548,746.47	998,709.28	7,119,480.82	July
4,875,181.07	4,608,722.39	3,369,985.56	2,786,747.61	2,218,481.28	1,819,617.83	2,263,605.13	2,029,973.96	2,078,961.64	2,158,156.49	1,995,691.66	1,950,450.56	1,733,930.99	1,181,205.11	1,466,150.68	824,648.71	6,700,150.02	August
4,575,232.89	4,394,084.37	3,208,449.92	2,590,681.06	2,098,133.77	1,584,937.70	2,069,733.13	1,872,419.95	1,917,213.24	2,014,947.50	1,766,243.49	1,643,269.78	1,541,576.26	770,951.77	839,823.87	671,522.07	6,259,492.29	September

5,016,916.49	4,439,764.29	3,273,083.61	2,767,887.83	2,314,188.31	2,239,759.74	2,369,613.97	2,167,531.76	2,327,045.76	2,264,009.24	2,094,893.19	1,951,484.58	1,479,879.11	1,159,548.41	1,240,115.03	972,077.01		
181,138.52	1,185,644.45	617,768.86	492,547.29	513,196.07	(484,795.43)	197,313.18	(44,793.29)	(97,734.26)	248,704.01	122,973.71	101,693.52	770,624.49	(68,872.10)	168,301.80			

NOTE: Rollback election held April 05, 1986 ... rollback passed



GILLESPIE COUNTY, TEXAS  
COUNTY SALES TAX ALLOCATION SUMMARY

March 1988 through FY2016

Period Tax Allocation Received	FY1988	FY1989	FY1990	FY1991	FY1992	FY1993	FY1994	FY1995	FY1996	FY1997	FY1998	FY1999	FY2000	FY2001	FY2002	FY2003	FY2004	FY2005
October	22,614.86	26,581.55	33,537.36	33,537.36	36,992.75	41,801.10	49,891.91	82,743.15	58,486.86	52,039.59	54,937.86	50,951.69	65,241.66	66,865.34	75,743.16	81,976.96	77,478.63	82,681.54
November	43,215.06	44,231.67	43,279.83	43,279.83	50,014.92	55,881.19	64,445.89	64,104.87	61,441.85	62,637.05	66,939.70	74,731.00	69,172.12	86,097.63	88,692.77	87,008.90	94,471.11	103,544.31
December	24,372.61	27,072.59	27,183.79	27,183.79	32,965.97	49,151.47	46,769.97	46,349.36	49,678.22	60,611.06	60,993.07	70,326.26	85,955.47	70,180.00	82,687.48	77,782.13	84,302.14	87,745.68
January	23,143.13	28,570.51	34,895.95	34,895.95	33,040.99	47,672.78	61,026.80	58,115.99	55,693.53	56,392.42	60,499.63	58,712.49	79,145.12	77,326.63	85,504.02	80,568.74	80,680.57	92,483.12
February	55,088.79	55,601.40	56,692.45	56,692.45	64,014.68	85,296.84	86,415.96	79,879.42	75,116.79	82,205.56	94,754.60	105,116.56	99,795.36	104,689.49	112,735.48	104,067.24	115,871.28	121,222.18
March	10,048.12	19,376.35	22,842.31	27,786.80	30,549.86	42,841.80	37,823.28	44,889.12	55,964.23	49,941.44	54,150.75	58,367.91	72,738.72	61,652.97	77,471.73	85,204.25	71,784.27	85,739.86
April	13,765.26	18,223.31	22,431.61	26,567.86	52,007.16	42,480.30	69,059.85	45,858.42	50,129.00	45,435.42	53,515.01	59,649.70	66,084.12	69,317.65	72,330.32	62,331.14	70,741.63	85,194.79
May	37,630.57	41,151.11	44,480.87	46,655.96	31,203.05	66,318.77	57,489.64	64,876.89	62,424.84	71,468.21	69,091.17	91,409.71	96,441.51	93,043.82	94,505.94	93,443.25	102,949.16	112,599.80
June	24,530.57	24,076.76	27,059.33	31,503.80	41,913.33	48,605.58	44,647.36	48,588.21	58,749.69	61,697.08	77,574.05	72,275.15	70,155.54	79,441.16	92,403.56	87,764.45	89,329.15	105,312.44
July	20,139.41	24,953.23	27,959.52	34,719.01	43,922.13	49,464.53	48,368.42	50,605.85	54,962.82	57,092.55	64,608.17	59,958.51	76,576.31	87,695.36	89,767.62	86,277.93	82,641.66	94,818.82
August	46,170.12	46,397.69	50,866.17	50,866.66	58,425.43	73,110.78	67,507.13	66,689.81	59,548.35	72,612.17	84,456.60	98,754.28	91,921.77	118,400.57	90,689.86	95,008.16	113,562.54	120,028.46
September	24,924.06	28,456.24	28,987.84	33,905.34	58,740.88	52,232.41	46,155.60	61,535.89	71,272.01	70,867.09	72,854.10	69,870.60	74,040.54	81,351.52	82,708.52	84,660.29	88,592.39	100,874.13
<b>Total Per Year</b>	<b>177,209.11</b>	<b>371,069.14</b>	<b>406,705.37</b>	<b>447,587.81</b>	<b>531,788.15</b>	<b>654,863.55</b>	<b>679,601.81</b>	<b>714,336.88</b>	<b>713,466.19</b>	<b>742,999.64</b>	<b>814,374.71</b>	<b>870,123.86</b>	<b>947,268.24</b>	<b>998,071.14</b>	<b>1,045,200.46</b>	<b>1,006,093.44</b>	<b>1,072,404.53</b>	<b>1,172,245.33</b>
<b>Total All Years</b>	<b>177,209.11</b>	<b>548,278.25</b>	<b>954,983.62</b>	<b>1,402,571.43</b>	<b>1,934,359.58</b>	<b>2,589,223.13</b>	<b>3,268,824.94</b>	<b>3,983,161.92</b>	<b>4,696,628.11</b>	<b>5,439,627.75</b>	<b>6,254,002.46</b>	<b>7,124,126.32</b>	<b>8,071,394.56</b>	<b>9,067,465.70</b>	<b>10,112,666.16</b>	<b>11,118,759.60</b>	<b>12,191,164.13</b>	<b>13,363,409.46</b>
<b>\$ Inc / (Dec) Over Prior Year</b>	<b>193,860.03</b>	<b>35,636.23</b>	<b>40,892.44</b>	<b>84,200.34</b>	<b>123,075.40</b>	<b>123,075.40</b>	<b>24,738.26</b>	<b>34,735.17</b>	<b>(870.79)</b>	<b>29,533.45</b>	<b>71,375.07</b>	<b>55,749.15</b>	<b>77,144.38</b>	<b>48,802.90</b>	<b>49,129.32</b>	<b>(39,107.02)</b>	<b>66,311.09</b>	<b>99,840.80</b>
<b>% Inc / (Dec) Over Prior Year</b>	<b>109.40%</b>	<b>9.60%</b>	<b>10.05%</b>	<b>18.81%</b>	<b>23.14%</b>	<b>23.14%</b>	<b>3.78%</b>	<b>5.11%</b>	<b>-0.12%</b>	<b>4.14%</b>	<b>9.61%</b>	<b>6.85%</b>	<b>8.87%</b>	<b>5.15%</b>	<b>4.93%</b>	<b>-3.74%</b>	<b>6.59%</b>	<b>9.31%</b>
<b>Calendar Year Allocations</b>	<b>0.00</b>	<b>267,411.64</b>	<b>378,752.42</b>	<b>412,820.54</b>	<b>463,560.47</b>	<b>558,648.27</b>	<b>669,137.56</b>	<b>711,691.42</b>	<b>690,744.53</b>	<b>719,148.96</b>	<b>750,582.57</b>	<b>827,513.03</b>	<b>894,484.16</b>	<b>950,041.96</b>	<b>1,020,031.58</b>	<b>1,044,865.04</b>	<b>1,015,577.33</b>	<b>1,090,124.38</b>
<b>\$ Inc / (Dec) Over Prior Year</b>	<b>267,411.64</b>	<b>111,340.78</b>	<b>34,068.12</b>	<b>50,759.93</b>	<b>95,037.80</b>	<b>110,489.29</b>	<b>42,553.86</b>	<b>(20,946.69)</b>	<b>28,404.43</b>	<b>31,433.61</b>	<b>76,930.46</b>	<b>66,971.13</b>	<b>55,557.80</b>	<b>69,989.62</b>	<b>24,833.46</b>	<b>(29,287.71)</b>	<b>74,547.05</b>	<b>74,547.05</b>

GILLESPIE COUNTY, TEXAS  
COUNTY SALES TAX ALLOCATION SUMMARY

March 1988 through FY2016

FY2006	FY2007	FY2008	FY2009	FY2010	FY2011	FY2012	FY2013	FY2014	FY2015	FY2016	Tax Collection Period Covered	Period Tax Allocation Received	Overall Average Per Month	FY2016 Over / (Under) Same Period FY2015
95,198.86	105,167.81	115,258.59	118,217.21	102,116.77	112,243.67	125,882.57	141,081.58	146,138.99	157,617.68	147,646.21	August	October	83,148.00	(9,971.47)
110,963.24	122,702.26	130,133.07	134,938.43	123,352.45	139,931.32	131,441.01	134,815.56	165,928.20	164,365.11	192,079.08	September and 3rd Quarter	November	97,519.99	(2,257.50)
100,977.05	106,040.22	118,582.93	120,353.68	121,783.89	122,844.30	127,081.99	144,995.63	158,611.46	185,647.66	184,958.53	October	December	86,427.24	(689.13)
107,556.62	116,656.59	121,835.04	124,899.65	114,005.56	129,099.90	135,485.95	156,063.01	159,082.75	173,843.05	175,216.35	November	January	90,278.85	(1,573.33)
137,746.11	151,528.51	158,719.04	156,720.77	152,630.86	164,529.87	171,080.19	193,126.02	202,308.32	223,742.03	254,424.26	December, 4th Quarter, Yearly	February	123,754.29	29,108.90
89,543.91	88,396.24	99,451.19	98,684.79	90,364.94	97,024.18	107,810.68	120,617.71	136,428.71	141,523.60	150,478.20	January	March	72,745.69	38,063.50
87,212.18	92,872.45	104,111.05	99,616.65	93,204.34	92,537.54	116,975.35	134,236.14	146,805.07	146,886.39	161,767.10	February	April	14,880.71	52,944.21
125,621.99	132,335.88	133,405.05	141,709.49	148,772.69	153,252.45	177,882.27	187,322.27	195,085.16	203,013.55	239,591.23	March and 1st Quarter	May	107,419.87	89,521.89
109,484.20	113,117.58	133,410.60	129,041.03	127,995.46	129,743.30	144,969.57	152,170.48	189,564.70	184,387.61	187,272.86	April	June	92,647.74	2,885.25
112,088.28	119,846.83	122,196.26	117,201.96	116,809.95	125,153.69	140,436.50	154,274.37	165,319.97	187,207.85	187,207.85	May	July	86,252.41	
130,749.36	138,119.40	142,780.87	136,001.87	141,909.04	153,274.75	160,837.54	148,661.30	187,789.04	216,770.81	187,789.04	June and 2nd Quarter	August	105,783.13	
108,739.98	116,168.09	124,848.42	128,883.49	125,112.90	117,914.04	138,870.51	151,120.09	172,568.83	184,784.93	172,568.83	July	September	89,251.45	
1,316,279.78	1,404,151.86	1,504,762.11	1,506,268.92	1,458,038.85	1,537,549.01	1,680,764.13	1,818,484.16	2,025,631.20	2,189,790.27	1,693,433.82	Total Per Year		1,084,468.92	(496,356.45)
14,679,689.24	16,083,841.10	17,588,603.21	19,094,872.13	20,552,910.98	22,090,459.99	23,771,224.12	25,589,708.28	27,615,339.48	29,805,129.75	31,498,563.57	Total All Years			
144,034.45	87,872.08	100,610.25	1,506.81	(48,230.07)	79,510.16	143,215.12	137,720.03	207,147.04	164,159.07	(496,356.45)		\$ Inc / (Dec) Over Prior Year	74,540.04	
12.20%	6.68%	7.17%	0.10%	-3.20%	5.45%	9.31%	8.19%	11.39%	8.10%	-22.67%		% Inc / -Dec Over Prior Year		
CY2005	CY2006	CY2007	CY2008	CY2009	CY2010	CY2011	CY2012	CY2013	CY2014	CY2015				
1,205,410.75	1,344,052.92	1,433,216.16	1,514,296.84	1,479,992.71	1,485,825.03	1,546,945.29	1,717,241.33	1,868,270.04	2,082,583.00	2,186,843.64				
115,286.37	138,642.17	89,163.24	81,080.68	(34,304.13)	5,832.32	61,120.26	170,296.04	151,028.71	214,312.96	104,260.64				

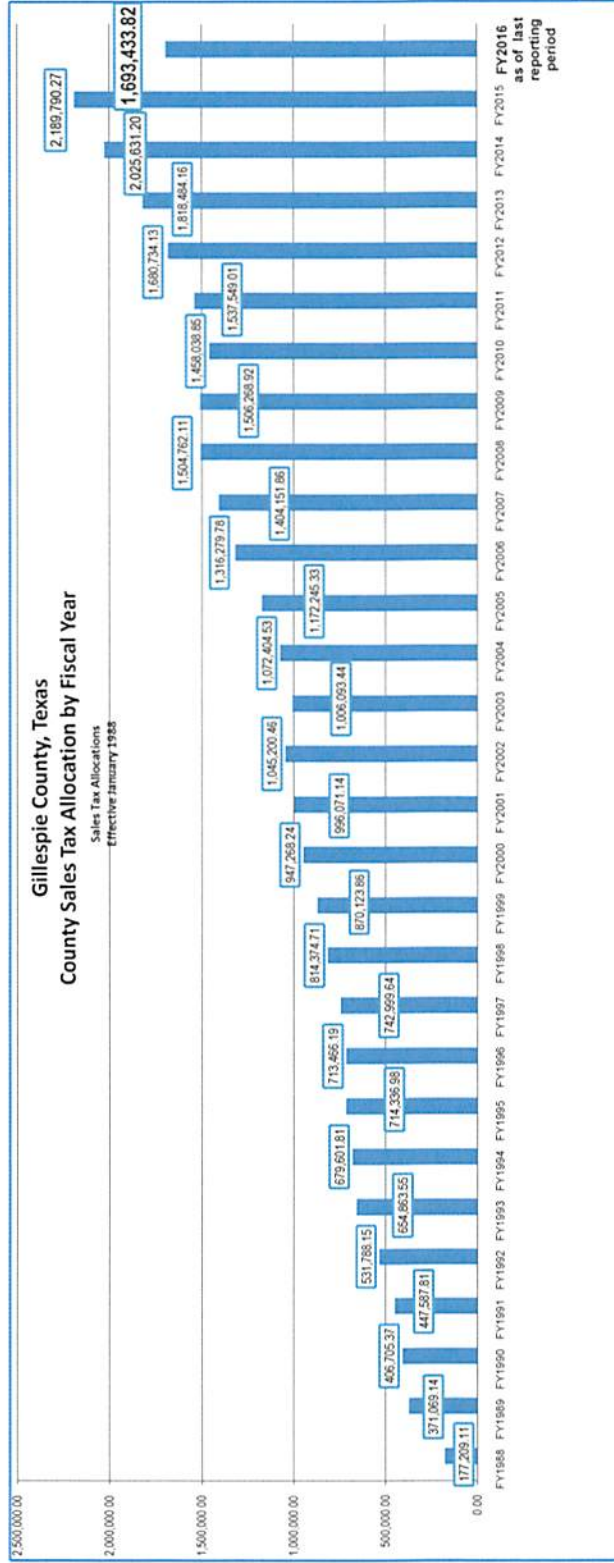
NOTATION: sales tax allocation was reduced by an audit collection of \$20,072.31, initiated by a Comptroller audit showing a 2012 transaction(s) outside the City of Fredericksburg that was incorrectly reported. This also had a large impact upon the State's sales tax revenue - without audit adjustment, net FY County would have been \$1,733,960.00 - 2013 of \$8.11.

As of Last Full Reporting Year

Annual Average	1,084,468.92
\$ Inc / (Dec)	74,540.04



GILLESPIE COUNTY, TEXAS  
COUNTY SALES TAX ALLOCATION SUMMARY  
March 1988 through FY2016



## GILLESPIE COUNTY, TEXAS REPAYMENT OF ERRONEOUS RECEIPT OF SALES AND USE TAX

January 1997 Through October 2016

	Year 1 1997	Year 2 1998	Year 3 1999	Year 4 2000	Year 5 2001	Year 6 2002	Year 7 2003	Year 8 2004	Year 9 2005	Year 10 2006	Year 11 2007	Year 12 2008	Year 13 2009	Year 14 2010	Year 15 2011	Year 16 2012	Year 17 2013	Year 18 2014	Year 19 2015	Year 20 2016	
<b>Actual Balance At Year Start</b>	201,276.54	190,683.06	180,089.58	169,496.10	158,902.62	148,309.14	137,715.66	127,122.18	116,528.70	105,935.22	95,341.74	84,748.26	74,154.78	63,561.30	52,967.82	42,374.34	31,780.86	21,187.38	10,593.90	0.00	
January	2,648.37	2,648.37	2,648.37	2,648.37	2,648.37	2,648.37	2,648.37	2,648.37	2,648.37	2,648.37	2,648.37	2,648.37	2,648.37	2,648.37	2,648.37	2,648.37	2,648.37	2,648.37	2,648.37	2,648.37	2,648.37
April	2,648.37	2,648.37	2,648.37	2,648.37	2,648.37	2,648.37	2,648.37	2,648.37	2,648.37	2,648.37	2,648.37	2,648.37	2,648.37	2,648.37	2,648.37	2,648.37	2,648.37	2,648.37	2,648.37	2,648.37	2,648.37
July	2,648.37	2,648.37	2,648.37	2,648.37	2,648.37	2,648.37	2,648.37	2,648.37	2,648.37	2,648.37	2,648.37	2,648.37	2,648.37	2,648.37	2,648.37	2,648.37	2,648.37	2,648.37	2,648.37	2,648.37	2,648.37
October	2,648.37	2,648.37	2,648.37	2,648.37	2,648.37	2,648.37	2,648.37	2,648.37	2,648.37	2,648.37	2,648.37	2,648.37	2,648.37	2,648.37	2,648.37	2,648.37	2,648.37	2,648.37	2,648.37	2,648.37	2,648.37
<b>Total Remitted To Date</b>	10,593.48	21,186.96	31,780.44	42,373.92	52,967.40	63,560.88	74,154.36	84,747.84	95,341.32	105,934.80	116,528.28	127,121.76	137,715.24	148,308.72	158,902.20	169,495.68	180,089.16	190,682.64	201,276.12	209,221.23	0.00
<b>Actual Balance To Date</b>	201,276.54	190,683.06	180,089.58	169,496.10	158,902.62	148,309.14	137,715.66	127,122.18	116,528.70	105,935.22	95,341.74	84,748.26	74,154.78	63,561.30	52,967.82	42,374.34	31,780.86	21,187.38	10,593.90	2,648.79	0.00
<b>Projected Balance At Year End</b>	201,276.54	190,683.06	180,089.58	169,496.10	158,902.62	148,309.14	137,715.66	127,122.18	116,528.70	105,935.22	95,341.74	84,748.26	74,154.78	63,561.30	52,967.82	42,374.34	31,780.86	21,187.38	10,593.90	2,648.79	0.00

Gillespie County proposal of repayment (as outlined in letter of October 18, 1996) as accepted by State Comptroller ...  
Gillespie County will make 80 quarterly payments (due first of each month: January, April, July, and October)  
for 20 years beginning January 01, 1997:

79 quarterly payments of \$2,648.37 each beginning on January 01, 1997 through July 01, 2016 and  
a final payment of \$2,648.79 on October 01, 2016 for a total of \$211,870.02.



**Gillespie County, Texas**  
**Hotel Occupancy Tax ... Quarterly Recaps**  
**As of Period Ending June 30, 2016**

	Collection/Remittance Period	Collections		Disbursements		Cash Balance
		HOT & P&I Interest Earnings	Convention & Visitors Bureau	Organizations etc		
FY2016	3rd Quarter 2016					466,093.52
	2nd Quarter 2016		124,466.03	270,829.00		466,093.52
	1st Quarter 2016		128,625.32			612,456.49
	4th Quarter 2015		96,483.07	150,829.00		483,831.17
FY2015	3rd Quarter 2015		115,558.26		(881.94)	538,177.10
	Sub-Total	44,356.62	465,132.68	421,658.00	(881.94)	
	2nd Quarter 2015		120,944.22	127,742.50	118,000.00	421,736.90
	1st Quarter 2015		122,937.00			546,535.18
	4th Quarter 2014		104,239.90	127,742.50		423,598.18
FY2014	3rd Quarter 2014		120,711.31			447,100.78
	Sub-Total	95,347.43	468,832.43	255,485.00	118,000.00	
	2nd Quarter 2014		95,362.58	111,163.00	120,000.00	326,389.47
	1st Quarter 2014		92,050.01			462,189.89
	4th Quarter 2013		90,687.97	111,163.00		370,139.88
FY2013	3rd Quarter 2013		82,776.94			390,614.91
	Sub-Total	18,551.50	360,877.50	222,326.00	120,000.00	
	2nd Quarter 2013		82,927.36	96,357.50	80,000.00	307,837.97
	1st Quarter 2013		102,188.41			401,268.11
	4th Quarter 2012		56,763.25	96,357.50		299,079.70
FY2012	3rd Quarter 2012		69,377.43			338,673.95
	Sub-Total	38,541.45	311,256.45	192,715.00	80,000.00	
	2nd Quarter 2012		76,505.61	84,193.50	11,000.00	269,296.52
	1st Quarter 2012		67,043.98		69,000.00	287,984.41
	4th Quarter 2011		63,485.70	84,193.50		289,940.43
FY2011	3rd Quarter 2011		62,766.18			310,648.23
	Sub-Total	21,414.47	269,801.47	168,387.00	80,000.00	
	2nd Quarter 2011		60,050.07	80,530.57		247,882.05
	1st Quarter 2011		61,473.10		80,000.00	268,362.55
	4th Quarter 2010		47,182.38	80,530.57		286,889.45
FY2010	3rd Quarter 2010		67,036.85			320,237.64
	Sub-Total	(5,318.74)	235,742.40	161,061.14	80,000.00	
	2nd Quarter 2010		47,363.32	82,089.00	61,500.00	253,200.79
	1st Quarter 2010		67,910.43			349,426.47
	4th Quarter 2009		46,539.68	82,089.00		281,516.04
FY2009	3rd Quarter 2009		63,672.15			317,065.36
	Sub-Total	(192.42)	225,485.58	164,178.00	61,500.00	
	2nd Quarter 2009		55,182.22			253,393.21
	1st Quarter 2009		68,196.40	80,854.20		198,210.99
	4th Quarter 2008		43,834.09	80,854.20		210,868.79
FY2008	3rd Quarter 2008		75,474.18		15,000.00	247,888.90
	Sub-Total	65,978.49	242,686.89	161,708.40	15,000.00	
	2nd Quarter 2008		52,205.02	100,000.00		187,414.72
	1st Quarter 2008		62,603.17			235,209.70
	4th Quarter 2007		53,485.43			172,606.53
FY2007	3rd Quarter 2007		61,352.43			119,121.10
	Sub-Total	129,646.05	229,646.05	100,000.00	0.00	
	2nd Quarter 2007		57,271.57			57,768.67
	1st Quarter 2007		497.10	0.00	0.00	497.10
	Sub-Total	57,768.67	57,768.67	0.00	0.00	
				1,847,518.54	553,618.06	
<b>Totals All Years</b>		<b>Revenues</b>	<b>2,867,230.12</b>	<b>Expenditures</b>		<b>2,401,136.60</b>
				<b>Net Cash Effect</b>		<b>466,093.52</b>

### GILLESPIE COUNTY, TEXAS

GOB Series 2010 Refunding Bonds ... December.2010  
 Post COB Series 2001 ... September.2001

Bond Redemptions & Interest Payment Schedule  
 February.2011 through February.2021

	Year 1	Year 2	Year 3	Year 4	Year 5	Year 6	Year 7	Year 8	Year 9	Year 10	Year 11	
	2011	2012	2013	2014	2015	2016	2017	2018	2019	2020	2021	
<b>Actual Balance At Year Start</b>	1,839,134.46	1,779,647.50	1,603,672.50	1,429,447.50	1,247,370.00	1,067,992.50						<b>Actual Balance At Year Start</b>
February bonds interest	35,000.00 6,079.46	140,000.00 18,407.50	140,000.00 17,567.50	150,000.00 16,657.50	150,000.00 15,420.00	150,000.00 13,957.50						bonds interest February
August bonds interest	0.00 18,407.50	0.00 17,567.50	0.00 16,657.50	0.00 15,420.00	0.00 13,957.50							bonds interest August
<b>Total Remitted To Date</b>	59,486.96	235,461.96	409,686.96	591,764.46	771,141.96	935,099.46	935,099.46	935,099.46	935,099.46	935,099.46	935,099.46	<b>Total Remitted To Date</b>
<b>Actual Balance To Date</b>	1,779,647.50	1,603,672.50	1,429,447.50	1,247,370.00	1,067,992.50	904,035.00						<b>Actual Balance To Date</b>
<b>Projected Pymnt Per Year</b>	59,486.96	175,975.00	174,225.00	182,077.50	179,377.50	176,265.00	177,677.50	178,540.00	178,865.00	178,670.00	177,975.00	<b>Projected Pymnt Per Year</b>
<b>Projected Balance At Year End</b>	1,779,647.50	1,603,672.50	1,429,447.50	1,247,370.00	1,067,992.50	891,727.50	714,050.00	535,510.00	356,645.00	177,975.00	0.00	<b>Projected Balance At Year End</b>

<b>\$1,988,356.26</b>	COB Series 2001 Debt Service on Refunded Bonds	<b>\$1,590,000.00</b>	Principal	<b>\$1,590,000.00</b>	Series 2010 Sources of Funds..Proceeds of Bonds
<b>\$1,839,134.46</b>	GOB Series 2010 Refunded Bonds	<b>\$249,134.46</b>	interest	<b>\$38,746.50</b>	Cost of Issuance
<b>\$149,221.80</b>	Net savings	<b>\$1,839,134.46</b>	GOB Series 2010, Refunding Bonds	<b>\$1,551,253.50</b>	Deposit to Escrow

Original Certificates of Obligation Bonds Series 2001 payments started February 2002  
 Series 2010 Refunding ... Interest and Bond Redemptions due February of each year starting February of 2011  
 Series 2010 Refunding ... Interest only due August of each year starting August of 2011



GILLESPIE COUNTY, TEXAS

GOB Series 2013 ... Jail Project

Bond Redemptions Interest Payment Schedule  
February.2014 through February.2033

Schedule Bond Redemption & Interest Payment		Initial Receipt of Bonds June.2013	Year 1 2014	Year 2 2015	Year 3 2016	Year 4 2017	Year 5 2018	Year 6 2019	Year 7 2020	Year 8 2021	Year 9 2022	Year 10 2023
<b>Projected Balances At Year Start</b>		20,429,713.00	20,429,713.00	19,408,475.00	18,387,525.00	17,367,275.00	16,347,925.00	15,324,725.00	14,300,875.00	13,279,650.00	12,256,300.00	11,234,800.00
February	bonds	0.00	395,000.00	530,000.00	540,000.00	550,000.00	565,000.00	580,000.00	595,000.00	620,000.00	645,000.00	670,000.00
	interest	0.00	378,113.00	248,125.00	242,825.00	237,425.00	231,925.00	226,275.00	217,575.00	208,650.00	194,700.00	181,800.00
August	bonds	0.00	0.00	0.00	0.00	0.00	0.00	0.00	0.00	0.00	0.00	0.00
	interest	0.00	248,125.00	242,825.00	237,425.00	231,925.00	226,275.00	217,575.00	208,650.00	194,700.00	181,800.00	168,400.00
<b>Projected Total Remittance</b>		0.00	1,021,238.00	2,042,188.00	3,062,438.00	4,081,788.00	5,104,988.00	6,128,838.00	7,150,063.00	8,173,413.00	9,194,913.00	10,215,113.00
<b>Project Balances At Year End</b>		20,429,713.00	19,408,475.00	18,387,525.00	17,367,275.00	16,347,925.00	15,324,725.00	14,300,875.00	13,279,650.00	12,256,300.00	11,234,800.00	10,214,600.00
Bonds Issued June.2014												
Principal and Interest payments due February of each year starting February of 2014												
Interest only payments due August of each year starting August of 2014												

Outstanding Tax Secured Debt		Initial Receipt of Bonds June.2013	Year 1 2014	Year 2 2015	Year 3 2016	Year 4 2017	Year 5 2018	Year 6 2019	Year 7 2020	Year 8 2021	Year 9 2022	Year 10 2023
<b>Balances At Year Start</b>		20,429,713.00	20,429,713.00	19,408,475.50	18,387,525.50							
February	bonds	0.00	395,000.00	530,000.00	540,000.00							
	interest	0.00	378,112.50	248,125.00	242,825.00							
August	bonds	0.00	0.00	0.00								
	interest	0.00	248,125.00	242,825.00								
<b>Total Annual Remittances</b>		0.00	1,021,237.50	1,020,950.00	782,825.00							
<b>Total Remittances To Date</b>		0.00	1,021,237.50	2,042,187.50	2,825,012.50							

GILLESPIE COUNTY, TEXAS

GOB Series 2013 ... Jail Project

Bond Redemptions Interest Payment Schedule  
February, 2014 through February, 2033

Schedule Bond Redemption & Interest Payment	Year 11 2024	Year 12 2025	Year 13 2026	Year 14 2027	Year 15 2028	Year 16 2029	Year 17 2030	Year 18 2031	Year 19 2032	Year 20 2033
<b>Projected Balances At Year Start</b>	10,214,600.00	9,191,800.00	8,172,500.00	7,152,800.00	6,129,000.00	5,107,400.00	4,084,300.00	3,061,100.00	2,039,200.00	1,020,000.00
February bonds	700,000.00	725,000.00	755,000.00	790,000.00	820,000.00	855,000.00	890,000.00	925,000.00	960,000.00	1,000,000.00
interest	168,400.00	154,400.00	139,900.00	124,800.00	109,000.00	92,600.00	75,500.00	57,700.00	39,200.00	20,000.00
August bonds	0.00	0.00	0.00	0.00	0.00	0.00	0.00	0.00	0.00	0.00
interest	154,400.00	139,900.00	124,800.00	109,000.00	92,600.00	75,500.00	57,700.00	39,200.00	20,000.00	0.00
<b>Projected Total Remittance</b>	11,237,913.00	12,257,213.00	13,276,913.00	14,300,713.00	15,322,313.00	16,345,413.00	17,368,613.00	18,390,513.00	19,409,713.00	20,429,713.00
<b>Project Balances At Year End</b>	9,191,800.00	8,172,500.00	7,152,800.00	6,129,000.00	5,107,400.00	4,084,300.00	3,061,100.00	2,039,200.00	1,020,000.00	0.00
Bonds issued June, 2014										
Principal and Interest payments due February of each year starting February of 2014										
Interest only payments due August of each year starting August of 2014										

Outstanding Tax Secured Debt	Year 11 2024	Year 12 2025	Year 13 2026	Year 14 2027	Year 15 2028	Year 16 2029	Year 17 2030	Year 18 2031	Year 19 2032	Year 20 2033
<b>Balances At Year Start</b>										
February bonds interest										
August bonds interest										
<b>Total Annual Remittances</b>										
<b>Total Remittances To Date</b>										



**GILLESPIE COUNTY, TEXAS**  
Capital Assets Lease/Purchase ... Contract 6451, September, 2013  
Road & Bridge Departments

Period	ACTUAL			FY2016			FY2017			FY2018			FY2019		
	Total	Principal	Interest	Total	Principal	Interest	Total	Principal	Interest	Total	Principal	Interest	Total	Principal	Interest
Balance At Year Start	198,399.52			135,747.04			73,094.56			10,442.08			0.00		
October	5,221.04	5,221.04		5,221.04	5,221.04		5,221.04	5,221.04		5,221.04	5,221.04		5,221.04	5,221.04	
November	5,221.04	5,221.04		5,221.04	5,221.04		5,221.04	5,221.04		5,221.04	5,221.04		5,221.04	5,221.04	
December	5,221.04	5,221.04		5,221.04	5,221.04		5,221.04	5,221.04		5,221.04	5,221.04		5,221.04	5,221.04	
January	5,221.04	5,221.04		5,221.04	5,221.04		5,221.04	5,221.04		5,221.04	5,221.04		5,221.04	5,221.04	
February	5,221.04	5,221.04		5,221.04	5,221.04		5,221.04	5,221.04		5,221.04	5,221.04		5,221.04	5,221.04	
March	5,221.04	5,221.04		5,221.04	5,221.04		5,221.04	5,221.04		5,221.04	5,221.04		5,221.04	5,221.04	
April	5,221.04	5,221.04		5,221.04	5,221.04		5,221.04	5,221.04		5,221.04	5,221.04		5,221.04	5,221.04	
May	5,221.04	5,221.04		5,221.04	5,221.04		5,221.04	5,221.04		5,221.04	5,221.04		5,221.04	5,221.04	
June	5,221.04	5,221.04		5,221.04	5,221.04		5,221.04	5,221.04		5,221.04	5,221.04		5,221.04	5,221.04	
July	5,221.04	5,221.04		5,221.04	5,221.04		5,221.04	5,221.04		5,221.04	5,221.04		5,221.04	5,221.04	
August	5,221.04	5,221.04		5,221.04	5,221.04		5,221.04	5,221.04		5,221.04	5,221.04		5,221.04	5,221.04	
September	5,221.04	5,221.04		5,221.04	5,221.04		5,221.04	5,221.04		5,221.04	5,221.04		5,221.04	5,221.04	
Total Proposed Payments Per Year	62,652.48	62,652.48		62,652.48	62,652.48		62,652.48	62,652.48		62,652.48	62,652.48		62,652.48	62,652.48	
Principal	58,462.69	58,462.69		58,462.69	58,462.69		58,462.69	58,462.69		58,462.69	58,462.69		58,462.69	58,462.69	
Interest	6,189.79	6,189.79		6,189.79	6,189.79		6,189.79	6,189.79		6,189.79	6,189.79		6,189.79	6,189.79	
Total	64,652.48	64,652.48		64,652.48	64,652.48		64,652.48	64,652.48		64,652.48	64,652.48		64,652.48	64,652.48	
Projected Balance Year End	135,747.04			73,094.56			10,442.08			0.00					

**PROJECTED Payments**

Payments  
Total  
Principal  
Interest

FY2016 FY2017 FY2018 FY2019

**GILLESPIE COUNTY, TEXAS**  
Capital Assets Lease/Purchase ... Contract 6451, September, 2013  
Road & Bridge Departments

Period	ACTUAL			FY2016			FY2017			FY2018			FY2019		
	Total	Principal	Interest	Total	Principal	Interest	Total	Principal	Interest	Total	Principal	Interest	Total	Principal	Interest
Balance At Year Start	193,188.48			193,188.48											
October	5,221.04	5,221.04		5,221.04	5,221.04		5,221.04	5,221.04		5,221.04	5,221.04		5,221.04	5,221.04	
November	5,221.04	5,221.04		5,221.04	5,221.04		5,221.04	5,221.04		5,221.04	5,221.04		5,221.04	5,221.04	
December	5,221.04	5,221.04		5,221.04	5,221.04		5,221.04	5,221.04		5,221.04	5,221.04		5,221.04	5,221.04	
January	5,221.04	5,221.04		5,221.04	5,221.04		5,221.04	5,221.04		5,221.04	5,221.04		5,221.04	5,221.04	
February	5,221.04	5,221.04		5,221.04	5,221.04		5,221.04	5,221.04		5,221.04	5,221.04		5,221.04	5,221.04	
March	5,221.04	5,221.04		5,221.04	5,221.04		5,221.04	5,221.04		5,221.04	5,221.04		5,221.04	5,221.04	
April	5,221.04	5,221.04		5,221.04	5,221.04		5,221.04	5,221.04		5,221.04	5,221.04		5,221.04	5,221.04	
May	5,221.04	5,221.04		5,221.04	5,221.04		5,221.04	5,221.04		5,221.04	5,221.04		5,221.04	5,221.04	
June	5,221.04	5,221.04		5,221.04	5,221.04		5,221.04	5,221.04		5,221.04	5,221.04		5,221.04	5,221.04	
July	5,221.04	5,221.04		5,221.04	5,221.04		5,221.04	5,221.04		5,221.04	5,221.04		5,221.04	5,221.04	
August	5,221.04	5,221.04		5,221.04	5,221.04		5,221.04	5,221.04		5,221.04	5,221.04		5,221.04	5,221.04	
September	5,221.04	5,221.04		5,221.04	5,221.04		5,221.04	5,221.04		5,221.04	5,221.04		5,221.04	5,221.04	
Total Current Date	46,988.36	46,988.36		46,988.36	46,988.36		46,988.36	46,988.36		46,988.36	46,988.36		46,988.36	46,988.36	
Principal	42,278.13	42,278.13		42,278.13	42,278.13		42,278.13	42,278.13		42,278.13	42,278.13		42,278.13	42,278.13	
Interest	4,710.23	4,710.23		4,710.23	4,710.23		4,710.23	4,710.23		4,710.23	4,710.23		4,710.23	4,710.23	
Total	47,988.36	47,988.36		47,988.36	47,988.36		47,988.36	47,988.36		47,988.36	47,988.36		47,988.36	47,988.36	
Balance as of Current Period	146,200.12			146,200.12											

**ACTUAL Payments**

Payments  
Total  
Principal  
Interest

FY2016 FY2017 FY2018 FY2019

**GILLESPIE COUNTY, TEXAS**  
 Public Property Finance ... Contract 6774, October 24, 2014  
 Sheriff Office ... Law Enforcement Radio System Upgrade

**PROJECTED Payments**

PROJECTED Payments		FY2016			FY2017			FY2018			FY2019		
		Total Payment	Principal	Interest	Total Payment	Principal	Interest	Total Payment	Principal	Interest	Total Payment	Principal	Interest
<b>Balance Year Start</b>		622,829.27			554,260.91			485,692.55			417,124.19		
October	payment	5,714.03			5,714.03			5,714.03			5,714.03		
	principal/interest		4,141.76	1,572.27		4,291.13	1,422.90		4,445.88	1,268.15		4,606.21	1,107.82
November	payment	5,714.03			5,714.03			5,714.03			5,714.03		
	principal/interest		4,154.01	1,560.02		4,303.81	1,410.22		4,459.02	1,255.01		4,619.83	1,094.20
December	payment	5,714.03			5,714.03			5,714.03			5,714.03		
	principal/interest		4,166.29	1,547.74		4,316.54	1,397.49		4,472.21	1,241.82		4,633.49	1,080.54
January	payment	5,714.03			5,714.03			5,714.03			5,714.03		
	principal/interest		4,178.61	1,535.42		4,329.30	1,384.73		4,485.43	1,228.60		4,647.19	1,066.84
February	payment	5,714.03			5,714.03			5,714.03			5,714.03		
	principal/interest		4,190.96	1,523.07		4,342.10	1,371.93		4,498.69	1,215.34		4,660.93	1,053.10
March	payment	5,714.03			5,714.03			5,714.03			5,714.03		
	principal/interest		4,203.35	1,510.68		4,354.94	1,359.09		4,511.99	1,202.04		4,674.71	1,039.32
April	payment	5,714.03			5,714.03			5,714.03			5,714.03		
	principal/interest		4,215.78	1,498.25		4,367.82	1,346.21		4,525.33	1,188.70		4,688.53	1,025.50
May	payment	5,714.03			5,714.03			5,714.03			5,714.03		
	principal/interest		4,228.25	1,485.78		4,380.73	1,333.30		4,538.71	1,175.32		4,702.39	1,011.64
June	payment	5,714.03			5,714.03			5,714.03			5,714.03		
	principal/interest		4,240.75	1,473.28		4,393.68	1,320.35		4,552.13	1,161.90		4,716.30	997.73
July	payment	5,714.03			5,714.03			5,714.03			5,714.03		
	principal/interest		4,253.29	1,460.74		4,406.67	1,307.36		4,565.59	1,148.44		4,730.24	983.79
August	payment	5,714.03			5,714.03			5,714.03			5,714.03		
	principal/interest		4,265.86	1,448.17		4,419.70	1,294.33		4,579.09	1,134.94		4,744.23	969.80
September	payment	5,714.03			5,714.03			5,714.03			5,714.03		
	principal/interest		4,278.48	1,435.55		4,432.77	1,281.26		4,592.63	1,121.40		4,758.25	955.78
<b>Total Proposed Payments Per Year</b>													
	Total Payments	68,568.36			68,568.36			68,568.36			68,568.36		
	Principal		50,517.39			52,339.19			54,226.70			56,182.30	
	Interest			18,050.97			16,229.17			14,341.66			12,386.06
<b>Projected Balance Year End</b>													
			554,260.91			485,692.55			417,124.19			348,555.83	



**GILLESPIE COUNTY, TEXAS**  
**Public Property Finance ... Contract 6774, October 24, 2014**  
**Sheriff Office ... Law Enforcement Radio System Upgrade**

**PROJECTED Payments**

FY2020			FY2021			FY2022			FY2023			FY2024			FY2025		
Total Payment	Principal	Interest	Total Payment	Principal	Interest	Total Payment	Principal	Interest	Total Payment	Principal	Interest	Total Payment	Principal	Interest	Total Payment	Principal	Interest
348,555.83			279,987.47			211,419.11			142,850.75			74,282.39			5,714.03		
5,714.03			5,714.03			5,714.03			5,714.03			5,714.03			5,714.03		
	4,772.32	941.71		4,944.43	769.60		5,122.74	591.29		5,307.48	406.55		5,498.88	215.15		5,696.97	17.06
5,714.03			5,714.03			5,714.03			5,714.03			5,714.03					
	4,786.43	927.60		4,959.04	754.99		5,137.88	576.15		5,323.17	390.86		5,515.14	198.89			
5,714.03			5,714.03			5,714.03			5,714.03			5,714.03					
	4,800.58	913.45		4,973.71	740.32		5,153.07	560.96		5,338.91	375.12		5,531.45	182.58			
5,714.03			5,714.03			5,714.03			5,714.03			5,714.03					
	4,814.78	899.25		4,988.41	725.62		5,168.31	545.72		5,354.69	359.34		5,547.80	166.23			
5,714.03			5,714.03			5,714.03			5,714.03			5,714.03					
	4,829.01	885.02		5,003.16	710.87		5,183.59	530.44		5,370.53	343.50		5,564.20	149.83			
5,714.03			5,714.03			5,714.03			5,714.03			5,714.03					
	4,843.29	870.74		5,017.95	696.08		5,198.92	515.11		5,386.41	327.62		5,580.65	133.38			
5,714.03			5,714.03			5,714.03			5,714.03			5,714.03					
	4,857.61	856.42		5,032.79	681.24		5,214.29	499.74		5,402.33	311.70		5,597.15	116.88			
5,714.03			5,714.03			5,714.03			5,714.03			5,714.03					
	4,871.97	842.06		5,047.67	666.36		5,229.71	484.32		5,418.30	295.73		5,613.70	100.33			
5,714.03			5,714.03			5,714.03			5,714.03			5,714.03					
	4,886.38	827.65		5,062.60	651.43		5,245.17	468.86		5,434.32	279.71		5,630.30	83.73			
5,714.03			5,714.03			5,714.03			5,714.03			5,714.03					
	4,900.83	813.20		5,077.56	636.47		5,260.68	453.35		5,450.39	263.64		5,646.95	67.08			
5,714.03			5,714.03			5,714.03			5,714.03			5,714.03					
	4,915.32	798.71		5,092.58	621.45		5,276.23	437.80		5,466.51	247.52		5,663.65	50.38			
5,714.03			5,714.03			5,714.03			5,714.03			5,714.03					
	4,929.85	784.18		5,107.63	606.40		5,291.83	422.20		5,482.67	231.36		5,680.39	33.64			
68,568.36			68,568.36			68,568.36			68,568.36			68,568.36			5,714.03		
	58,208.37			60,307.53			62,482.42			64,735.71			67,070.26			5,696.97	
		10,359.99			8,260.83			6,085.94			3,832.65			1,498.10			17.06
279,987.47			211,419.11			142,850.75			74,282.39			5,714.03			0.00		

**GILLESPIE COUNTY, TEXAS**  
**Public Property Finance ... Contract 6774, October 24, 2014**  
**Sheriff Office ... Law Enforcement Radio System Upgrade**

**ACTUAL Payments**

ACTUAL Payments	FY2016			FY2017			FY2018			FY2019			Total Payment
	Total Payment	Principal	Interest	Total Payment	Principal	Interest	Total Payment	Principal	Interest	Total Payment	Principal	Interest	
Balance Year Start	<b>623,572.07</b>												
October	payment	5,714.03											
	principal/interest		4,141.76	1,572.27									
November	payment	5,714.03											
	principal/interest		4,154.01	1,560.02									
December	payment	5,714.03											
	principal/interest		4,166.29	1,547.74									
January	payment	5,714.03											
	principal/interest		4,178.61	1,535.42									
February	payment	5,714.03											
	principal/interest		4,190.96	1,523.07									
March	payment	5,714.03											
	principal/interest		4,203.35	1,510.68									
April	payment	5,714.03											
	principal/interest		4,215.78	1,498.25									
May	payment	5,714.03											
	principal/interest		4,228.25	1,485.78									
June	payment	<b>5,714.03</b>											
	principal/interest		<b>4,240.75</b>	<b>1,473.28</b>									
July	payment												
	principal/interest												
August	payment												
	principal/interest												
September	payment												
	principal/interest												
<b>Total Payments Current Period</b>													
	Total Payments	<b>51,426.27</b>											
	Principal		<b>37,719.76</b>										
	Interest			<b>13,706.51</b>									
<b>Balance Current Period</b>													
		<b>572,145.80</b>											



County of Gillespie  
 District Clerk Bond / Trust Recap  
 October 2015 - September 2016  
 Funds Managed by County Treasurer

Cause Description	Cause No	Initial Investment Value	Prior Interest		Current Year Interest												Cause Description	Cause No	Initial Investment Value
			Adjusted	TexPool	TexPool Account														
					Oct.2015	Nov.2015	Dec.2015	Jan.2016	Feb.2016	Mar.2016	Apr.2016	May.2016	Jun.2016	Jul.2016	Aug.2016	Sep.2016			
Sonstegard / Curtis	2705	1,000.00	792.80	31.52	closed 05/2004/												Sonstegard / Curtis	1,824.32	0.00
State v Montagnino	4073	10,000.00	43.82	171.08	closed 04/2004												State v Montagnino	10,214.90	0.00
State v Chow	4232	10,000.00		31.34	closed 05/2004/												State v Chow	10,031.34	0.00
State v Loui	4233	10,000.00		25.50	closed 04/2004												State v Loui	10,025.50	0.00
State v Duecker	4261	20,000.00		33.03	closed 05/2004/												State v Duecker	20,033.03	0.00
State v Duecker	4262	20,000.00		33.03	closed 05/2004/												State v Duecker	20,033.03	0.00
Wheatcraft v Meier	6978	500.00	236.07	159.05	0.07	0.08	0.14	0.20	0.20	0.21	0.25	0.25	0.26				Wheatcraft v Meier	896.84	1.72
Munzell Meier v Robinson	7227	1,000.00	390.71	254.33	closed 03/11/2008												Munzell Meier v Robinson	1,645.04	0.00
Pauls v Bird	8623	500.00	77.66	124.83	0.06	0.06	0.11	0.16	0.16	0.20	0.20	0.20	0.21	0.21			Pauls v Bird	703.86	1.37
Fruitt v Danes	8764	1,000.00	128.41	16.95	closed 02/2004												Fruitt v Danes	1,145.36	0.00
Darron (Investment)	8766	500.00		24.86	closed 10/2005												Darron (Investment)	524.66	0.00
Tin Star Ranch	9411	500.00	5.37	32.96	closed 02/03/2006												Tin Star Ranch	538.33	0.00
Hearne & Phillips	9461	100.00	1.07	21.82	0.01	0.01	0.02	0.03	0.03	0.03	0.03	0.03	0.04	0.04			Hearne & Phillips	123.13	0.24
Haggard v Schroeder	9666	500.00	1.19	108.23	0.05	0.06	0.10	0.14	0.15	0.17	0.17	0.18	0.18				Haggard v Schroeder	610.62	1.20
Staats v Tomn	9752	1,000.00		17.85	closed 12/2003												Staats v Tomn	1,017.65	0.00
Silver Deer v Senkbeil	10010	100.00		20.59	0.01	0.01	0.02	0.03	0.03	0.03	0.03	0.04	0.04				Silver Deer v Senkbeil	120.83	0.24
Ankem v Woods & Schmidt	10154	1,000.00		55.01	closed 03/06/2006												Ankem v Woods & Schmidt	1,055.01	0.00
Sledge v Jones	10370	1,000.00		190.82	0.10	0.11	0.19	0.27	0.28	0.33	0.33	0.34	0.36				Sledge v Jones	1,193.13	2.31
Whitehead v Hatel	10373	100.00		19.11	0.01	0.01	0.02	0.03	0.03	0.03	0.03	0.04	0.04				Whitehead v Hatel	119.35	0.24
Ballard v Keidel	10412	1,000.00		4.31	closed 12/2004												Ballard v Keidel	1,004.31	0.00
Parker/Roscoe L	10522	23,800.00		2,639.22	closed 07/12/2007												Parker/Roscoe L	26,439.22	0.00
Harts v Fourton (dba Silver Deer)	10779	1,000.00		152.11	0.09	0.10	0.18	0.26	0.28	0.32	0.32	0.33	0.34				Harts v Fourton (dba Silver Deer)	1,154.33	2.22
Fonder v Salinas	10930	200.00		27.54	0.02	0.02	0.04	0.05	0.05	0.06	0.06	0.07	0.07				Fonder v Salinas	227.98	0.44
City of Fbg v Penick	10970	274,045.00		118.40	closed 09/21/2006												City of Fbg v Penick	274,163.40	0.00
A J Waight v LCRA	11042	250.00		1.06	closed 07/20/2006												A J Waight v LCRA	251.06	0.00
Jenschke v Friedrich	11228	1,000.00		15.72	closed 06/01/2007												Jenschke v Friedrich	1,015.72	0.00
Quest Oil v Wallen and B&B Oil	11259	1,000.00		74.17	closed 03/24/2011												Quest Oil v Wallen and B&B Oil	1,074.17	0.00
Cornerstone v Parker	11336	1,000.00		52.90	0.09	0.10	0.17	0.24	0.25	0.29	0.29	0.30	0.31				Cornerstone v Parker	1,054.94	2.04
Irwin vs Irwin	11399	303,022.74		3,310.61	closed 06/07/2011												Irwin vs Irwin	306,333.35	0.00
Herb Venture v Varney	11703	250.00		4.12	0.02	0.02	0.04	0.06	0.06	0.07	0.07	0.07	0.08				Herb Venture v Varney	254.61	0.49
Dolezal vs Dolezal	11812	1,000.00		7.95	closed 10/2012												Dolezal vs Dolezal	1,007.95	0.00



County of Gillespie  
 District Clerk Bond / Trust Recap  
 October 2015 - September 2016  
 Funds Managed by County Treasurer

Cause No	Cause Description	Initial Investment Face Value	Prior Interest		Current Year Interest												Released Investments	Current Balances	Current Interest
			Adjusted Interest	TexPool Interest	Oct-2015	Nov-2015	Dec-2015	Jan-2016	Feb-2016	Mar-2016	Apr-2016	May-2016	Jun-2016	Jul-2016	Aug-2016	Sep-2016			
11877	Bredemus and J&B Cheese v Just	1,000.00		9.78	0.08	0.09	0.16	0.25	0.24	0.28	0.28	0.28	0.28	0.29	0.30		1,011.75	1.97	
11897	Prause & Thompson v Bierschwale	100.00		0.92	0.01	0.01	0.02	0.02	0.02	0.03	0.03	0.03	0.03	0.03	0.03		101.12	0.20	
11904	Rutherford v Rafter & Kamp	100.00		0.92	0.01	0.01	0.02	0.02	0.02	0.03	0.03	0.03	0.03	0.03	0.03		101.12	0.20	
11928A	Querner v Lester	1,000.00		1.86	0.08	0.09	0.16	0.25	0.24	0.28	0.28	0.28	0.29	0.30		1,003.83	1.97		
12195	TexHillCo EmployeesC.U. vs Beckmann	100.00		0.05	closed 01-19-2010											100.05	0.00		
12209	Fulton v Coleman	500.00		3.07	0.04	0.05	0.08	0.11	0.12	0.14	0.14	0.14	0.15	0.15		504.05	0.98		
12228	IBT Int v Grammer	115,000.00		130.48	closed 06-2014											115,130.48	0.00		
12369	Ferrell vs Hall, Executor Estate of Klein, Deceased	500.00		0.60	closed 12-27-2010											500.60	0.00		
12603	Baby vs Doggett	400.00		0.35	closed 02-14-2012											400.35	0.00		
12964	Cover v Chase Bank	100.00		0.12	0.01	0.01	0.02	0.02	0.02	0.03	0.03	0.03	0.03	0.03		100.32	0.20		
13025	Balero v Federal Home Mortgage	250.00		0.50	0.02	0.02	0.04	0.06	0.06	0.07	0.07	0.07	0.07	0.08		250.99	0.49		
13119	LCRA vs TRT Ranch	949,500.00		45.58	closed 09-10-2013											949,545.58	0.00		
13120	LCRA vs Oehler	195,000.00		9.36	closed 09-10-2013											195,009.36	0.00		
13121	LCRA vs Wahrmond	177,000.00		8.49	closed 09-10-2013											177,008.49	0.00		
13203	Collins, Estate of Smith v Bank of America	500.00		0.89	0.04	0.05	0.08	0.11	0.12	0.14	0.14	0.14	0.14	0.15		501.86	0.97		
13291	Whatley, et al vs Live Springs, et al	500.00		0.66	0.04	0.05	0.08	0.11	0.12	0.14	0.14	0.14	0.14	0.15		501.63	0.97		
13320	Bruce Kneese vs New York Life Insurance and Annuity Corp, et al	951.17	opened 03-03-2014	0.30	closed 03-05-2015											951.47	0.00		
13343	Hampton vs Spornbauer	2,000.00	closed case settled 03-03-2014	2.64	0.16	0.18	0.32	0.45	0.48	0.56	0.57	0.57	0.59	0.60		2,006.55	3.91		
13640	Kernville Professional Properties LTD ... vs Friendship Village Owner's Assn, Inc ...	500.00	opened 03-03-2014	0.32	0.04	0.05	0.08	0.11	0.12	0.14	0.14	0.14	0.14	0.15		501.29	0.97		
13683	In the Matter of the Marriage of Roxanne L Pennington & Gerard M Pennington and in the interest of Sarah Pennington, Children	500,884.49	opened 09-11-2014	159.13	closed 2015 06 11											501,143.62	0.00		
13859	Berry vs Cardash	5,000.00	opened 09-11-2014	2.69	0.42	0.49	0.76	1.14	1.20	1.40	1.41	1.41	1.45	1.50		5,012.46	9.77		
13859TRC	Berry vs Cardash ... TRO	7,500.00	opened	587.17	closed 07-12-2007											8,087.17	0.00		
10522(a)	Roscoe L Parker Guardianship	4,000.00	67.71	closed 05-2004transferred to District Clerk Acct 117												4,572.49	0.00		
3870A	State v Farmer	1,000.00	125.19	closed 05-2004transferred to District Clerk Acct 117												1,146.08	0.00		
3870B	State v Farmer	26,278.61	92.83	closed 01-2005												26,371.44	0.00		
8766(A)	Damron (trust)																0.00		
Totals		2,676,132.01	2,308.07	8,926.33	1.48	1.68	2.85	4.12	4.29	5.02	5.04	5.04	5.23	5.40	0.00	18,056.59	35.11		



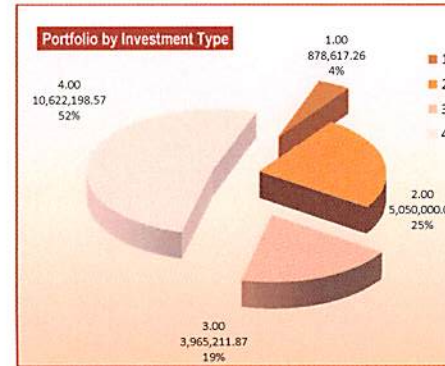
**County of Gillespie**  
**County Clerk Holding Account Recap**  
 October 2015 - September 2016  
 Funds Managed by County Treasurer

Cause	Investment Face Value	Prior Interest Adjusted		Current Year Interest Text-Pool Account												Released Investment	Current Balances	Total Interest FY2015
		Interest	Text-Pool	Oct.2015	Nov.2015	Dec.2015	Jan.2016	Feb.2016	Mar.2016	Apr.2016	May.2016	Jun.2016	Jul.2016	Aug.2016	Sep.2016			
Cause 9145 Doyle/Michael J Guardianship additional funds added July 2013 of \$682.40 to original face of \$119,517.83 or \$120,200.23 principal	120,200.23	344.18		9.91	10.95	19.11	27.37	28.84	33.55	33.50	34.85	36.07		0.00	120,778.56	234.15		
Cause 8132 Roscoe L Parker	7,500.00	97.71		04.2008 account closed - case transferred to District Court												7,597.71	0.00	
Cause 8321 David Eugene Reynolds	100,000.00	11,872.07		closed 07.14.2008												111,872.07	0.00	
<b>Investment Totals</b>	<b>107,500.00</b>	<b>0.00</b>	<b>12,313.96</b>	<b>9.91</b>	<b>10.95</b>	<b>19.11</b>	<b>27.37</b>	<b>28.84</b>	<b>33.55</b>	<b>33.50</b>	<b>34.85</b>	<b>36.07</b>	<b>0.00</b>	<b>0.00</b>	<b>120,778.56</b>	<b>234.15</b>		

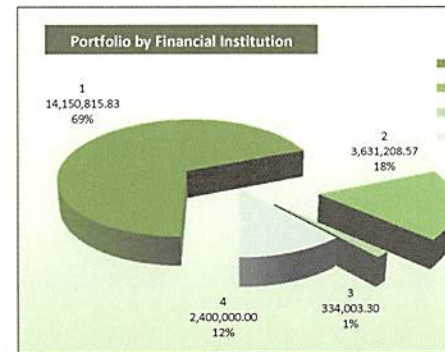
## GILLESPIE COUNTY, TEXAS Portfolio Asset Summary By Investment Type

As of June 30, 2016  
Of Funds Managed By County Treasurer Office

Financial Institution Account / Investment Type	Cash Balances As Of June 30, 2016	
<b>Security State Bank &amp; Trust County Depository</b>		
<b>Checking Accounts</b>		
General ... multi-fund account	284.93	
COB 2001, GOB Series 2010 Interest & Sinking	67,408.78	
County Attorney Hot Check Fund	12,313.97	
Appellate Judicial	479.90	
Justice of Peace No 1	63,778.36	
Justice of Peace No 2	31,876.11	
County Clerk Operating	45,687.97	
District Clerk Operating	75,347.29	
GOB Series 2013 ... Jail Project	1.00	
GOB Series 2013 ... Interest & Sinking	<u>581,438.95</u>	<u>878,617.26</u>
<b>Sweep Accounts</b>		
General Sweep Account ... multi-fund account	10,581,698.61	
GOB Series 2013 Sweep Account ... Jail Project	<u>40,499.96</u>	<u>10,622,198.57</u>
<b>Certificate of Deposit .. General Fund (10.)</b>		
0.35% per annum, paid monthly .. maturity 02.11.2017	100,000.00	
0.35% per annum, paid monthly .. maturity 05.02.2017	100,000.00	
0.35% per annum, paid monthly .. maturity 02.28.2017	100,000.00	
0.35% per annum, paid monthly .. maturity 10.29.2016	100,000.00	
0.35% per annum, paid monthly .. maturity 03.04.2017	250,000.00	
0.35% per annum, paid monthly .. maturity 04.01.2017	500,000.00	
0.35% per annum, paid monthly .. maturity 07.01.2016	500,000.00	
0.35% per annum, paid monthly .. maturity 10.01.2016	500,000.00	
0.35% per annum, paid monthly .. maturity 01.01.2017	<u>500,000.00</u>	<u>2,650,000.00</u>
		<b>14,150,815.83</b>
<b>TexPool Investment Service for Public Funds</b>		
<b>Investment Pool</b>		
General ... multi-fund account	3,491,661.66	
Interest & Sinking	711.76	
District Clerk Holding In Trust	18,056.59	
County Clerk Holding In Trust	120,778.56	
GOB Series 2013 ... Jail Project	<u>0.00</u>	<u>3,631,208.57</u>
		<b>3,631,208.57</b>



Portfolio by Investment Type As of June 30, 2016		
1	878,617.26	Checking Accounts
2	5,050,000.00	Certificates of Deposit
3	3,965,211.87	Investment Pools
4	<u>10,622,198.57</u>	Sweep Accounts
		<b>20,516,027.70</b> Total



Portfolio by Financial Institution As of June 30, 2016		
1	14,150,815.83	Security State Bank & Trust
2	3,631,208.57	TexPool
3	334,003.30	Texas Class
4	<u>2,400,000.00</u>	Blanco National Bank
		<b>20,516,027.70</b> Total



## GILLESPIE COUNTY, TEXAS

### Portfolio Asset Summary By Investment Type

As of June 30, 2016  
 Of Funds Managed By County Treasurer Office

Financial Institution Account / Investment Type	Cash Balances As Of June 30, 2016		
<b>Texas Class</b>			
<b>Investment Service for Public Funds</b>			
<b>Investment Pool</b>			
GOB Series 2013 ... Jail Project	334,003.30	334,003.30	334,003.30
<b>Blanco National Bank</b>			
<b>Certificate of Deposit .. General Fund (10.)</b>			
0.45% per annum, paid monthly .. maturity 11.07.2016	100,000.00		
0.45% per annum, paid monthly .. maturity 02.11.2017	100,000.00		
0.45% per annum, paid monthly .. maturity 01.02.2017	100,000.00		
0.45% per annum, paid monthly .. maturity 07.19.2016	100,000.00		
0.45% per annum, paid monthly .. maturity 03.07.2017	100,000.00		
0.45% per annum, paid monthly .. maturity 09.07.2016	100,000.00		
0.45% per annum, paid monthly .. maturity 10.07.2016	100,000.00		
0.45% per annum, paid monthly .. maturity 05.28.2017	100,000.00		
0.45% per annum, paid monthly .. maturity 05.28.2017	100,000.00		
0.45% per annum, paid monthly .. maturity 08.02.2016	100,000.00		
0.45% per annum, paid monthly .. maturity 11.02.2016	100,000.00		
0.45% per annum, paid monthly .. maturity 12.02.2016	100,000.00		
0.45% per annum, paid monthly .. maturity 04.18.2017	100,000.00		
0.45% per annum, paid monthly .. maturity 11.22.2016	100,000.00		
0.45% per annum, paid monthly .. maturity 01.30.2017	100,000.00		
0.45% per annum, paid monthly .. maturity 01.30.2017	100,000.00		
0.45% per annum, paid monthly .. maturity 03.05.2017	100,000.00		
0.45% per annum, paid monthly .. maturity 04.01.2017	100,000.00		
0.45% per annum, paid monthly .. maturity 12.01.2016	100,000.00		
0.45% per annum, paid monthly .. maturity 04.01.2017	100,000.00		
0.45% per annum, paid monthly .. maturity 04.01.2017	100,000.00		
0.45% per annum, paid monthly .. maturity 04.15.2017	100,000.00		
0.45% per annum, paid monthly .. maturity 06.01.2017	100,000.00		
0.45% per annum, paid monthly .. maturity 06.15.2017	100,000.00	2,400,000.00	2,400,000.00
<b>Total</b>			<b>20,516,027.70</b>

GILLESPIE COUNTY, TEXAS

Portfolio Asset Summary vs. Security Holdings  
As of June 30, 2016

For Funds Held by the County Treasurer and All Fee Offices

Financial Institution Account / Investment Type	Cash Balances as of June 30, 2016		Financial Institution Pledge / Security Holdings
Security State Bank & Trust County Depository	Account Balances		Pledge / Security Holdings
<b>County Treasurer Managed Accounts</b>			
Checking Accounts			
General Checking ... multi-fund account	284.93		
COB Series 2001, GOREfunding 2010 Interest & Sinking	67,408.78		
County Attorney Hot Check Fund	12,313.97		
Appellate Judicial	479.90		
Justice of Peace No 1	63,778.36		
Justice of Peace No 2	31,876.11		
County Clerk Operating	45,687.97		
District Clerk Operating	75,347.29		
GOB Series 2013 ... Jail Project	1.00		
GOB Series 2013 ... Interest & Sinking	<u>581,438.95</u>	<u>878,617.26</u>	
Sweep Account			
General Sweep Account ... multi-fund account	10,581,698.61		
GOB Series 2013 Sweep Account ... Jail Project	<u>40,499.96</u>	<u>10,622,198.57</u>	
<b>County Treasurer Managed Investments</b>			
Certificates of Deposit .. General Fund (10.)			
0.35% per annum, paid monthly .. maturity 02.11.2017	100,000.00		
0.35% per annum, paid monthly .. maturity 05.02.2017	100,000.00		
0.35% per annum, paid monthly .. maturity 02.28.2017	100,000.00		
0.35% per annum, paid monthly .. maturity 10.29.2016	100,000.00		
0.35% per annum, paid monthly .. maturity 03.04.2017	250,000.00		
0.35% per annum, paid monthly .. maturity 04.01.2017	500,000.00		
0.35% per annum, paid monthly .. maturity 07.01.2016	500,000.00		
0.35% per annum, paid monthly .. maturity 10.01.2016	500,000.00		
0.35% per annum, paid monthly .. maturity 01.01.2017	<u>500,000.00</u>	<u>2,650,000.00</u>	



**GILLESPIE COUNTY, TEXAS**

**Portfolio Asset Summary vs. Security Holdings  
As of June 30, 2016**

**For Funds Held by the County Treasurer and All Fee Offices**

Financial Institution Account / Investment Type	Cash Balances as of June 30, 2016	Financial Institution Pledge / Security Holdings
Security State Bank & Trust County Depository	Account Balances	Pledge / Security Holdings
<b>Tax Assessor-Collector Managed Accounts</b>		
Checking Accounts		
TA-C Operating Account	41,739.88	
Txp&WL	10,481.12	
MVD	173,456.81	
MVD Sales Tax	258,098.90	
City of Fredericksburg Ad Valorem	88.95	
MVD Title	2,682.41	
Road & Bridge Fee	11,304.09	
Fredericksburg ISD Ad Valorem	7,590.13	
Escrow (Ad Valorem Property)	33.84	
VIT (Vehicle Inventory Tax) Escrow	1,570.77	
Harper ISD Ad Valorem	15.73	
Gillespie County WCID Ad Valorem	0.05	
Doss CCSD Ad Valorem	0.00	
Stonewall WCID Ad Valorem	0.00	
Hill Country Underground WCD Ad Valorem	0.00	
Gillespie County Ad Valorem	104.93	507,167.61
<b>County Clerk Managed Account</b>		
Checking Account		
County Clerk Escrow	26,008.38	26,008.38
<b>Sheriff Managed Account</b>		
Checking Account		
Sheriff Bail Bond Account	56,650.00	
Sheriff Inmate	20,408.03	
Sheriff Commissary	5,534.17	82,592.20
<b>District Clerk Managed Account</b>		
Checking Account		
District Clerk Trust	60,194.99	60,194.99
	14,826,779.01	18,763,543.37

17,326,034.13	SSB&T Pledged Securities, par value / current face
17,738,244.35	SSB&T Pledged Securities, book value
18,263,543.37	SSB&T Pledged Securities, fair market value
250,000.00	FDIC Coverage / Demand Deposits @ SSB&T
250,000.00	FDIC Coverage / Time Deposits @ SSB&T

GILLESPIE COUNTY, TEXAS

Portfolio Asset Summary vs. Security Holdings  
As of June 30, 2016

For Funds Held by the County Treasurer and All Fee Offices

Financial Institution Account / Investment Type	Cash Balances as of June 30, 2016	Financial Institution Pledge / Security Holdings
<b>TexPool Investment Service for Public Funds</b>		
<b>County Treasurer Managed Investments</b>		
Investment Pool Accounts		Pledge / Security Holdings
General ... multi-fund account Interest & Sinking - COB Series 2001/GOB Series 2010	3,491,661.66 711.76	
District Clerk Holding	18,056.59	
County Clerk Holding	120,778.56	
GOB Series 2013 ... Jail Project	0.00	
	<b>3,631,208.57</b>	<b>3,631,208.57</b>
Net Asset Value ... TexPool seeks to maintain a net asset value of \$1.00 (+/- 0.005 allowable) and is designed to be used for investments of funds which may be needed at any time. June 30, 2016, net asset value 1.00015		

Financial Institution Account / Investment Type	Cash Balances as of June 30, 2016	Financial Institution Pledge / Security Holdings
<b>Texas Class Investment Service for Public Funds</b>		
<b>County Treasurer Managed Investments</b>		
Investment Pool Account		Pledge / Security Holdings
GOB Series 2013 ... Jail Project	334,003.30	
	<b>334,003.30</b>	<b>334,003.30</b>
Net Asset Value ... Texas Class seeks to maintain a net asset value of \$1.00 (+/- 0.005 allowable) and is designed to be used for investments of funds which may be needed at any time. June 30, 2016, net asset value 1.00		



GILLESPIE COUNTY, TEXAS

Portfolio Asset Summary vs. Security Holdings  
As of June 30, 2016

For Funds Held by the County Treasurer and All Fee Offices

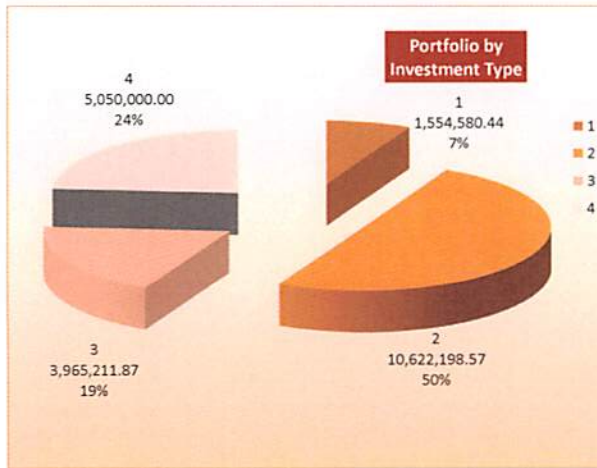
Financial Institution Account / Investment Type	Cash Balances as of June 30, 2016			Financial Institution Pledge / Security Holdings
Blanco National Bank	Account Balances			Pledge / Security Holdings
<b>County Treasurer Managed Investments</b>				
Certificates of Deposit .. General Fund (10 )				
0.45% per annum, paid monthly .. maturity 11.07.2016	100,000.00			
0.45% per annum, paid monthly .. maturity 02.11.2017	100,000.00			
0.45% per annum, paid monthly .. maturity 01.02.2017	100,000.00			
0.45% per annum, paid monthly .. maturity 07.19.2016	100,000.00			
0.45% per annum, paid monthly .. maturity 03.07.2017	100,000.00			
0.45% per annum, paid monthly .. maturity 09.07.2016	100,000.00			
0.45% per annum, paid monthly .. maturity 10.07.2016	100,000.00			
0.45% per annum, paid monthly .. maturity 05.28.2017	100,000.00			
0.45% per annum, paid monthly .. maturity 05.28.2017	100,000.00			
0.45% per annum, paid monthly .. maturity 08.02.2016	100,000.00			
0.45% per annum, paid monthly .. maturity 11.02.2016	100,000.00			
0.45% per annum, paid monthly .. maturity 12.02.2016	100,000.00			
0.45% per annum, paid monthly .. maturity 04.18.2017	100,000.00			
0.45% per annum, paid monthly .. maturity 11.22.2016	100,000.00			
0.45% per annum, paid monthly .. maturity 01.30.2017	100,000.00			
0.45% per annum, paid monthly .. maturity 01.30.2017	100,000.00			
0.45% per annum, paid monthly .. maturity 03.05.2017	100,000.00			
0.45% per annum, paid monthly .. maturity 04.01.2017	100,000.00			
0.45% per annum, paid monthly .. maturity 12.01.2016	100,000.00			
0.45% per annum, paid monthly .. maturity 04.01.2017	100,000.00			
0.45% per annum, paid monthly .. maturity 04.01.2017	100,000.00			
0.45% per annum, paid monthly .. maturity 04.15.2017	100,000.00			
0.45% per annum, paid monthly .. maturity 06.01.2017	100,000.00			
0.45% per annum, paid monthly .. maturity 06.15.2017	100,000.00	2,400,000.00	2,400,000.00	2,671,844.98
				2,191,849.11 BNB Pledged Securities .par value
				2,278,524.81 BNB Pledged Securities .book value
				2,421,844.98 BNB Pledged Securities .fair market value
				250,000.00 FDIC Coverage @ BNB

GILLESPIE COUNTY, TEXAS

Portfolio Asset Summary vs. Security Holdings  
As of June 30, 2016

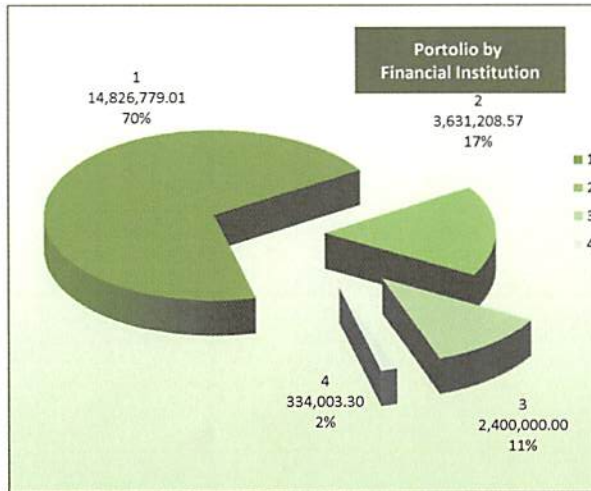
For Funds Held by the County Treasurer and All Fee Offices

Financial Institution Account / Investment Type	Cash Balances as of June 30, 2016	Financial Institution Pledge / Security Holdings
<b>Total Assets</b>	<b>As Of June 30, 2016 21,191,990.88</b>	<b>As Of June 30, 2016 25,400,600.22</b>



**Portfolio by Investment Type**  
As of June 30, 2016

1	1,554,580.44	Checking Accounts
2	10,622,198.57	Sweep Accounts
3	3,965,211.87	Investment Pools
4	5,050,000.00	Certificates of Deposit
<b>21,191,990.88</b>		<b>Total</b>



**Portfolio by Financial Institution**  
As of June 30, 2016

1	14,826,779.01	Security State Bank & Trust
2	3,631,208.57	TexPool
3	2,400,000.00	Blanco National Bank
4	334,003.30	Texas Class
<b>21,191,990.88</b>		<b>Total</b>



**GILLESPIE COUNTY, TEXAS**  
**Portfolio Asset Summary vs. Security Holdings**  
**As of June 30, 2016**

**For Funds Held by the County Treasurer and All Fee Offices**

Financial Institution Account / Investment Type	Cash Balances as of June 30, 2016	Financial Institution Pledge / Security Holdings																
<b>Deposit and Investment</b>																		
<b>Risk Disclosure</b>																		
<p><b>General Statement</b> ... The County continues to take a conservative approach to investment of county funds. Investment strategies are built on cash flow versus fund name. County funds are predominantly invested in TexPool ... an investment service for public funds ... and certificate of deposits. Depository interest-bearing checking accounts are used more as clearing accounts than a type of investment.</p> <p>The General Checking Account (multi-fund account) ... interest-bearing, with a one dollar (\$1.00) threshold ... is attached to a sweep account with a \$25,000.00 required minimum balance. This holds the same for the GOB Series 2013 Account ... it is interest-bearing, with a one dollar (\$1.00) threshold ... and is attached to a sweep account with a \$25,000.00 required minimum balance.</p> <p><b>Custodial Risk</b> ... All deposits/investments with any banking institution are collateralized over 100%, all collateral (exclusive FDIC coverage) is placed with a third party that is not a depository of the County, and collateral is pledged to Gillespie County.</p> <p><b>Interest Rate Risk</b> ... The County does not have a formal investment policy that limits investment maturities as a means of managing its exposure to fair value losses arising from changing interest rates.</p> <p>At June 30, 2016, the County had no investments other than those in an investment pool that would be effected.</p> <p>Certificates of Deposit are normally held at one year maturities and maturity dates are staggered.</p> <p>Occasionally CD's are originally invested for periods of less or over a year to optimize a staggered portfolio CD's are held at face values with interests paid to the County monthly.</p> <p><b>Credit Risk</b> ... <b>At June 30, 2016, the County has no investments</b> in commercial paper, corporate bonds, mutual funds.</p> <p>At June 30, 2016, TexPool was rated AAAm by Standard &amp; Poor's.</p> <p>At June 30, 2016, Texas Class was rated AAAm by Standard &amp; Poor's.</p> <p><b>Concentration of Credit Risk</b> ... The County does not place any limit on the amount the County may invest with any type of investment or issuer. However, considering the current economy the County has kept lower concentrations in any one issuer.</p> <p>At June 30, 2016, the County had its assets/investments invested by investment type</p> <table style="margin-left: 40px;"> <tr><td>18.7109</td><td>% in investment pools</td></tr> <tr><td>23.8298</td><td>% in certificate of deposit(s)</td></tr> <tr><td>7.3357</td><td>% in checking, money market, passbook accounts</td></tr> <tr><td>50.1236</td><td>% in sweep accounts</td></tr> </table> <p>At June 30, 2016, the County had its assets/investments invested by issuer</p> <table style="margin-left: 40px;"> <tr><td>17.1348</td><td>% in TexPool</td></tr> <tr><td>69.9541</td><td>% in Security State Bank &amp; Trust</td></tr> <tr><td>11.3250</td><td>% in Blanco National Bank</td></tr> <tr><td>1.5761</td><td>% in Texas Class</td></tr> </table>			18.7109	% in investment pools	23.8298	% in certificate of deposit(s)	7.3357	% in checking, money market, passbook accounts	50.1236	% in sweep accounts	17.1348	% in TexPool	69.9541	% in Security State Bank & Trust	11.3250	% in Blanco National Bank	1.5761	% in Texas Class
18.7109	% in investment pools																	
23.8298	% in certificate of deposit(s)																	
7.3357	% in checking, money market, passbook accounts																	
50.1236	% in sweep accounts																	
17.1348	% in TexPool																	
69.9541	% in Security State Bank & Trust																	
11.3250	% in Blanco National Bank																	
1.5761	% in Texas Class																	

## GILLESPIE COUNTY TEXAS

### Investment Performance Summary Certificate of Deposits

Financial Institution	FY2016												Year To Date		
	Oct	Nov	Dec	Jan	Feb	Mar	Apr	May	Jun	Jul	Aug	Sep			
<b>Blanco National Bank</b>													<b>Blanco National Bank</b>		
Certificate of Deposits ... held at face value													Certificate of Deposits ... held at face value		
Amount of Investment	2,400,000	2,400,000	2,400,000	2,400,000	2,400,000	2,400,000	2,400,000	2,400,000	2,400,000	2,400,000	2,400,000	2,400,000	2,400,000	2,400,000	Average Investment
Average Interest Rate	0.4500	0.4500	0.4500	0.4500	0.4500	0.4500	0.4500	0.4500	0.4500	0.4500	0.4500	0.4500	0.4500	0.4500	Average Interest Rate
Earned Interest	887.76	917.28	887.76	917.28	914.82	860.48	917.28	887.76	917.28					8,107.70	Earned Interest
<b>Security State Bank &amp; Trust</b>													<b>Security State Bank &amp; Trust</b>		
Certificate of Deposits ... held at face value													Certificate of Deposits ... held at face value		
Amount of Investment	2,650,000	2,650,000	2,650,000	2,650,000	2,650,000	2,650,000	2,650,000	2,650,000	2,650,000	2,650,000	2,650,000	2,650,000	2,650,000	2,650,000	Average Investment
Average Interest Rate	0.3500	0.3500	0.3500	0.3500	0.3500	0.3500	0.3500	0.3500	0.3500	0.3500	0.3500	0.3500	0.3500	0.3500	Average Interest Rate
Earned Interest	762.36	787.76	762.36	787.76	787.76	736.92	787.76	762.36	787.76					6,962.80	Earned Interest

Financial Institution	FY2015												Year To Date		
	Oct	Nov	Dec	Jan	Feb	Mar	Apr	May	Jun	Jul	Aug	Sep			
<b>Blanco National Bank</b>													<b>Blanco National Bank</b>		
Certificate of Deposits ... held at face value													Certificate of Deposits ... held at face value		
Amount of Investment	2,400,000	2,400,000	2,400,000	2,400,000	2,400,000	2,400,000	2,400,000	2,400,000	2,400,000	2,400,000	2,400,000	2,400,000	2,400,000	2,400,000	Average Investment
Average Interest Rate	0.4500	0.4500	0.4500	0.4500	0.4500	0.4500	0.4500	0.4500	0.4500	0.4500	0.4500	0.4500	0.4500	0.4500	Average Interest Rate
Earned Interest	887.76	917.28	887.76	917.28	912.34	833.42	916.05	890.22	917.28	887.76	917.28	917.28		10,801.71	Earned Interest
<b>Security State Bank &amp; Trust</b>													<b>Security State Bank &amp; Trust</b>		
Certificate of Deposits ... held at face value													Certificate of Deposits ... held at face value		
Amount of Investment	2,650,000	2,650,000	2,650,000	2,650,000	2,650,000	2,650,000	2,650,000	2,650,000	2,650,000	2,650,000	2,650,000	2,650,000	2,650,000	2,650,000	Average Investment
Average Interest Rate	0.3500	0.3500	0.3500	0.3500	0.3500	0.3500	0.3500	0.3500	0.3500	0.3500	0.3500	0.3500	0.3500	0.3500	Average Interest Rate
Earned Interest	762.36	787.63	762.36	787.63	786.80	712.48	787.76	762.36	787.76	762.36	787.76	787.76		9,275.02	Earned Interest

Financial Institution	FY2014												Year To Date		
	Oct	Nov	Dec	Jan	Feb	Mar	Apr	May	Jun	Jul	Aug	Sep			
<b>Blanco National Bank</b>													<b>Blanco National Bank</b>		
Certificate of Deposits ... held at face value													Certificate of Deposits ... held at face value		
Amount of Investment	2,400,000	2,400,000	2,400,000	2,400,000	2,400,000	2,400,000	2,400,000	2,400,000	2,400,000	2,400,000	2,400,000	2,400,000	2,400,000	2,400,000	Average Investment
Average Interest Rate	0.5333	0.5167	0.5042	0.4917	0.4875	0.4792	0.4583	0.4500	0.4500	0.4500	0.4500	0.4500	0.4500	0.4767	Average Interest Rate
Earned Interest	1,076.62	1,095.57	1,019.12	1,036.14	1,005.73	910.12	985.20	912.39	925.77	887.76	917.28	917.28		11,688.98	Earned Interest
<b>Security State Bank &amp; Trust</b>													<b>Security State Bank &amp; Trust</b>		
Certificate of Deposits ... held at face value													Certificate of Deposits ... held at face value		
Amount of Investment	2,650,000	2,650,000	2,650,000	2,650,000	2,650,000	2,650,000	2,650,000	2,650,000	2,650,000	2,650,000	2,650,000	2,650,000	2,650,000	2,650,000	Average Investment
Average Interest Rate	0.3889	0.3889	0.3889	0.3833	0.3722	0.3667	0.3611	0.3556	0.3556	0.3500	0.3500	0.3500	0.3500	0.3676	Average Interest Rate
Earned Interest	871.27	874.78	846.61	874.78	852.59	764.27	834.46	792.22	808.99	782.91	787.76	787.76		9,878.40	Earned Interest

Financial Institution	FY2013												Year To Date		
	Oct	Nov	Dec	Jan	Feb	Mar	Apr	May	Jun	Jul	Aug	Sep			
<b>Blanco National Bank</b>													<b>Blanco National Bank</b>		
Certificate of Deposits ... held at face value													Certificate of Deposits ... held at face value		
Amount of Investment	2,400,000	2,400,000	2,400,000	2,400,000	2,400,000	2,400,000	2,400,000	2,400,000	2,400,000	2,400,000	2,400,000	2,400,000	2,400,000	2,400,000	Average Investment
Average Interest Rate	0.6500	0.6458	0.6375	0.6250	0.6208	0.6125	0.6125	0.5833	0.5708	0.5583	0.5500	0.5471		0.6011	Average Interest Rate
Earned Interest	1,282.08	1,324.80	1,273.86	1,299.33	1,267.84	1,148.97	1,248.39	1,167.00	1,188.96	1,125.91	1,146.51	1,129.53		14,603.18	Earned Interest
<b>Security State Bank &amp; Trust</b>													<b>Security State Bank &amp; Trust</b>		
Certificate of Deposits ... held at face value													Certificate of Deposits ... held at face value		
Amount of Investment	2,650,000	2,650,000	2,650,000	2,650,000	2,650,000	2,650,000	2,650,000	2,650,000	2,650,000	2,650,000	2,650,000	2,650,000	2,650,000	2,650,000	Average Investment
Average Interest Rate	0.4778	0.4778	0.4778	0.4667	0.4444	0.4333	0.4333	0.4111	0.4111	0.4000	0.4000	0.4000	0.4000	0.4361	Average Interest Rate
Earned Interest	1,089.06	1,074.40	1,039.75	1,074.40	1,030.84	917.83	993.69	920.58	942.72	912.36	900.25	900.25		11,796.13	Earned Interest



# GILLESPIE COUNTY TEXAS

## Investment Performance Summary Certificate of Deposits

Financial Institution	FY2012												Year To Date		
	Oct	Nov	Dec	Jan	Feb	Mar	Apr	May	Jun	Jul	Aug	Sep			
<b>Blanco National Bank</b>													<b>Blanco National Bank</b>		
Certificate of Deposits ... held at face value													Certificate of Deposits ... held at face value		
Amount of Investment	2,400,000	2,400,000	2,400,000	2,400,000	2,400,000	2,400,000	2,400,000	2,400,000	2,400,000	2,400,000	2,400,000	2,400,000	2,400,000	2,400,000	Average Investment
Average Interest Rate	0.8458	0.8083	0.7833	0.7458	0.7333	0.7167	0.6750	0.6583	0.6500	0.6500	0.6500	0.6500	0.6500	0.7139	Average Interest Rate
Earned Interest	1,693.08	1,724.02	1,598.55	1,596.62	1,516.62	1,401.92	1,460.72	1,331.40	1,341.79	1,282.08	1,324.80	1,324.80	1,324.80	17,596.40	Earned Interest
<b>Security State Bank &amp; Trust</b>													<b>Security State Bank &amp; Trust</b>		
Certificate of Deposits ... held at face value													Certificate of Deposits ... held at face value		
Amount of Investment	2,650,000	2,650,000	2,650,000	2,650,000	2,650,000	2,650,000	2,650,000	2,650,000	2,650,000	2,650,000	2,650,000	2,650,000	2,650,000	2,650,000	Average Investment
Average Interest Rate	0.7222	0.7222	0.7222	0.6889	0.6222	0.5889	0.5556	0.5222	0.5222	0.5000	0.5000	0.5000	0.5000	0.5972	Average Interest Rate
Earned Interest	1,800.00	1,605.23	1,553.43	1,605.23	1,477.83	1,334.81	1,363.18	1,195.90	1,210.30	1,171.25	1,125.37	1,125.37	1,125.37	16,567.90	Earned Interest

Financial Institution	FY2011												Year To Date		
	Oct	Nov	Dec	Jan	Feb	Mar	Apr	May	Jun	Jul	Aug	Sep			
<b>Blanco National Bank</b>													<b>Blanco National Bank</b>		
Certificate of Deposits ... held at face value													Certificate of Deposits ... held at face value		
Amount of Investment	2,400,000	2,400,000	2,400,000	2,400,000	2,400,000	2,400,000	2,400,000	2,400,000	2,400,000	2,400,000	2,400,000	2,400,000	2,400,000	2,400,000	Average Investment
Average Interest Rate	1.4625	1.3292	1.2542	1.1938	1.1771	1.1354	1.0313	0.9896	0.9396	0.9104	0.8813	0.8583	0.8583	1.0969	Average Interest Rate
Earned Interest	2,979.48	2,981.13	2,621.94	2,556.45	2,422.88	2,185.34	2,312.03	2,034.21	2,017.07	1,853.37	1,855.68	1,796.22	1,796.22	27,615.80	Earned Interest
<b>Security State Bank &amp; Trust</b>													<b>Security State Bank &amp; Trust</b>		
Certificate of Deposits ... held at face value													Certificate of Deposits ... held at face value		
Amount of Investment	2,650,000	2,650,000	2,650,000	2,650,000	2,650,000	2,650,000	2,650,000	2,650,000	2,650,000	2,650,000	2,650,000	2,650,000	2,650,000	2,650,000	Average Investment
Average Interest Rate	1.1333	1.1333	1.1333	1.1000	1.0222	0.9833	0.9333	0.8833	0.8833	0.8333	0.8333	0.8333	0.8333	0.9754	Average Interest Rate
Earned Interest	2,447.26	2,541.58	2,459.59	2,541.58	2,411.45	2,129.59	2,280.43	2,021.92	2,051.12	1,984.93	1,860.02	1,860.02	1,860.02	26,589.49	Earned Interest

Financial Institution	FY2010												Year To Date		
	Oct	Nov	Dec	Jan	Feb	Mar	Apr	May	Jun	Jul	Aug	Sep			
<b>Blanco National Bank</b>													<b>Blanco National Bank</b>		
Certificate of Deposits ... held at face value													Certificate of Deposits ... held at face value		
Amount of Investment	2,200,000	2,200,000	2,200,000	2,200,000	2,200,000	2,200,000	2,400,000	2,400,000	2,400,000	2,400,000	2,400,000	2,400,000	2,400,000	2,300,000	Average Investment
Average Interest Rate	2.5886	2.4409	2.3500	2.1795	2.1227	2.0091	1.8083	1.7250	1.6208	1.5792	1.5479	1.5104	1.5104	1.9569	Average Interest Rate
Earned Interest	4,775.37	4,836.85	4,413.71	4,390.95	4,057.67	3,597.30	3,753.99	3,567.14	3,516.20	3,197.28	3,218.95	3,155.25	3,155.25	46,480.66	Earned Interest
<b>Security State Bank &amp; Trust</b>													<b>Security State Bank &amp; Trust</b>		
Certificate of Deposits ... held at face value													Certificate of Deposits ... held at face value		
Amount of Investment	400,000	400,000	400,000	400,000	400,000	650,000	2,650,000	2,650,000	2,650,000	2,650,000	2,650,000	2,650,000	2,650,000	1,545,833	Average Investment
Average Interest Rate	1.5750	1.5750	1.5750	1.5750	1.2750	1.2500	1.1333	1.0833	1.0833	1.1389	1.1389	1.1389	1.1389	1.2951	Average Interest Rate
Earned Interest	673.99	535.06	517.82	535.06	532.05	394.25	677.32	2,441.10	2,193.21	2,202.74	2,528.82	2,528.83	2,528.83	15,760.25	Earned Interest

Financial Institution	FY2009												Year To Date		
	Oct	Nov	Dec	Jan	Feb	Mar	Apr	May	Jun	Jul	Aug	Sep			
<b>Blanco National Bank</b>													<b>Blanco National Bank</b>		
Certificate of Deposits ... held at face value													Certificate of Deposits ... held at face value		
Amount of Investment	1,700,000	1,700,000	1,700,000	1,700,000	1,700,000	1,700,000	2,200,000	2,200,000	2,200,000	2,200,000	2,200,000	2,200,000	2,200,000	1,950,000	Average Investment
Average Interest Rate	4.0412	3.6618	3.5353	3.2294	3.1500	3.0147	2.8682	2.7864	2.7864	2.7455	2.6932	2.6409	2.6409	3.0961	Average Interest Rate
Earned Interest	5,810.95	5,834.80	5,116.43	5,104.40	4,634.27	4,136.41	4,352.75	5,385.78	5,206.30	5,038.38	5,129.86	5,032.19	5,032.19	60,782.52	Earned Interest
<b>Security State Bank &amp; Trust</b>													<b>Security State Bank &amp; Trust</b>		
Certificate of Deposits ... held at face value													Certificate of Deposits ... held at face value		
Amount of Investment	900,000	900,000	900,000	900,000	900,000	900,000	400,000	400,000	400,000	400,000	400,000	400,000	400,000	650,000	Average Investment
Average Interest Rate	3.0300	3.0300	3.0300	3.0300	2.4300	2.4300	2.2875	2.0500	2.0500	2.0500	2.0500	2.0500	2.0500	2.4598	Average Interest Rate
Earned Interest	1,984.94	2,305.90	2,231.52	2,305.90	2,297.68	1,860.84	2,051.10	752.07	696.44	673.99	696.44	696.44	696.44	18,553.26	Earned Interest



# GILLESPIE COUNTY TEXAS

## Investment Performance Summary Certificate of Deposits

Financial Institution	FY2008												Year To Date	
	Oct	Nov	Dec	Jan	Feb	Mar	Apr	May	Jun	Jul	Aug	Sep		
<b>Blanco National Bank</b>													<b>Blanco National Bank</b>	
Certificate of Deposits ... held at face value													Certificate of Deposits ... held at face value	
Amount of Investment	1,600,000	1,600,000	1,600,000	1,600,000	1,600,000	1,700,000	1,700,000	1,700,000	1,700,000	1,700,000	1,700,000	1,700,000	1,700,000	1,658,333 Average Investment
Average Interest Rate	5.5531	5.4875	5.4656	5.2313	5.1219	4.9382	4.8206	4.5559	4.5559	4.4235	4.2912	4.1588	4.8836 Average Interest Rate	
Earned Interest	7,331.57	7,546.16	7,216.49	7,427.24	7,085.44	6,534.39	7,129.97	6,735.65	6,577.93	6,385.77	6,386.84	6,195.75	82,533.20 Earned Interest	
<b>Security State Bank &amp; Trust</b>													<b>Security State Bank &amp; Trust</b>	
Certificate of Deposits ... held at face value													Certificate of Deposits ... held at face value	
Amount of Investment	300,000	300,000	800,000	800,000	800,000	300,000	800,000	800,000	800,000	800,000	800,000	800,000	675,000 Average Investment	
Average Interest Rate	5.4483	5.4483	5.0863	4.6288	3.4463	3.9283	3.6963	3.0375	3.0375	3.0375	3.0375	3.0375	3.9058 Average Interest Rate	
Earned Interest	1,343.43	1,388.20	1,343.43	3,288.46	3,050.05	2,293.02	1,000.92	2,201.52	2,051.10	1,984.94	2,051.10	2,051.10	24,047.27 Earned Interest	

Financial Institution	FY2007												Year To Date
	Oct	Nov	Dec	Jan	Feb	Mar	Apr	May	Jun	Jul	Aug	Sep	
<b>Blanco National Bank</b>													<b>Blanco National Bank</b>
Certificate of Deposits ... held at face value													Certificate of Deposits ... held at face value
Amount of Investment	1,300,000	1,400,000	1,400,000	1,600,000	1,600,000	1,600,000	1,600,000	1,600,000	1,600,000	1,600,000	1,600,000	1,600,000	1,541,667 Average Investment
Average Interest Rate	5.1615	5.3143	5.3679	5.4563	5.5000	5.5313	5.5563	5.5655	5.5875	5.5875	5.5813	5.5750	5.4820 Average Interest Rate
Earned Interest	5,404.13	5,698.91	6,115.12	6,382.63	7,352.09	6,813.15	7,516.46	7,306.91	7,592.89	7,348.01	7,592.89	7,584.39	82,707.58 Earned Interest
<b>Security State Bank &amp; Trust</b>													<b>Security State Bank &amp; Trust</b>
Certificate of Deposits ... held at face value													Certificate of Deposits ... held at face value
Amount of Investment	200,000	200,000	200,000	200,000	300,000	300,000	300,000	300,000	300,000	300,000	300,000	300,000	266,667 Average Investment
Average Interest Rate	5.0950	5.0950	5.0950	5.0950	5.4167	5.4167	5.4167	5.4483	5.4483	5.4483	5.4483	5.4483	5.3226 Average Interest Rate
Earned Interest	837.54	865.46	837.54	865.46	865.46	1,246.58	1,380.15	1,335.62	1,388.20	1,343.43	1,388.20	1,388.20	13,741.84 Earned Interest

Financial Institution	FY2006												Year To Date
	Oct	Nov	Dec	Jan	Feb	Mar	Apr	May	Jun	Jul	Aug	Sep	
<b>Blanco National Bank</b>													<b>Blanco National Bank</b>
Certificate of Deposits ... held at face value													Certificate of Deposits ... held at face value
Amount of Investment	1,200,000	1,200,000	1,200,000	1,200,000	1,200,000	1,200,000	1,300,000	1,300,000	1,300,000	1,300,000	1,300,000	1,300,000	1,250,000 Average Investment
Average Interest Rate	3.0933	3.2767	3.6058	4.0142	4.1808	4.3290	4.3885	4.6731	4.6731	4.8080	4.9385	5.0680	4.2541 Average Interest Rate
Earned Interest	3,050.96	3,339.50	3,556.44	3,883.06	4,091.15	3,848.66	4,412.19	4,689.04	4,726.43	4,993.12	5,308.21	5,455.61	51,354.37 Earned Interest
<b>Security State Bank &amp; Trust</b>													<b>Security State Bank &amp; Trust</b>
Certificate of Deposits ... held at face value													Certificate of Deposits ... held at face value
Amount of Investment	100,000	100,000	100,000	100,000	100,000	100,000	100,000	200,000	200,000	200,000	200,000	200,000	141,667 Average Investment
Average Interest Rate	3.0000	3.0000	3.0000	3.0000	5.0000	5.0000	5.0000	5.0950	5.0950	5.0950	5.0950	5.0950	4.3729 Average Interest Rate
Earned Interest	246.58	254.80	246.58	254.80	254.80	383.56	424.66	410.96	865.46	837.54	865.46	865.46	5,910.66 Earned Interest

Financial Institution	FY2005												Year To Date
	Oct	Nov	Dec	Jan	Feb	Mar	Apr	May	Jun	Jul	Aug	Sep	
<b>Blanco National Bank</b>													<b>Blanco National Bank</b>
Certificate of Deposits ... held at face value													Certificate of Deposits ... held at face value
Amount of Investment	1,200,000	1,200,000	1,200,000	1,200,000	1,200,000	1,200,000	1,200,000	1,200,000	1,200,000	1,200,000	1,200,000	1,200,000	1,200,000 Average Investment
Average Interest Rate	1.8470	1.8600	1.8808	1.8808	2.0558	2.1558	2.2742	2.2742	2.5408	2.6575	2.8017	2.9267	2.2629 Average Interest Rate
Earned Interest	1,814.02	1,895.70	1,855.10	1,916.93	2,095.26	1,984.55	2,288.18	2,243.02	2,583.80	2,626.85	2,855.39	2,985.79	25,049.33 Earned Interest
<b>Security State Bank &amp; Trust</b>													<b>Security State Bank &amp; Trust</b>
Certificate of Deposits ... held at face value													Certificate of Deposits ... held at face value
Amount of Investment					100,000	100,000	100,000	100,000	100,000	100,000	100,000	100,000	100,000 Average Investment
Average Interest Rate					3.0000	3.0000	3.0000	3.0000	3.0000	3.0000	3.0000	3.0000	3.0000 Average Interest Rate
Earned Interest					0.00	230.14	230.14	246.58	254.80	246.58	254.80	254.80	1,717.84 Earned Interest



**FY2015-2016  
Gillespie County, Texas  
County Treasurer Monthly Financial Statement  
All Funds Managed by County Treasurer**



**For Period Ended June 30, 2016**

**Laura Lundquist, CCT, CIO  
Gillespie County Treasurer**

Maintenance & Operating, COB & GOB Operating, COB & GOB I&S, Special Revenue, Special Revenue..Grants, Trust and Agency							
Month To Date	05.31.2016 Cash Balance	Receipts	Disbursements	Allocations	FY2016 Adjustments	FY2015 Adjustments	06.30.2016 Cash Balance
Maintenance & Operating (M&O)	17,204,418.47	561,041.06	1,421,890.11				16,343,569.42
COB & GOB Operating	374,314.50	189.76					374,504.26
COB & GOB I&S	634,854.72	14,704.77					649,559.49
Special Revenue	2,165,214.09	44,843.57	29,984.00				2,180,073.66
Special Revenue ... Grants	484.97						484.97
Trust and Agency	590,311.36	107,540.47	55,263.85				642,587.98
<b>Totals</b>	<b>20,969,598.11</b>	<b>728,319.63</b>	<b>1,507,137.96</b>	<b>0.00</b>	<b>0.00</b>	<b>0.00</b>	<b>20,190,779.78</b>
County Funds							


Clerks of the Courts Trust Funds							
Year To Date	09.30.2015 Cash Balance	Receipts	Disbursements	Allocations	FY2016 Adjustments	FY2015 Adjustments	06.30.2016 Cash Balance
Maintenance & Operating (M&O)	11,841,794.67	16,313,622.96	11,811,848.21				16,343,569.42
COB & GOB Operating	491,873.19	1,262.39	118,631.32				374,504.26
COB & GOB I&S	198,485.01	1,398,806.98	947,732.50				649,559.49
Special Revenue	2,164,430.67	644,551.74	628,908.75				2,180,073.66
Special Revenue ... Grants	484.97						484.97
Trust and Agency	639,676.77	1,184,970.72	1,182,059.51				642,587.98
<b>Totals</b>	<b>15,336,745.28</b>	<b>19,543,214.79</b>	<b>14,689,180.29</b>	<b>0.00</b>	<b>0.00</b>	<b>0.00</b>	<b>20,190,779.78</b>
County Funds							

Clerks of the Courts Trust Funds							
Month To Date	05.31.2016 Cash Balance	Receipts	Disbursements	Allocations	FY2016 Adjustments	FY2015 Adjustments	06.30.2016 Cash Balance
District Clerk Trust	18,051.19	5.40					18,056.59
County Clerk Trust	120,742.49	36.07					120,778.56
<b>Totals</b>	<b>138,793.68</b>	<b>46.59</b>	<b>0.00</b>	<b>0.00</b>	<b>0.00</b>	<b>0.00</b>	<b>138,835.15</b>
Clerk Trusts							

Clerks of the Courts Trust Funds							
Year To Date	09.30.2015 Cash Balance	Receipts	Disbursements	Allocations	FY2016 Adjustments	FY2015 Adjustments	06.30.2016 Cash Balance
District Clerk Trust	18,021.48	35.11					18,056.59
County Clerk Trust	120,544.41	234.15					120,778.56
<b>Totals</b>	<b>138,565.89</b>	<b>269.26</b>	<b>0.00</b>	<b>0.00</b>	<b>0.00</b>	<b>0.00</b>	<b>138,835.15</b>
Clerk Trusts							

Respectfully submitted,

  
 Laura Lundquist, CCT, CIO  
 Gillespie County Treasurer

The State of Texas, County of Gillespie

Before me, the undersigned authority, this day personally appeared Laura Lundquist, County Treasurer, to me well known, who, being duly sworn, desposes and says that the above and foregoing report is true and correct.

Witness my hand and seal of this office, this \_\_\_\_\_ day of \_\_\_\_\_, \_\_\_\_\_ A.D.

\_\_\_\_\_  
 Mary Lynn Rusche, County Clerk  
 County of Gillespie, State of Texas

Compared, examined, and accepted in open Commissioners Court this \_\_\_\_\_ day of \_\_\_\_\_, \_\_\_\_\_ A.D.

\_\_\_\_\_  
 Mark Stroehrer, County Judge

\_\_\_\_\_  
 Curtis Cameron, Commissioner Pct No 1

\_\_\_\_\_  
 William A. Roeder, Commissioner Pct No 2

\_\_\_\_\_  
 Calvin Ransleben, Commissioner Pct No 3

\_\_\_\_\_  
 Donald W. Schuch, Commissioner Pct No 4