



**FY2015-2016**

**GILLESPIE COUNTY, TEXAS**

**COUNTY TREASURER MONTHLY FINANCIAL REPORT**

For The Period Ended

May 31, 2016

**Unaudited**

LAURA LUNDQUIST, CCT, CIO

GILLESPIE COUNTY TREASURER

- 1 Cash/Investment Balances All Funds  
For Period Ended May 31, 2016
- 2 Statement of Receipts, Disbursements, Electronic Funds Transfers, Payroll,  
Interfund Allocations, Adjustments, and Investments All Funds  
Month to Date by Fund
- 3 Statement of Receipts, Disbursements, Electronic Funds Transfers, Payroll,  
Interfund Allocations, Adjustments, and Investments All Funds  
Fiscal Year to Date by Fund
- 4 Statement of Maintenance & Operating Funds  
FY2005 through May 31, 2016  
General Fund  
Road & Bridge Funds ... County Wide, Precinct No 1, Precinct No 2, Precinct No 3, Precinct No 4
- 5 Fund Cash/Investment Balance Comparison by Fiscal Year by Fund  
Active and Inactive Funds  
FY2004 through May 31, 2016
- 6 Overall Cash/Investment Balance Comparison by Month  
FY1985 through May 31, 2016
- 7 County Sales Tax ... Effective January 01, 1988  
Allocation Summary of Sales Tax Receipts  
1988 through May 31, 2016  
  
Statement of Repayment of Erroneous Receipt of Sales Tax  
1997 through May 31, 2016 ... 20 Year Payout; Final Payment FY2016
- 8 Hotel Occupancy Tax (HOT) ... Effective January 01, 2007  
Summary of HOT Receipts and Expenditures  
For the Period of January 01, 2007 through May 31, 2016
9. Certificates of Obligation Bonds ... Interest & Sinking  
Statement of Bond Redemptions & Interest Payment Schedule  
GO Refunding Bonds, Series 2010  
Refunding of COB Series 2001, Post Office & Clinic Building Properties



10. General Obligation Bonds ... Interest & Sinking  
Statement of Bond Redemptions & Interest Payment Schedule  
GOB Series 2013, Jail Construction Project
11. Lease / Purchase Finance Capital Equipment  
Statement of Principal & Interest Payment Schedule  
Road & Bridge Departments – Contract No 6451, December2013
  - o Countywide
  - o Precinct No 1
  - o Precinct No 2
  - o Precinct No 3
  - o Precinct No 4
12. Public Property Finance ... Law Enforcement Radio System Upgrade  
Statement of Principal & Interest Payment Schedule  
Sheriff Office --- Contract No 6774, October2014
13. District Clerk Trust Funds ... Statement of Holding in Trust Funds As Managed by County Treasurer  
As of May 31, 2016
14. County Clerk Trust Funds ... Statement of Holding in Trust Funds As Managed by County Treasurer  
As of May 31, 2016
15. Investment Performance Summary ... Certificate(s) of Deposit  
As of May 31, 2016
16. County Treasurer Portfolio Asset Summary by Investment Type  
As of May 31, 2016
17. County Portfolio Asset Summary vs Security Holdings  
As of May 31, 2016
18. Detailed Listing of Receipts to All Funds  
For May.2016
19. Detailed Listing of Disbursements from All Funds  
For May.2016
20. Detailed Listing of Electronic Funds Transfers from All Funds  
For May.2016
21. Detailed Listing of Interfund Allocations to/from All Funds  
For May.2016
22. Detailed Listing of Payroll Distribution All Funds  
For May.2016
23. Financial Summary Recap Affidavit  
As of May 31, 2016



## GILLESPIE COUNTY, TEXAS

### Cash and Investment Balances All Funds Managed by County Treasurer

For Period Ended May 31, 2016

#### FUNDS LISTING BY CATEGORY

#### GENERAL and ROAD & BRIDGE FUNDS

##### Maintenance & Operating Funds

General Fund	14,826,496.17
Road & Bridge Funds ...	
County Wide	1,326,354.25
Precinct No 1	160,835.63
Precinct No 2	352,972.88
Precinct No 3	250,589.19
Precinct No 4	<u>287,170.35</u>
Sub-total Road & Bridge Funds	2,377,922.30

#### CASH and INVESTMENTS

17,204,418.47

#### SPECIAL REVENUE FUNDS

Law Library	4,486.82
Lateral Road ...	
Precinct No 1	13,291.39
Precinct No 2	6,658.22
Precinct No 3	6,658.22
Precinct No 4	6,658.22
Sub-total Lateral Road Funds	33,266.05
Probate	31,394.30
Court Reporter Service	2,104.36
County Records Management	65,741.08
County Clerk Records Management	133,379.14
Sheriff Forfeiture	51,534.15
Sheriff Abandoned Vehicle	1,204.17
Sheriff Equitable Sharing	1,204.63
Justice Court Bldg Security	31,046.83
Courthouse Security	1,661.81
District Clerk Records Management	8,140.94
County & District Court Technology	18,922.60
Occupancy Tax	451,082.31
Pretrial Intervention	124,525.71
Justice Court Technology	118,423.63
Airport Operating	1,063,566.91
LEOSE Training--Sheriff	8,069.91
LEOSE Training--Constable No 1	8,702.83
LEOSE Training--Constable No 2	6,649.16
Tax Assessor - M V I	<u>106.75</u>

2,165,214.09

#### SPECIAL REVENUE FUNDS ... GRANTS

Grants ... General, Energy Efficiency	0.00
Grants ... Law Enforcement, Emergency Services P25 Compliant Radio	0.00
PML Loan Star Library	258.39
PML PAC-Pug	211.40
Airport Capital Project Grant	<u>15.18</u>

484.97

## GILLESPIE COUNTY, TEXAS

### Cash and Investment Balances All Funds Managed by County Treasurer

For Period Ended May 31, 2016

FUNDS LISTING BY CATEGORY <small>(continued)</small>			
<b>CERTIFICATES OF OBLIGATION BONDS</b>			
and			
<b>GENERAL OBLIGATION BONDS</b>			
...			
<b>Operating Accounts</b>			
GOB Series 2013 ... Jail Project	<u>374,314.50</u>	<u>374,314.50</u>	
<b>CERTIFICATES OF OBLIGATION BONDS</b>			
and			
<b>GENERAL OBLIGATION BONDS</b>			
...			
<b>Interest &amp; Sinking Accounts</b>			
COB Series 2001/GOB Refunding Series 2010 ... Interest & Sinking	65,746.61		
GOB Series 2013 ... Interest & Sinking	<u>569,108.11</u>	<u>634,854.72</u>	
<b>TRUST and AGENCY FUNDS</b>			
Criminal Justice	24,400.32		
Waste Water (State Fee)	410.00		
County Attorney Hot Check	10,242.83		
McDermott (PML)	139,018.28		
Breiten (PML)	206,739.84		
Justice Of The Peace No. 1	42,070.98		
Justice Of The Peace No. 2	16,687.62		
Appellate Judicial System	319.88		
Alternative Dispute Resolution	1,009.69		
Unclaimed Monies	54,211.45		
County Clerk Operating	37,130.69		
District Clerk Operating	58,069.78		
Light Up The Block	<u>0.00</u>	<u>590,311.36</u>	<u>20,969,598.11</u>
<b>FUNDS PENDING RELEASE</b>			
Check(s) pending release	0.00		
EFT(s) pending release	<u>0.00</u>	<u>0.00</u>	<u>0.00</u>
<b>CHANGE FUNDS</b>			
General Fund (F.10) ... cash provider to various offices	3,000.00		
Sheriff Seizure Fund (F.30)	1,950.00		
County Attorney Hot Check Fund (F.80)	<u>50.00</u>	<u>5,000.00</u>	<u>5,000.00</u>



## GILLESPIE COUNTY, TEXAS

### Cash and Investment Balances All Funds Managed by County Treasurer

For Period Ended May 31, 2016

FUNDS LISTING BY CATEGORY (continued)				
<b>UNALLOCATED MONIES</b>				
<b>Checking Accounts</b>				
Justice of Peace No 2 Checking...unaccountable funds from 02.28.1999 ... date check book was turned over to County Treasurer	(98.56)			
Justice of Peace No 2 Checking...credit card payment pending	324.00			
Justice of Peace No 2 Checking...credit card reversal pending	110.00			
Justice of Peace No 1 Checking...credit card payment pending	600.00			
General Checking...Rec 82553 short	0.80			
District Clerk Checking... e-file adjustment pending	(10.00)			
County Attorney Hot Check Checking ..	0.00			
COB 2001/REF 2010 Checking ..	0.00			
GOB 2013 Project Checking ..	0.00			
Appellate Checking ..	0.00			
County Clerk Checking ..	0.00	<u>926.24</u>		
<b>Investment Pools ... Investment Service For Public Funds</b>				
TexPool ... General	0.00			
TexPool ... COB Series 2001/GOB Series 2010 Interest & Sinking	0.00			
TexPool ... GOB Series 2013 Jail Project	0.00			
Texas Class ... GOB Series 2013 Jail Project	<u>0.00</u>	<u>0.00</u>		
<b>Other Unallocated Funds</b>				
none reported	<u>0.00</u>	<u>0.00</u>	<u>926.24</u>	<b><u>20,975,524.35</u></b>

## GILLESPIE COUNTY, TEXAS

### Cash and Investment Balances All Funds Managed by County Treasurer

For Period Ended May 31, 2016

CHECKING and INVESTMENT ACCOUNTS			
<b>CHECKING ACCOUNTS</b>			
GENERAL OPERATING ... Interest Bearing Checking	(3.08)		
Cash On Hand	0.00		
Deposit In Process	18,875.10		
Deposit In Process	95.00		
Deposit In Process	0.00		
Deposit In Process	0.00		
Online Transfer	0.00		
Online Transfer	0.00		
Outstanding Financial Checks	(23,834.39)		
Outstanding Payroll Checks	(6,250.58)		
Check(s) pending release	0.00	<u>(11,117.95)</u>	
GENERAL OPERATING ... Interest Bearing Sweep Account			
Sweep of General Operating Checking	<u>11,266,406.41</u>	<u>11,266,406.41</u>	
COB Series 2001 / GORefunding Series 2010 INTEREST & SINKING Checking	65,035.15		
Cash On Hand	0.00		
Online Transfer	0.00		
Online Transfer	0.00		
Outstanding Checks	<u>0.00</u>	<u>65,035.15</u>	
COUNTY ATTORNEY HOT CHECK ... Interest Bearing Checking	11,619.13		
Cash On Hand	0.00		
Deposit In Process	0.00		
Online Transfer	0.00		
Outstanding Checks	<u>(1,376.30)</u>	<u>10,242.83</u>	
APPELLATE JUDICIAL ... Interest Bearing Checking	319.88		
Cash On Hand	0.00		
Deposit In Process	0.00		
Online Transfer	0.00		
Outstanding Checks	<u>0.00</u>	<u>319.88</u>	
JUSTICE OF THE PEACE No 1 ... Interest Bearing Checking	61,888.04		
Cash On Hand	0.00		
Deposit In Process	1,073.00		
Online Transfer	0.00		
Outstanding Checks	<u>(20,290.06)</u>	<u>42,670.98</u>	
JUSTICE OF THE PEACE No 2 ... Interest Bearing Checking	18,117.45		
Cash On Hand	0.00		
Deposit In Process	307.00		
Online Transfer	0.00		
Outstanding Checks	<u>(1,401.39)</u>	<u>17,023.06</u>	



## GILLESPIE COUNTY, TEXAS

### Cash and Investment Balances All Funds Managed by County Treasurer

For Period Ended May 31, 2016

CHECKING and INVESTMENT ACCOUNTS (continued)			
<b>CHECKING ACCOUNTS ... Continued</b>			
COUNTY CLERK ... Interest Bearing Checking	36,268.73		
Cash On Hand	0.00		
Deposit In Process	1,092.00		
Deposit In Process	200.00		
Deposit In Process	0.00		
Outstanding Checks ...checks outstanding prior to 10 01.2009	(108.50)		
Outstanding Checks ...outstanding checks post 09 30.2009	(321.54)	<u>37,130.69</u>	
DISTRICT CLERK ... Interest Bearing Checking	74,893.84		
Cash On Hand	0.00		
Deposit In Process	502.00		
Outstanding Checks ...checks outstanding prior to 10 01.2009	(4,361.86)		
Outstanding Checks ...outstanding checks post 09 30.2009	(12,974.20)	<u>58,059.78</u>	
GOB SERIES 2013 - Jail Project ... Interest Bearing Checking	1.00		
Cash On Hand	0.00		
Online Transfer	0.00		
Deposit In Process	0.00		
Outstanding Checks	<u>0.00</u>	<u>1.00</u>	
GOB SERIES 2013 - Jail Project ... Interest Bearing Sweep Account			
Sweep of GOB 2013 Jail Project Checking	<u>40,483.32</u>	<u>40,483.32</u>	
GOB SERIES 2013 - Interest & Sinking ... Interest Bearing Checking	569,108.11		
Cash On Hand	0.00		
Online Transfer	0.00		
Online Transfer	0.00		
Online Transfer	0.00		
Outstanding Checks	<u>0.00</u>	<u>569,108.11</u>	<u>12,095,363.26</u>

**GILLESPIE COUNTY, TEXAS**

**Cash and Investment Balances  
 All Funds Managed by County Treasurer**

**For Period Ended May 31, 2016**

**CHECKING and INVESTMENT ACCOUNTS (continued)**

**TIME CERTIFICATE OF DEPOSIT(S)**

All General Fund (10.) Investments

**Blanco National Bank**

BNB CD .. 0.45% per annum, paid monthly .. 11.07.2016 maturity	100,000.00	
BNB CD .. 0.45% per annum, paid monthly .. 02.11.2017 maturity	100,000.00	
BNB CD .. 0.45% per annum, paid monthly .. 01.02.2017 maturity	100,000.00	
BNB CD .. 0.45% per annum, paid monthly .. 07.19.2016 maturity	100,000.00	
BNB CD .. 0.45% per annum, paid monthly .. 03.07.2017 maturity	100,000.00	
BNB CD .. 0.45% per annum, paid monthly .. 09.07.2016 maturity	100,000.00	
BNB CD .. 0.45% per annum, paid monthly .. 10.07.2016 maturity	100,000.00	
BNB CD .. 0.45% per annum, paid monthly .. 05.28.2017 maturity	100,000.00	
BNB CD .. 0.45% per annum, paid monthly .. 05.28.2017 maturity	100,000.00	
BNB CD .. 0.45% per annum, paid monthly .. 08.02.2016 maturity	100,000.00	
BNB CD .. 0.45% per annum, paid monthly .. 11.02.2016 maturity	100,000.00	
BNB CD .. 0.45% per annum, paid monthly .. 12.02.2016 maturity	100,000.00	
BNB CD .. 0.45% per annum, paid monthly .. 04.18.2017 maturity	100,000.00	
BNB CD .. 0.45% per annum, paid monthly .. 11.22.2016 maturity	100,000.00	
BNB CD .. 0.45% per annum, paid monthly .. 01.30.2017 maturity	100,000.00	
BNB CD .. 0.45% per annum, paid monthly .. 01.30.2017 maturity	100,000.00	
BNB CD .. 0.45% per annum, paid monthly .. 03.05.2017 maturity	100,000.00	
BNB CD .. 0.45% per annum, paid monthly .. 04.01.2017 maturity	100,000.00	
BNB CD .. 0.45% per annum, paid monthly .. 12.01.2016 maturity	100,000.00	
BNB CD .. 0.45% per annum, paid monthly .. 04.01.2017 maturity	100,000.00	
BNB CD .. 0.45% per annum, paid monthly .. 04.01.2017 maturity	100,000.00	
BNB CD .. 0.45% per annum, paid monthly .. 04.15.2017 maturity	100,000.00	
BNB CD .. 0.45% per annum, paid monthly .. 06.01.2016 maturity	100,000.00	
BNB CD .. 0.45% per annum, paid monthly .. 06.15.2016 maturity	<u>100,000.00</u>	<u>2,400,000.00</u>

**Security State Bank & Trust (County Depository)**

SSB&T CD .. 0.35% per annum, paid monthly .. 02.11.2017 maturity	100,000.00	
SSB&T CD .. 0.35% per annum, paid monthly .. 05.02.2017 maturity	100,000.00	
SSB&T CD .. 0.35% per annum, paid monthly .. 02.28.2017 maturity	100,000.00	
SSB&T CD .. 0.35% per annum, paid monthly .. 10.29.2016 maturity	100,000.00	
SSB&T CD .. 0.35% per annum, paid monthly .. 03.04.2017 maturity	250,000.00	
SSB&T CD .. 0.35% per annum, paid monthly .. 04.01.2017 maturity	500,000.00	
SSB&T CD .. 0.35% per annum, paid monthly .. 07.01.2016 maturity	500,000.00	
SSB&T CD .. 0.35% per annum, paid monthly .. 10.01.2016 maturity	500,000.00	
SSB&T CD .. 0.35% per annum, paid monthly .. 01.01.2017 maturity	<u>500,000.00</u>	<u>2,650,000.00</u> <u>5,050,000.00</u>



## GILLESPIE COUNTY, TEXAS

### Cash and Investment Balances All Funds Managed by County Treasurer

For Period Ended May 31, 2016

CHECKING and INVESTMENT ACCOUNTS (continued)				
<b>INVESTMENT POOLS ... Investment Service For Public Funds</b>				
<b>TexPool</b>				
GENERAL ... Multi-Fund Account	3,490,619.45			
Deposit In Process	0.00			
Monies In Transit	<u>0.00</u>	<u>3,490,619.45</u>		
COB SERIES 2001/GORefunding SERIES 2010 ... Interest & Sinking	711.46			
Deposit In Process	0.00			
Monies In Transit	<u>0.00</u>	<u>711.46</u>		
GOB SERIES 2013 ... Jail Project	0.00			
Deposit In Process	0.00			
Monies In Transit	<u>0.00</u>	<u>0.00</u>		
TexPool sub-total			<u>3,491,330.91</u>	
<b>Texas Class</b>				
GOB SERIES 2013 ... Jail Project	333,830.18			
Deposit In Process	0.00			
Monies In Transit	<u>0.00</u>	<u>333,830.18</u>	<u>3,825,161.09</u>	
<b>CHANGE FUNDS</b>				
<b>Under General Fund (F.10)</b>				
Tax Office ... Teller Drawers (4)	1,200.00			
Tax Office ... Office Administration	0.00			
County Clerk	100.00			
District Clerk	100.00			
Justice of Peace No 1	200.00			
Justice of Peace No 2	200.00			
Pioneer Memorial Library	100.00			
Sheriff ... Administration	50.00			
Sheriff ... Jail Operations	50.00			
County Treasurer	1,000.00			
County Warehouse	<u>0.00</u>	<u>3,000.00</u>		
<b>Under Sheriff Seizure (F.30)</b>				
Sheriff ... Administrative Office	<u>1,950.00</u>	<u>1,950.00</u>		
<b>Under County Attorney Hot Check (F.80)</b>				
County Attorney	<u>50.00</u>	<u>50.00</u>	<u>5,000.00</u>	<b>20,975,524.35</b>


## GILLESPIE COUNTY, TEXAS

### Cash and Investment Balances All Funds Managed by County Treasurer

For Period Ended May 31, 2016

DISTRICT CLERK HOLDING					
HOLDING ACCOUNT (s)		CASH and INVESTMENTS			
holding account(s)	<u>18,051.19</u>	<u>18,051.19</u>	<u>18,051.19</u>	<u>18,051.19</u>	<u>18,051.19</u>
<b>INVESTMENT POOLS ... Investment Service For Public Funds</b>					
TEXPOOL ... DISTRICT CLERK HOLDING	18,051.19				
Deposit In Process	0.00				
Monies In Transit	<u>0.00</u>	<u>18,051.19</u>	<u>18,051.19</u>	<u>18,051.19</u>	<u>18,051.19</u>

COUNTY CLERK HOLDING					
HOLDING ACCOUNT (s)		CASH and INVESTMENTS			
holding account(s)	<u>120,742.49</u>	<u>120,742.49</u>	<u>120,742.49</u>	<u>120,742.49</u>	<u>120,742.49</u>
<b>INVESTMENT POOLS ... Investment Service For Public Funds</b>					
TEXPOOL ... COUNTY CLERK HOLDING	120,742.49				
Deposit In Process	0.00				
Monies In Transit	<u>0.00</u>	<u>120,742.49</u>	<u>120,742.49</u>	<u>120,742.49</u>	<u>120,742.49</u>



Laura Lundquist, ECT, CIO  
 Gillespie County Treasurer  
 Gillespie County, Texas



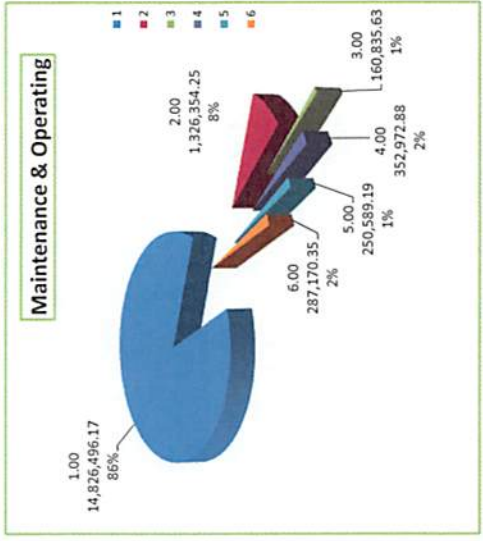
**GILLESPIE COUNTY, TEXAS**  
**STATEMENT OF**  
**Receipts, Disbursements, Electronic Funds Transfers, Payroll, Interfund Allocations, Adjustments, and Time Investments**  
**of County Funds Managed by County Treasurer**

For the Period Ended May 31, 2016

For Current Account Period	Cash Balance as of 04/30/2016	Receipts	Disbursements	Electronic Fund Transfers	Payroll	Total Disbursements	Interfund Allocations In	Interfund Allocations Out	FY2016 Adjustments	FY2015 YE Adjustments	Cash Balances as of 05/31/2016	Time Investments	Adjusted Cash Balance as of 05/31/2016	For Current Account Period
<b>GENERAL and ROAD &amp; BRIDGE ... Maintenance &amp; Operating Funds</b>														
F10 General	15,168,946.15	588,718.15	430,231.16	233,555.45	267,381.52	931,168.13					14,826,496.17	5,050,000.00	9,776,496.17	F10 General
<b>Road &amp; Bridge Funds</b>														
F15 County Wide	1,939,247.48	55,168.39	4,346.04		2,465.58	6,811.62		661,250.00			1,326,354.25		1,326,354.25	F15 County Wide
F16 Precinct No 1	7,756.37	73.25	5,401.58		13,842.41	19,243.99	172,250.00				160,835.63		160,835.63	F16 Precinct No 1
F17 Precinct No 2	233,171.25	149.60	9,537.68		14,810.29	24,347.97	144,000.00				352,972.88		352,972.88	F17 Precinct No 2
F18 Precinct No 3	141,866.31	112.00	51,832.94		21,056.18	72,889.12	181,500.00				250,589.19		250,589.19	F18 Precinct No 3
F19 Precinct No 4	145,705.05	122.88	5,201.77		16,955.81	22,157.58	163,500.00				287,170.35		287,170.35	F19 Precinct No 4
Sub-Total R&B	2,467,746.46	55,626.12	76,330.01	0.00	66,130.27	145,600.28	661,250.00	661,250.00	0.00	0.00	2,377,922.30	0.00	2,377,922.30	Sub-Total R&B
Sub-Totals General / Road & Bridge ... Maintenance & Operating Funds	17,636,692.61	644,344.27	506,561.17	233,555.45	336,511.79	1,076,618.41	661,250.00	661,250.00	0.00	0.00	17,204,418.47	5,050,000.00	12,154,418.47	Sub-Totals General / Road & Bridge ... Maintenance & Operating Funds

**Maintenance & Operating Cash Balances by Fund As of May 31, 2016**

Fund	Cash Balance
General Fund	14,826,496.17
F15 County Wide	1,326,354.25
F16 Precinct No 1	160,835.63
F17 Precinct No 2	352,972.88
F18 Precinct No 3	250,589.19
F19 Precinct No 4	287,170.35
<b>Total</b>	<b>17,204,418.47</b>



**GILLESPIE COUNTY, TEXAS**  
**STATEMENT OF**  
**Receipts, Disbursements, Electronic Funds Transfers, Payroll, Interfund Allocations, Adjustments, and Time Investments**  
**of County Funds Managed by County Treasurer**

For the Period Ended May 31, 2016

For Current Account Period	Cash Balance as of 04.30.2016	Receipts	Disbursements	Electronic Fund Transfers	Payroll	Total Disbursements	Interfund Allocations In	Interfund Allocations Out	FY2016 Adjustments	FY2015 YE Adjustments	Cash Balances as of 05.31.2016	Time Investments	Adjusted Cash Balance as of 05.31.2016	For Current Account Period
<b>SPECIAL REVENUE</b>														
F20 Law Library	6,477.19	770.00	2,760.37			2,760.37					4,486.82		4,486.82	F20 Law Library
F21 Lateral Road Precinct Depts														F21 Lateral Road Precinct Depts
Precinct No 1	13,291.39					0.00					13,291.39		13,291.39	Precinct No 1
Precinct No 2	6,658.22					0.00					6,658.22		6,658.22	Precinct No 2
Precinct No 3	6,658.22					0.00					6,658.22		6,658.22	Precinct No 3
Precinct No 4	6,658.22					0.00					6,658.22		6,658.22	Precinct No 4
F24 Probate	30,957.30	437.00				0.00					31,394.30		31,394.30	F24 Probate
F25 Court Reporter	2,804.36		700.00			700.00					2,104.36		2,104.36	F25 Court Reporter
F28 County Records Mgmt	65,165.84	575.24				0.00					65,741.08		65,741.08	F28 County Records Mgmt
F29 County Clerk Records Mgmt	128,665.03	6,683.27			1,969.16	1,969.16					133,379.14		133,379.14	F29 County Clerk Records Mgmt
F30 Sheriff Forfeiture	51,513.08	21.07				0.00					51,534.15		51,534.15	F30 Sheriff Forfeiture
F33 Sheriff Abandoned Vehicle Security	1,203.68	0.49				0.00					1,204.17		1,204.17	F33 Sheriff Abandoned Vehicle Security
F31 Justice Court Bldg Security	30,883.24	163.59				0.00					31,046.83		31,046.83	F31 Justice Court Bldg Security
F32 Courthouse Security Mgmt	369.23	1,292.58				0.00					1,661.81		1,661.81	F32 Courthouse Security Mgmt
F34 District Clerk Records Mgmt	8,140.94					0.00					8,140.94		8,140.94	F34 District Clerk Records Mgmt
F35 County & District Courts Technology	18,849.09	73.51				0.00					18,922.60		18,922.60	F35 County & District Courts Technology
F36 Occupancy Tax	408,229.32	42,852.99				0.00					451,082.31		451,082.31	F36 Occupancy Tax
F37 Pretrial Intervention	124,525.71					0.00					124,525.71		124,525.71	F37 Pretrial Intervention
F51 Justice Court Technology	117,761.80	661.83				0.00					118,423.63		118,423.63	F51 Justice Court Technology
F72 Airport Operating	1,059,862.22	11,349.15	1,542.79		6,101.67	7,644.46					1,063,566.91		1,063,566.91	F72 Airport Operating
F78 LOOSE -Sheriff	8,069.91					0.00					8,069.91		8,069.91	F78 LOOSE -Sheriff
F79 LOOSE- Constable 1	8,702.83					0.00					8,702.83		8,702.83	F79 LOOSE- Constable 1
F82 LOOSE-Constable 2	6,649.16					0.00					6,649.16		6,649.16	F82 LOOSE-Constable 2
F81 Tax Assessor-M V I	106.75					0.00					106.75		106.75	F81 Tax Assessor-M V I
F40 Sheriff Equitable Sharing	1,204.14	0.49				0.00					1,204.63		1,204.63	F40 Sheriff Equitable Sharing
<b>Sub-Totals Special Revenue</b>	<b>2,113,406.87</b>	<b>64,881.21</b>	<b>5,003.16</b>	<b>0.00</b>	<b>8,070.83</b>	<b>13,073.99</b>	<b>0.00</b>	<b>0.00</b>	<b>0.00</b>	<b>0.00</b>	<b>2,165,214.09</b>	<b>0.00</b>	<b>2,165,214.09</b>	<b>Sub-Totals Special Revenue</b>



**GILLESPIE COUNTY, TEXAS**  
**STATEMENT OF**  
**Receipts, Disbursements, Electronic Funds Transfers, Payroll, Interfund Allocations, Adjustments, and Time Investments**  
**of County Funds Managed by County Treasurer**

For the Period Ended May 31, 2016

For Current Account Period	Cash Balance as of 04.30.2016	Receipts	Disbursements	Electronic Fund Transfers	Payroll	Total Disbursements	Interfund Allocations In	Interfund Allocations Out	FY2016 Adjustments	FY2015 YE Adjustments	Cash Balances as of 05.31.2016	Time Investments	Adjusted Cash Balance as of 05.31.2016	For Current Account Period
-------------------------------	--	----------	---------------	------------------------------	---------	------------------------	--------------------------------	---------------------------------	-----------------------	-----------------------------	---	---------------------	---	-------------------------------

SPECIAL REVENUE ... GRANTS														
F11 Grants ... General - Energy Efficiency	0.00					0.00					0.00		0.00	F11 Grants ... General - Energy Efficiency
F11 Grants ... Law Enforcement, Emergency Services P25 Compliant Radio	0.00					0.00					0.00		0.00	F11 Grants ... Law Enforcement, Emergency Services P25 Compliant Radio
F54 PML ... Loan Star Grant	258.39					0.00					258.39		258.39	F54 PML ... Loan Star Grant
F54 PML ... PAC-HUG Grant	211.40					0.00					211.40		211.40	F54 PML ... PAC-HUG Grant
F71 Airport Capital Project Grant	15.18					0.00					15.18		15.18	F71 Airport Capital Project Grant
<b>Sub-Totals Special Revenue ... Grants</b>	<b>484.97</b>	<b>0.00</b>	<b>0.00</b>	<b>0.00</b>	<b>0.00</b>	<b>0.00</b>	<b>0.00</b>	<b>0.00</b>	<b>0.00</b>	<b>0.00</b>	<b>484.97</b>	<b>0.00</b>	<b>484.97</b>	<b>Sub-Totals Special Revenue ... Grants</b>

CERTIFICATES OF OBLIGATION BONDS and GENERAL OBLIGATION BONDS ... Project Operating Accounts														
F61 GOB Series 2013 ... Jail Project	375,216.82	185.68	1,088.00			1,088.00					374,314.50		374,314.50	F61 GOB Series 2013 ... Jail Project
<b>Sub-Totals COB ... GOB Operating</b>	<b>375,216.82</b>	<b>185.68</b>	<b>1,088.00</b>	<b>0.00</b>	<b>0.00</b>	<b>1,088.00</b>	<b>0.00</b>	<b>0.00</b>	<b>0.00</b>	<b>0.00</b>	<b>374,314.50</b>	<b>0.00</b>	<b>374,314.50</b>	<b>Sub-Totals COB ... GOB Operating</b>

CERTIFICATES OF OBLIGATION BONDS and GENERAL OBLIGATION BONDS ... Interest & Sinking Accounts														
F62 GOB Series 2013 ... Interest & Sinking	560,634.77	8,473.34				0.00					569,108.11		569,108.11	F62 GOB Series 2013 ... Interest & Sinking
F53 COB Series 2001 / GOB Refunding Series 2013 ... Interest & Sinking	64,184.27	1,562.34				0.00					65,746.61		65,746.61	F53 COB Series 2001 / GOB Refunding Series 2013 ... Interest & Sinking
<b>Sub-Totals COB ... GOB I&amp;S</b>	<b>624,819.04</b>	<b>10,035.68</b>	<b>0.00</b>	<b>0.00</b>	<b>0.00</b>	<b>0.00</b>	<b>0.00</b>	<b>0.00</b>	<b>0.00</b>	<b>0.00</b>	<b>634,854.72</b>	<b>0.00</b>	<b>634,854.72</b>	<b>Sub-Totals COB ... GOB I&amp;S</b>

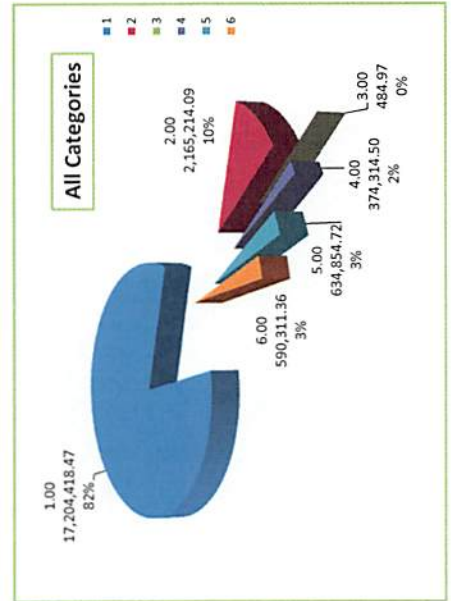


## GILLESPIE COUNTY, TEXAS STATEMENT OF Receipts, Disbursements, Electronic Funds Transfers, Payroll, Interfund Allocations, Adjustments, and Time Investments of County Funds Managed by County Treasurer

For the Period Ended May 31, 2016

For Current Account Period	Cash Balance as of 04.30.2016	Receipts	Disbursements	Electronic Fund Transfers	Payroll	Total Disbursements	Interfund Allocations In	Interfund Allocations Out	FY2016 Adjustments	FY2015 YE Adjustments	Cash Balances as of 05.31.2016	Time Investments	Adjusted Cash Balance as of 05.31.2016	For Current Account Period
<b>TRUST and AGENCY</b>														
F22 Criminal Justice	1,329.00	23,071.32				0.00					24,400.32		24,400.32	F22 Criminal Justice
F27 Waste Water	200.00	210.00				0.00					410.00		410.00	F27 Waste Water
F80 County Attorney Hot Check	10,324.65	1,472.95	1,554.77			1,554.77					10,242.83		10,242.83	F80 County Attorney Hot Check
F89 McDermott (PML)	138,961.44	56.84				0.00					139,018.28		139,018.28	F89 McDermott (PML)
F92 Breiten (PML)	206,809.40	84.53	154.09			154.09					206,739.84		206,739.84	F92 Breiten (PML)
F85 Justice Of Peace 1	34,749.57	25,977.07	18,655.66			18,655.66					42,070.98		42,070.98	F85 Justice Of Peace 1
F86 Justice Of Peace 2	20,627.19	16,175.10	20,114.67			20,114.67					16,687.62		16,687.62	F86 Justice Of Peace 2
F83 Appellate Judicial	209.87	110.01				0.00					319.88		319.88	F83 Appellate Judicial
F84 Alternative Dispute Resolution	699.69	310.00				0.00					1,009.69		1,009.69	F84 Alternative Dispute Resolution
F90 Unclaimed Monies	54,211.45					0.00					54,211.45		54,211.45	F90 Unclaimed Monies
F94 County Clerk Operating	51,652.99	36,963.69	51,485.99			51,485.99					37,130.69		37,130.69	F94 County Clerk Operating
F95 District Clerk Operating	41,534.48	16,535.30				0.00					58,069.78		58,069.78	F95 District Clerk Operating
<b>Sub-Totals Trust and Agency</b>	<b>561,309.73</b>	<b>120,966.81</b>	<b>91,965.18</b>	<b>0.00</b>	<b>0.00</b>	<b>91,965.18</b>	<b>0.00</b>	<b>0.00</b>	<b>0.00</b>	<b>0.00</b>	<b>590,311.36</b>	<b>0.00</b>	<b>590,311.36</b>	<b>Sub-Totals Trust and Agency</b>

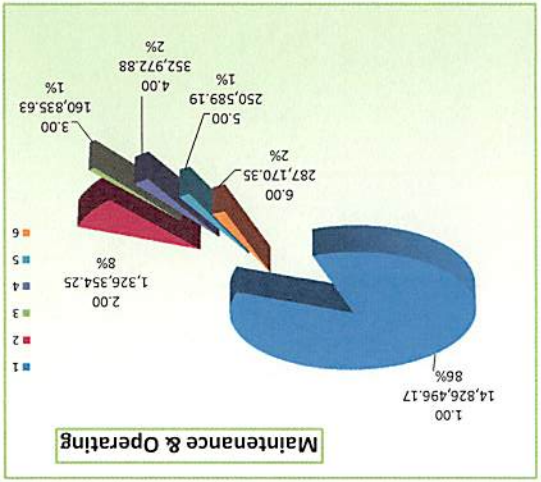
<b>TOTALS ALL FUNDS</b>	<b>21,311,930.04</b>	<b>840,413.65</b>	<b>604,607.51</b>	<b>233,555.45</b>	<b>344,682.62</b>	<b>1,182,745.58</b>	<b>661,250.00</b>	<b>661,250.00</b>	<b>0.00</b>	<b>0.00</b>	<b>20,969,598.11</b>	<b>5,050,000.00</b>	<b>15,919,598.11</b>	<b>TOTALS ALL FUNDS</b>
-------------------------	----------------------	-------------------	-------------------	-------------------	-------------------	---------------------	-------------------	-------------------	-------------	-------------	----------------------	---------------------	----------------------	-------------------------



**STATEMENT OF  
GILLESPIE COUNTY, TEXAS  
of County Funds Managed by County Treasurer  
Receipts, Disbursements, Electronic Funds Transfers, Payroll, Interfund Allocations, Adjustments, and Time Investments  
Fiscal Year to Date as of Period Ended May 31, 2016**

For Current Account Period	Balance as of	Receipts	Disbursements	Fund Transfers	Payroll	Total Disbursements	In Interfund Allocations	Out Interfund Allocations	Adjustments FY2016	Adjustments YE FY2015	Cash Balances as of	Investments Time	Adjusted Cash Balance as of	For Current Account Period
09/30/2015	05/31/2016										05/31/2016		05/31/2016	

GENERAL and ROAD & BRIDGE ...														
Maintenance & Operating Funds														
GENERAL and ROAD & BRIDGE ...														
Road & Bridge Funds														
Sub-Totals														
Maintenance & Operating ...														
Sub-Totals														
Road & Bridge ...														
Sub-Totals														
Maintenance & Operating ...														
Sub-Totals														
F10 General	10,425,972.66	13,276,434.78	4,523,687.81	2,006,767.62	2,345,455.84	8,875,911.27					14,826,496.17		9,776,496.17	F10 General
F15 County Wide	341,842.65	2,467,265.79	140,688.44		19,565.75	160,254.19		1,322,500.00			1,326,354.25		1,326,354.25	F15 County Wide
F16 Precinct No 1	268,572.55	3,818.99	317,850.15		138,205.76	456,055.91		344,500.00			160,835.63		160,835.63	F16 Precinct No 1
F17 Precinct No 2	267,713.97	573.84	84,203.79		119,111.14	203,314.93		288,000.00			352,972.88		352,972.88	F17 Precinct No 2
F18 Precinct No 3	268,676.90	411.22	221,002.25		160,496.68	381,498.93		363,000.00			250,589.19		250,589.19	F18 Precinct No 3
F19 Precinct No 4	269,015.94	4,077.28	173,266.15		139,656.72	312,922.87		327,000.00			287,170.35		287,170.35	F19 Precinct No 4
Sub-Totals R&B	1,415,822.01	2,476,471.12	937,010.78	0.00	577,036.05	1,514,046.63		1,322,500.00		0.00	2,377,822.30		2,377,822.30	Sub-Totals R&B
Sub-Totals	11,841,794.67	15,752,681.90	5,460,698.59	2,006,767.62	2,922,491.89	10,369,958.10		1,322,500.00		0.00	17,204,418.47		17,204,418.47	Sub-Totals
General / Road & Bridge ...	11,841,794.67	15,752,681.90	5,460,698.59	2,006,767.62	2,922,491.89	10,369,958.10		1,322,500.00		0.00	17,204,418.47		17,204,418.47	General / Road & Bridge ...
Sub-Totals	11,841,794.67	15,752,681.90	5,460,698.59	2,006,767.62	2,922,491.89	10,369,958.10		1,322,500.00		0.00	17,204,418.47		17,204,418.47	Sub-Totals
General / Road & Bridge ...	11,841,794.67	15,752,681.90	5,460,698.59	2,006,767.62	2,922,491.89	10,369,958.10		1,322,500.00		0.00	17,204,418.47		17,204,418.47	General / Road & Bridge ...
Sub-Totals	11,841,794.67	15,752,681.90	5,460,698.59	2,006,767.62	2,922,491.89	10,369,958.10		1,322,500.00		0.00	17,204,418.47		17,204,418.47	Sub-Totals



**Maintenance & Operating**  
Cash Balances by Fund  
As of May 31, 2016

General Fund	14,826,496.17
F15 County Wide	1,326,354.25
F16 Precinct No 1	160,835.63
F17 Precinct No 2	352,972.88
F18 Precinct No 3	250,589.19
F19 Precinct No 4	287,170.35
<b>Total</b>	<b>17,204,418.47</b>



**GILLESPIE COUNTY, TEXAS  
STATEMENT OF  
Receipts, Disbursements, Electronic Funds Transfers, Payroll, Interfund Allocations, Adjustments, and Time Investments  
of County Funds Managed by County Treasurer  
Fiscal Year to Date as of Period Ended May 31, 2016**

For Current	Balance as of	Receipts	Disbursements	Electronic Funds Transfers	Payroll	Total Disbursements	In Interfund Allocations	Out Interfund Allocations	FY2015 Adjustments	FY2016 Adjustments	Cash Balances as of	Time Investments	Adjusted Cash Balance as of	For Current Account Period
Account Period	09.30.2015								YE		05.31.2016		05.31.2016	Account Period

SPECIAL REVENUE														
F20 Law Library	7,760.46	9,933.73	13,207.37			13,207.37					4,486.82		4,486.82	F20 Law Library
F21 Lateral Road Precinct														F21 Lateral Road Precinct
Depts														Depts
Precinct No 1	6,658.21	6,658.22	0.00			0.00					13,291.39		13,291.39	Precinct No 1
Precinct No 2	0.00	6,658.22	0.00			0.00					6,658.22		6,658.22	Precinct No 2
Precinct No 3	0.00	6,658.22	0.00			0.00					6,658.22		6,658.22	Precinct No 3
Precinct No 4	0.00	6,658.22	0.00			0.00					6,658.22		6,658.22	Precinct No 4
F24 Probate	29,772.98	2,350.78	729.46			729.46					31,394.30		31,394.30	F24 Probate
F25 Court Reporter	467.33	2,487.03	850.00			850.00					2,104.36		2,104.36	F25 Court Reporter
F28 County Records Mgmt	91,506.18	5,348.50	31,113.60			31,113.60					65,741.08		65,741.08	F28 County Records Mgmt
F29 County Clerk Records Mgmt	103,515.09	46,529.78	38.92		16,626.81	16,665.73					133,379.14		133,379.14	F29 County Clerk Records Mgmt
F30 Sheriff Forfeiture	37,627.93	13,965.22	59.00			59.00					51,534.15		51,534.15	F30 Sheriff Forfeiture
F31 Justice Court Bldg Security	29,522.59	1,524.24	0.00			0.00					31,046.83		31,046.83	F31 Justice Court Bldg Security
F32 Courthouse Security	2,097.39	11,160.11	11,595.69		11,243.88	11,595.69					1,661.81		1,661.81	F32 Courthouse Security
F34 District Clerk Records	7,114.22	1,026.72	0.00			0.00					8,140.94		8,140.94	F34 District Clerk Records
F35 County & District Courts Technology	16,756.67	2,165.93	0.00			0.00					18,922.60		18,922.60	F35 County & District Courts Technology
F36 Occupancy Tax	538,177.10	334,628.35	421,723.14			421,723.14					451,082.31		451,082.31	F36 Occupancy Tax
F37 Pretrial Intervention	123,025.71	1,500.00	0.00			0.00					124,525.71		124,525.71	F37 Pretrial Intervention
F51 Justice Court Technology	112,119.89	6,303.74	0.00			0.00					118,423.63		118,423.63	F51 Justice Court Technology
F72 Airport Operating	1,037,772.61	128,775.06	55,259.11		47,721.65	102,980.76					1,063,566.91		1,063,566.91	F72 Airport Operating
F78 LEOSE - Sheriff	4,028.28	4,041.63	0.00			0.00					8,069.91		8,069.91	F78 LEOSE - Sheriff
F79 LEOSE - Constable 1	8,038.15	664.68	0.00			0.00					8,702.83		8,702.83	F79 LEOSE - Constable 1
F82 LEOSE - Constable 2	5,984.48	664.68	0.00			0.00					6,649.16		6,649.16	F82 LEOSE - Constable 2
F81 Tax Assessor-M V I	106.75	106.75	0.00			0.00					106.75		106.75	F81 Tax Assessor-M V I
F40 Sheriff Equitable Sharing	1,202.07	2.56	0.00			0.00					1,204.63		1,204.63	F40 Sheriff Equitable Sharing
<b>Sub-Totals</b>	<b>2,164,430.67</b>	<b>599,708.17</b>	<b>623,332.41</b>	<b>0.00</b>	<b>76,592.34</b>	<b>698,924.75</b>	<b>0.00</b>	<b>0.00</b>	<b>0.00</b>	<b>0.00</b>	<b>2,165,214.09</b>	<b>0.00</b>	<b>2,165,214.09</b>	<b>Sub-Totals</b>
<b>Special Revenue</b>	<b>2,165,214.09</b>												<b>2,165,214.09</b>	<b>Special Revenue</b>



**GILLESPIE COUNTY, TEXAS**  
**STATEMENT OF**  
**Receipts, Disbursements, Electronic Funds Transfers, Payroll, Interfund Allocations, Adjustments, and Time Investments**  
**of County Funds Managed by County Treasurer**

**Fiscal Year to Date as of Period Ended May 31, 2016**

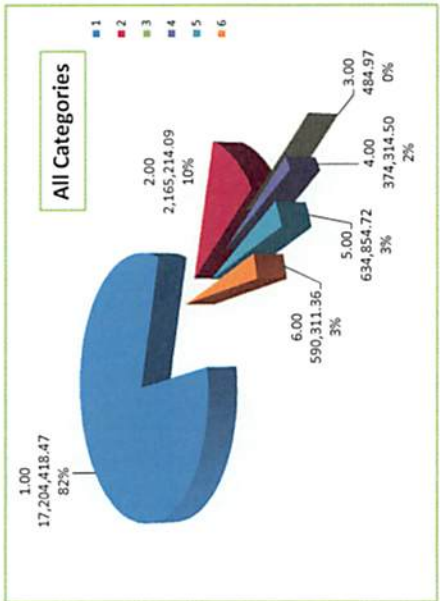
For Current Account Period	Cash Balance as of 09.30.2015	Receipts	Disbursements	Electronic Fund Transfers	Payroll	Total Disbursements	Interfund Allocations In	Interfund Allocations Out	FY2016 Adjustments	FY2015 YE Adjustments	Cash Balances as of 05.31.2016	Time Investments	Adjusted Cash Balance as of 05.31.2016	For Current Account Period
<b>SPECIAL REVENUE ... GRANTS</b>														
F11 Grants ... General - Energy Efficiency	0.00					0.00					0.00		0.00	F11 Grants ... General - Energy Efficiency
F11 Grants ... Law Enforcement, Emergency Services P25 Compliant Radio	0.00					0.00					0.00		0.00	F11 Grants ... Law Enforcement, Emergency Services P25 Compliant Radio
F54 PML ... Loan Star Grant	258.39					0.00					258.39		258.39	F54 PML ... Loan Star Grant
F54 PML ... PAC-HUG Grant	211.40					0.00					211.40		211.40	F54 PML ... PAC-HUG Grant
F71 Airport Capital Project Grant	15.18					0.00					15.18		15.18	F71 Airport Capital Project Grant
<b>Sub-Totals Special Revenue ... Grants</b>	<b>484.97</b>	<b>0.00</b>	<b>0.00</b>	<b>0.00</b>	<b>0.00</b>	<b>0.00</b>	<b>0.00</b>	<b>0.00</b>	<b>0.00</b>	<b>0.00</b>	<b>484.97</b>	<b>0.00</b>	<b>484.97</b>	<b>Sub-Totals Special Revenue ... Grants</b>
<b>CERTIFICATES OF OBLIGATION BONDS and GENERAL OBLIGATION BONDS ... Project Operating Accounts</b>														
F61 GOB Series 2013 ... Jail Project	491,873.19	1,072.63	118,631.32			118,631.32					374,314.50		374,314.50	F61 GOB Series 2013 ... Jail Project
<b>Sub-Totals COB ... GOB Operating</b>	<b>491,873.19</b>	<b>1,072.63</b>	<b>118,631.32</b>	<b>0.00</b>	<b>0.00</b>	<b>118,631.32</b>	<b>0.00</b>	<b>0.00</b>	<b>0.00</b>	<b>0.00</b>	<b>374,314.50</b>	<b>0.00</b>	<b>374,314.50</b>	<b>Sub-Totals COB ... GOB Operating</b>
<b>CERTIFICATES OF OBLIGATION BONDS and GENERAL OBLIGATION BONDS ... Interest &amp; Sinking Accounts</b>														
F62 GOB Series 2013 ... Interest & Sinking	176,091.44	1,176,041.67		783,025.00		783,025.00					569,108.11		569,108.11	F62 GOB Series 2013 ... Interest & Sinking
F53 COB Series 2001 / GOB Refunding Series 2013 ... Interest & Sinking	22,393.57	208,060.54	750.00	163,957.50		164,707.50					65,746.61		65,746.61	F53 COB Series 2001 / GOB Refunding Series 2013 ... Interest & Sinking
<b>Sub-Totals COB ... GOB I&amp;S</b>	<b>198,485.01</b>	<b>1,384,102.21</b>	<b>750.00</b>	<b>946,982.50</b>	<b>0.00</b>	<b>947,732.50</b>	<b>0.00</b>	<b>0.00</b>	<b>0.00</b>	<b>0.00</b>	<b>634,854.72</b>	<b>0.00</b>	<b>634,854.72</b>	<b>Sub-Totals COB ... GOB I&amp;S</b>

## GILLESPIE COUNTY, TEXAS STATEMENT OF Receipts, Disbursements, Electronic Funds Transfers, Payroll, Interfund Allocations, Adjustments, and Time Investments of County Funds Managed by County Treasurer

Fiscal Year to Date as of Period Ended May 31, 2016

For Current Account Period	Cash Balance as of 09.30.2015	Receipts	Disbursements	Electronic Fund Transfers	Payroll	Total Disbursements	Interfund Allocations In	Interfund Allocations Out	FY2016 Adjustments	FY2015 YE Adjustments	Cash Balances as of 05.31.2016	Time Investments	Adjusted Cash Balance as of 05.31.2016	For Current Account Period
	54,332.95	194,118.28	1,342.09	222,708.82		224,050.91					24,400.32		24,400.32	F22 Criminal Justice
	650.00	1,400.00	1,640.00			1,640.00					410.00		410.00	F27 Waste Water
	11,784.05	31,544.28	33,085.50			33,085.50					10,242.83		10,242.83	F80 County Attorney Hot Check
	138,721.86	296.42				0.00					139,018.28		139,018.28	F89 McDermott (PML)
	207,231.35	441.43	932.94			932.94					206,739.84		206,739.84	F92 Breiten (PML)
	39,391.40	198,538.73	195,859.15			195,859.15					42,070.98		42,070.98	F85 Justice Of Peace 1
	16,066.07	154,928.00	154,306.45			154,306.45					16,687.62		16,687.62	F86 Justice Of Peace 2
	777.34	1,415.19	1,872.65			1,872.65					319.88		319.88	F83 Appellate Judicial
	2,195.50	3,820.12	5,005.93			5,005.93					1,009.69		1,009.69	F84 Alternative Dispute Resolution
	54,211.45					0.00					54,211.45		54,211.45	F90 Unclaimed Monies
	42,645.44	340,776.01	346,290.76			346,290.76					37,130.69		37,130.69	F94 County Clerk Operating
	71,669.36	150,151.79	163,751.37			163,751.37					58,069.78		58,069.78	F95 District Clerk Operating
<b>Sub-Totals Trust and Agency</b>	<b>639,876.77</b>	<b>1,077,430.25</b>	<b>904,086.84</b>	<b>222,708.82</b>	<b>0.00</b>	<b>1,126,795.66</b>	<b>0.00</b>	<b>0.00</b>	<b>0.00</b>	<b>0.00</b>	<b>590,311.36</b>	<b>0.00</b>	<b>590,311.36</b>	<b>Sub-Totals Trust and Agency</b>

TOTALS ALL FUNDS	15,336,745.28	18,814,895.16	7,007,499.16	3,176,458.94	2,998,084.23	13,182,042.33	1,322,500.00	1,322,500.00	0.00	0.00	20,969,598.11	5,050,000.00	15,919,598.11	TOTALS ALL FUNDS
------------------	---------------	---------------	--------------	--------------	--------------	---------------	--------------	--------------	------	------	---------------	--------------	---------------	------------------





**FY2015-2016**  
**GILLESPIE COUNTY, TEXAS**  
**STATEMENT OF**  
**Fund Cash/ Investment Balances of All County Funds Managed By County Treasurer**

FUND DESCRIPTION ACTIVE FUNDS		FY2016	FY2015	FY2014	FY2013	FY2012	FY2011	FY2010	FY2009	FY2008	FY2007	FY2006	FY2005
		As of 05.31.2016	As Of Fiscal Year Ending Date										
<b>GENERAL and ROAD &amp; BRIDGE Maintenance &amp; Operating</b>													
<b>F10</b>	<b>General Fund</b>												
	All Departments	14,826,496.17	10,425,972.66	9,427,791.73	7,929,967.87	6,382,410.44	7,099,577.50	8,058,141.42	9,262,263.41	8,857,295.99	7,871,493.01	6,391,051.39	4,764,571.70
<b>Road &amp; Bridge</b>													
F15	County Wide	1,326,354.25	341,842.65	378,620.01	285,411.34	269,007.62	247,933.84	231,323.63	415,645.89	590,087.10	266,135.87	214,879.76	325,631.63
F16	Precinct No 1	160,835.63	268,572.55	241,992.22	241,285.37	245,176.66	314,264.01	419,950.01	310,192.73	159,578.97	288,106.85	214,159.86	146,948.45
F17	Precinct No 2	352,972.88	267,713.97	250,708.69	263,049.77	258,790.65	290,025.28	437,336.83	225,655.61	238,217.17	214,371.88	129,291.12	143,620.74
F18	Precinct No 3	250,589.19	268,676.90	143,588.42	266,091.82	255,513.57	302,798.14	356,974.50	189,553.20	94,153.92	261,697.98	131,482.78	89,710.29
F19	Precinct No 4	287,170.35	269,015.94	228,968.64	296,509.28	242,510.97	296,473.77	334,265.94	297,466.40	205,119.63	294,441.60	144,424.27	87,076.99
	Road & Bridge Sub-Totals	2,377,922.30	1,415,822.01	1,243,877.98	1,352,347.58	1,270,999.47	1,451,495.04	1,779,850.91	1,438,513.83	1,287,156.79	1,324,754.18	834,237.79	792,988.10
<b>Sub-Totals</b>													
<b>General and Road &amp; Bridge Maintenance &amp; Operating</b>		<b>17,204,418.47</b>	<b>11,841,794.67</b>	<b>10,671,669.71</b>	<b>9,282,315.45</b>	<b>7,653,409.91</b>	<b>8,551,072.54</b>	<b>9,837,992.33</b>	<b>10,700,777.24</b>	<b>10,144,452.78</b>	<b>9,196,247.19</b>	<b>7,225,289.18</b>	<b>5,557,559.80</b>



**FY2015-2016**  
**GILLESPIE COUNTY, TEXAS**  
**STATEMENT OF**  
**Fund Cash/ Investment Balances of All County Funds Managed By County Treasurer**

FUND DESCRIPTION ACTIVE FUNDS		FY2016	FY2015	FY2014	FY2013	FY2012	FY2011	FY2010	FY2009	FY2008	FY2007	FY2006	FY2005
		As of 05.31.2016	As Of Fiscal Year Ending Date										
<b>SPECIAL REVENUE</b>													
F20	Law Library	4,486.82	7,760.46	13,480.79	22,378.86	28,338.91	39,192.23	43,400.98	41,852.55	42,419.59	40,079.68	36,066.66	31,284.42
F21	Lateral Road Precinct Depts									31,328.62	18,897.94	0.00	12,377.05
	Precinct No 1	13,291.39	6,633.18	0.00	0.00	0.00	0.00	0.00	0.00				
	Precinct No 2	6,658.22	0.00	0.00	0.00	0.00	0.00	0.00	0.00				
	Precinct No 3	6,658.22	0.00	0.00	0.00	0.00	0.00	0.00	0.00				
	Precinct No 4	6,658.22	0.00	0.00	0.00	0.00	0.00	0.00	0.00				
F24	Probate Training	31,394.30	29,772.98	26,340.90	23,622.04	19,141.40	16,237.87	12,211.95	9,105.91	5,897.08	3,645.71	3,765.83	3,195.83
F25	Court Reporter Service	2,104.36	467.33	236.68	2,457.15	772.43	531.72	3,586.72	3,925.99	4,749.95	4,047.90	5,121.28	5,477.58
F28	County Records Mgt	65,741.08	91,506.18	83,503.81	75,768.96	68,085.54	60,798.05	85,746.02	83,499.27	78,601.53	67,393.03	58,717.22	51,017.76
F29	County Clerk Rcds Mgt	133,379.14	103,515.09	86,517.49	60,025.77	49,201.97	50,654.52	68,198.97	73,472.48	70,443.27	82,242.00	72,150.57	72,669.38
F30	Sheriff Forfeiture	51,534.15	37,627.93	15,712.92	15,899.44	11,441.71	7,858.55	9,611.45	9,686.21	7,929.49	7,672.56	7,249.58	5,649.05
F97	Sheriff Abandoned Vehicle	1,204.17	1,201.61	1,199.37	1,197.57	1,195.50	1,193.43	1,191.12	1,188.59				
F31	Justice Court Bldg Security	31,046.83	29,522.59	27,149.25	24,171.38	21,074.90	18,274.01	14,515.70	10,916.77	7,584.19	4,002.12	1,179.63	
F32	Courthouse Security	1,661.81	2,097.39	12,630.03	44,053.70	71,743.76	102,026.09	130,994.24	144,526.10	135,480.79	121,098.83	107,026.56	97,568.68
F34	Distist Clerk Records Mgmt	8,140.94	7,114.22	5,630.28	5,335.50	3,698.05	5,990.38	4,439.59	2,786.99	1,052.78	1,379.12	3,360.24	2,440.00
F35	County & District Courts Technology	18,922.60	16,756.67	13,523.64	11,667.87	8,337.60	5,132.39	1,816.93					
F36	Occupacy Tax	451,082.31	538,177.10	447,100.78	390,614.91	338,673.95	308,813.75	320,237.64	317,065.36	247,888.90	119,121.10	0.00	
F37	Pretrial Intervention	124,525.71	123,025.71	123,025.71	122,525.71	114,790.71	66,662.71	28,926.64	13,800.00	7,300.00			
F51	Justice Court Technology	118,423.63	112,119.89	102,554.58	90,599.26	78,070.58	74,024.21	58,891.29	45,290.75	33,688.80	21,166.16	9,714.42	4,805.84
F72	Airport Operating	1,063,566.91	1,037,772.61	598,769.47	573,788.08	89,165.48	23,728.30	11,341.82	73,880.94	31,324.65	16,738.96	39,251.50	24,529.76
F78	LEOSE-Sheriff	8,069.91	4,028.28	2,058.58	0.00	1,126.08	4,026.08	2,976.21	7,014.12	5,446.60	4,467.33	3,818.12	2,074.71
F79	LEOSE-Constable 1	8,702.83	8,038.15	7,379.00	6,728.73	6,728.73	6,748.73	6,086.06	5,498.36	4,837.67	4,167.79	3,560.06	2,890.67
F82	LEOSE-Constable 2	6,649.16	5,984.48	6,105.88	5,455.61	5,455.61	5,455.61	5,537.84	5,421.92	4,761.23	4,091.35	3,785.87	3,116.48
F81	Tax Assessor M V I	106.75	106.75	106.75	106.75	106.75	95.92	73.66	73.66	0.00	2,290.79	2,178.41	1,833.73
F40	Sheriff Equitable Sharing	1,204.63	1,202.07	1,200.17									
<b>Sub-Totals</b>													
<b>Special Revenue</b>		<b>2,165,214.09</b>	<b>2,164,430.67</b>	<b>1,574,226.08</b>	<b>1,476,397.29</b>	<b>917,149.66</b>	<b>797,444.55</b>	<b>809,784.83</b>	<b>849,005.97</b>	<b>720,735.14</b>	<b>522,502.37</b>	<b>356,945.95</b>	<b>320,930.94</b>

**FY2015-2016**  
**GILLESPIE COUNTY, TEXAS**  
**STATEMENT OF**  
**Fund Cash/ Investment Balances of All County Funds Managed By County Treasurer**

FUND DESCRIPTION ACTIVE FUNDS	FY2016	FY2015	FY2014	FY2013	FY2012	FY2011	FY2010	FY2009	FY2008	FY2007	FY2006	FY2005
----------------------------------	--------	--------	--------	--------	--------	--------	--------	--------	--------	--------	--------	--------

As of 05.31.2016

As Of Fiscal Year Ending Date

<b>SPECIAL REVENUE ... GRANTS</b>													
F11	Grants ... General - Energy Efficiency	0.00	0.00	0.00	0.00	0.00	38.98						
F11	Grants ... Law Enforcement, Emergency Services P25 Compliant Radio	0.00	0.00	75,248.14	(78,346.14)	0.00							
F54	PML...Loan Star Grant	258.39	258.39	258.39	258.39	258.39	258.39	254.04	345.29	522.91	293.50	65.12	28.36
F54	PML...PAC-HUG Grant	211.40	211.40	211.40	211.40	211.40	211.40	211.40	211.06	209.40	6,634.72	6,307.45	
F71	Airport Capital Project Grant	15.18	15.18	15.18	11,795.25								
<b>Sub-Totals</b>													
<b>Special Revenue ... Grants</b>		<b>484.97</b>	<b>484.97</b>	<b>75,733.11</b>	<b>(66,081.10)</b>	<b>469.79</b>	<b>508.77</b>	<b>465.44</b>	<b>556.35</b>	<b>732.31</b>	<b>6,928.22</b>	<b>6,372.57</b>	<b>28.36</b>

<b>CERTIFICATES OF OBLIGATION BONDS and GENERAL OBLIGATION BONDS</b>													
<b>Operating Accounts</b>													
F61	GOB Series 2013 ... Jail Project	374,314.50	491,873.19	5,249,856.00	13,952,401.46								
<b>Sub-Totals</b>													
<b>COB ... GOB Operating</b>		<b>374,314.50</b>	<b>491,873.19</b>	<b>5,249,856.00</b>	<b>13,952,401.46</b>	<b>0.00</b>	<b>0.00</b>	<b>0.00</b>	<b>0.00</b>	<b>0.00</b>	<b>0.00</b>	<b>0.00</b>	<b>0.00</b>

<b>CERTIFICATES OF OBLIGATION BONDS and GENERAL OBLIGATION BONDS</b>													
<b>Interest &amp; Sinking Accounts</b>													
F62	GOB Series 2013 ... Interest & Sinking	569,108.11	176,091.44	186,733.10	33,431.94								
F53	COB Series 2001 / GOB Refunding Series 2013 ... Interest & Sinking	65,746.61	22,393.57	30,914.07	37,851.74	30,199.42	28,061.84	2,624.28	8,069.04	82,110.37	95,558.09	31,073.48	23,260.33
<b>Sub-Totals</b>													
<b>COB ... GOB I&amp;S</b>		<b>634,854.72</b>	<b>198,485.01</b>	<b>217,647.17</b>	<b>71,283.68</b>	<b>30,199.42</b>	<b>28,061.84</b>	<b>2,624.28</b>	<b>8,069.04</b>	<b>82,110.37</b>	<b>95,558.09</b>	<b>31,073.48</b>	<b>23,260.33</b>



**FY2015-2016  
GILLESPIE COUNTY, TEXAS  
STATEMENT OF  
Fund Cash/ Investment Balances of All County Funds Managed By County Treasurer**

FUND DESCRIPTION ACTIVE FUNDS	FY2016	FY2015	FY2014	FY2013	FY2012	FY2011	FY2010	FY2009	FY2008	FY2007	FY2006	FY2005
----------------------------------	--------	--------	--------	--------	--------	--------	--------	--------	--------	--------	--------	--------

As of 05.31.2016

As Of Fiscal Year Ending Date

TRUST and AGENCY													
F22	Criminal Justice	24,400.32	54,332.95	56,439.35	62,059.07	51,843.04	61,241.11	72,063.98	65,435.27	86,647.15	71,204.17	56,514.01	47,492.20
F27	Waste Water	410.00	650.00	610.00	500.00	660.00	450.00	630.00	590.00	910.00	300.00	2,500.00	1,090.00
F80	County Attorney Hot Check	10,242.83	11,784.05	11,142.69	17,676.23	21,388.16	14,191.24	6,555.71	23,288.36	13,177.74	8,791.79	9,641.14	9,240.53
F89	McDermott (PML)	139,018.28	138,721.86	144,339.67	145,002.86	144,748.09	155,460.28	157,606.59	157,267.26	155,991.94	150,937.08	143,185.65	138,423.71
F92	Breiten (PML)	206,739.84	207,231.35	213,777.98	232,518.32	242,104.78	263,175.02	295,903.52	295,266.14	292,871.78	283,381.35	374,330.42	416,034.73
F85	Justice Peace No 1	42,070.98	39,391.40	36,196.17	38,870.87	32,802.78	31,544.44	42,704.30	27,861.46	32,606.50	31,714.74	31,364.72	20,388.07
F86	Justice Peace No 2	16,687.62	16,066.07	25,655.83	23,579.31	23,495.92	25,400.31	30,650.37	26,998.27	29,161.96	34,657.77	22,634.54	22,782.46
F83	Appellate Judicial	319.88	777.34	703.81	1,315.45	1,354.03	1,180.92	1,181.94	1,075.75	1,547.53	1,154.53	1,161.47	819.50
F84	Alternative Dispute	1,009.69	2,195.50	720.00	1,796.86	1,493.98	2,087.71	1,840.22	1,664.85	1,697.66	2,052.55	2,024.68	6,530.00
F90	Unclaimed Monies	54,211.45	54,211.45	55,949.27	50,746.77	48,698.94	47,544.20	47,757.66	46,394.14	43,344.41	36,840.41	5,213.28	4,961.20
F94	County Clerk Operating	37,130.69	42,645.44	43,947.02	33,039.61	38,409.66	32,375.08	41,376.98					
F95	District Clerk Operating	58,069.78	71,669.36	86,979.66	41,113.16	41,651.53	48,532.38	47,975.16					
	<b>Sub-Totals Trust &amp; Agency</b>	<b>590,311.36</b>	<b>639,676.77</b>	<b>676,461.45</b>	<b>648,218.51</b>	<b>648,650.91</b>	<b>683,182.69</b>	<b>746,246.43</b>	<b>645,841.50</b>	<b>657,956.67</b>	<b>621,034.39</b>	<b>648,569.91</b>	<b>667,762.40</b>

TOTALS ALL ACTIVE FUNDS	FY2016 As of 05.31.2016	FY2015	FY2014	FY2013	FY2012	FY2011	FY2010	FY2009	FY2008	FY2007	FY2006	FY2005
	20,969,598.11	15,336,745.28	18,465,593.52	25,364,535.29	9,249,879.69	10,060,270.39	11,397,113.31	12,204,250.10	11,605,987.27	10,442,270.26	8,268,251.09	6,569,541.83



**FY2015-2016  
GILLESPIE COUNTY, TEXAS  
STATEMENT OF  
Fund Cash/ Investment Balances of All County Funds Managed By County Treasurer**

FUND DESCRIPTION INACTIVE FUNDS	FY2016	FY2015	FY2014	FY2013	FY2012	FY2011	FY2010	FY2009	FY2008	FY2007	FY2006	FY2005
------------------------------------	--------	--------	--------	--------	--------	--------	--------	--------	--------	--------	--------	--------

As of 05.31.2016

As Of Fiscal Year Ending Date

INACTIVE FUNDS													
F99	Light Up The Block	0.00	3.48	3.48	3.48	3.48	3.48	73.05	90.54	47.76	0.00	0.00	
F87	Flora Eckert				0.00	0.00	2,633.35	4,511.42	6,484.28	6,274.17	5,951.99	5,682.06	
F49	Homeland Security (2)					0.00	0.00	0.00	0.00	0.00	0.00	0.00	
F50	Homeland Security					0.00	0.00	0.00	0.00	0.00	100.00	0.00	
F88	Krikorian					0.00	0.00	28,000.00	26,700.71	25,835.51	25,117.93	24,942.10	
F38	Intoxication/Drug Court					0.00	0.00	0.00	869.40				
F33	Graffiti Eradication					0.00	0.00	0.00	0.00	0.00	0.00	0.00	
F52	COB Series 2001					0.00	0.00	0.00	0.00	0.00	0.00	0.00	
F--	County Court Records Archive...							0.00	0.00	0.00	0.00	0.00	
F55	TIF Grant												
F56	1997 TCHCA-Fbg												
F74	Airport Economic												
F60	Post Office Certificates												
F26	Historical Commission												
F57	Harper-1996TCDP												
F58	Stonewall Grant #2												
F59	Stonewall Grant #1												
F91	DWI Educational												
F73	Airport Master												
F14	Internal Inventory												
<b>TOTALS ALL INACTIVE FUNDS</b>		<b>0.00</b>	<b>0.00</b>	<b>0.00</b>	<b>0.00</b>	<b>0.00</b>	<b>0.00</b>	<b>2,633.35</b>	<b>32,511.42</b>	<b>34,054.39</b>	<b>32,109.68</b>	<b>31,169.92</b>	<b>30,624.16</b>

<b>TOTALS ALL FUNDS</b>	<b>20,969,598.11</b>	<b>15,336,745.28</b>	<b>18,465,593.52</b>	<b>25,364,535.29</b>	<b>9,249,879.69</b>	<b>10,060,270.39</b>	<b>11,399,746.66</b>	<b>12,236,761.52</b>	<b>11,640,041.66</b>	<b>10,474,379.94</b>	<b>8,299,421.01</b>	<b>6,600,165.99</b>
-----------------------------	----------------------	----------------------	----------------------	----------------------	---------------------	----------------------	----------------------	----------------------	----------------------	----------------------	---------------------	---------------------

FY2016

FY2015

FY2014

FY2013

FY2012

FY2011

FY2010

FY2009

FY2008

FY2007

FY2006

FY2005

As of 05.31.2016

As Of Fiscal Year Ending Date

**GILLESPIE COUNTY, TEXAS  
STATEMENT OF  
Maintenance & Operating Accounts**

	FY2016 as of 05.31.2016	FY2015	FY2014	FY2013	FY2012	FY2011	FY2010	FY2009	FY2008	FY2007	FY2006	FY2005	FY2004
	As Of Fiscal Year Ending Date												
	Revenues Inclusive Interfund Allocations												
<b>GENERAL and ROAD &amp; BRIDGE Maintenance &amp; Operating</b>													
<b>General M&amp;O</b>													
F10 General Fund	13,276,434.78	14,328,862.53	12,755,375.08	12,660,309.58	10,657,906.95	10,270,640.00	10,012,774.28	10,028,550.21	9,924,012.18	9,490,558.36	8,835,351.86	7,552,137.53	6,694,818.95
<b>General Fund Over/(Under) Prior Period</b>	<b>(1,052,427.75)</b>	<b>1,573,487.45</b>	<b>95,065.50</b>	<b>2,002,402.83</b>	<b>387,266.95</b>	<b>257,865.72</b>	<b>(15,775.93)</b>	<b>104,538.03</b>	<b>433,453.82</b>	<b>655,206.50</b>	<b>1,283,214.33</b>	<b>857,318.58</b>	
<b>General Fund Cumulative Change for Periods Shown</b>	<b>6,581,615.83</b>	<b>7,634,043.38</b>	<b>6,060,556.13</b>	<b>5,965,490.63</b>	<b>3,863,088.00</b>	<b>3,575,821.05</b>	<b>3,317,955.33</b>	<b>3,333,731.28</b>	<b>3,229,193.23</b>	<b>2,795,739.41</b>	<b>2,140,332.91</b>	<b>857,318.58</b>	
<b>Road &amp; Bridge M&amp;O</b>													
F15 County Wide	2,467,285.79	2,505,423.71	2,340,392.13	2,406,186.26	2,332,689.79	2,238,480.99	2,655,743.60	2,455,013.90	2,407,977.22	1,729,457.34	1,503,999.95	1,460,739.18	1,803,469.90
F16 Precinct No 1	348,318.99	553,250.36	562,311.15	535,823.96	495,287.80	435,659.70	744,672.18	777,666.49	466,454.42	389,503.85	464,726.41	353,441.58	363,007.70
F17 Precinct No 2	288,573.84	501,916.42	470,090.32	458,483.76	393,971.07	360,599.55	696,129.62	488,100.77	437,920.95	414,722.93	340,778.11	382,243.78	249,193.16
F18 Precinct No 3	363,411.22	835,249.40	653,606.04	774,237.93	893,200.46	815,249.25	827,083.23	773,976.99	580,570.58	415,908.20	451,128.21	381,907.46	446,687.99
F19 Precinct No 4	331,077.28	518,659.61	444,169.11	503,497.57	395,510.13	490,545.26	554,193.35	558,733.58	486,036.38	388,009.34	303,825.82	350,971.44	248,722.06
<b>Sub-Total R&amp;B</b>	<b>3,798,647.12</b>	<b>4,914,499.50</b>	<b>4,470,568.75</b>	<b>4,678,279.48</b>	<b>4,510,659.25</b>	<b>4,340,535.75</b>	<b>5,477,821.88</b>	<b>5,053,491.73</b>	<b>4,378,959.55</b>	<b>3,337,601.66</b>	<b>3,064,458.50</b>	<b>2,929,303.44</b>	<b>3,111,080.81</b>
<b>Road &amp; Bridge Over/(Under) Prior Period</b>	<b>(1,115,852.38)</b>	<b>443,930.75</b>	<b>(207,660.73)</b>	<b>167,570.23</b>	<b>176,123.50</b>	<b>(1,137,286.23)</b>	<b>424,330.25</b>	<b>674,532.18</b>	<b>1,041,357.89</b>	<b>273,143.16</b>	<b>135,155.06</b>	<b>(181,777.37)</b>	
<b>Road &amp; Bridge Cumulative Change for Periods Shown</b>	<b>687,566.31</b>	<b>1,803,418.69</b>	<b>1,359,487.94</b>	<b>1,567,148.67</b>	<b>1,399,578.44</b>	<b>1,229,454.94</b>	<b>2,366,741.17</b>	<b>1,942,410.92</b>	<b>1,287,818.74</b>	<b>226,520.85</b>	<b>(46,822.31)</b>	<b>(181,777.37)</b>	
<b>Overall Totals General / Road &amp; Bridge M&amp;O</b>	<b>17,075,081.90</b>	<b>19,243,362.03</b>	<b>17,225,943.83</b>	<b>17,338,539.06</b>	<b>15,168,566.20</b>	<b>14,611,175.75</b>	<b>15,490,596.26</b>	<b>15,082,041.94</b>	<b>14,302,971.73</b>	<b>12,828,160.02</b>	<b>11,899,810.36</b>	<b>10,481,440.97</b>	<b>9,805,899.76</b>
<b>Overall Over/(Under) Prior Period</b>	<b>(2,168,280.13)</b>	<b>2,017,418.20</b>	<b>(112,595.23)</b>	<b>2,169,972.86</b>	<b>557,390.45</b>	<b>(879,420.51)</b>	<b>408,554.32</b>	<b>779,070.21</b>	<b>1,474,811.71</b>	<b>928,349.66</b>	<b>1,418,369.39</b>	<b>675,541.21</b>	
<b>Overall Cumulative Change for Periods Shown</b>	<b>7,269,182.14</b>	<b>9,437,462.27</b>	<b>7,420,044.07</b>	<b>7,532,639.30</b>	<b>5,362,666.44</b>	<b>4,805,215.99</b>	<b>5,684,696.50</b>	<b>5,276,142.18</b>	<b>4,497,071.97</b>	<b>3,022,260.26</b>	<b>2,093,910.60</b>	<b>675,541.21</b>	



**GILLESPIE COUNTY, TEXAS**  
**STATEMENT OF**  
**Maintenance & Operating Accounts**

	FY2016	FY2015	FY2014	FY2013	FY2012	FY2011	FY2010	FY2009	FY2008	FY2007	FY2006	FY2005	FY2004
	As Of Fiscal Year Ending Date												
<b>GENERAL and ROAD &amp; BRIDGE Maintenance &amp; Operating</b>													
<b>General M&amp;O</b>													
F10 General Fund	8,875,911.27	13,330,681.60	11,257,551.22	11,112,752.15	11,375,074.01	11,229,203.92	11,216,895.27	9,623,582.79	8,938,209.20	8,010,116.74	7,208,872.17	7,187,414.03	6,314,580.06
<b>General Fund Over(Under) Prior Period</b>	<b>(4,454,770.33)</b>	<b>2,073,130.38</b>	<b>14,759.07</b>	<b>(262,321.86)</b>	<b>145,870.09</b>	<b>12,307.65</b>	<b>1,593,313.48</b>	<b>685,373.59</b>	<b>925,092.46</b>	<b>801,244.57</b>	<b>21,458.14</b>	<b>872,833.97</b>	
<b>General Fund Cumulative Change for Periods Shown</b>	<b>2,551,331.21</b>	<b>7,016,101.54</b>	<b>4,942,971.16</b>	<b>4,738,172.09</b>	<b>5,060,493.95</b>	<b>4,914,623.86</b>	<b>4,902,316.21</b>	<b>3,309,002.73</b>	<b>2,623,629.14</b>	<b>1,695,536.68</b>	<b>394,292.11</b>	<b>872,833.97</b>	
<b>Expenditures Inclusive Interfund Allocations and Adjustments</b>													
<b>Road &amp; Bridge M&amp;O</b>													
F15 County Wide	1,482,754.19	2,542,201.07	2,247,183.46	2,389,782.54	2,311,616.01	2,221,870.78	2,840,065.86	2,629,455.11	2,084,025.99	1,678,201.23	1,614,751.82	1,644,613.21	1,436,802.68
F16 Precinct No 1	456,055.91	526,670.03	561,604.30	539,715.25	564,375.15	541,345.70	634,914.90	627,052.73	594,982.30	315,556.86	397,515.00	365,672.92	340,012.45
F17 Precinct No 2	203,314.93	484,911.14	482,431.40	454,224.64	425,205.70	507,911.10	484,448.40	500,562.33	414,075.66	329,642.17	355,107.73	325,596.47	313,286.90
F18 Precinct No 3	381,498.93	710,160.92	776,109.44	763,659.68	940,485.03	869,425.61	659,661.93	676,577.71	748,114.64	285,693.00	409,355.72	362,931.51	504,242.39
F19 Precinct No 4	312,922.87	478,612.31	511,709.75	449,499.26	449,472.93	528,339.43	517,393.81	466,386.81	575,358.35	237,992.01	246,478.54	297,748.19	298,140.65
Sub-Total R&B	2,836,546.83	4,742,555.47	4,579,038.35	4,596,881.37	4,691,154.82	4,688,891.62	5,136,484.90	4,902,134.69	4,416,556.94	2,847,085.27	3,023,208.81	2,996,562.30	2,892,485.27
<b>Road &amp; Bridge Over(Under) Prior Period</b>	<b>(1,906,008.64)</b>	<b>163,517.12</b>	<b>(17,843.02)</b>	<b>(94,273.45)</b>	<b>22,263.20</b>	<b>(467,593.28)</b>	<b>234,350.21</b>	<b>485,577.75</b>	<b>1,569,471.67</b>	<b>(176,123.54)</b>	<b>26,646.51</b>	<b>104,077.03</b>	
<b>Road &amp; Bridge Cumulative Change for Periods Shown</b>	<b>(55,938.44)</b>	<b>1,850,070.20</b>	<b>1,686,553.08</b>	<b>1,704,396.10</b>	<b>1,738,569.55</b>	<b>1,776,406.35</b>	<b>2,243,999.63</b>	<b>2,009,649.42</b>	<b>1,524,071.67</b>	<b>(45,400.00)</b>	<b>130,723.54</b>	<b>104,077.03</b>	
<b>Overall Totals General / Road &amp; Bridge M&amp;O</b>	<b>11,712,458.10</b>	<b>18,073,237.07</b>	<b>15,836,589.57</b>	<b>15,709,633.52</b>	<b>16,066,228.83</b>	<b>15,898,095.54</b>	<b>16,353,381.17</b>	<b>14,525,717.48</b>	<b>13,354,766.14</b>	<b>10,857,202.01</b>	<b>10,232,080.98</b>	<b>10,183,976.33</b>	<b>9,207,065.33</b>
<b>Overall Over(Under) Prior Period</b>	<b>(6,360,778.97)</b>	<b>2,363,603.55</b>	<b>126,956.05</b>	<b>(356,595.31)</b>	<b>168,133.29</b>	<b>(455,285.63)</b>	<b>1,827,663.69</b>	<b>1,170,951.34</b>	<b>2,497,564.13</b>	<b>625,121.03</b>	<b>48,104.65</b>	<b>976,911.00</b>	
<b>Overall Cumulative Change for Periods Shown</b>	<b>2,505,392.77</b>	<b>8,846,171.74</b>	<b>6,629,524.24</b>	<b>6,402,548.19</b>	<b>6,859,163.50</b>	<b>6,691,030.21</b>	<b>7,146,315.84</b>	<b>5,318,652.15</b>	<b>4,147,700.81</b>	<b>1,550,136.68</b>	<b>1,025,015.65</b>	<b>976,911.00</b>	

Includes FY2014 year end adjustment of \$75,248.14 from F11 Grants, Law Enforcement.

GILLESPIE COUNTY, TEXAS  
STATEMENT OF  
Maintenance & Operating Accounts

		FY2016 as of 05.31.2016	FY2015	FY2014	FY2013	FY2012	FY2011	FY2010	FY2009	FY2008	FY2007	FY2006	FY2005	FY2004
		As Of Fiscal Year Ending Date												
GENERAL and ROAD & BRIDGE Maintenance & Operating		Net Change for Periods Shown Revenues Less Expenditures Inclusive Interfund Allocations and Adjustments												
<b>General M&amp;O</b>														
F10	General Fund	4,400,523.51	998,180.93	1,497,823.86	1,547,557.43	(717,167.06)	(958,563.92)	(1,204,121.99)	404,967.42	985,802.98	1,480,441.62	1,626,479.69	364,723.50	380,238.89
	General Fund Over/(Under) Prior Period	3,402,342.58	(499,642.93)	(49,733.57)	2,264,724.49	241,396.86	245,558.07	(1,609,089.41)	(580,835.56)	(494,638.64)	(146,038.07)	1,261,756.19	(15,515.39)	
	General Fund Cumulative Change for Periods Shown	4,020,284.62	617,942.04	1,117,584.97	1,167,318.54	(1,097,405.95)	(1,338,802.81)	(1,584,360.88)	24,728.53	605,564.09	1,100,202.73	1,246,240.80	(15,515.39)	
<b>Road &amp; Bridge M&amp;O</b>														
F15	County Wide	984,511.60	(36,777.36)	93,208.67	16,403.72	21,073.78	16,610.21	(184,322.26)	(174,441.21)	323,951.23	51,256.11	(110,751.87)	(183,874.03)	366,667.22
F16	Precinct No 1	(107,736.92)	26,580.33	706.85	(3,891.29)	(69,087.35)	(105,686.00)	109,757.28	150,613.76	(128,527.88)	73,946.99	67,211.41	(12,231.34)	22,995.25
F17	Precinct No 2	85,258.91	17,005.28	(12,341.08)	4,259.12	(31,234.63)	(147,311.55)	211,681.22	(12,561.56)	23,845.29	85,080.76	(14,329.62)	56,647.31	(64,093.74)
F18	Precinct No 3	(18,087.71)	125,088.48	(122,503.40)	10,578.25	(47,284.57)	(54,176.36)	167,421.30	95,399.28	(167,544.06)	130,215.20	41,772.49	18,975.95	(57,554.40)
F19	Precinct No 4	18,154.41	40,047.30	(67,540.64)	53,998.31	(53,962.80)	(37,792.17)	36,799.54	92,346.77	(89,321.97)	150,017.33	57,347.28	53,223.25	(49,418.79)
	Sub-Total R&B	962,100.29	171,944.03	(108,469.60)	81,348.11	(180,495.57)	(328,355.87)	341,337.08	151,357.04	(37,597.39)	490,516.39	41,249.69	(67,258.86)	218,595.54
	Road & Bridge Over/(Under) Prior Period	790,156.26	280,413.63	(189,817.71)	261,843.68	147,860.30	(669,692.95)	189,980.04	188,954.43	(528,113.78)	449,266.70	108,508.55	(285,854.40)	
	Road & Bridge Cumulative Change for Periods Shown	743,504.75	(46,651.51)	(327,065.14)	(137,247.43)	(399,091.11)	(546,951.41)	122,741.54	(67,238.50)	(256,192.93)	271,920.85	(177,345.85)	(285,854.40)	
<b>Overall Totals</b>														
<b>General / Road &amp; Bridge M&amp;O</b>		5,362,623.80	1,170,124.96	1,389,354.26	1,628,905.54	(897,662.63)	(1,286,919.79)	(862,784.91)	556,324.46	948,205.59	1,970,958.01	1,667,729.38	297,464.64	598,834.43
	Overall Over/(Under) Prior Period	4,192,498.84	(219,229.30)	(239,551.28)	2,526,568.17	389,257.16	(424,134.88)	(1,419,109.37)	(391,881.13)	(1,022,752.42)	303,228.63	1,370,264.74	(301,369.79)	
	Overall Cumulative Change for Periods Shown	4,763,789.37	571,290.53	790,519.83	1,030,071.11	(1,496,497.06)	(1,885,754.22)	(1,461,619.34)	(42,509.97)	349,371.16	1,372,123.58	1,068,894.95	(301,369.79)	



GILLESPIE COUNTY, TEXAS  
STATEMENT OF  
Maintenance & Operating Accounts

	FY2016 as of 05.31.2016	FY2015	FY2014	FY2013	FY2012	FY2011	FY2010	FY2009	FY2008	FY2007	FY2006	FY2005	FY2004
	As Of Fiscal Year Ending Date												
<b>GENERAL and ROAD &amp; BRIDGE Maintenance &amp; Operating</b>													
<b>Cash Balances</b>													
<b>General M&amp;O</b>													
F10 General Fund	14,826,496.17	10,425,972.66	9,427,791.73	7,929,967.87	6,382,410.44	7,099,577.50	8,058,141.42	9,262,263.41	8,857,295.99	7,871,493.01	6,391,051.39	4,764,571.70	4,399,848.20
General Fund Over/(Under) Prior Period	<b>4,400,523.51</b>	998,180.93	1,497,823.86	1,547,557.43	(717,167.06)	(958,563.92)	(1,204,121.99)	404,967.42	985,802.98	1,480,441.62	1,626,479.69	364,723.50	
General Fund Cumulative Change for Periods Shown	<b>10,426,647.97</b>	6,026,124.46	5,027,943.53	3,530,119.67	1,982,562.24	2,699,729.30	3,658,293.22	4,862,415.21	4,457,447.79	3,471,644.81	1,991,203.19	364,723.50	
<b>Road &amp; Bridge M&amp;O</b>													
F15 County Wide	1,326,354.25	341,842.65	378,620.01	285,411.34	269,007.62	247,933.84	231,323.63	415,645.89	590,087.10	266,135.87	214,879.76	325,631.63	509,505.66
F16 Precinct No 1	160,835.63	268,572.55	241,992.22	241,285.37	245,176.66	314,264.01	419,950.01	310,192.73	159,578.97	288,106.85	214,159.86	146,948.45	159,179.79
F17 Precinct No 2	352,972.88	267,713.97	250,708.69	263,049.77	258,790.65	290,025.28	437,336.83	225,655.61	238,217.17	214,371.88	129,291.12	143,620.74	86,973.43
F18 Precinct No 3	250,589.19	268,676.90	143,588.42	266,091.82	255,513.57	302,798.14	356,974.50	189,553.20	94,153.92	261,697.98	131,482.78	89,710.29	70,734.34
F19 Precinct No 4	<u>287,170.35</u>	<u>269,015.94</u>	<u>228,968.64</u>	<u>296,509.28</u>	<u>242,510.97</u>	<u>296,473.77</u>	<u>334,265.94</u>	<u>297,466.40</u>	<u>205,119.63</u>	<u>294,441.60</u>	<u>144,424.27</u>	<u>87,076.99</u>	<u>33,853.74</u>
Sub-Total R&B	2,377,922.30	1,415,822.01	1,243,877.98	1,352,347.58	1,270,999.47	1,451,495.04	1,779,850.91	1,438,513.83	1,287,156.79	1,324,754.18	834,237.79	792,988.10	860,246.96
Road & Bridge Over/(Under) Prior Period	<b>962,100.29</b>	171,944.03	(108,469.60)	81,348.11	(180,495.57)	(328,355.87)	341,337.08	151,357.04	(37,597.39)	490,516.39	41,249.69	(67,258.86)	
Road & Bridge Cumulative Change for Periods Shown	<b>1,517,675.34</b>	555,575.05	383,631.02	492,100.62	410,752.51	591,248.08	919,603.95	578,266.87	426,909.83	464,507.22	(26,009.17)	(67,258.86)	
<b>Overall Totals</b>													
<b>General / Road &amp; Bridge M&amp;O</b>	<b>17,204,418.47</b>	11,841,794.67	10,671,669.71	9,282,315.45	7,653,409.91	8,551,072.54	9,837,992.33	10,700,777.24	10,144,452.78	9,196,247.19	7,225,289.18	5,557,559.80	5,260,095.16
Overall Over/(Under) Prior Period	<b>5,362,623.80</b>	1,170,124.96	1,389,354.26	1,628,905.54	(897,662.63)	(1,286,919.79)	(862,784.91)	556,324.46	948,205.59	1,970,958.01	1,667,729.38	297,464.64	
Overall Cumulative Change for Periods Shown	<b>11,944,323.31</b>	6,581,699.51	5,411,574.55	4,022,220.29	2,393,314.75	3,290,977.38	4,577,897.17	5,440,682.08	4,884,357.62	3,936,152.03	1,965,194.02	297,464.64	

**GILLESPIE COUNTY, TEXAS**  
**STATEMENT OF**  
**Fund Cash/Investment Balances of County Funds**  
**Managed by County Treasurer**

Reporting Period for Maintenance & Operating, COB/GOB Operating & I&S, Special Revenue, Special Revenue..Grants, Trust and Agency	FY2016	FY2015	FY2014	FY2013	FY2012	FY2011	FY2010	FY2009	FY2008	FY2007	FY2006	FY2005	FY2004	FY2003	FY2002	FY2001
October	14,616,600.12	17,978,164.94	25,230,555.83	8,816,582.93	9,537,288.92	10,782,786.00	11,614,108.61	10,952,885.50	9,958,440.67	7,952,494.30	6,412,175.43	5,710,864.59	5,339,657.00	5,562,776.43	5,033,726.92	4,347,101.24
November	14,967,969.47	17,265,750.38	24,953,535.22	8,890,316.88	9,228,798.73	10,570,060.92	11,537,538.96	10,498,889.31	10,152,409.10	8,025,261.13	6,492,254.19	5,815,771.82	5,220,602.83	5,513,508.58	4,915,333.89	4,073,098.62
December	17,966,511.65	18,099,680.09	26,637,026.05	11,373,696.92	10,169,466.12	11,532,479.69	12,910,952.83	11,682,933.59	10,684,794.29	8,972,555.93	7,597,535.16	6,569,101.79	5,773,095.57	6,725,293.46	5,464,922.96	4,553,826.12
January	21,039,628.80	21,177,485.65	28,516,107.73	13,685,971.08	13,393,446.13	14,318,444.26	15,498,047.87	14,366,261.90	13,481,253.20	11,165,036.24	9,488,659.54	8,523,475.25	7,456,134.19	7,390,382.57	6,921,671.85	5,917,064.54
February	22,828,117.19	22,683,610.22	29,162,422.51	14,892,438.88	14,337,413.69	15,203,602.68	15,956,038.21	15,735,998.80	14,555,820.37	12,335,852.17	10,433,012.87	9,341,225.17	8,739,837.04	8,067,857.08	7,169,069.03	6,421,291.43
March	22,133,022.22	21,915,869.23	28,011,622.33	14,353,262.89	13,961,224.66	14,605,425.43	15,787,975.99	15,568,191.69	14,421,603.69	12,279,235.33	10,316,847.09	9,342,261.49	8,166,505.99	7,877,519.02	6,846,516.10	6,255,513.63
April	21,311,930.04	19,863,672.60	26,965,965.28	14,036,410.76	13,204,240.38	14,182,107.24	14,911,731.87	15,332,630.30	14,171,385.04	12,168,084.51	10,225,221.29	9,153,636.99	7,706,537.20	7,632,850.74	6,879,522.09	6,165,584.41
May	<b>20,969,598.11</b>	19,534,757.94	25,202,625.86	13,381,534.31	12,853,474.81	13,180,018.23	14,443,624.89	14,826,308.29	13,675,832.00	11,856,634.81	10,019,168.98	9,181,379.67	7,645,857.66	7,396,585.22	6,758,604.54	5,872,305.69
June		18,530,454.23	23,610,769.72	<b>27,806,922.21</b>	11,927,636.15	12,450,284.14	13,583,948.59	14,202,648.08	13,175,542.95	11,508,032.29	9,433,093.74	8,832,285.06	7,186,622.71	7,107,557.40	6,426,986.33	5,398,788.82
July		17,462,407.18	21,673,344.14	26,973,808.70	11,234,719.43	11,652,419.87	13,105,834.49	13,620,954.46	12,336,729.42	11,412,064.22	9,030,022.51	8,376,255.12	6,807,050.38	6,620,898.14	6,217,837.20	4,751,943.98
August		16,349,354.15	19,928,413.83	25,790,313.41	10,192,089.49	11,033,361.48	12,483,092.82	12,578,256.55	11,932,892.72	10,883,175.64	8,667,571.59	7,898,769.17	6,509,004.74	5,964,701.17	5,922,921.90	4,309,221.50
September		15,336,745.28	18,465,597.00	25,364,538.77	9,249,883.17	10,060,273.87	11,399,750.14	12,236,834.57	11,640,132.20	10,474,427.70	8,299,421.01	6,600,165.99	5,886,940.47	5,731,396.90	5,654,746.62	4,084,176.41
				GOB Series 2013 Jail Construction Project, bond funding accounted for sudden increase in balance - LL												
<b>FY Monthly Average</b>	<b>19,479,172.20</b>	18,849,829.32	24,863,165.46	17,113,816.48	11,607,473.47	12,464,271.98	13,602,720.44	13,466,899.42	12,515,569.64	10,752,737.86	8,867,915.28	7,945,432.68	6,869,820.48	6,799,277.23	6,184,321.62	5,179,159.70
<b>Current Reported Month and Fiscal Year To Date</b>																
<b>Over / (Under)</b>																
Same Month Prior Year	<b>1,434,840.17</b>															
Prior Fiscal Year End	<b>5,632,852.83</b>	<b>(3,128,851.72)</b>	<b>(6,898,941.77)</b>	16,114,655.60	<b>(810,390.70)</b>	<b>(1,339,476.27)</b>	<b>(837,084.43)</b>	596,702.37	1,165,704.50	2,175,006.69	1,699,255.02	713,225.52	155,543.57	76,650.28	1,570,570.21	<b>(491,056.48)</b>



**GILLESPIE COUNTY, TEXAS**  
**STATEMENT OF**  
**Fund Cash/Investment Balances of County Funds**  
**Managed by County Treasurer**

FY2000	FY1999	FY1998	FY1997	FY1996	FY1995	FY1994	FY1993	FY1992	FY1991	F1990	FY1989	FY1988	FY1987	FY1986	FY1985	Monthly Average All Years	Reporting Period for Maintenance & Operating, COB/GOB Operating & S.S., Special Revenue, Grants, Trust and Agency
4,139,349.94	2,869,048.51	2,322,043.99	1,853,442.32	1,554,442.37	1,969,633.68	1,677,992.97	1,738,021.70	1,766,907.01	1,656,979.55	1,479,994.82	1,489,873.32	773,740.58	785,053.51	551,992.07	792,093.37	5,852,025.60	October
3,944,234.24	2,806,697.13	2,287,658.80	1,738,403.49	1,588,939.20	2,054,228.71	1,872,272.98	1,664,926.42	1,867,311.17	1,738,597.34	1,603,024.84	1,422,802.33	793,137.76	666,242.80	494,761.58	623,030.66	5,790,230.30	November
4,285,123.56	3,467,225.42	2,370,460.19	2,015,412.36	1,553,702.23	2,102,455.14	2,004,156.61	1,927,643.72	2,009,086.57	2,071,100.64	1,749,440.24	1,522,220.64	794,004.97	638,401.65	515,396.75	592,516.53	6,447,881.86	December
5,211,901.34	4,747,606.42	3,294,281.32	2,843,260.54	2,472,762.49	2,546,555.58	2,422,956.29	2,234,617.11	2,447,087.69	2,241,349.45	2,187,918.39	1,886,694.05	1,176,726.03	895,393.31	987,264.23	911,641.21	7,838,962.07	January
5,911,367.71	5,322,878.29	3,993,869.93	3,407,005.87	2,960,651.56	2,960,114.57	2,786,604.82	2,577,390.38	2,873,613.36	2,643,751.97	2,515,707.05	2,279,290.31	1,697,770.08	1,530,430.47	1,707,926.04	1,288,936.99	8,572,528.65	February
5,804,576.79	5,276,473.40	3,867,713.74	3,383,796.71	2,916,434.18	2,701,020.25	2,817,055.25	2,446,335.40	2,811,958.62	2,589,532.80	2,424,636.02	2,300,423.71	1,879,466.93	1,572,385.72	1,654,964.77	1,261,996.19	8,360,980.23	March
5,611,303.40	5,147,026.03	3,856,248.10	3,370,510.51	2,844,956.24	2,603,667.16	2,814,731.50	2,446,965.20	2,646,044.26	2,647,946.48	2,446,382.46	2,354,485.13	1,884,438.19	1,647,314.57	1,771,308.72	1,360,124.93	8,111,405.11	April
5,597,496.54	5,145,729.29	3,729,564.69	3,275,787.89	2,651,158.09	2,420,785.62	2,795,038.54	2,614,500.86	2,664,830.17	2,595,986.23	2,402,307.66	2,282,817.61	1,897,795.66	1,472,593.18	1,691,409.95	1,210,356.42	7,851,452.17	May
5,229,130.33	4,896,201.25	3,531,314.01	2,987,283.92	2,535,222.99	2,084,641.35	2,586,555.11	2,371,095.71	2,474,786.80	2,436,392.72	2,319,796.07	2,217,931.41	1,815,598.58	1,439,656.15	1,651,635.17	1,129,347.73	7,512,521.35	June
5,019,100.05	4,695,468.93	3,445,413.11	2,962,321.73	2,375,375.37	2,030,469.33	2,324,665.35	2,086,490.66	2,166,748.69	2,373,369.73	2,247,875.53	2,067,556.08	1,770,363.23	1,314,952.63	1,548,746.47	998,703.28	7,119,480.82	July
4,875,181.07	4,508,722.39	3,399,985.56	2,786,747.61	2,218,481.28	1,819,617.83	2,263,605.13	2,029,973.96	2,078,961.54	2,158,156.49	1,995,691.66	1,950,450.56	1,733,930.99	1,181,205.11	1,466,150.68	824,648.71	6,700,150.02	August
4,575,232.89	4,394,094.37	3,208,449.92	2,590,661.05	2,098,133.77	1,584,937.70	2,069,733.13	1,872,419.95	1,917,213.24	2,014,947.50	1,766,243.49	1,643,269.78	1,541,576.26	770,951.77	839,823.87	671,522.07	6,259,492.29	September
5,016,916.49	4,439,764.29	3,273,083.61	2,767,887.83	2,314,168.31	2,239,759.74	2,369,613.97	2,167,531.76	2,327,045.76	2,264,009.24	2,094,893.19	1,951,484.58	1,479,879.11	1,159,548.41	1,240,115.03	972,077.01		
181,138.52	1,185,644.45	617,768.86	492,547.29	513,195.07	(484,795.43)	197,313.18	(44,793.29)	(97,734.26)	248,704.01	122,973.71	101,693.52	770,624.49	(68,872.10)	168,301.80			

NOTE: Rollback election held April 05, 1996 - rollback passed

GILLESPIE COUNTY, TEXAS  
COUNTY SALES TAX ALLOCATION SUMMARY

March 1988 through FY2016

Period Tax Allocation Received	FY1988	FY1989	FY1990	FY1991	FY1992	FY1993	FY1994	FY1995	FY1996	FY1997	FY1998	FY1999	FY2000	FY2001	FY2002	FY2003	FY2004	FY2005
October	22,614.86	26,581.55	33,337.36	36,992.75	41,801.10	49,891.91	82,743.15	58,486.86	52,039.59	54,937.86	50,951.89	65,241.66	66,865.34	75,743.16	81,978.96	77,478.63	82,681.54	
November	43,215.06	44,231.67	43,279.83	50,014.92	55,881.19	64,445.89	64,104.87	61,441.85	62,037.05	66,939.70	74,731.00	69,172.12	86,097.63	88,692.77	87,008.90	94,471.11	103,544.31	
December	24,372.61	27,072.59	27,183.79	32,965.97	49,151.47	46,769.87	46,349.36	49,676.22	60,611.06	60,993.07	70,326.26	85,955.47	70,180.00	82,687.48	77,782.13	84,302.14	87,745.88	
January	23,143.13	28,570.51	34,895.95	33,040.99	47,672.78	61,026.80	58,115.99	55,693.53	56,392.42	60,499.63	58,712.49	79,145.12	77,326.63	85,504.02	80,568.74	80,680.57	92,453.12	
February	55,089.79	55,601.40	56,692.45	64,014.68	85,298.84	86,415.96	79,879.42	75,116.79	82,205.56	94,784.00	105,116.56	99,795.36	104,689.49	112,735.48	104,067.24	115,871.28	121,222.18	
March	10,048.12	19,376.35	22,842.31	27,766.80	42,841.80	37,823.28	44,889.12	55,664.23	49,041.44	54,150.75	58,367.91	72,738.72	61,652.97	77,471.73	85,204.25	71,784.27	85,739.86	
April	13,766.26	18,223.31	22,431.61	26,587.86	52,007.16	42,480.30	69,059.85	45,858.42	50,129.00	45,435.42	53,515.01	59,649.70	66,084.12	69,317.65	72,330.32	82,331.14	70,741.63	
May	37,630.57	41,151.11	44,480.87	46,655.96	31,203.05	66,318.77	57,489.64	64,876.69	62,424.84	71,468.21	91,409.71	96,441.51	93,043.82	94,505.94	93,443.25	102,949.16	112,599.80	
June	24,530.57	24,678.76	27,059.33	31,503.80	41,913.33	48,605.59	44,647.36	48,588.21	58,748.69	61,697.08	72,275.15	70,155.54	79,441.16	92,403.56	87,764.45	89,329.15	105,312.44	
July	20,139.41	24,653.23	27,859.52	34,719.01	43,922.13	49,464.53	48,368.42	50,603.85	54,963.82	57,992.55	64,608.17	59,958.51	76,578.31	87,695.36	89,767.62	82,641.66	94,818.82	
August	46,170.12	46,397.69	50,886.17	50,868.66	58,425.43	73,116.78	67,507.13	66,689.81	59,548.35	72,612.17	84,456.00	98,754.28	91,921.77	118,409.57	90,669.86	95,008.16	113,562.54	
September	24,924.06	28,456.24	28,987.84	33,905.34	56,740.88	52,232.41	48,155.00	61,535.89	71,272.01	70,987.09	72,854.10	69,870.60	74,040.54	81,351.52	82,708.52	84,660.29	88,592.39	
<b>Total Per Year</b>	<b>177,209.11</b>	<b>371,069.14</b>	<b>406,705.37</b>	<b>447,587.81</b>	<b>531,788.15</b>	<b>654,893.55</b>	<b>679,601.61</b>	<b>714,336.98</b>	<b>713,466.19</b>	<b>742,999.64</b>	<b>814,374.71</b>	<b>870,123.86</b>	<b>947,268.24</b>	<b>996,071.14</b>	<b>1,045,200.46</b>	<b>1,066,093.44</b>	<b>1,072,404.53</b>	<b>1,172,245.33</b>
<b>Total All Years</b>	<b>177,209.11</b>	<b>548,278.25</b>	<b>954,893.62</b>	<b>1,402,571.43</b>	<b>1,834,359.56</b>	<b>2,589,223.13</b>	<b>3,288,824.94</b>	<b>3,983,161.92</b>	<b>4,696,628.11</b>	<b>5,439,627.75</b>	<b>6,254,002.46</b>	<b>7,124,126.32</b>	<b>8,071,394.56</b>	<b>9,067,465.70</b>	<b>10,112,666.16</b>	<b>11,116,759.60</b>	<b>12,191,764.13</b>	<b>13,363,409.46</b>
<b>\$ Inc / Dec Over Prior Year</b>	183,860.03	35,636.23	40,882.44	84,200.34	123,075.40	24,738.26	34,735.17	(870.79)	29,533.45	71,375.07	55,749.15	77,144.38	48,802.90	49,129.32	(99,107.02)	66,311.09	99,840.80	
<b>% Inc / Dec Over Prior Year</b>	109.40%	9.60%	10.05%	18.81%	23.14%	3.78%	5.11%	-0.12%	4.14%	9.61%	6.85%	8.87%	5.15%	4.93%	-3.74%	6.59%	9.31%	
<b>Calendar Year Allocations</b>	0.00	267,411.64	378,752.42	412,820.54	463,560.47	558,648.27	669,137.56	711,691.42	690,744.53	719,148.96	750,582.57	827,513.03	894,484.16	950,041.96	1,020,031.58	1,044,865.04	1,015,577.33	1,090,124.38
<b>\$ Inc / Dec Over Prior Year</b>	267,411.64	111,340.78	34,068.12	50,739.93	95,087.80	110,489.29	42,553.86	(20,946.69)	28,404.43	31,433.61	76,930.46	66,071.13	55,557.80	69,989.82	24,833.46	(29,287.71)	74,547.05	



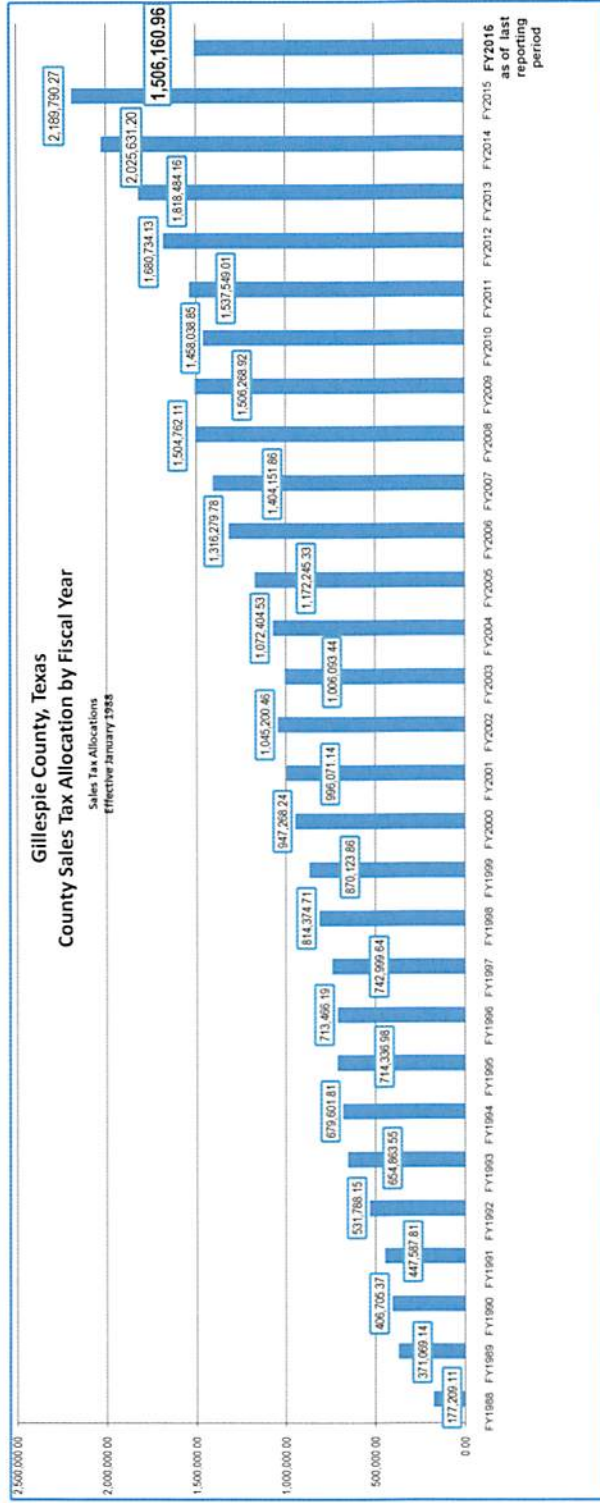
GILLESPIE COUNTY, TEXAS  
COUNTY SALES TAX ALLOCATION SUMMARY  
March 1988 through FY2016

FY2006	FY2007	FY2008	FY2009	FY2010	FY2011	FY2012	FY2013	FY2014	FY2015	FY2016	Month Or Same Period FY2015	YTD
85,196.86	106,167.81	115,258.59	118,217.21	102,116.77	112,243.67	125,882.57	141,081.56	146,138.99	157,617.66	147,646.21	October	83,148.00
110,963.24	122,702.26	130,133.07	134,938.43	123,352.45	139,931.32	131,441.01	134,815.56	165,928.20	164,365.11	192,079.08	September and 3rd Quarter	(9,971.47)
100,977.05	116,582.93	120,353.68	121,763.89	122,844.30	127,081.99	144,995.63	158,611.46	165,647.66	164,958.53	164,958.53	December	(2,946.63)
107,956.62	116,856.59	121,835.04	124,899.65	114,005.56	129,099.90	135,485.95	156,063.01	159,082.75	173,843.05	175,216.35	November	(1,573.33)
137,746.11	151,526.51	158,719.04	156,720.77	152,630.86	164,529.87	171,080.19	193,126.02	202,308.32	223,742.03	254,424.26	December, 4th Quarter, Yearly	29,106.80
89,543.91	88,396.24	99,481.19	98,684.79	90,364.94	97,024.18	107,810.68	120,617.71	136,428.71	141,523.60	150,478.20	January	38,063.50
87,212.18	92,872.45	104,111.05	99,616.55	93,204.34	92,537.54	118,975.35	134,236.14	146,805.07	146,806.39	161,767.10	February	52,944.21
125,621.99	132,335.88	133,405.05	141,709.49	148,772.69	153,252.45	177,882.27	187,322.27	195,085.16	203,013.55	203,013.55	March and 1st Quarter	36,577.68
109,484.20	113,117.58	133,410.60	129,041.03	127,995.46	129,743.30	144,969.57	152,170.48	189,564.70	184,387.61	189,564.70	April	89,268.28
112,088.28	119,646.83	117,201.96	116,809.95	125,153.69	140,436.50	154,274.37	165,319.97	187,207.85	187,207.85	187,207.85	May	86,252.41
130,749.36	138,119.40	142,780.87	136,001.87	141,909.04	153,274.75	160,837.54	148,661.30	187,789.04	216,770.81	216,770.81	June and 2nd Quarter	105,783.13
108,739.98	116,168.09	124,848.42	128,883.49	125,112.90	117,914.04	138,870.51	151,120.09	172,568.83	184,784.93	184,784.93	July	89,251.45
1,316,279.78	1,404,151.86	1,504,762.11	1,506,268.92	1,458,038.85	1,537,549.01	1,680,764.13	1,818,484.16	2,025,631.20	2,189,790.27	1,506,160.96	Total Per Year	1,064,468.92
14,679,689.24	16,083,841.10	17,588,603.21	19,094,872.13	20,552,910.98	22,090,459.99	23,771,224.12	25,589,708.28	27,615,339.48	29,805,129.75	31,311,290.71	Total All Years	74,540.04
12.29%	6.69%	7.17%	0.10%	-3.20%	5.45%	9.31%	8.19%	11.39%	8.10%	-31.22%	% Inc / Dec Over Prior Year	
144,034.45	87,872.08	100,610.25	1,506.81	(48,230.07)	79,510.16	143,215.12	137,720.03	207,147.04	104,159.07	(683,629.31)	\$ Inc / (Dec) Over Prior Year	
CY2005	CY2006	CY2007	CY2008	CY2009	CY2010	CY2011	CY2012	CY2013	CY2014	CY2015		
1,205,410.75	1,344,052.92	1,433,216.16	1,514,298.84	1,479,992.71	1,485,825.03	1,546,945.29	1,717,241.33	1,868,270.04	2,082,583.00	2,186,843.64	\$ Inc / (Dec) Calendar Year	
115,288.37	138,642.17	89,163.24	81,080.68	(24,304.13)	5,832.32	61,120.26	170,296.04	151,028.71	214,312.96	104,260.64		

**NOTATION** Sales tax allocation was reduced by an audit collection of (\$25,072.11) related to a Computer audit covering 2012 transactions outside the City of Fredericks that was incorrectly reported. The audit also found a large refund from the State's sales tax revenue - amount and adjustment to County would have been no less than \$173,876.94. 2013 OR OR LL.

GILLESPIE COUNTY, TEXAS  
COUNTY SALES TAX ALLOCATION SUMMARY

March 1988 through FY2016





## GILLESPIE COUNTY, TEXAS REPAYMENT OF ERRONEOUS RECEIPT OF SALES AND USE TAX

### January 1997 Through October 2016

	Year 1 1997	Year 2 1998	Year 3 1999	Year 4 2000	Year 5 2001	Year 6 2002	Year 7 2003	Year 8 2004	Year 9 2005	Year 10 2006	Year 11 2007	Year 12 2008	Year 13 2009	Year 14 2010	Year 15 2011	Year 16 2012	Year 17 2013	Year 18 2014	Year 19 2015	Year 20 2016	
<b>Actual Balance At Year Start</b>	211,870.02	201,276.54	190,683.06	180,089.58	169,496.10	158,902.62	148,309.14	137,715.66	127,122.18	116,528.70	105,935.22	95,341.74	84,748.26	74,154.78	63,561.30	52,967.82	42,374.34	31,780.86	21,187.38	10,593.90	
January	2,648.37	2,648.37	2,648.37	2,648.37	2,648.37	2,648.37	2,648.37	2,648.37	2,648.37	2,648.37	2,648.37	2,648.37	2,648.37	2,648.37	2,648.37	2,648.37	2,648.37	2,648.37	2,648.37	2,648.37	2,648.37
April	2,648.37	2,648.37	2,648.37	2,648.37	2,648.37	2,648.37	2,648.37	2,648.37	2,648.37	2,648.37	2,648.37	2,648.37	2,648.37	2,648.37	2,648.37	2,648.37	2,648.37	2,648.37	2,648.37	2,648.37	2,648.37
July	2,648.37	2,648.37	2,648.37	2,648.37	2,648.37	2,648.37	2,648.37	2,648.37	2,648.37	2,648.37	2,648.37	2,648.37	2,648.37	2,648.37	2,648.37	2,648.37	2,648.37	2,648.37	2,648.37	2,648.37	2,648.37
October	2,648.37	2,648.37	2,648.37	2,648.37	2,648.37	2,648.37	2,648.37	2,648.37	2,648.37	2,648.37	2,648.37	2,648.37	2,648.37	2,648.37	2,648.37	2,648.37	2,648.37	2,648.37	2,648.37	2,648.37	2,648.37
<b>Total Remitted To Date</b>	10,593.48	21,186.96	31,780.44	42,373.92	52,967.40	63,560.88	74,154.36	84,747.84	95,341.32	105,934.80	116,528.28	127,121.76	137,715.24	148,308.72	158,902.20	169,495.68	180,089.16	190,682.64	201,276.12	206,572.86	
<b>Actual Balance To Date</b>	201,276.54	180,683.06	180,089.58	169,496.10	158,902.62	148,309.14	137,715.66	127,122.18	116,528.70	105,935.22	95,341.74	84,748.26	74,154.78	63,561.30	52,967.82	42,374.34	31,780.86	21,187.38	10,593.90	5,297.16	
<b>Projected Balance At Year End</b>	201,276.54	190,683.06	180,089.58	169,496.10	158,902.62	148,309.14	137,715.66	127,122.18	116,528.70	105,935.22	95,341.74	84,748.26	74,154.78	63,561.30	52,967.82	42,374.34	31,780.86	21,187.38	10,593.90	0.00	

Gillespie County proposal of repayment (as outlined in letter of October 18, 1996) as accepted by State Comptroller ...  
Gillespie County will make 80 quarterly payments (due first of each month: January, April, July, and October)  
for 20 years beginning January 01, 1997:

79 quarterly payments of \$2,648.37 each beginning on January 01, 1997 through July 01, 2016 and  
a final payment of \$2,648.79 on October 01, 2016 for a total of \$211,870.02.

**Gillespie County, Texas**  
**Hotel Occupancy Tax ... Quarterly Recaps**  
**As of Period Ending May 31, 2016**

	Collection/Remittance Period	Collections		Disbursements		Cash Balance
		HOT & P&I Interest Earnings	Convention & Visitors Bureau	Organizations etc		
FY2016	3rd Quarter 2016					451,082.31
	2nd Quarter 2016		109,454.82	270,829.00		451,082.31
	1st Quarter 2016		128,625.32			612,456.49
	4th Quarter 2015		96,483.07	150,829.00		483,831.17
FY2015	3rd Quarter 2015		115,558.26		(881.94)	538,177.10
	Sub-Total	29,345.41	450,121.47	421,658.00	(881.94)	
	2nd Quarter 2015		120,944.22	127,742.50	118,000.00	421,736.90
	1st Quarter 2015		122,937.00			546,535.18
	4th Quarter 2014		104,239.90	127,742.50		423,598.18
FY2014	3rd Quarter 2014		120,711.31			447,100.78
	Sub-Total	95,347.43	468,832.43	255,485.00	118,000.00	
	2nd Quarter 2014		95,362.58	111,163.00	120,000.00	326,389.47
	1st Quarter 2014		92,050.01			462,189.89
	4th Quarter 2013		90,687.97	111,163.00		370,139.88
FY2013	3rd Quarter 2013		82,776.94			390,614.91
	Sub-Total	18,551.50	360,877.50	222,326.00	120,000.00	
	2nd Quarter 2013		82,927.36	96,357.50	80,000.00	307,837.97
	1st Quarter 2013		102,188.41			401,268.11
	4th Quarter 2012		56,763.25	96,357.50		299,079.70
FY2012	3rd Quarter 2012		69,377.43			338,673.95
	Sub-Total	38,541.45	311,256.45	192,715.00	80,000.00	
	2nd Quarter 2012		76,505.61	84,193.50	11,000.00	269,296.52
	1st Quarter 2012		67,043.98		69,000.00	287,984.41
	4th Quarter 2011		63,485.70	84,193.50		289,940.43
FY2011	3rd Quarter 2011		62,766.18			310,648.23
	Sub-Total	21,414.47	269,801.47	168,387.00	80,000.00	
	2nd Quarter 2011		60,050.07	80,530.57		247,882.05
	1st Quarter 2011		61,473.10		80,000.00	268,362.55
	4th Quarter 2010		47,182.38	80,530.57		286,889.45
FY2010	3rd Quarter 2010		67,036.85			320,237.64
	Sub-Total	(5,318.74)	235,742.40	161,061.14	80,000.00	
	2nd Quarter 2010		47,363.32	82,089.00	61,500.00	253,200.79
	1st Quarter 2010		67,910.43			349,426.47
	4th Quarter 2009		46,539.68	82,089.00		281,516.04
FY2009	3rd Quarter 2009		63,672.15			317,065.36
	Sub-Total	(192.42)	225,485.58	164,178.00	61,500.00	
	2nd Quarter 2009		55,182.22			253,393.21
	1st Quarter 2009		68,196.40	80,854.20		198,210.99
	4th Quarter 2008		43,834.09	80,854.20		210,868.79
FY2008	3rd Quarter 2008		75,474.18		15,000.00	247,888.90
	Sub-Total	65,978.49	242,686.89	161,708.40	15,000.00	
	2nd Quarter 2008		52,205.02	100,000.00		187,414.72
	1st Quarter 2008		62,603.17			235,209.70
	4th Quarter 2007		53,485.43			172,606.53
FY2007	3rd Quarter 2007		61,352.43			119,121.10
	Sub-Total	129,646.05	229,646.05	100,000.00	0.00	
	2nd Quarter 2007		57,271.57			57,768.67
	1st Quarter 2007		497.10	0.00	0.00	497.10
	Sub-Total	57,768.67	57,768.67	0.00	0.00	
				1,847,518.54	553,618.06	
<b>Revenues</b>		<b>2,852,218.91</b>				
<b>Totals All Years</b>		<b>Expenditures</b>		<b>2,401,136.60</b>	<b>Net Cash Effect</b>	<b>451,082.31</b>



### GILLESPIE COUNTY, TEXAS

GOB Series 2010 Refunding Bonds ... December.2010  
 Post COB Series 2001 ... September.2001

Bond Redemptions & Interest Payment Schedule  
 February.2011 through February.2021

		Year 1	Year 2	Year 3	Year 4	Year 5	Year 6	Year 7	Year 8	Year 9	Year 10	Year 11		
		2011	2012	2013	2014	2015	2016	2017	2018	2019	2020	2021		
<b>Actual Balance At Year Start</b>		1,839,134.46	1,779,647.50	1,603,672.50	1,429,447.50	1,247,370.00	1,067,992.50						<b>Actual Balance At Year Start</b>	
February	bonds	35,000.00	140,000.00	140,000.00	150,000.00	150,000.00	150,000.00						bonds	February
	interest	6,079.46	18,407.50	17,567.50	16,657.50	15,420.00	13,957.50						interest	
August	bonds	0.00	0.00	0.00	0.00	0.00							bonds	August
	interest	18,407.50	17,567.50	16,657.50	15,420.00	13,957.50							interest	
<b>Total Remitted To Date</b>		59,486.96	235,461.96	409,686.96	591,764.46	771,141.96	935,099.46	935,099.46	935,099.46	935,099.46	935,099.46	935,099.46	<b>Total Remitted To Date</b>	
<b>Actual Balance To Date</b>		1,779,647.50	1,603,672.50	1,429,447.50	1,247,370.00	1,067,992.50	904,035.00						<b>Actual Balance To Date</b>	
<b>Projected Pymnt Per Year</b>		59,486.96	175,975.00	174,225.00	182,077.50	179,377.50	176,265.00	177,677.50	178,540.00	178,865.00	178,670.00	177,975.00	<b>Projected Pymnt Per Year</b>	
<b>Projected Balance At Year End</b>		1,779,647.50	1,603,672.50	1,429,447.50	1,247,370.00	1,067,992.50	891,727.50	714,050.00	535,510.00	356,645.00	177,975.00	0.00	<b>Projected Balance At Year End</b>	

<b>\$1,988,356.26</b>	COB Series 2001 Debt Service on Refunded Bonds	<b>\$1,590,000.00</b>	Principal	<b>\$1,590,000.00</b>	Series 2010 Sources of Funds..Proceeds of Bonds
<b>\$1,839,134.46</b>	GOB Series 2010 Refunded Bonds	<b>\$249,134.46</b>	interest	<b>\$38,746.50</b>	Cost of Issuance
<b>\$149,221.80</b>	Net savings	<b>\$1,839,134.46</b>	GOB Series 2010, Refunding Bonds	<b>\$1,551,253.50</b>	Deposit to Escrow

Original Certificates of Obligation Bonds Series 2001 payments started February 2002  
 Series 2010 Refunding ... Interest and Bond Redemptions due February of each year starting February of 2011  
 Series 2010 Refunding ... Interest only due August of each year starting August of 2011

**GILLESPIE COUNTY, TEXAS**

**GOB Series 2013 ... Jail Project**

**Bond Redemptions Interest Payment Schedule  
February.2014 through February.2033**

Schedule Bond Redemption & Interest Payment		Initial Receipt of Bonds June.2013	Year 1 2014	Year 2 2015	Year 3 2016	Year 4 2017	Year 5 2018	Year 6 2019	Year 7 2020	Year 8 2021	Year 9 2022	Year 10 2023
<b>Projected Balances At Year Start</b>		<b>20,429,713.00</b>	<b>20,429,713.00</b>	<b>19,408,475.00</b>	<b>18,387,525.00</b>	<b>17,367,275.00</b>	<b>16,347,925.00</b>	<b>15,324,725.00</b>	<b>14,300,875.00</b>	<b>13,279,650.00</b>	<b>12,256,300.00</b>	<b>11,234,800.00</b>
February	bonds	0.00	395,000.00	530,000.00	540,000.00	550,000.00	565,000.00	580,000.00	595,000.00	620,000.00	645,000.00	670,000.00
	interest	0.00	378,113.00	248,125.00	242,825.00	237,425.00	231,925.00	226,275.00	217,575.00	208,650.00	194,700.00	181,800.00
August	bonds	0.00	0.00	0.00	0.00	0.00	0.00	0.00	0.00	0.00	0.00	0.00
	interest	0.00	248,125.00	242,825.00	237,425.00	231,925.00	226,275.00	217,575.00	208,650.00	194,700.00	181,800.00	168,400.00
<b>Projected Total Remittance</b>		<b>0.00</b>	<b>1,021,238.00</b>	<b>2,042,188.00</b>	<b>3,062,438.00</b>	<b>4,081,788.00</b>	<b>5,104,988.00</b>	<b>6,128,838.00</b>	<b>7,150,063.00</b>	<b>8,173,413.00</b>	<b>9,194,913.00</b>	<b>10,215,113.00</b>
<b>Project Balances At Year End</b>		<b>20,429,713.00</b>	<b>19,408,475.00</b>	<b>18,387,525.00</b>	<b>17,367,275.00</b>	<b>16,347,925.00</b>	<b>15,324,725.00</b>	<b>14,300,875.00</b>	<b>13,279,650.00</b>	<b>12,256,300.00</b>	<b>11,234,800.00</b>	<b>10,214,600.00</b>
Bonds Issued June.2014												
Principal and Interest payments due February of each year starting February of 2014												
Interest only payments due August of each year starting August of 2014												

Outstanding Tax Secured Debt		Initial Receipt of Bonds June.2013	Year 1 2014	Year 2 2015	Year 3 2016	Year 4 2017	Year 5 2018	Year 6 2019	Year 7 2020	Year 8 2021	Year 9 2022	Year 10 2023
<b>Balances At Year Start</b>		<b>20,429,713.00</b>	<b>20,429,713.00</b>	<b>19,408,475.50</b>	<b>18,387,525.50</b>							
February	bonds	0.00	395,000.00	530,000.00	540,000.00							
	interest	0.00	378,112.50	248,125.00	242,825.00							
August	bonds	0.00	0.00	0.00								
	interest	0.00	248,125.00	242,825.00								
<b>Total Annual Remittances</b>		<b>0.00</b>	<b>1,021,237.50</b>	<b>1,020,950.00</b>	<b>782,825.00</b>							
<b>Total Remittances To Date</b>		<b>0.00</b>	<b>1,021,237.50</b>	<b>2,042,187.50</b>	<b>2,825,012.50</b>							



GILLESPIE COUNTY, TEXAS

GOB Series 2013 ... Jail Project

Bond Redemptions Interest Payment Schedule  
February.2014 through February.2033

Schedule Bond Redemption & Interest Payment		Year 11	Year 12	Year 13	Year 14	Year 15	Year 16	Year 17	Year 18	Year 19	Year 20
		2024	2025	2026	2027	2028	2029	2030	2031	2032	2033
Projected Balances At Year Start		10,214,600.00	9,191,800.00	8,172,500.00	7,152,800.00	6,129,000.00	5,107,400.00	4,084,300.00	3,061,100.00	2,039,200.00	1,020,000.00
February	bonds	700,000.00	725,000.00	755,000.00	790,000.00	820,000.00	855,000.00	890,000.00	925,000.00	960,000.00	1,000,000.00
	interest	168,400.00	154,400.00	139,900.00	124,800.00	109,000.00	92,600.00	75,500.00	57,700.00	39,200.00	20,000.00
August	bonds	0.00	0.00	0.00	0.00	0.00	0.00	0.00	0.00	0.00	0.00
	interest	154,400.00	139,900.00	124,800.00	109,000.00	92,600.00	75,500.00	57,700.00	39,200.00	20,000.00	0.00
Projected Total Remittance		11,237,913.00	12,257,213.00	13,276,913.00	14,300,713.00	15,322,313.00	16,345,413.00	17,368,613.00	18,390,513.00	19,409,713.00	20,429,713.00
Project Balances At Year End		9,191,800.00	8,172,500.00	7,152,800.00	6,129,000.00	5,107,400.00	4,084,300.00	3,061,100.00	2,039,200.00	1,020,000.00	0.00
Bonds Issued June.2014											
Principal and Interest payments due February of each year starting February of 2014											
Interest only payments due August of each year starting August of 2014											

Outstanding Tax Secured Debt		Year 11	Year 12	Year 13	Year 14	Year 15	Year 16	Year 17	Year 18	Year 19	Year 20
		2024	2025	2026	2027	2028	2029	2030	2031	2032	2033
Balances At Year Start											
February	bonds										
	interest										
August	bonds										
	interest										
Total Annual Remittances											
Total Remittances To Date											

**GILLESPIE COUNTY, TEXAS**  
Capital Assets Lease/Purchase ... Contract 6451, September.2013

**PROJECTED Payments**

Period	ACTUAL			FY2016			FY2017			FY2018			FY2019		
	Total Payment	Total Principal	Interest	Total Payment	Total Principal	Interest	Total Payment	Total Principal	Interest	Total Payment	Total Principal	Interest	Total Payment	Total Principal	Interest
Balance At Year Start	193,188.48			156,399.52			135,747.04			73,094.56			10,442.08		
October	5,221.04	5,221.04		4,622.79	598.25	4,024.54	5,221.04	4,803.90	417.14	4,992.12	28.92	5,187.70	33.34		
November	5,221.04	5,221.04		4,637.62	583.42	4,054.20	5,221.04	4,819.31	401.73	5,008.13	212.91	5,221.04	16.67		
December	5,221.04	5,221.04		4,652.49	568.55	4,083.94	5,221.04	4,834.77	386.27	5,024.20	196.84	5,221.04			
January	5,221.04	5,221.04		4,667.42	553.62	4,113.80	5,221.04	4,850.28	370.76	5,040.31	180.73	5,221.04			
February	5,221.04	5,221.04		4,682.39	538.65	4,143.74	5,221.04	4,865.84	355.20	5,056.48	164.56	5,221.04			
March	5,221.04	5,221.04		4,697.41	523.63	4,173.78	5,221.04	4,881.45	339.59	5,072.70	148.34	5,221.04			
April	5,221.04	5,221.04		4,712.48	508.56	4,203.92	5,221.04	4,897.11	323.93	5,088.97	132.07	5,221.04			
May	5,221.04	5,221.04		4,727.59	493.45	4,234.14	5,221.04	4,912.82	308.22	5,105.30	115.74	5,221.04			
June	5,221.04	5,221.04		4,742.76	478.28	4,264.48	5,221.04	4,928.57	292.47	5,121.67	99.37	5,221.04			
July	5,221.04	5,221.04		4,757.97	463.07	4,294.90	5,221.04	4,944.38	276.66	5,138.10	82.94	5,221.04			
August	5,221.04	5,221.04		4,773.23	447.81	4,325.42	5,221.04	4,960.24	260.80	5,154.58	66.46	5,221.04			
September	5,221.04	5,221.04		4,788.54	432.50	4,356.04	5,221.04	4,976.16	244.88	5,171.12	49.92	5,221.04			
Total Proposed Payments Per Year	62,652.48	62,652.48		62,652.48	62,652.48	62,652.48	62,652.48	62,652.48	62,652.48	62,652.48	62,652.48	62,652.48	62,652.48	62,652.48	62,652.48
Total Payments	62,652.48	62,652.48		62,652.48	62,652.48	62,652.48	62,652.48	62,652.48	62,652.48	62,652.48	62,652.48	62,652.48	62,652.48	62,652.48	62,652.48
Principal	56,462.69	56,462.69		56,462.69	56,462.69	56,462.69	56,462.69	56,462.69	56,462.69	56,462.69	56,462.69	56,462.69	56,462.69	56,462.69	56,462.69
Interest	6,189.79	6,189.79		6,189.79	6,189.79	6,189.79	6,189.79	6,189.79	6,189.79	6,189.79	6,189.79	6,189.79	6,189.79	6,189.79	6,189.79
Projected Balance Year End	135,747.04			73,094.56			10,442.08			0.00					

**GILLESPIE COUNTY, TEXAS**  
Capital Assets Lease/Purchase ... Contract 6451, September.2013

**ACTUAL Payments**

Period	ACTUAL			FY2016			FY2017			FY2018			FY2019		
	Total Payment	Total Principal	Interest	Total Payment	Total Principal	Interest	Total Payment	Total Principal	Interest	Total Payment	Total Principal	Interest	Total Payment	Total Principal	Interest
Balance At Year Start	193,188.48														
October	5,221.04	5,221.04		4,637.62	583.42	4,054.20	5,221.04	4,819.31	401.73	5,008.13	212.91	5,221.04			
November	5,221.04	5,221.04		4,652.49	567.55	4,085.04	5,221.04	4,834.77	386.27	5,024.20	196.84	5,221.04			
December	5,221.04	5,221.04		4,667.42	553.62	4,114.14	5,221.04	4,850.28	370.76	5,040.31	180.73	5,221.04			
January	5,221.04	5,221.04		4,682.39	538.65	4,143.74	5,221.04	4,865.84	355.20	5,056.48	164.56	5,221.04			
February	5,221.04	5,221.04		4,697.41	523.63	4,174.78	5,221.04	4,881.45	339.59	5,072.70	148.34	5,221.04			
March	5,221.04	5,221.04		4,712.48	508.56	4,204.92	5,221.04	4,897.11	323.93	5,088.97	132.07	5,221.04			
April	5,221.04	5,221.04		4,727.59	493.45	4,235.14	5,221.04	4,912.82	308.22	5,105.30	115.74	5,221.04			
May	5,221.04	5,221.04		4,742.76	478.28	4,265.48	5,221.04	4,928.57	292.47	5,121.67	99.37	5,221.04			
June	5,221.04	5,221.04		4,757.97	463.07	4,295.90	5,221.04	4,944.38	276.66	5,138.10	82.94	5,221.04			
July	5,221.04	5,221.04		4,773.23	447.81	4,326.42	5,221.04	4,960.24	260.80	5,154.58	66.46	5,221.04			
August	5,221.04	5,221.04		4,788.54	432.50	4,356.04	5,221.04	4,976.16	244.88	5,171.12	49.92	5,221.04			
September	5,221.04	5,221.04		4,803.85	417.14	4,386.71	5,221.04	4,992.12	229.92	5,187.70	33.34	5,221.04			
Total Current Date	41,767.32	41,767.32		41,767.32	41,767.32	41,767.32	41,767.32	41,767.32	41,767.32	41,767.32	41,767.32	41,767.32	41,767.32	41,767.32	41,767.32
Total Payments as of Current Period	41,767.32	41,767.32		41,767.32	41,767.32	41,767.32	41,767.32	41,767.32	41,767.32	41,767.32	41,767.32	41,767.32	41,767.32	41,767.32	41,767.32
Principal	37,520.16	37,520.16		37,520.16	37,520.16	37,520.16	37,520.16	37,520.16	37,520.16	37,520.16	37,520.16	37,520.16	37,520.16	37,520.16	37,520.16
Interest	4,247.16	4,247.16		4,247.16	4,247.16	4,247.16	4,247.16	4,247.16	4,247.16	4,247.16	4,247.16	4,247.16	4,247.16	4,247.16	4,247.16
Balance as of Current Period	151,421.16			73,094.56			10,442.08			0.00					



**GILLESPIE COUNTY, TEXAS**  
**Public Property Finance ... Contract 6774, October 24, 2014**  
**Sheriff Office ... Law Enforcement Radio System Upgrade**

**PROJECTED Payments**

PROJECTED Payments		FY2016			FY2017			FY2018			FY2019		
		Total Payment	Principal	Interest	Total Payment	Principal	Interest	Total Payment	Principal	Interest	Total Payment	Principal	Interest
<b>Balance Year Start</b>		622,829.27			554,260.91			485,692.55			417,124.19		
October	payment	5,714.03			5,714.03			5,714.03			5,714.03		
	principal/interest		4,141.76	1,572.27		4,291.13	1,422.90		4,445.88	1,268.15		4,606.21	1,107.82
November	payment	5,714.03			5,714.03			5,714.03			5,714.03		
	principal/interest		4,154.01	1,560.02		4,303.81	1,410.22		4,459.02	1,255.01		4,619.83	1,094.20
December	payment	5,714.03			5,714.03			5,714.03			5,714.03		
	principal/interest		4,166.29	1,547.74		4,316.54	1,397.49		4,472.21	1,241.82		4,633.49	1,080.54
January	payment	5,714.03			5,714.03			5,714.03			5,714.03		
	principal/interest		4,178.61	1,535.42		4,329.30	1,384.73		4,485.43	1,228.60		4,647.19	1,066.84
February	payment	5,714.03			5,714.03			5,714.03			5,714.03		
	principal/interest		4,190.96	1,523.07		4,342.10	1,371.93		4,498.69	1,215.34		4,660.93	1,053.10
March	payment	5,714.03			5,714.03			5,714.03			5,714.03		
	principal/interest		4,203.35	1,510.68		4,354.94	1,359.09		4,511.99	1,202.04		4,674.71	1,039.32
April	payment	5,714.03			5,714.03			5,714.03			5,714.03		
	principal/interest		4,215.78	1,498.25		4,367.82	1,346.21		4,525.33	1,188.70		4,688.53	1,025.50
May	payment	5,714.03			5,714.03			5,714.03			5,714.03		
	principal/interest		4,228.25	1,485.78		4,380.73	1,333.30		4,538.71	1,175.32		4,702.39	1,011.64
June	payment	5,714.03			5,714.03			5,714.03			5,714.03		
	principal/interest		4,240.75	1,473.28		4,393.68	1,320.35		4,552.13	1,161.90		4,716.30	997.73
July	payment	5,714.03			5,714.03			5,714.03			5,714.03		
	principal/interest		4,253.29	1,460.74		4,406.67	1,307.36		4,565.59	1,148.44		4,730.24	983.79
August	payment	5,714.03			5,714.03			5,714.03			5,714.03		
	principal/interest		4,265.86	1,448.17		4,419.70	1,294.33		4,579.09	1,134.94		4,744.23	969.80
September	payment	5,714.03			5,714.03			5,714.03			5,714.03		
	principal/interest		4,278.48	1,435.55		4,432.77	1,281.26		4,592.63	1,121.40		4,758.25	955.78
<b>Total Proposed Payments Per Year</b>													
	Total Payments	68,568.36			68,568.36			68,568.36			68,568.36		
	Principal		50,517.39		52,339.19			54,226.70			56,182.30		
	Interest			18,050.97		16,229.17		14,341.66			12,386.06		
<b>Projected Balance Year End</b>													
		554,260.91			485,692.55			417,124.19			348,555.83		





**GILLESPIE COUNTY, TEXAS**  
**Public Property Finance ... Contract 6774, October 24, 2014**  
**Sheriff Office ... Law Enforcement Radio System Upgrade**

**ACTUAL Payments**

ACTUAL Payments	FY2016			FY2017			FY2018			FY2019			Total Payment
	Total Payment	Principal	Interest	Total Payment	Principal	Interest	Total Payment	Principal	Interest	Total Payment	Principal	Interest	
Balance Year Start	<b>623,572.07</b>												
October	payment	5,714.03											
	principal/interest		4,141.76	1,572.27									
November	payment	5,714.03											
	principal/interest		4,154.01	1,560.02									
December	payment	5,714.03											
	principal/interest		4,166.29	1,547.74									
January	payment	5,714.03											
	principal/interest		4,178.61	1,535.42									
February	payment	5,714.03											
	principal/interest		4,190.96	1,523.07									
March	payment	5,714.03											
	principal/interest		4,203.35	1,510.68									
April	payment	5,714.03											
	principal/interest		4,215.78	1,498.25									
May	payment	<b>5,714.03</b>											
	principal/interest		<b>4,228.25</b>	<b>1,485.78</b>									
June	payment												
	principal/interest												
July	payment												
	principal/interest												
August	payment												
	principal/interest												
September	payment												
	principal/interest												
<b>Total Payments Current Period</b>													
	Total Payments	<b>45,712.24</b>											
	Principal	<b>33,479.01</b>											
	Interest	<b>12,233.23</b>											
<b>Balance Current Period</b>													
		<b>577,859.83</b>											

County of Gillespie  
 District Clerk Bond / Trust Recap  
 October 2015 - September 2016  
 Funds Managed by County Treasurer

Cause No	Cause Description	Initial Investment			Adjusted		Current Year Interest												Cause Description	Released Investments	Current Balances	Current Interest							
		Value	Face	TerPool	Prior Interest	TerPool	Oct-2015	Nov-2015	Dec-2015	Jan-2016	Feb-2016	Mar-2016	Apr-2016	May-2016	Jun-2016	Jul-2016	Aug-2016	Sep-2016											
2705	Sonstegard / Curtis	1,000.00	792.80	31.52	closed 05 2004transferred to District Clerk Act 117																						1,024.32	0.00	
4073	State v Montagnino	10,000.00	43.82	171.08	closed 04 2004																							10,214.90	0.00
4232	State v Chow	10,000.00		31.34	closed 05 2004transferred to District Clerk Act 117																							10,031.34	0.00
4233	State v Loui	10,000.00		25.50	closed 04 2004																							10,025.50	0.00
4261	State v Ducker	20,000.00		33.03	closed 05 2004transferred to District Clerk Act 117																							20,033.03	0.00
4262	State v Ducker	20,000.00		33.03	closed 05 2004transferred to District Clerk Act 117																							20,033.03	0.00
6978	Wheatcraft v Meier	500.00	236.07	159.05	0.07	0.08	0.14	0.20	0.20	0.21	0.25	0.25	0.25	0.26														890.58	1.46
7227	Munsell Meier v Robinson	1,000.00	390.71	254.33	closed 03 11 2006																							1,645.04	0.00
8623	Pails v Bird	500.00	77.66	124.83	0.06	0.00	0.11	0.16	0.16	0.20	0.20	0.20	0.21	0.21														703.65	1.16
8764	Pruitt V Danes	1,000.00	128.41	16.95	closed 02 2004																							1,145.36	0.00
8766	Danson (Investment)	500.00		24.86	closed 10 2005																							524.86	0.00
9411	Tin Star Ranch	500.00	5.37	32.90	closed 02 03 2006																							538.33	0.00
9461	Hearne & Phillips	100.00	1.07	21.82	0.01	0.01	0.02	0.03	0.03	0.03	0.03	0.04	0.04															123.09	0.20
9666	Haggard v Schroeder	500.00	1.19	108.23	0.05	0.06	0.10	0.14	0.15	0.17	0.17	0.18	0.18															610.44	1.02
9752	Staats v Tonn	1,000.00		17.85	closed 12 2003																							1,017.85	0.00
10010	Silver Deer v Senkbeil	100.00		20.59	0.01	0.01	0.02	0.03	0.03	0.03	0.03	0.04	0.04															120.79	0.20
10154	Ankem v Woods & Schmidt	1,000.00		55.01	closed 03 06 2006																							1,055.01	0.00
10370	Sledge v Jones	1,000.00		190.82	0.10	0.11	0.19	0.27	0.28	0.33	0.33	0.34	0.34															1,192.77	1.95
10373	Whitehead v Harrel	100.00		19.11	0.01	0.01	0.02	0.03	0.03	0.03	0.03	0.04	0.04															119.31	0.20
10412	Ballard v Keidel	1,000.00		4.31	closed 12 2004																							1,004.31	0.00
10522	Parker/Roscoe L	23,800.00		2,639.22	closed 07 12 2007																							29,439.22	0.00
10779	Hams v Fourton (dba Silver Deer)	1,000.00		152.11	0.09	0.10	0.18	0.26	0.26	0.32	0.32	0.33	0.33															1,153.99	1.88
10930	Fonder v Salinas	200.00		27.54	0.02	0.02	0.04	0.05	0.05	0.06	0.06	0.07	0.07															227.91	0.37
10970	City of Fbg v Penick	274,045.00		118.40	closed 09 21 2006																							274,163.40	0.00
11042	A J Wright v LCRA	250.00		1.06	closed 07 20 2006																							251.06	0.00
11228	Jenschke v Friedrich	1,000.00		15.72	closed 05 01 2007																							1,015.72	0.00
11259	Quest Oil v Wallen and B&B Oil	1,000.00		74.17	closed 03 24 2011																							1,074.17	0.00
11336	Cornerstone v Parker	1,000.00		52.90	0.09	0.10	0.17	0.24	0.24	0.25	0.29	0.29	0.30															1,054.63	1.73
11399	Irwin vs Irwin	303,022.74		3,310.61	closed 06 07 2011																							309,333.35	0.00
11703	Herb Venture v Varney	250.00		4.12	0.02	0.02	0.04	0.06	0.06	0.07	0.07	0.07	0.07															254.53	0.41
11812	Dolezal vs Dolezal	1,000.00		7.95	closed 10 2012																							1,007.95	0.00



County of Gillespie  
 District Clerk Bond / Trust Recap  
 October 2015 - September 2016  
 Funds Managed by County Treasurer

Cause No	Cause Description	Initial Investment Face Value	Prior Interest		Current Year Interest												Released Investments	Current Balances	Current Interest
			Adjusted Interest	TexPool Interest	Oct.2015	Nov.2015	Dec.2015	Jan.2016	Feb.2016	Mar.2016	Apr.2016	May.2016	Jun.2016	Jul.2016	Aug.2016	Sep.2016			
11877	Bredemus and J&B Cheese v Just	1,000.00		9.78	0.08	0.09	0.16	0.25	0.24	0.28	0.28	0.29						1,011.45	1.67
11897	Prause & Thompson v Bierschwale	100.00		0.92	0.01	0.01	0.02	0.02	0.02	0.03	0.03	0.03						101.09	0.17
11904	Rutherford v Rather & Kamp	100.00		0.92	0.01	0.01	0.02	0.02	0.02	0.03	0.03	0.03						101.09	0.17
11926A	Querner v Lester	1,000.00		1.86	0.08	0.09	0.16	0.25	0.24	0.28	0.28	0.29						1,003.53	1.67
12195	TexHilCo EmployeesC.U. vs Beckmann	100.00		0.05	closed 01.19.2010												100.05	0.00	0.00
12209	Fulton v Coleman	500.00		3.07	0.04	0.05	0.08	0.11	0.12	0.14	0.14	0.15					503.90	0.83	0.00
12228	IBT Int v Grammer	115,000.00		139.48	closed 06.2014												115,130.48	0.00	0.00
12369	Ferrell vs Hall, Executor Estate of Klein, Deceased	500.00		0.60	closed 12.27.2010												500.60	0.00	0.00
12603	Baby vs Doggett	400.00		0.35	closed 02.14.2012												400.35	0.00	0.00
12964	Cover v Chase Bank	100.00		0.12	0.01	0.01	0.02	0.02	0.02	0.03	0.03	0.03					100.29	0.17	0.00
13025	Balero v Federal Home Mortgage	250.00		0.50	0.02	0.02	0.04	0.06	0.06	0.07	0.07	0.07					250.91	0.41	0.00
13119	LCRA vs TRT Ranch	949,500.00		45.58	closed 09.10.2013												949,545.58	0.00	0.00
13120	LCRA vs Oehler	195,000.00		9.36	closed 06.10.2013												195,009.36	0.00	0.00
13121	LCRA vs Wairmund	177,000.00		8.49	closed 09.10.2013												177,008.49	0.00	0.00
13203	Collins, Estate of Smith v Bank of America	500.00		0.89	0.04	0.05	0.08	0.11	0.12	0.14	0.14	0.14					501.71	0.82	0.00
13291	Whitley, et al vs Live Springs, et al	500.00		0.66	0.04	0.05	0.08	0.11	0.12	0.14	0.14	0.14					501.48	0.62	0.00
13320	Bruce Kneese vs New York Life Insurance and Annuity Corp, et al	951.17		0.30	closed 03.05.2015												951.47	0.00	0.00
13343	Hampton vs Spornhauer	2,000.00		2.64	0.16	0.18	0.32	0.45	0.48	0.56	0.57	0.59					2,005.95	3.31	0.00
13640	Kerrville Professional Properties LTD ... vs Friendship Village Owner's Assn, Inc ...	500.00		0.32	0.04	0.05	0.08	0.11	0.12	0.14	0.14	0.14					501.14	0.82	0.00
13683	In the Matter of the Marriage of Roxanne L Pennington & Gerard M Pennington and in the interest of Sarah Pennington & Matthew Pennington, Children	500.00		0.32	0.04	0.05	0.08	0.11	0.12	0.14	0.14	0.14					501.14	0.82	0.00
13859	Berry vs Cardash	500,964.49		159.13	closed 2015.06.11												501,143.62	0.00	0.00
13859TRC	Berry vs Cardash ... TRO	5,000.00		2.69	0.42	0.49	0.76	1.14	1.20	1.40	1.41	1.45					5,010.96	8.27	0.00
10522(b)	Roscoe L Parker Guardianship	7,500.00		587.17	closed 07.12.2007												8,087.17	0.00	0.00
3870A	State v Farmer	4,000.00		67.71	closed 05.2004transferred to District Clerk Act 117												4,572.49	0.00	0.00
3870B	State v Farmer	1,000.00		19.89	closed 05.2004transferred to District Clerk Act 117												1,146.08	0.00	0.00
8766(A)	Dammron (trust)	26,278.61		92.83	closed 01.2005												26,371.44	0.00	0.00
<b>Totals</b>		<b>2,676,132.01</b>	<b>2,308.07</b>	<b>8,926.33</b>	<b>1.48</b>	<b>1.68</b>	<b>2.85</b>	<b>4.12</b>	<b>4.29</b>	<b>5.02</b>	<b>5.04</b>	<b>5.23</b>	<b>0.00</b>	<b>0.00</b>	<b>0.00</b>	<b>0.00</b>	<b>18,051.19</b>	<b>29.71</b>	<b>0.00</b>

**County of Gillespie**  
**County Clerk Holding Account Recap**  
 October 2015 - September 2016  
 Funds Managed by County Treasurer

Cause	Investment Face	Value	Prior Interest		Current Year Interest												Released Investment	Current Balances	Total Interest
			Adjusted	Interest	Oct-2015	Nov-2015	Dec-2015	Jan-2016	Feb-2016	Mar-2016	Apr-2016	May-2016	Jun-2016	Jul-2016	Aug-2016	Sep-2016			
Cause 9145 Doyle/Michael J Guardianship additional funds added July 2013 of \$682.40 to original face of \$119,517.83 or \$120,200.23 principal	120,200.23		344.18	9.91	10.95	19.11	27.37	28.84	33.55	33.50	34.85				0.00	120,742.49	198.08		
Cause 8132 Roscoe L Parker	7,500.00		97.71	04-2008 account closed ... case transferred to District Court												7,597.71	0.00		
Cause 8321 David Eugene Reynolds	100,000.00		11,872.07	closed 07/14/2008												111,872.07	0.00		
<b>Investment Totals</b>	<b>107,500.00</b>		<b>0.00</b>	<b>9.91</b>	<b>10.95</b>	<b>19.11</b>	<b>27.37</b>	<b>28.84</b>	<b>33.55</b>	<b>33.50</b>	<b>34.85</b>	<b>0.00</b>	<b>0.00</b>	<b>0.00</b>	<b>119,469.78</b>	<b>120,742.49</b>	<b>198.08</b>		



GILLESPIE COUNTY TEXAS

Investment Performance Summary  
Certificate of Deposits

Financial Institution	Oct	Nov	Dec	Jan	Feb	Mar	Apr	May	Jun	Jul	Aug	Sep	Year To Date
<b>FY2016</b>													
<b>Blanco National Bank</b>													
Certificate of Deposits ... held at face value													
Amount of Investment	2,400,000	2,400,000	2,400,000	2,400,000	2,400,000	2,400,000	2,400,000	2,400,000	2,400,000	2,400,000	2,400,000	2,400,000	2,400,000
Average Interest Rate	0.4500	0.4500	0.4500	0.4500	0.4500	0.4500	0.4500	0.4500	0.4500	0.4500	0.4500	0.4500	0.4500
Earned Interest	887.76	917.28	887.76	917.28	914.82	860.48	917.28	887.76					7,190.42
<b>Security State Bank &amp; Trust</b>													
Certificate of Deposits ... held at face value													
Amount of Investment	2,650,000	2,650,000	2,650,000	2,650,000	2,650,000	2,650,000	2,650,000	2,650,000	2,650,000	2,650,000	2,650,000	2,650,000	2,650,000
Average Interest Rate	0.3500	0.3500	0.3500	0.3500	0.3500	0.3500	0.3500	0.3500	0.3500	0.3500	0.3500	0.3500	0.3500
Earned Interest	762.36	787.76	762.36	787.76	787.76	736.92	787.76	762.36					6,175.04

Financial Institution	Oct	Nov	Dec	Jan	Feb	Mar	Apr	May	Jun	Jul	Aug	Sep	Year To Date
<b>FY2015</b>													
<b>Blanco National Bank</b>													
Certificate of Deposits ... held at face value													
Amount of Investment	2,400,000	2,400,000	2,400,000	2,400,000	2,400,000	2,400,000	2,400,000	2,400,000	2,400,000	2,400,000	2,400,000	2,400,000	2,400,000
Average Interest Rate	0.4500	0.4500	0.4500	0.4500	0.4500	0.4500	0.4500	0.4500	0.4500	0.4500	0.4500	0.4500	0.4500
Earned Interest	887.76	917.28	887.76	917.28	912.34	833.42	916.05	890.22	917.28	887.76	917.28	917.28	10,801.71
<b>Security State Bank &amp; Trust</b>													
Certificate of Deposits ... held at face value													
Amount of Investment	2,650,000	2,650,000	2,650,000	2,650,000	2,650,000	2,650,000	2,650,000	2,650,000	2,650,000	2,650,000	2,650,000	2,650,000	2,650,000
Average Interest Rate	0.3500	0.3500	0.3500	0.3500	0.3500	0.3500	0.3500	0.3500	0.3500	0.3500	0.3500	0.3500	0.3500
Earned Interest	762.36	787.63	762.36	787.63	786.80	712.48	787.76	762.36	787.76	762.36	787.76	787.76	9,275.02

Financial Institution	Oct	Nov	Dec	Jan	Feb	Mar	Apr	May	Jun	Jul	Aug	Sep	Year To Date
<b>FY2014</b>													
<b>Blanco National Bank</b>													
Certificate of Deposits ... held at face value													
Amount of Investment	2,400,000	2,400,000	2,400,000	2,400,000	2,400,000	2,400,000	2,400,000	2,400,000	2,400,000	2,400,000	2,400,000	2,400,000	2,400,000
Average Interest Rate	0.5333	0.5167	0.5042	0.4917	0.4875	0.4792	0.4583	0.4500	0.4500	0.4500	0.4500	0.4500	0.4767
Earned Interest	1,078.62	1,095.57	1,019.12	1,036.14	1,005.73	910.12	985.20	912.39	925.77	887.76	917.28	917.28	11,688.98
<b>Security State Bank &amp; Trust</b>													
Certificate of Deposits ... held at face value													
Amount of Investment	2,650,000	2,650,000	2,650,000	2,650,000	2,650,000	2,650,000	2,650,000	2,650,000	2,650,000	2,650,000	2,650,000	2,650,000	2,650,000
Average Interest Rate	0.3889	0.3889	0.3889	0.3833	0.3722	0.3687	0.3611	0.3556	0.3556	0.3500	0.3500	0.3500	0.3676
Earned Interest	871.27	874.78	846.61	874.78	852.59	764.27	834.46	792.22	808.99	782.91	787.76	787.76	9,878.40

Financial Institution	Oct	Nov	Dec	Jan	Feb	Mar	Apr	May	Jun	Jul	Aug	Sep	Year To Date
<b>FY2013</b>													
<b>Blanco National Bank</b>													
Certificate of Deposits ... held at face value													
Amount of Investment	2,400,000	2,400,000	2,400,000	2,400,000	2,400,000	2,400,000	2,400,000	2,400,000	2,400,000	2,400,000	2,400,000	2,400,000	2,400,000
Average Interest Rate	0.6500	0.6458	0.6375	0.6250	0.6208	0.6125	0.6125	0.5933	0.5708	0.5583	0.5500	0.5471	0.6011
Earned Interest	1,282.08	1,324.80	1,273.86	1,299.33	1,267.84	1,148.97	1,248.39	1,167.00	1,188.96	1,125.91	1,146.51	1,129.53	14,603.18
<b>Security State Bank &amp; Trust</b>													
Certificate of Deposits ... held at face value													
Amount of Investment	2,650,000	2,650,000	2,650,000	2,650,000	2,650,000	2,650,000	2,650,000	2,650,000	2,650,000	2,650,000	2,650,000	2,650,000	2,650,000
Average Interest Rate	0.4778	0.4778	0.4778	0.4667	0.4444	0.4333	0.4333	0.4111	0.4111	0.4000	0.4000	0.4000	0.4361
Earned Interest	1,089.06	1,074.40	1,039.75	1,074.40	1,030.84	917.83	993.69	920.58	942.72	912.36	900.25	900.25	11,796.13



GILLESPIE COUNTY TEXAS

Investment Performance Summary  
Certificate of Deposits

Financial Institution	FY2012												Year To Date		
	Oct	Nov	Dec	Jan	Feb	Mar	Apr	May	Jun	Jul	Aug	Sep			
<b>Blanco National Bank</b>													<b>Blanco National Bank</b>		
Certificate of Deposits ... held at face value													Certificate of Deposits ... held at face value		
Amount of Investment	2,400,000	2,400,000	2,400,000	2,400,000	2,400,000	2,400,000	2,400,000	2,400,000	2,400,000	2,400,000	2,400,000	2,400,000	2,400,000	2,400,000	Average Investment
Average Interest Rate	0.8458	0.8083	0.7833	0.7458	0.7333	0.7167	0.6750	0.6583	0.6500	0.6500	0.6500	0.6500	0.6500	0.7139	Average Interest Rate
Earned Interest	1,693.08	1,724.02	1,598.55	1,596.62	1,516.62	1,401.92	1,460.72	1,331.40	1,341.79	1,282.08	1,324.80	1,324.80	1,324.80	17,596.40	Earned Interest
<b>Security State Bank &amp; Trust</b>													<b>Security State Bank &amp; Trust</b>		
Certificate of Deposits ... held at face value													Certificate of Deposits ... held at face value		
Amount of Investment	2,650,000	2,650,000	2,650,000	2,650,000	2,650,000	2,650,000	2,650,000	2,650,000	2,650,000	2,650,000	2,650,000	2,650,000	2,650,000	2,650,000	Average Investment
Average Interest Rate	0.7222	0.7222	0.7222	0.6889	0.6222	0.5889	0.5556	0.5222	0.5222	0.5000	0.5000	0.5000	0.5000	0.5972	Average Interest Rate
Earned Interest	1,800.00	1,605.23	1,553.43	1,605.23	1,477.83	1,334.81	1,363.18	1,195.90	1,210.30	1,171.25	1,125.37	1,125.37	1,125.37	16,567.90	Earned Interest

Financial Institution	FY2011												Year To Date		
	Oct	Nov	Dec	Jan	Feb	Mar	Apr	May	Jun	Jul	Aug	Sep			
<b>Blanco National Bank</b>													<b>Blanco National Bank</b>		
Certificate of Deposits ... held at face value													Certificate of Deposits ... held at face value		
Amount of Investment	2,400,000	2,400,000	2,400,000	2,400,000	2,400,000	2,400,000	2,400,000	2,400,000	2,400,000	2,400,000	2,400,000	2,400,000	2,400,000	2,400,000	Average Investment
Average Interest Rate	1.4625	1.3292	1.2542	1.1938	1.1771	1.1354	1.0313	0.9896	0.9396	0.9104	0.8813	0.8583	0.8583	1.0969	Average Interest Rate
Earned Interest	2,979.48	2,981.13	2,621.94	2,556.45	2,422.88	2,185.34	2,312.03	2,034.21	2,017.07	1,853.37	1,855.68	1,796.22	1,796.22	27,615.80	Earned Interest
<b>Security State Bank &amp; Trust</b>													<b>Security State Bank &amp; Trust</b>		
Certificate of Deposits ... held at face value													Certificate of Deposits ... held at face value		
Amount of Investment	2,650,000	2,650,000	2,650,000	2,650,000	2,650,000	2,650,000	2,650,000	2,650,000	2,650,000	2,650,000	2,650,000	2,650,000	2,650,000	2,650,000	Average Investment
Average Interest Rate	1.1333	1.1333	1.1333	1.1000	1.0222	0.9833	0.9333	0.8833	0.8833	0.8333	0.8333	0.8333	0.8333	0.9754	Average Interest Rate
Earned Interest	2,447.26	2,541.58	2,459.59	2,541.58	2,411.45	2,129.59	2,280.43	2,021.92	2,051.12	1,984.93	1,860.02	1,860.02	1,860.02	26,589.49	Earned Interest

Financial Institution	FY2010												Year To Date		
	Oct	Nov	Dec	Jan	Feb	Mar	Apr	May	Jun	Jul	Aug	Sep			
<b>Blanco National Bank</b>													<b>Blanco National Bank</b>		
Certificate of Deposits ... held at face value													Certificate of Deposits ... held at face value		
Amount of Investment	2,200,000	2,200,000	2,200,000	2,200,000	2,200,000	2,200,000	2,400,000	2,400,000	2,400,000	2,400,000	2,400,000	2,400,000	2,400,000	2,300,000	Average Investment
Average Interest Rate	2.5886	2.4409	2.3500	2.1795	2.1227	2.0091	1.8083	1.7250	1.6208	1.5792	1.5479	1.5104	1.5104	1.9569	Average Interest Rate
Earned Interest	4,775.37	4,836.85	4,413.71	4,390.95	4,057.67	3,597.30	3,753.99	3,567.14	3,516.20	3,197.28	3,218.95	3,155.25	3,155.25	46,480.66	Earned Interest
<b>Security State Bank &amp; Trust</b>													<b>Security State Bank &amp; Trust</b>		
Certificate of Deposits ... held at face value													Certificate of Deposits ... held at face value		
Amount of Investment	400,000	400,000	400,000	400,000	400,000	650,000	2,650,000	2,650,000	2,650,000	2,650,000	2,650,000	2,650,000	2,650,000	1,545,833	Average Investment
Average Interest Rate	1.5750	1.5750	1.5750	1.5750	1.2750	1.2500	1.1333	1.0833	1.0833	1.1389	1.1389	1.1389	1.1389	1.2951	Average Interest Rate
Earned Interest	673.99	535.06	517.82	535.06	532.05	394.25	677.32	2,441.10	2,193.21	2,202.74	2,528.62	2,528.62	2,528.62	15,760.25	Earned Interest

Financial Institution	FY2009												Year To Date		
	Oct	Nov	Dec	Jan	Feb	Mar	Apr	May	Jun	Jul	Aug	Sep			
<b>Blanco National Bank</b>													<b>Blanco National Bank</b>		
Certificate of Deposits ... held at face value													Certificate of Deposits ... held at face value		
Amount of Investment	1,700,000	1,700,000	1,700,000	1,700,000	1,700,000	1,700,000	2,200,000	2,200,000	2,200,000	2,200,000	2,200,000	2,200,000	2,200,000	1,950,000	Average Investment
Average Interest Rate	4.0412	3.6618	3.5353	3.2294	3.1500	3.0147	2.8682	2.7864	2.7864	2.7455	2.6932	2.6409	2.6409	3.0961	Average Interest Rate
Earned Interest	5,810.95	5,834.80	5,116.43	5,104.40	4,634.27	4,136.41	4,352.75	5,385.78	5,206.30	5,038.38	5,129.86	5,032.19	5,032.19	60,782.52	Earned Interest
<b>Security State Bank &amp; Trust</b>													<b>Security State Bank &amp; Trust</b>		
Certificate of Deposits ... held at face value													Certificate of Deposits ... held at face value		
Amount of Investment	900,000	900,000	900,000	900,000	900,000	900,000	400,000	400,000	400,000	400,000	400,000	400,000	400,000	650,000	Average Investment
Average Interest Rate	3.0300	3.0300	3.0300	3.0300	2.4300	2.4300	2.2875	2.0500	2.0500	2.0500	2.0500	2.0500	2.0500	2.4598	Average Interest Rate
Earned Interest	1,984.94	2,305.90	2,231.52	2,305.90	2,297.68	1,860.84	2,051.10	752.07	696.44	673.99	696.44	696.44	696.44	18,553.26	Earned Interest



GILLESPIE COUNTY TEXAS

Investment Performance Summary  
Certificate of Deposits

Financial Institution	FY2008												Year To Date		
	Oct	Nov	Dec	Jan	Feb	Mar	Apr	May	Jun	Jul	Aug	Sep			
<b>Blanco National Bank</b>													<b>Blanco National Bank</b>		
Certificate of Deposits ... held at face value													Certificate of Deposits ... held at face value		
Amount of Investment	1,600,000	1,600,000	1,600,000	1,600,000	1,600,000	1,700,000	1,700,000	1,700,000	1,700,000	1,700,000	1,700,000	1,700,000	1,700,000	1,658,333	Average Investment
Average Interest Rate	5.5531	5.4875	5.4656	5.2313	5.1219	4.9382	4.8206	4.5559	4.5559	4.4235	4.2912	4.1588	4.1588	4.8836	Average Interest Rate
Earned Interest	7,331.57	7,546.16	7,216.49	7,427.24	7,085.44	6,534.39	7,129.97	6,735.65	6,577.93	6,365.77	6,386.84	6,195.75	6,195.75	82,533.20	Earned Interest
<b>Security State Bank &amp; Trust</b>													<b>Security State Bank &amp; Trust</b>		
Certificate of Deposits ... held at face value													Certificate of Deposits ... held at face value		
Amount of Investment	300,000	300,000	800,000	800,000	800,000	300,000	800,000	800,000	800,000	800,000	800,000	800,000	800,000	675,000	Average Investment
Average Interest Rate	5.4483	5.4483	5.0863	4.6288	3.4463	3.9283	3.6963	3.0375	3.0375	3.0375	3.0375	3.0375	3.0375	3.9058	Average Interest Rate
Earned Interest	1,343.43	1,388.20	1,343.43	3,288.46	3,050.05	2,293.02	1,000.92	2,201.52	2,051.10	1,984.94	2,051.10	2,051.10	2,051.10	24,047.27	Earned Interest

Financial Institution	FY2007												Year To Date		
	Oct	Nov	Dec	Jan	Feb	Mar	Apr	May	Jun	Jul	Aug	Sep			
<b>Blanco National Bank</b>													<b>Blanco National Bank</b>		
Certificate of Deposits ... held at face value													Certificate of Deposits ... held at face value		
Amount of Investment	1,300,000	1,400,000	1,400,000	1,600,000	1,600,000	1,600,000	1,600,000	1,600,000	1,600,000	1,600,000	1,600,000	1,600,000	1,600,000	1,541,667	Average Investment
Average Interest Rate	5.1615	5.3143	5.3679	5.4563	5.5000	5.5313	5.5563	5.5655	5.5875	5.5875	5.5813	5.5750	5.5750	5.4820	Average Interest Rate
Earned Interest	5,404.13	5,698.91	6,115.12	6,382.63	7,352.09	6,813.15	7,516.46	7,306.91	7,592.89	7,348.01	7,592.89	7,584.39	7,584.39	82,707.58	Earned Interest
<b>Security State Bank &amp; Trust</b>													<b>Security State Bank &amp; Trust</b>		
Certificate of Deposits ... held at face value													Certificate of Deposits ... held at face value		
Amount of Investment	200,000	200,000	200,000	200,000	300,000	300,000	300,000	300,000	300,000	300,000	300,000	300,000	300,000	266,667	Average Investment
Average Interest Rate	5.0950	5.0950	5.0950	5.0950	5.4167	5.4167	5.4167	5.4483	5.4483	5.4483	5.4483	5.4483	5.4483	5.3226	Average Interest Rate
Earned Interest	837.54	865.46	837.54	865.46	865.46	1,246.58	1,380.15	1,335.62	1,388.20	1,343.43	1,388.20	1,388.20	1,388.20	13,741.84	Earned Interest

Financial Institution	FY2006												Year To Date		
	Oct	Nov	Dec	Jan	Feb	Mar	Apr	May	Jun	Jul	Aug	Sep			
<b>Blanco National Bank</b>													<b>Blanco National Bank</b>		
Certificate of Deposits ... held at face value													Certificate of Deposits ... held at face value		
Amount of Investment	1,200,000	1,200,000	1,200,000	1,200,000	1,200,000	1,200,000	1,300,000	1,300,000	1,300,000	1,300,000	1,300,000	1,300,000	1,300,000	1,250,000	Average Investment
Average Interest Rate	3.0933	3.2767	3.6058	4.0142	4.1808	4.3290	4.3885	4.6731	4.6731	4.8080	4.9385	5.0680	5.0680	4.2541	Average Interest Rate
Earned Interest	3,050.96	3,339.50	3,556.44	3,883.06	4,091.15	3,848.66	4,412.19	4,689.04	4,726.43	4,993.12	5,308.21	5,455.61	5,455.61	51,354.37	Earned Interest
<b>Security State Bank &amp; Trust</b>													<b>Security State Bank &amp; Trust</b>		
Certificate of Deposits ... held at face value													Certificate of Deposits ... held at face value		
Amount of Investment	100,000	100,000	100,000	100,000	100,000	100,000	100,000	200,000	200,000	200,000	200,000	200,000	200,000	141,667	Average Investment
Average Interest Rate	3.0000	3.0000	3.0000	3.0000	5.0000	5.0000	5.0000	5.0950	5.0950	5.0950	5.0950	5.0950	5.0950	4.3729	Average Interest Rate
Earned Interest	246.58	254.80	246.58	254.80	254.80	383.56	424.66	410.96	865.46	837.54	865.46	865.46	865.46	5,910.66	Earned Interest

Financial Institution	FY2005												Year To Date		
	Oct	Nov	Dec	Jan	Feb	Mar	Apr	May	Jun	Jul	Aug	Sep			
<b>Blanco National Bank</b>													<b>Blanco National Bank</b>		
Certificate of Deposits ... held at face value													Certificate of Deposits ... held at face value		
Amount of Investment	1,200,000	1,200,000	1,200,000	1,200,000	1,200,000	1,200,000	1,200,000	1,200,000	1,200,000	1,200,000	1,200,000	1,200,000	1,200,000	1,200,000	Average Investment
Average Interest Rate	1.8470	1.8600	1.8808	1.8808	2.0558	2.1558	2.2742	2.2742	2.5408	2.6575	2.8017	2.9267	2.9267	2.2629	Average Interest Rate
Earned Interest	1,814.02	1,895.70	1,855.10	1,916.93	2,095.26	1,984.55	2,288.18	2,243.02	2,583.80	2,626.85	2,855.39	2,985.79	2,985.79	25,049.33	Earned Interest
<b>Security State Bank &amp; Trust</b>													<b>Security State Bank &amp; Trust</b>		
Certificate of Deposits ... held at face value													Certificate of Deposits ... held at face value		
Amount of Investment					100,000	100,000	100,000	100,000	100,000	100,000	100,000	100,000	100,000	100,000	Average Investment
Average Interest Rate					3.0000	3.0000	3.0000	3.0000	3.0000	3.0000	3.0000	3.0000	3.0000	3.0000	Average Interest Rate
Earned Interest					0.00	230.14	230.14	246.58	254.80	246.58	254.80	254.80	254.80	1,717.84	Earned Interest

GILLESPIE COUNTY, TEXAS

Portfolio Asset Summary vs. Security Holdings  
 As of May 31, 2016

For Funds Held by the County Treasurer and All Fee Offices

Financial Institution Account / Investment Type	Cash Balances as of May 31, 2016		Financial Institution Pledge / Security Holdings
<b>Security State Bank &amp; Trust County Depository</b>	<b>Account Balances</b>		<b>Pledge / Security Holdings</b>
<b>County Treasurer Managed Accounts</b>			
Checking Accounts			
General Checking ... multi-fund account	(3.08)		
COB Series 2001, GOREfunding 2010 Interest & Sinking	65,035.15		
County Attorney Hot Check Fund	11,619.13		
Appellate Judicial	319.88		
Justice of Peace No 1	61,888.04		
Justice of Peace No 2	18,117.45		
County Clerk Operating	36,268.73		
District Clerk Operating	74,893.84		
GOB Series 2013 ... Jail Project	1.00		
GOB Series 2013 ... Interest & Sinking	<u>569,108.11</u>	<u>837,248.25</u>	
Sweep Account			
General Sweep Account ... multi-fund account	11,266,406.41		
GOB Series 2013 Sweep Account ... Jail Project	<u>40,483.32</u>	<u>11,306,889.73</u>	
<b>County Treasurer Managed Investments</b>			
Certificates of Deposit .. General Fund (10.)			
0.35% per annum, paid monthly .. maturity 02.11.2017	100,000.00		
0.35% per annum, paid monthly .. maturity 05.02.2017	100,000.00		
0.35% per annum, paid monthly .. maturity 02.28.2017	100,000.00		
0.35% per annum, paid monthly .. maturity 10.29.2016	100,000.00		
0.35% per annum, paid monthly .. maturity 03.04.2017	250,000.00		
0.35% per annum, paid monthly .. maturity 04.01.2017	500,000.00		
0.35% per annum, paid monthly .. maturity 07.01.2016	500,000.00		
0.35% per annum, paid monthly .. maturity 10.01.2016	500,000.00		
0.35% per annum, paid monthly .. maturity 01.01.2017	<u>500,000.00</u>	<u>2,650,000.00</u>	



GILLESPIE COUNTY, TEXAS

Portfolio Asset Summary vs. Security Holdings  
As of May 31, 2016

For Funds Held by the County Treasurer and All Fee Offices

Financial Institution Account / Investment Type	Cash Balances as of May 31, 2016	Financial Institution Pledge / Security Holdings
Security State Bank & Trust County Depository	Account Balances	Pledge / Security Holdings
<b>Tax Assessor-Collector Managed Accounts</b>		
Checking Accounts		
TA-C Operating Account	59,888.07	
TxF&WL	5,120.81	
MVD	171,221.10	
MVD Sales Tax	44,963.60	
City of Fredericksburg Ad Valorem	88.95	
MVD Title	1,903.38	
Road & Bridge Fee	11,716.02	
Fredericksburg ISD Ad Valorem	7,590.13	
Escrow (Ad Valorem Property)	33.84	
VIT (Vehicle Inventory Tax) Escrow	1,570.70	
Harper ISD Ad Valorem	15.73	
Gillespie County WCID Ad Valorem	0.05	
Doss CCSD Ad Valorem	0.00	
Stonewall WCID Ad Valorem	0.00	
Hill Country Underground WCD Ad Valorem	0.00	
Gillespie County Ad Valorem	104.93	304,217.31
<b>County Clerk Managed Account</b>		
Checking Account		
County Clerk Escrow	22,922.48	22,922.48
<b>Sheriff Managed Account</b>		
Checking Account		
Sheriff Bail Bond Account	66,400.00	
Sheriff Inmate	18,496.77	
Sheriff Commissary	5,321.06	90,217.83
<b>District Clerk Managed Account</b>		
Checking Account		
District Clerk Trust	60,194.99	60,194.99
		15,271,690.59
		19,260,885.56

17,868,205.23	SSB&T Pledged Securities, par value / current face
18,296,005.10	SSB&T Pledged Securities, book value
18,760,886.56	SSB&T Pledged Securities, fair market value
250,000.00	FDIC Coverage / Demand Deposits @ SSB&T
250,000.00	FDIC Coverage / Time Deposits @ SSB&T

GILLESPIE COUNTY, TEXAS

Portfolio Asset Summary vs. Security Holdings  
As of May 31, 2016

For Funds Held by the County Treasurer and All Fee Offices

Financial Institution Account / Investment Type	Cash Balances as of May 31, 2016	Financial Institution Pledge / Security Holdings
<b>TexPool Investment Service for Public Funds</b>		
<b>County Treasurer Managed Investments</b>		
Investment Pool Accounts		Pledge / Security Holdings
General ... multi-fund account	3,490,619.45	
Interest & Sinking - COB Series 2001/GOB Series 2010	711.46	
District Clerk Holding	18,051.19	
County Clerk Holding	120,742.49	
GOB Series 2013 ... Jail Project	0.00	
	<b>3,630,124.59</b>	<b>3,630,124.59</b>
		Net Asset Value ... TexPool seeks to maintain a net asset value of \$1.00 (+/- 0.005 allowable) and is designed to be used for investments of funds which may be needed at any time.
		May 31, 2016, net asset value 1.00006

Financial Institution Account / Investment Type	Cash Balances as of May 31, 2016	Financial Institution Pledge / Security Holdings
<b>Texas Class Investment Service for Public Funds</b>		
<b>County Treasurer Managed Investments</b>		
Investment Pool Account		Pledge / Security Holdings
GOB Series 2013 ... Jail Project	333,830.18	
	<b>333,830.18</b>	<b>333,830.18</b>
		Net Asset Value ... Texas Class seeks to maintain a net asset value of \$1.00 (+/- 0.005 allowable) and is designed to be used for investments of funds which may be needed at any time.
		May 31, 2016, net asset value 1.00



GILLESPIE COUNTY, TEXAS

Portfolio Asset Summary vs. Security Holdings  
As of May 31, 2016

For Funds Held by the County Treasurer and All Fee Offices

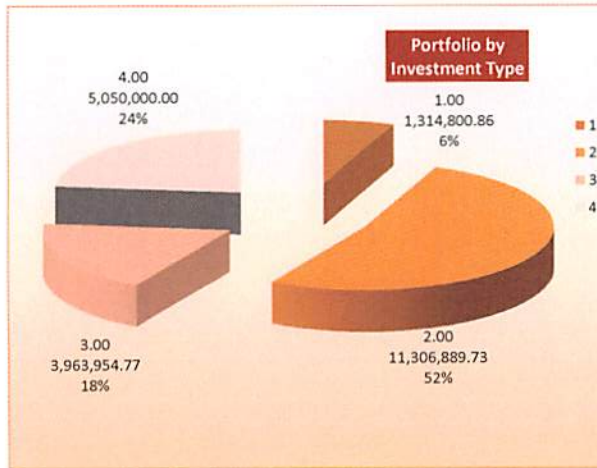
Financial Institution Account / Investment Type	Cash Balances as of May 31, 2016	Financial Institution Pledge / Security Holdings
Blanco National Bank	Account Balances	Pledge / Security Holdings
<b>County Treasurer Managed Investments</b>		
Certificates of Deposit .. General Fund (10.)		
0.45% per annum, paid monthly .. maturity 11.07.2016	100,000.00	
0.45% per annum, paid monthly .. maturity 02.11.2017	100,000.00	
0.45% per annum, paid monthly .. maturity 01.02.2017	100,000.00	
0.45% per annum, paid monthly .. maturity 07.19.2016	100,000.00	
0.45% per annum, paid monthly .. maturity 03.07.2017	100,000.00	
0.45% per annum, paid monthly .. maturity 09.07.2016	100,000.00	
0.45% per annum, paid monthly .. maturity 10.07.2016	100,000.00	
0.45% per annum, paid monthly .. maturity 05.28.2017	100,000.00	
0.45% per annum, paid monthly .. maturity 05.28.2017	100,000.00	
0.45% per annum, paid monthly .. maturity 08.02.2016	100,000.00	
0.45% per annum, paid monthly .. maturity 11.02.2016	100,000.00	
0.45% per annum, paid monthly .. maturity 12.02.2016	100,000.00	
0.45% per annum, paid monthly .. maturity 04.18.2017	100,000.00	
0.45% per annum, paid monthly .. maturity 11.22.2016	100,000.00	
0.45% per annum, paid monthly .. maturity 01.30.2017	100,000.00	
0.45% per annum, paid monthly .. maturity 01.30.2017	100,000.00	
0.45% per annum, paid monthly .. maturity 03.05.2017	100,000.00	
0.45% per annum, paid monthly .. maturity 04.01.2017	100,000.00	
0.45% per annum, paid monthly .. maturity 12.01.2016	100,000.00	
0.45% per annum, paid monthly .. maturity 04.01.2017	100,000.00	
0.45% per annum, paid monthly .. maturity 04.01.2017	100,000.00	
0.45% per annum, paid monthly .. maturity 04.15.2017	100,000.00	
0.45% per annum, paid monthly .. maturity 06.01.2016	100,000.00	
0.45% per annum, paid monthly .. maturity 05.15.2016	100,000.00	
	2,400,000.00	2,400,000.00
	2,400,000.00	2,672,616.39
		2,199,257.92 BNB Pledged Securities, par value
		2,287,352.95 BNB Pledged Securities, book value
		2,422,616.39 BNB Pledged Securities, fair market value
		250,000.00 FDIC Coverage @ BNB

GILLESPIE COUNTY, TEXAS

Portfolio Asset Summary vs. Security Holdings  
As of May 31, 2016

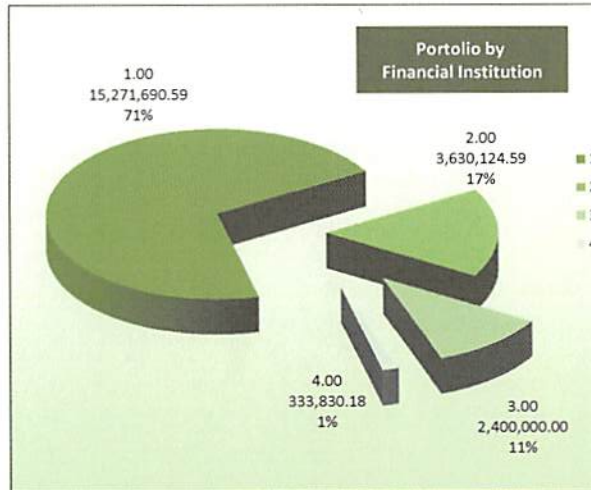
For Funds Held by the County Treasurer and All Fee Offices

Financial Institution Account / Investment Type	Cash Balances as of May 31, 2016	Financial Institution Pledge / Security Holdings
<b>Total Assets</b>	<b>As Of May 31, 2016 21,635,645.36</b>	<b>Total Securities</b>
	<b>As Of May 31, 2016 25,897,457.72</b>	



**Portfolio by Investment Type**  
As of May 31, 2016

1	1,314,800.86	Checking Accounts
2	11,306,889.73	Sweep Accounts
3	3,963,954.77	Investment Pools
4	5,050,000.00	Certificates of Deposit
	<u>21,635,645.36</u>	Total



**Portfolio by Financial Institution**  
As of May 31, 2016

1	15,271,690.59	Security State Bank & Trust
2	3,630,124.59	TexPool
3	2,400,000.00	Blanco National Bank
4	<u>333,830.18</u>	Texas Class
	<u>21,635,645.36</u>	Total



GILLESPIE COUNTY, TEXAS

Portfolio Asset Summary vs. Security Holdings  
As of May 31, 2016

For Funds Held by the County Treasurer and All Fee Offices

Financial Institution Account / Investment Type	Cash Balances as of May 31, 2016	Financial Institution Pledge / Security Holdings
<p><b>Deposit and Investment Risk Disclosure</b></p> <p><b>General Statement</b> ... The County continues to take a conservative approach to investment of county funds. Investment strategies are built on cash flow versus fund name. County funds are predominantly invested in TexPool ... an investment service for public funds ... and certificate of deposits. Depository interest-bearing checking accounts are used more as clearing accounts than a type of investment.</p> <p>The General Checking Account (multi-fund account) ... interest-bearing, with a one dollar (\$1.00) threshold ... is attached to a sweep account with a \$25,000.00 required minimum balance. This holds the same for the GOB Series 2013 Account ... it is interest-bearing, with a one dollar (\$1.00) threshold ... and is attached to a sweep account with a \$25,000.00 required minimum balance.</p> <p><b>Custodial Risk</b> ... All deposits/investments with any banking institution are collateralized over 100%, all collateral (exclusive FDIC coverage) is placed with a third party that is not a depository of the County, and collateral is pledged to Gillespie County.</p> <p><b>Interest Rate Risk</b> ... The County does not have a formal investment policy that limits investment maturities as a means of managing its exposure to fair value losses arising from changing interest rates.</p> <p>At May 31, 2016, the County had no investments other than those in an investment pool that would be effected.</p> <p>Certificates of Deposit are normally held at one year maturities and maturity dates are staggered.</p> <p>Occasionally CD's are originally invested for periods of less or over a year to optimize a staggered portfolio.</p> <p>CD's are held at face values with interests paid to the County monthly.</p> <p><b>Credit Risk .. At May 31, 2016, the County has no investments</b> in commercial paper, corporate bonds, mutual funds.</p> <p>At May 31, 2016, TexPool was rated AAAM by Standard &amp; Poor's.</p> <p>At May 31, 2016, Texas Class was rated AAAM by Standard &amp; Poor's.</p> <p><b>Concentration of Credit Risk</b> ... The County does not place any limit on the amount the County may invest with any type of investment or issuer. However, considering the current economy the County has kept lower cocentrations in any one issuer.</p> <p>At May 31, 2016, the County had its assets/investments invested by investment type</p> <ul style="list-style-type: none"> <li>18.3214 % in investment pools</li> <li>23.3411 % in certificate of deposit(s)</li> <li>6.0770 % in checking, money market, passbook accounts</li> <li>52.2605 % in sweep accounts</li> </ul> <p>At May 31, 2016, the County had its assets/investments invested by issuer</p> <ul style="list-style-type: none"> <li>16.7784 % in TexPool</li> <li>70.5858 % in Security State Bank &amp; Trust</li> <li>11.0928 % in Blanco National Bank</li> <li>1.5430 % in Texas Class</li> </ul>		


# GILLESPIE COUNTY, TEXAS

## Portfolio Asset Summary By Investment Type

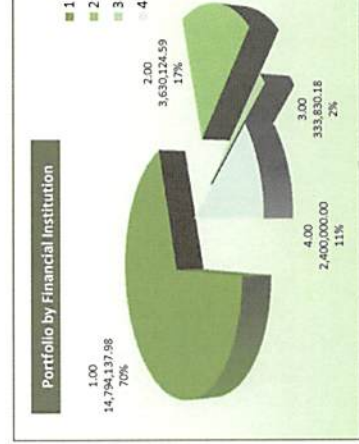
As of May 31 2016

Of Funds Managed By County Treasurer Office

Security State Bank & Trust County Depository	Financial Institution Account / Investment Type	Cash Balances As Of May 31 2016
<b>Checking Accounts</b>		
General ... multi-fund account	(3.08)	
COB 2001, GOB Series 2010 Interest & Sinking	65,035.15	
County Attorney Hot Check Fund	11,619.13	
Appellate Judicial	319.88	
Justice of Peace No 1	61,888.04	
Justice of Peace No 2	18,117.45	
County Clerk Operating	36,268.73	
District Clerk Operating	74,893.84	
GOB Series 2013 ... Jail Project	1.00	
GOB Series 2013 ... Interest & Sinking	569,108.11	837,248.25
<b>Sweep Accounts</b>		
General Sweep Account ... multi-fund account	11,266,406.41	
GOB Series 2013 Sweep Account ... Jail Project	40,483.32	11,306,889.73
<b>Certificate of Deposit ... General Fund (10.)</b>		
0.35% per annum, paid monthly .. maturity 02.11.2017	100,000.00	
0.35% per annum, paid monthly .. maturity 05.02.2017	100,000.00	
0.35% per annum, paid monthly .. maturity 02.28.2017	100,000.00	
0.35% per annum, paid monthly .. maturity 10.29.2016	100,000.00	
0.35% per annum, paid monthly .. maturity 03.04.2017	250,000.00	
0.35% per annum, paid monthly .. maturity 04.01.2017	500,000.00	
0.35% per annum, paid monthly .. maturity 07.01.2016	500,000.00	
0.35% per annum, paid monthly .. maturity 10.01.2016	500,000.00	
0.35% per annum, paid monthly .. maturity 01.01.2017	500,000.00	2,650,000.00
		<b>14,794,137.98</b>
<b>TexPool Investment Service for Public Funds</b>		
<b>Investment Pool</b>		
General ... multi-fund account	3,490,619.45	
Interest & Sinking	711.46	
District Clerk Holding In Trust	18,051.19	
County Clerk Holding In Trust	120,742.49	
GOB Series 2013 ... Jail Project	0.00	3,630,124.59



Investment Type	Value
1	837,248.25
2	5,050,000.00
3	3,963,954.77
4	11,306,889.73
<b>Total</b>	<b>21,158,092.75</b>



Financial Institution	Value
1	14,794,137.98
2	3,630,124.59
3	333,830.18
4	2,400,000.00
<b>Total</b>	<b>21,158,092.75</b>



**GILLESPIE COUNTY, TEXAS**  
**Portfolio Asset Summary By Investment Type**  
**As of May 31 2016**  
**Of Funds Managed By County Treasurer Office**

Financial Institution Account / Investment Type	Cash Balances As Of May 31 2016
<b>Texas Class</b>	
<b>Investment Service for Public Funds</b>	
Investment Pool	
GOB Series 2013 ... Jail Project	333,830.18
	<u>333,830.18</u>
<b>Bianco National Bank</b>	
Certificate of Deposit .. General Fund (10.)	
0.45% per annum, paid monthly .. maturity 11.07.2016	100,000.00
0.45% per annum, paid monthly .. maturity 02.11.2017	100,000.00
0.45% per annum, paid monthly .. maturity 01.02.2017	100,000.00
0.45% per annum, paid monthly .. maturity 07.19.2016	100,000.00
0.45% per annum, paid monthly .. maturity 03.07.2017	100,000.00
0.45% per annum, paid monthly .. maturity 09.07.2016	100,000.00
0.45% per annum, paid monthly .. maturity 10.07.2016	100,000.00
0.45% per annum, paid monthly .. maturity 05.28.2017	100,000.00
0.45% per annum, paid monthly .. maturity 08.02.2016	100,000.00
0.45% per annum, paid monthly .. maturity 11.02.2016	100,000.00
0.45% per annum, paid monthly .. maturity 12.02.2016	100,000.00
0.45% per annum, paid monthly .. maturity 04.18.2017	100,000.00
0.45% per annum, paid monthly .. maturity 11.22.2016	100,000.00
0.45% per annum, paid monthly .. maturity 01.30.2017	100,000.00
0.45% per annum, paid monthly .. maturity 01.30.2017	100,000.00
0.45% per annum, paid monthly .. maturity 03.05.2017	100,000.00
0.45% per annum, paid monthly .. maturity 04.01.2017	100,000.00
0.45% per annum, paid monthly .. maturity 12.01.2016	100,000.00
0.45% per annum, paid monthly .. maturity 04.01.2017	100,000.00
0.45% per annum, paid monthly .. maturity 04.01.2017	100,000.00
0.45% per annum, paid monthly .. maturity 04.15.2017	100,000.00
0.45% per annum, paid monthly .. maturity 06.01.2016	100,000.00
0.45% per annum, paid monthly .. maturity 06.15.2016	100,000.00
	<u>2,400,000.00</u>
<b>Total</b>	<b>21,158,092.75</b>

**FY2015-2016  
Gillespie County, Texas  
County Treasurer Monthly Financial Statement  
All Funds Managed by County Treasurer**



**For Period Ended May 31, 2016**

**Laura Lundquist, CCT, CIO  
Gillespie County Treasurer**

Maintenance & Operating, COB & GOB Operating, COB & GOB I&S, Special Revenue, Special Revenue..Grants, Trust and Agency							
Month	04.30.2016				FY2016	FY2015	05.31.2016
To Date	Cash Balance	Receipts	Disbursements	Allocations	Adjustments	Adjustments	Cash Balance
Maintenance & Operating (M&O)	17,636,692.61	644,344.27	1,076,618.41				17,204,418.47
COB & GOB Operating	375,216.82	185.68	1,088.00				374,314.50
COB & GOB I&S	624,819.04	10,035.68					634,854.72
Special Revenue	2,113,406.87	64,881.21	13,073.99				2,165,214.09
Special Revenue ... Grants	484.97						484.97
Trust and Agency	561,309.73	120,966.81	91,965.18				590,311.36
<b>Totals</b>	<b>21,311,930.04</b>	<b>840,413.65</b>	<b>1,182,745.58</b>	<b>0.00</b>	<b>0.00</b>	<b>0.00</b>	<b>20,969,598.11</b>
County Funds							

Year	09.30.2015				FY2016	FY2015	05.31.2016
To Date	Cash Balance	Receipts	Disbursements	Allocations	Adjustments	Adjustments	Cash Balance
Maintenance & Operating (M&O)	11,841,794.67	15,752,581.90	10,389,958.10				17,204,418.47
COB & GOB Operating	491,873.19	1,072.63	118,631.32				374,314.50
COB & GOB I&S	198,485.01	1,384,102.21	947,732.50				634,854.72
Special Revenue	2,164,430.67	599,708.17	598,924.75				2,165,214.09
Special Revenue ... Grants	484.97						484.97
Trust and Agency	639,676.77	1,077,430.25	1,126,795.66				590,311.36
<b>Totals</b>	<b>15,336,745.28</b>	<b>18,814,895.16</b>	<b>13,182,042.33</b>	<b>0.00</b>	<b>0.00</b>	<b>0.00</b>	<b>20,969,598.11</b>
County Funds							

Clerks of the Courts Trust Funds							
Month	04.30.2016				FY2016	FY2015	05.31.2016
To Date	Cash Balance	Receipts	Disbursements	Allocations	Adjustments	Adjustments	Cash Balance
District Clerk Trust	18,045.96	5.23					18,051.19
County Clerk Trust	120,707.64	34.85					120,742.49
<b>Totals</b>	<b>138,753.60</b>	<b>46.59</b>	<b>0.00</b>	<b>0.00</b>	<b>0.00</b>	<b>0.00</b>	<b>138,793.68</b>
Clerk Trusts							

Year	09.30.2015				FY2016	FY2015	05.31.2016
To Date	Cash Balance	Receipts	Disbursements	Allocations	Adjustments	Adjustments	Cash Balance
District Clerk Trust	18,021.48	29.71					18,051.19
County Clerk Trust	120,544.41	198.08					120,742.49
<b>Totals</b>	<b>138,565.89</b>	<b>227.79</b>	<b>0.00</b>	<b>0.00</b>	<b>0.00</b>	<b>0.00</b>	<b>138,793.68</b>
Clerk Trusts							

Respectfully submitted,

Laura Lundquist, CCT, CIO  
Gillespie County Treasurer

The State of Texas, County of Gillespie

Before me, the undersigned authority, this day personally appeared Laura Lundquist, County Treasurer, to me well known, who, being duly sworn, desposes and says that the above and foregoing report is true and correct.

Witness my hand and seal of this office, this \_\_\_\_\_ day of \_\_\_\_\_, \_\_\_\_\_ A.D.

Mary Lynn Rusche, County Clerk  
County of Gillespie, State of Texas

Compared, examined, and accepted in open Commissioners Court this \_\_\_\_\_ day of \_\_\_\_\_, \_\_\_\_\_ A.D.

Mark Stroehrer, County Judge

Curtis Cameron, Commissioner Pct No 1

William A. Roeder, Commissioner Pct No 2

Calvin Ransleben, Commissioner Pct No 3

Donald W. Schuch, Commissioner Pct No 4