



FY2015-2016

GILLESPIE COUNTY, TEXAS

COUNTY TREASURER MONTHLY FINANCIAL REPORT

For The Period Ended

April 30, 2016

Unaudited

LAURA LUNDQUIST, CCT, CIO

GILLESPIE COUNTY TREASURER

- 1 Cash/Investment Balances All Funds
For Period Ended April 30, 2016
- 2 Statement of Receipts, Disbursements, Electronic Funds Transfers, Payroll,
Interfund Allocations, Adjustments, and Investments All Funds
Month to Date by Fund
- 3 Statement of Receipts, Disbursements, Electronic Funds Transfers, Payroll,
Interfund Allocations, Adjustments, and Investments All Funds
Fiscal Year to Date by Fund
- 4 Statement of Maintenance & Operating Funds
FY2005 through April 30, 2016
General Fund
Road & Bridge Funds ... County Wide, Precinct No 1, Precinct No 2, Precinct No 3, Precinct No 4
- 5 Fund Cash/Investment Balance Comparison by Fiscal Year by Fund
Active and Inactive Funds
FY2004 through April 30, 2016
- 6 Overall Cash/Investment Balance Comparison by Month
FY1985 through April 30, 2016
- 7 County Sales Tax ... Effective January 01, 1988
Allocation Summary of Sales Tax Receipts
1988 through April 30, 2016

Statement of Repayment of Erroneous Receipt of Sales Tax
1997 through April 30, 2016 ... 20 Year Payout; Final Payment FY2016
- 8 Hotel Occupancy Tax (HOT) ... Effective January 01, 2007
Summary of HOT Receipts and Expenditures
For the Period of January 01, 2007 through April 30, 2016
9. Certificates of Obligation Bonds ... Interest & Sinking
Statement of Bond Redemptions & Interest Payment Schedule
GO Refunding Bonds, Series 2010
Refunding of COB Series 2001, Post Office & Clinic Building Properties



10. General Obligation Bonds ... Interest & Sinking
Statement of Bond Redemptions & Interest Payment Schedule
GOB Series 2013, Jail Construction Project
11. Lease / Purchase Finance Capital Equipment
Statement of Principal & Interest Payment Schedule
Road & Bridge Departments – Contract No 6451, December2013
 - o Countywide
 - o Precinct No 1
 - o Precinct No 2
 - o Precinct No 3
 - o Precinct No 4
12. Public Property Finance ... Law Enforcement Radio System Upgrade
Statement of Principal & Interest Payment Schedule
Sheriff Office --- Contract No 6774, October2014
13. District Clerk Trust Funds ... Statement of Holding in Trust Funds As Managed by County Treasurer
As of April 30, 2016
14. County Clerk Trust Funds ... Statement of Holding in Trust Funds As Managed by County Treasurer
As of April 30, 2016
15. Investment Performance Summary ... Certificate(s) of Deposit
As of April 30, 2016
16. County Treasurer Portfolio Asset Summary by Investment Type
As of April 30, 2016
17. County Portfolio Asset Summary vs Security Holdings
As of April 30, 2016
18. Detailed Listing of Receipts to All Funds
For April.2016
19. Detailed Listing of Disbursements from All Funds
For April.2016
20. Detailed Listing of Electronic Funds Transfers from All Funds
For April.2016
21. Detailed Listing of Interfund Allocations to/from All Funds
For April.2016
22. Detailed Listing of Payroll Distribution All Funds
For April.2016
23. Financial Summary Recap Affidavit
As of April 30, 2016

GILLESPIE COUNTY, TEXAS

Cash and Investment Balances All Funds Managed by County Treasurer

For Period Ended April 30, 2016

FUNDS LISTING BY CATEGORY

GENERAL and ROAD & BRIDGE FUNDS

Maintenance & Operating Funds

General Fund	15,168,946.15
Road & Bridge Funds ...	
County Wide	1,939,247.48
Precinct No 1	7,756.37
Precinct No 2	233,171.25
Precinct No 3	141,866.31
Precinct No 4	<u>145,705.05</u>
Sub-total Road & Bridge Funds	2,457,746.46

CASH and INVESTMENTS

17,636,692.61

SPECIAL REVENUE FUNDS

Law Library	6,477.19
Lateral Road ...	
Precinct No 1	13,291.39
Precinct No 2	6,658.22
Precinct No 3	6,658.22
Precinct No 4	6,658.22
Sub-total Lateral Road Funds	33,266.05
Probate	30,957.30
Court Reporter Service	2,804.36
County Records Management	65,165.84
County Clerk Records Management	128,665.03
Sheriff Forfeiture	51,513.08
Sheriff Abandoned Vehicle	1,203.68
Sheriff Equitable Sharing	1,204.14
Justice Court Bldg Security	30,883.24
Courthouse Security	369.23
District Clerk Records Management	8,140.94
County & District Court Technology	18,849.09
Occupancy Tax	408,229.32
Pretrial Intervention	124,525.71
Justice Court Technology	117,761.80
Airport Operating	1,059,862.22
LEOSE Training--Sheriff	8,069.91
LEOSE Training--Constable No 1	8,702.83
LEOSE Training--Constable No 2	6,649.16
Tax Assessor - M V I	<u>106.75</u>

2,113,406.87

SPECIAL REVENUE FUNDS ... GRANTS

Grants ... General, Energy Efficiency	0.00
Grants ... Law Enforcement, Emergency Services P25 Compliant Radio	0.00
PML Loan Star Library	258.39
PML PAC-Pug	211.40
Airport Capital Project Grant	<u>15.18</u>

484.97

GILLESPIE COUNTY, TEXAS

Cash and Investment Balances All Funds Managed by County Treasurer

For Period Ended April 30, 2016

FUNDS LISTING BY CATEGORY (continued)			
CERTIFICATES OF OBLIGATION BONDS			
and			
GENERAL OBLIGATION BONDS			
...			
Operating Accounts			
GOB Series 2013 ... Jail Project	<u>375,216.82</u>	<u>375,216.82</u>	
CERTIFICATES OF OBLIGATION BONDS			
and			
GENERAL OBLIGATION BONDS			
...			
Interest & Sinking Accounts			
COB Series 2001/GOB Refunding Series 2010 ... Interest & Sinking	64,184.27		
GOB Series 2013 ... Interest & Sinking	<u>560,634.77</u>	<u>624,819.04</u>	
TRUST and AGENCY FUNDS			
Criminal Justice	1,329.00		
Waste Water (State Fee)	200.00		
County Attorney Hot Check	10,324.65		
McDermott (PML)	138,961.44		
Breiten (PML)	206,809.40		
Justice Of The Peace No. 1	34,749.57		
Justice Of The Peace No. 2	20,627.19		
Appellate Judicial System	209.87		
Alternative Dispute Resolution	699.69		
Unclaimed Monies	54,211.45		
County Clerk Operating	51,652.99		
District Clerk Operating	41,534.48		
Light Up The Block	<u>0.00</u>	<u>561,309.73</u>	<u>21,311,930.04</u>
FUNDS PENDING RELEASE			
Check(s) pending release	0.00		
EFT(s) pending release	<u>0.00</u>	<u>0.00</u>	<u>0.00</u>
CHANGE FUNDS			
General Fund (F.10) ... cash provider to various offices	3,000.00		
Sheriff Seizure Fund (F.30)	1,950.00		
County Attorney Hot Check Fund (F.80)	<u>50.00</u>	<u>5,000.00</u>	<u>5,000.00</u>

GILLESPIE COUNTY, TEXAS
Cash and Investment Balances
All Funds Managed by County Treasurer
For Period Ended April 30, 2016

FUNDS LISTING BY CATEGORY (continued)				
UNALLOCATED MONIES				
Checking Accounts				
Justice of Peace No 2 Checking...unaccountable funds from 02.28.1999 ... date check book was turned over to County Treasurer	(98.56)			
Justice of Peace No 2 Checking...credit card payment pending	324.00			
Justice of Peace No 2 Checking...credit card reversal pending	110.00			
Justice of Peace No 1 Checking...credit card payment released 05.2016	1,025.00			
General Checking..	0.00			
District Clerk Checking... copymnt transfer from County Clerk pending end 2016.04	50.00			
County Attorney Hot Check Checking..	0.00			
COB 2001/REF 2010 Checking..	0.00			
GOB 2013 Project Checking..	0.00			
Appellate Checking..	0.00			
County Clerk Checking...receipt correction	60.00	<u>1,470.44</u>		
Investment Pools ... Investment Service For Public Funds				
TexPool ... General	0.00			
TexPool ... COB Series 2001/GOB Series 2010 Interest & Sinking	0.00			
TexPool ... GOB Series 2013 Jail Project	0.00			
Texas Class ... GOB Series 2013 Jail Project	<u>0.00</u>	<u>0.00</u>		
Other Unallocated Funds				
none reported	<u>0.00</u>	<u>0.00</u>	<u>1,470.44</u>	21,318,400.48

GILLESPIE COUNTY, TEXAS

Cash and Investment Balances All Funds Managed by County Treasurer

For Period Ended April 30, 2016

CHECKING and INVESTMENT ACCOUNTS

CHECKING ACCOUNTS

GENERAL OPERATING ... Interest Bearing Checking	(190.84)	
Cash On Hand	0.00	
Deposit In Process	52,848.32	
Deposit In Process	51.00	
Deposit In Process	76.44	
Deposit In Process	105.00	
Online Transfer	(1,259.98)	
Online Transfer	(222.77)	
Outstanding Financial Checks	(71,922.58)	
Outstanding Payroll Checks	(6,714.98)	
Check(s) pending release	0.00	<u>(27,230.39)</u>
GENERAL OPERATING ... Interest Bearing Sweep Account		
Sweep of General Operating Checking	11,640,413.64	<u>11,640,413.64</u>
COB Series 2001 / GORefuding Series 2010 INTEREST & SINKING Checking	63,250.35	
Cash On Hand	0.00	
Online Transfer	222.77	
Online Transfer	0.00	
Outstanding Checks	0.00	<u>63,473.12</u>
COUNTY ATTORNEY HOT CHECK ... Interest Bearing Checking	12,278.06	
Cash On Hand	0.00	
Deposit In Process	0.00	
Online Transfer	0.00	
Outstanding Checks	(1,953.41)	<u>10,324.65</u>
APPELLATE JUDICIAL ... Interest Bearing Checking	1,055.31	
Cash On Hand	0.00	
Deposit In Process	0.00	
Online Transfer	0.00	
Outstanding Checks	(845.44)	<u>209.87</u>
JUSTICE OF THE PEACE No 1 ... Interest Bearing Checking	37,891.32	
Cash On Hand	0.00	
Deposit In Process	1,095.00	
Online Transfer	0.00	
Outstanding Checks	(3,211.75)	<u>35,774.57</u>
JUSTICE OF THE PEACE No 2 ... Interest Bearing Checking	22,454.02	
Cash On Hand	0.00	
Deposit In Process	0.00	
Online Transfer	0.00	
Outstanding Checks	(1,491.39)	<u>20,962.63</u>

GILLESPIE COUNTY, TEXAS

Cash and Investment Balances All Funds Managed by County Treasurer

For Period Ended April 30, 2016

CHECKING and INVESTMENT ACCOUNTS (continued)			
CHECKING ACCOUNTS ... Continued			
COUNTY CLERK ... Interest Bearing Checking	50,023.00		
Cash On Hand	0.00		
Deposit In Process	1,615.00		
Deposit In Process	765.70		
Deposit In Process	0.00		
Outstanding Checks ... checks outstanding prior to 10.01.2009	(108.50)		
Outstanding Checks ... outstanding checks post 09.30.2009	(582.21)	<u>51,712.99</u>	
DISTRICT CLERK ... Interest Bearing Checking			
Cash On Hand	0.00		
Deposit In Process	635.28		
Outstanding Checks ... checks outstanding prior to 10.01.2009	(4,361.86)		
Outstanding Checks ... outstanding checks post 09.30.2009	(16,453.20)	<u>41,584.48</u>	
GOB SERIES 2013 - Jail Project ... Interest Bearing Checking			
Cash On Hand	0.00		
Online Transfer	0.00		
Deposit In Process	0.00		
Outstanding Checks	<u>0.00</u>	<u>1.00</u>	
GOB SERIES 2013 - Jail Project ... Interest Bearing Sweep Account			
Sweep of GOB 2013 Jail Project Checking	<u>41,553.31</u>	<u>41,553.31</u>	
GOB SERIES 2013 - Interest & Sinking ... Interest Bearing Checking			
Cash On Hand	0.00		
Online Transfer	1,259.98		
Online Transfer	0.00		
Online Transfer	0.00		
Outstanding Checks	<u>0.00</u>	<u>560,634.77</u>	<u>12,439,414.64</u>

GILLESPIE COUNTY, TEXAS

Cash and Investment Balances All Funds Managed by County Treasurer

For Period Ended April 30, 2016

CHECKING and INVESTMENT ACCOUNTS (continued)

TIME CERTIFICATE OF DEPOSIT(S)

All General Fund (10.) Investments

Blanco National Bank

BNB CD .. 0.45% per annum, paid monthly .. 11.07.2016 maturity	100,000.00	
BNB CD .. 0.45% per annum, paid monthly .. 02.11.2017 maturity	100,000.00	
BNB CD .. 0.45% per annum, paid monthly .. 01.02.2017 maturity	100,000.00	
BNB CD .. 0.45% per annum, paid monthly .. 07.19.2016 maturity	100,000.00	
BNB CD .. 0.45% per annum, paid monthly .. 03.07.2017 maturity	100,000.00	
BNB CD .. 0.45% per annum, paid monthly .. 09.07.2016 maturity	100,000.00	
BNB CD .. 0.45% per annum, paid monthly .. 10.07.2016 maturity	100,000.00	
BNB CD .. 0.45% per annum, paid monthly .. 05.28.2016 maturity	100,000.00	
BNB CD .. 0.45% per annum, paid monthly .. 05.28.2016 maturity	100,000.00	
BNB CD .. 0.45% per annum, paid monthly .. 08.02.2016 maturity	100,000.00	
BNB CD .. 0.45% per annum, paid monthly .. 11.02.2016 maturity	100,000.00	
BNB CD .. 0.45% per annum, paid monthly .. 12.02.2016 maturity	100,000.00	
BNB CD .. 0.45% per annum, paid monthly .. 04.18.2017 maturity	100,000.00	
BNB CD .. 0.45% per annum, paid monthly .. 11.22.2016 maturity	100,000.00	
BNB CD .. 0.45% per annum, paid monthly .. 01.30.2017 maturity	100,000.00	
BNB CD .. 0.45% per annum, paid monthly .. 01.30.2017 maturity	100,000.00	
BNB CD .. 0.45% per annum, paid monthly .. 03.05.2017 maturity	100,000.00	
BNB CD .. 0.45% per annum, paid monthly .. 04.01.2017 maturity	100,000.00	
BNB CD .. 0.45% per annum, paid monthly .. 12.01.2016 maturity	100,000.00	
BNB CD .. 0.45% per annum, paid monthly .. 04.01.2017 maturity	100,000.00	
BNB CD .. 0.45% per annum, paid monthly .. 04.01.2017 maturity	100,000.00	
BNB CD .. 0.45% per annum, paid monthly .. 04.15.2017 maturity	100,000.00	
BNB CD .. 0.45% per annum, paid monthly .. 06.01.2016 maturity	100,000.00	
BNB CD .. 0.45% per annum, paid monthly .. 06.15.2016 maturity	<u>100,000.00</u>	<u>2,400,000.00</u>

Security State Bank & Trust (County Depository)

SSB&T CD .. 0.35% per annum, paid monthly .. 02.11.2017 maturity	100,000.00	
SSB&T CD .. 0.35% per annum, paid monthly .. 05.02.2016 maturity	100,000.00	
SSB&T CD .. 0.35% per annum, paid monthly .. 02.28.2017 maturity	100,000.00	
SSB&T CD .. 0.35% per annum, paid monthly .. 10.29.2016 maturity	100,000.00	
SSB&T CD .. 0.35% per annum, paid monthly .. 03.04.2017 maturity	250,000.00	
SSB&T CD .. 0.35% per annum, paid monthly .. 04.01.2017 maturity	500,000.00	
SSB&T CD .. 0.35% per annum, paid monthly .. 07.01.2016 maturity	500,000.00	
SSB&T CD .. 0.35% per annum, paid monthly .. 10.01.2016 maturity	500,000.00	
SSB&T CD .. 0.35% per annum, paid monthly .. 01.01.2017 maturity	<u>500,000.00</u>	<u>2,650,000.00</u> <u>5,050,000.00</u>

GILLESPIE COUNTY, TEXAS

Cash and Investment Balances All Funds Managed by County Treasurer

For Period Ended April 30, 2016

CHECKING and INVESTMENT ACCOUNTS <small>(continued)</small>				
INVESTMENT POOLS ... Investment Service For Public Funds				
TexPool				
GENERAL ... Multi-Fund Account	3,489,612.18			
Deposit In Process	0.00			
Monies In Transit	<u>0.00</u>	<u>3,489,612.18</u>		
COB SERIES 2001/GORefunding SERIES 2010 ... Interest & Sinking	711.15			
Deposit In Process	0.00			
Monies In Transit	<u>0.00</u>	<u>711.15</u>		
GOB SERIES 2013 ... Jail Project	0.00			
Deposit In Process	0.00			
Monies In Transit	<u>0.00</u>	<u>0.00</u>		
<small>TexPool sub-total</small>		<u>3,490,323.33</u>		
Texas Class				
GOB SERIES 2013 ... Jail Project	333,662.51			
Deposit In Process	0.00			
Monies In Transit	<u>0.00</u>	<u>333,662.51</u>	<u>3,823,985.84</u>	
CHANGE FUNDS				
Under General Fund (F.10)				
Tax Office ... Teller Drawers (4)	1,200.00			
Tax Office ... Office Administration	0.00			
County Clerk	100.00			
District Clerk	100.00			
Justice of Peace No 1	200.00			
Justice of Peace No 2	200.00			
Pioneer Memorial Library	100.00			
Sheriff ... Administration	50.00			
Sheriff ... Jail Operations	50.00			
County Treasurer	1,000.00			
County Warehouse	<u>0.00</u>	<u>3,000.00</u>		
Under Sheriff Seizure (F.30)				
Sheriff ... Administrative Office	<u>1,950.00</u>	<u>1,950.00</u>		
Under County Attorney Hot Check (F.80)				
County Attorney	<u>50.00</u>	<u>50.00</u>	<u>5,000.00</u>	21,318,400.48

GILLESPIE COUNTY, TEXAS

Cash and Investment Balances All Funds Managed by County Treasurer

For Period Ended April 30, 2016

DISTRICT CLERK HOLDING					
HOLDING ACCOUNT (s)			CASH and INVESTMENTS		
holding account(s)	<u>18,045.96</u>	<u>18,045.96</u>	<u>18,045.96</u>	<u>18,045.96</u>	<u>18,045.96</u>
INVESTMENT POOLS ... Investment Service For Public Funds					
TEXPOOL ... DISTRICT CLERK HOLDING	18,045.96				
Deposit In Process	0.00				
Monies In Transit	<u>0.00</u>	<u>18,045.96</u>	<u>18,045.96</u>	<u>18,045.96</u>	<u>18,045.96</u>

COUNTY CLERK HOLDING					
HOLDING ACCOUNT (s)			CASH and INVESTMENTS		
holding account(s)	<u>120,707.64</u>	<u>120,707.64</u>	<u>120,707.64</u>	<u>120,707.64</u>	<u>120,707.64</u>
INVESTMENT POOLS ... Investment Service For Public Funds					
TEXPOOL ... COUNTY CLERK HOLDING	120,707.64				
Deposit In Process	0.00				
Monies In Transit	<u>0.00</u>	<u>120,707.64</u>	<u>120,707.64</u>	<u>120,707.64</u>	<u>120,707.64</u>



Laura Lundquist, ccr, cto
 Gillespie County Treasurer
 Gillespie County, Texas


GILLESPIE COUNTY, TEXAS
STATEMENT OF
Receipts, Disbursements, Electronic Funds Transfers, Payroll, Interfund Allocations, Adjustments, and Time Investments
of County Funds Managed by County Treasurer

For the Period Ended April 30, 2016

For Current Account Period	Cash Balance as of 03.31.2016	Receipts	Disbursements	Electronic Fund Transfers	Payroll	Total Disbursements	Interfund Allocations In	Interfund Allocations Out	FY2016 Adjustments	FY2015 YE Adjustments	Cash Balances as of 04.30.2016	Time Investments	Adjusted Cash Balance as of 04.30.2016	For Current Account Period
GENERAL and ROAD & BRIDGE ... Maintenance & Operating Funds														
F10 General	15,691,559.95	934,868.76	949,542.97	236,531.14	271,408.45	1,457,482.55					15,168,946.15	5,050,000.00	10,118,946.15	F10 General
Road & Bridge Funds														
F15 County Wide	1,799,411.13	159,222.86	16,074.98		2,311.53	18,386.51					1,939,247.48		1,939,247.48	F15 County Wide
F16 Precinct No 1	62,840.05	8.17	41,965.11		13,128.74	55,091.85					7,756.37		7,756.37	F16 Precinct No 1
F17 Precinct No 2	267,236.98	93.09	20,551.12		13,607.70	34,158.82					233,171.25		233,171.25	F17 Precinct No 2
F18 Precinct No 3	169,336.93	70.62	3,802.53		23,738.71	27,541.24					141,866.31		141,866.31	F18 Precinct No 3
F19 Precinct No 4	173,614.48	59.14	11,384.02		16,584.55	27,968.57					145,705.05		145,705.05	F19 Precinct No 4
Sub-Total R&B	2,472,439.57	159,463.68	93,777.76	0.00	69,369.23	163,146.99	0.00	0.00	0.00	0.00	2,467,766.46	0.00	2,467,766.46	Sub-Total R&B
Sub-Totals Maintenance & Operating Funds	18,163,999.52	1,093,322.64	1,043,320.73	236,531.14	340,777.68	1,620,629.55	0.00	0.00	0.00	0.00	17,636,692.61	5,050,000.00	12,586,692.61	Sub-Totals General / Road & Bridge Maintenance & Operating Funds

Maintenance & Operating
Cash Balances by Fund
As of April 30, 2016

Fund	Cash Balance
General Fund	15,168,946.15
F15 County Wide	1,939,247.48
F16 Precinct No 1	7,756.37
F17 Precinct No 2	233,171.25
F18 Precinct No 3	141,866.31
F19 Precinct No 4	145,705.05
Total	17,636,692.61



**GILLESPIE COUNTY, TEXAS
STATEMENT OF
Receipts, Disbursements, Electronic Funds Transfers, Payroll, Interfund Allocations, Adjustments, and Time Investments
of County Funds Managed by County Treasurer**

For the Period Ended April 30, 2016

For Current Account Period	Cash Balance as of 03.31.2016	Receipts	Disbursements	Electronic Fund Transfers	Payroll	Total Disbursements	Interfund Allocations In	Interfund Allocations Out	FY2016 Adjustments	FY2015 YE Adjustments	Cash Balances as of 04.30.2016	Time Investments	Adjusted Cash Balance as of 04.30.2016	For Current Account Period
SPECIAL REVENUE														
F20 Law Library	6,313.19	1,456.50	1,292.50			1,292.50					6,477.19		6,477.19	F20 Law Library
F21 Lateral Road Precinct Depts														F21 Lateral Road Precinct Depts
Precinct No 1	13,291.39					0.00					13,291.39		13,291.39	Precinct No 1
Precinct No 2	6,658.22					0.00					6,658.22		6,658.22	Precinct No 2
Precinct No 3	6,658.22					0.00					6,658.22		6,658.22	Precinct No 3
Precinct No 4	6,658.22					0.00					6,658.22		6,658.22	Precinct No 4
F24 Probate	30,635.30	322.00				0.00					30,957.30		30,957.30	F24 Probate
F25 Court Reporter	2,399.81	404.55				0.00					2,804.36		2,804.36	F25 Court Reporter
F28 County Records Mgmt	95,508.06	771.38	31,113.60			31,113.60					65,165.84		65,165.84	F28 County Records Mgmt
F29 County Clerk Records Mgmt	123,521.21	7,115.00	1.99		1,969.19	1,971.18					128,665.03		128,665.03	F29 County Clerk Records Mgmt
F30 Sheriff Forfeiture	51,493.09	19.99				0.00					51,513.08		51,513.08	F30 Sheriff Forfeiture
F93 Sheriff Abandoned Vehicle	1,203.21	0.47				0.00					1,203.68		1,203.68	F93 Sheriff Abandoned Vehicle
F31 Justice Court Bldg Security	30,556.73	326.51				0.00					30,883.24		30,883.24	F31 Justice Court Bldg Security
F32 Courthouse Security	1,050.71	1,962.59	1.10		2,642.97	2,644.07					369.23		369.23	F32 Courthouse Security
F34 District Clerk Records Mgmt	7,996.10	144.84				0.00					8,140.94		8,140.94	F34 District Clerk Records Mgmt
F35 County & District Courts Technology	18,520.79	328.30				0.00					18,849.09		18,849.09	F35 County & District Courts Technology
F36 Occupancy Tax	612,456.49	66,601.83	270,829.00			270,829.00					408,229.32		408,229.32	F36 Occupancy Tax
F37 Pretrial Intervention	124,525.71					0.00					124,525.71		124,525.71	F37 Pretrial Intervention
F51 Justice Court Technology	116,435.27	1,326.53				0.00					117,761.80		117,761.80	F51 Justice Court Technology
F72 Airport Operating	1,057,733.64	11,111.09	2,872.24		6,110.27	8,982.51					1,059,862.22		1,059,862.22	F72 Airport Operating
F78 LEOSE -Sheriff	8,069.91					0.00					8,069.91		8,069.91	F78 LEOSE -Sheriff
F79 LEOSE- Constable 1	8,702.83					0.00					8,702.83		8,702.83	F79 LEOSE- Constable 1
F82 LEOSE-Constable 2	6,649.16					0.00					6,649.16		6,649.16	F82 LEOSE-Constable 2
F81 Tax Assessor-M V I	106.75					0.00					106.75		106.75	F81 Tax Assessor-M V I
F40 Sheriff Equitable Sharing	1,203.67	0.47				0.00					1,204.14		1,204.14	F40 Sheriff Equitable Sharing
Sub-Totals Special Revenue	2,338,347.68	91,892.05	306,110.43	0.00	10,722.43	316,832.86	0.00	0.00	0.00	0.00	2,113,406.87	0.00	2,113,406.87	Sub-Totals Special Revenue

GILLESPIE COUNTY, TEXAS
STATEMENT OF
Receipts, Disbursements, Electronic Funds Transfers, Payroll, Interfund Allocations, Adjustments, and Time Investments
of County Funds Managed by County Treasurer

For the Period Ended April 30, 2016

For Current Account Period	Cash Balance as of 03/31/2016	Receipts	Disbursements	Electronic Fund Transfers	Payroll	Total Disbursements	Interfund Allocations In	Interfund Allocations Out	FY2016 Adjustments	FY2015 YE Adjustments	Cash Balances as of 04/30/2016	Time Investments	Adjusted Cash Balance as of 04/30/2016	For Current Account Period
----------------------------	-------------------------------	----------	---------------	---------------------------	---------	---------------------	--------------------------	---------------------------	--------------------	-----------------------	--------------------------------	------------------	--	----------------------------

SPECIAL REVENUE ... GRANTS														
F11 Grants ... General - Energy Efficiency	0.00					0.00					0.00		0.00	F11 Grants ... General - Energy Efficiency
F11 Grants ... Law Enforcement, Emergency Services P25 Compliant Radio	0.00					0.00					0.00		0.00	F11 Grants ... Law Enforcement, Emergency Services P25 Compliant Radio
F54 PML ... Loan Star Grant	258.39					0.00					258.39		258.39	F54 PML ... Loan Star Grant
F54 PML ... PAC-HUG Grant	211.40					0.00					211.40		211.40	F54 PML ... PAC-HUG Grant
F71 Airport Capital Project Grant	15.18					0.00					15.18		15.18	F71 Airport Capital Project Grant
Sub-Totals Special Revenue .. Grants	484.97	0.00	0.00	0.00	0.00	0.00	0.00	0.00	0.00	0.00	484.97	0.00	484.97	Sub-Totals Special Revenue .. Grants

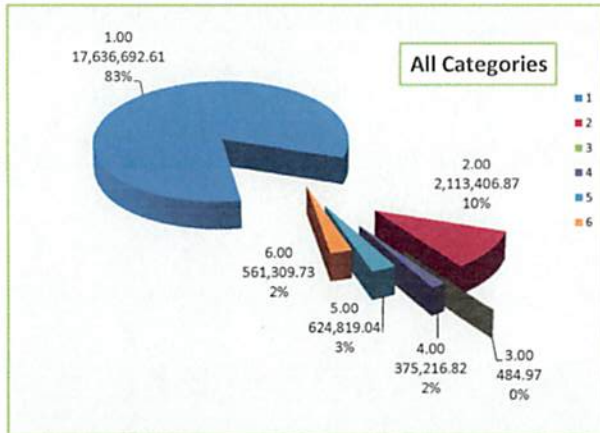
CERTIFICATES OF OBLIGATION BONDS and GENERAL OBLIGATION BONDS ... Project Operating Accounts														
F61 GOB Series 2013 ... Jail Project	375,044.68	172.14				0.00					375,216.82		375,216.82	F61 GOB Series 2013 ... Jail Project
Sub-Totals GOB Operating	375,044.68	172.14	0.00	0.00	0.00	0.00	0.00	0.00	0.00	0.00	375,216.82	0.00	375,216.82	Sub-Totals GOB Operating

CERTIFICATES OF OBLIGATION BONDS and GENERAL OBLIGATION BONDS ... Interest & Sinking Accounts														
F62 GOB Series 2013 ... Interest & Sinking	541,525.39	19,109.38				0.00					560,634.77		560,634.77	F62 GOB Series 2013 ... Interest & Sinking
F53 COB Series 2001 / GOB Refunding Series 2013 ... Interest & Sinking	60,784.34	3,399.93				0.00					64,184.27		64,184.27	F53 COB Series 2001 / GOB Refunding Series 2013 ... Interest & Sinking
Sub-Totals GOB I&S	602,309.73	22,509.31	0.00	0.00	0.00	0.00	0.00	0.00	0.00	0.00	624,819.04	0.00	624,819.04	Sub-Totals GOB I&S

GILLESPIE COUNTY, TEXAS
STATEMENT OF
Receipts, Disbursements, Electronic Funds Transfers, Payroll, Interfund Allocations, Adjustments, and Time Investments
of County Funds Managed by County Treasurer

For the Period Ended April 30, 2016

For Current Account Period	Cash Balance as of 03.31.2016	Receipts	Disbursements	Electronic Fund Transfers	Payroll	Total Disbursements	Interfund Allocations In	Interfund Allocations Out	FY2016 Adjustments	FY2015 YE Adjustments	Cash Balances as of 04.30.2016	Time Investments	Adjusted Cash Balance as of 04.30.2016	For Current Account Period
TRUST and AGENCY														
F22 Criminal Justice	50,104.34	32,430.66	630.02	80,575.98		81,206.00					1,329.00		1,329.00	F22 Criminal Justice
F27 Waste Water	650.00	120.00	570.00			570.00					200.00		200.00	F27 Waste Water
F80 County Attorney Hot Check	10,108.13	2,071.29	1,854.77			1,854.77					10,324.65		10,324.65	F80 County Attorney Hot Check
F89 McDermott (PML)	138,907.50	53.94				0.00					138,961.44		138,961.44	F89 McDermott (PML)
F92 Breiten (PML)	206,853.55	80.27	124.42			124.42					206,809.40		206,809.40	F92 Breiten (PML)
F85 Justice Of Peace 1	48,831.87	18,706.47	32,788.77			32,788.77					34,749.57		34,749.57	F85 Justice Of Peace 1
F86 Justice Of Peace 2	45,631.07	19,771.47	44,775.35			44,775.35					20,627.19		20,627.19	F86 Justice Of Peace 2
F83 Appellate Judicial	845.44	209.87	845.44			845.44					209.87		209.87	F83 Appellate Judicial
F84 Alternative Dispute Resolution	1,700.67	699.69	1,700.67			1,700.67					699.69		699.69	F84 Alternative Dispute Resolution
F80 Unclaimed Monies	54,211.45					0.00					54,211.45		54,211.45	F80 Unclaimed Monies
F94 County Clerk Operating	47,614.30	50,661.99	46,623.30			46,623.30					51,652.99		51,652.99	F94 County Clerk Operating
F95 District Clerk Operating	47,377.32	16,135.65	21,978.49			21,978.49					41,534.48		41,534.48	F95 District Clerk Operating
Sub-Totals Trust and Agency	652,835.64	140,941.30	151,891.23	80,575.98	0.00	232,467.21	0.00	0.00	0.00	0.00	561,309.73	0.00	561,309.73	Sub-Totals Trust and Agency
TOTALS ALL FUNDS	22,133,022.22	1,348,837.44	1,501,322.39	317,107.12	351,500.11	2,169,929.62	0.00	0.00	0.00	0.00	21,311,930.04	5,050,000.00	16,261,930.04	TOTALS ALL FUNDS



Cash Balances by Category
As of April 30, 2016

1	17,636,692.61	Maintenance & Operating
2	2,113,406.87	Special Revenue
3	484.97	Special Revenue ... Grants
4	375,216.82	Certificates of Obligation Bonds & General Obligation Bonds ... Project Operating
5	624,819.04	Certificates of Obligation Bonds & General Obligation Bonds ... Interest & Sinking
6	561,309.73	Trust and Agency
	21,311,930.04	

GILLESPIE COUNTY, TEXAS
STATEMENT OF
Receipts, Disbursements, Electronic Funds Transfers, Payroll, Interfund Allocations, Adjustments, and Time Investments
of County Funds Managed by County Treasurer

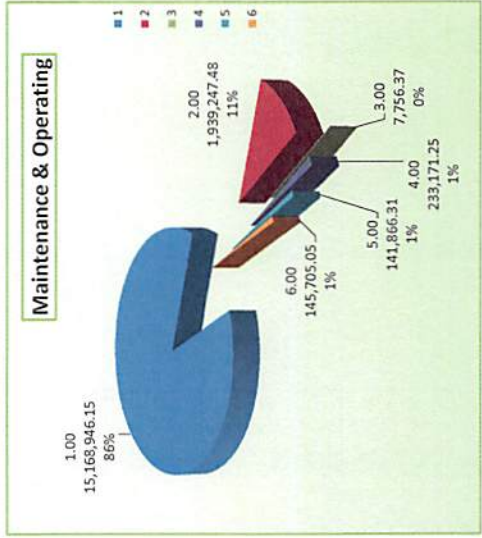
Fiscal Year to Date as of Period Ended April 30, 2016

For Current Account Period	Cash Balance as of 09.30.2015	Receipts	Disbursements	Electronic Fund Transfers	Payroll	Total Disbursements	Interfund Allocations In	Interfund Allocations Out	FY2016 Adjustments	FY2015 YE Adjustments	Cash Balances as of 04.30.2016	Time Investments	Adjusted Cash Balance as of 04.30.2016	For Current Account Period
GENERAL and ROAD & BRIDGE ... Maintenance & Operating Funds														
F10 General	10,425,972.66	12,687,716.63	4,093,456.65	1,773,212.17	2,078,074.32	7,944,743.14					15,168,946.15	5,050,000.00	10,118,946.15	F10 General
Road & Bridge Funds														
F15 County Wide	341,842.65	2,412,097.40	136,342.40		17,100.17	153,442.57		661,250.00			1,939,247.48		1,939,247.48	Road & Bridge Funds
F16 Precinct No 1	268,572.55	3,745.74	312,448.57		124,363.35	436,811.92	172,250.00				7,756.37		7,756.37	F15 County Wide
F17 Precinct No 2	267,713.97	424.24	74,666.11		104,300.85	178,966.96	144,000.00				233,171.25		233,171.25	F16 Precinct No 1
F18 Precinct No 3	268,676.90	299.22	169,169.31		139,440.50	308,609.81	181,500.00				141,866.31		141,866.31	F17 Precinct No 2
F19 Precinct No 4	269,015.94	3,954.40	168,064.38		122,700.91	290,765.29	163,500.00				145,705.05		145,705.05	F18 Precinct No 3
Sub-Total R&B	1,415,822.01	2,420,521.00	860,600.77	0.00	507,965.78	1,368,566.55	661,250.00		0.00	0.00	2,467,746.46	0.00	2,467,746.46	F19 Precinct No 4
Sub-Totals General / Road & Bridge ... Maintenance & Operating Funds	11,841,794.67	15,108,237.63	4,954,147.42	1,773,212.17	2,585,980.10	9,313,339.69	661,250.00	661,250.00	0.00	0.00	17,636,692.61	5,050,000.00	12,586,692.61	Sub-Totals General / Road & Bridge ... Maintenance & Operating Funds

Maintenance & Operating

Cash Balances by Fund
As of April 30, 2016

Fund	Cash Balance
1 - General Fund	15,168,946.15
2 - F15 County Wide	1,939,247.48
3 - F16 Precinct No 1	7,756.37
4 - F17 Precinct No 2	233,171.25
5 - F18 Precinct No 3	141,866.31
6 - F19 Precinct No 4	145,705.05
Total	17,636,692.61



**STATEMENT OF
GILLESPIE COUNTY, TEXAS
of County Funds Managed by County Treasurer
Receipts, Disbursements, Electronic Funds Transfers, Payroll, Interfund Allocations, Adjustments, and Time Investments**

Fiscal Year to Date as of Period Ended April 30, 2016

For Current Account Period	Cash Balance as of 09.30.2015	Receipts	Disbursements	Fund Transfers Electronic	Payroll	Disbursements Total	Interfund Allocations In	Interfund Allocations Out	Adjustments FY2016	Adjustments YE FY2015	Cash Balances as of 04.30.2016	Investments Time	Adjusted Cash Balance as of 04.30.2016	For Current Account Period
-------------------------------	--	----------	---------------	------------------------------	---------	------------------------	--------------------------------	---------------------------------	-----------------------	-----------------------------	---	---------------------	---	-------------------------------

SPECIAL REVENUE														
F20 Law Library	7,760.46	9,163.73	10,447.00			10,447.00					6,477.19		6,477.19	F20 Law Library
F21 Lateral Road Precinct														F21 Lateral Road Precinct
Depts														Depts
Precinct No 1	6,633.18	6,658.21	0.00			0.00					13,291.39		13,291.39	Precinct No 1
Precinct No 2	0.00	6,658.22	0.00			0.00					6,658.22		6,658.22	Precinct No 2
Precinct No 3	0.00	6,658.22	0.00			0.00					6,658.22		6,658.22	Precinct No 3
Precinct No 4	0.00	6,658.22	0.00			0.00					6,658.22		6,658.22	Precinct No 4
F24 Probate	29,772.98	1,913.78	729.46			729.46					30,957.30		30,957.30	F24 Probate
F25 Court Reporter	467.33	2,487.03	150.00			150.00					2,804.36		2,804.36	F25 Court Reporter
F28 County Records Mgmt	91,506.18	4,773.26	31,113.60			31,113.60					65,165.84		65,165.84	F28 County Records Mgmt
F29 County Clerk Records Mgmt	103,515.09	39,846.51	14,696.57			14,696.57					128,665.03		128,665.03	F29 County Clerk Records Mgmt
F30 Sheriff Forfeiture	37,627.93	13,944.15	59.00			59.00					51,513.08		51,513.08	F30 Sheriff Forfeiture
F33 Sheriff Abandoned Vehicle	1,201.61	2.07	0.00			0.00					1,203.68		1,203.68	F33 Sheriff Abandoned Vehicle
F31 Justice Court Bldg Security	29,522.59	1,360.65	0.00			0.00					30,883.24		30,883.24	F31 Justice Court Bldg Security
F32 Courthouse Security	2,097.39	9,867.53	11,595.69			11,595.69					369.23		369.23	F32 Courthouse Security
F34 District Clerk Records Mgmt	7,114.22	1,026.72	0.00			0.00					8,140.94		8,140.94	F34 District Clerk Records Mgmt
F35 County & District Courts Technology	16,756.67	2,092.42	0.00			0.00					18,849.09		18,849.09	F35 County & District Courts Technology
F36 Occupancy Tax	538,177.10	291,775.36	421,723.14			421,723.14					408,229.32		408,229.32	F36 Occupancy Tax
F37 Pretrial Intervention	123,025.71	1,500.00	0.00			0.00					124,525.71		124,525.71	F37 Pretrial Intervention
F51 Justice Court Technology	112,119.89	5,641.91	0.00			0.00					117,761.80		117,761.80	F51 Justice Court Technology
F72 Airport Operating	1,037,772.61	117,425.91	95,336.30		41,619.98	95,336.30					1,059,862.22		1,059,862.22	F72 Airport Operating
F78 LEOSE-Sheriff	4,028.28	4,041.63	0.00			0.00					8,069.91		8,069.91	F78 LEOSE-Sheriff
F79 LEOSE-Constable 1	8,038.15	664.68	0.00			0.00					8,702.83		8,702.83	F79 LEOSE-Constable 1
F82 LEOSE-Constable 2	5,984.48	664.68	0.00			0.00					6,649.16		6,649.16	F82 LEOSE-Constable 2
F81 Tax Assessor-M VI	106.75	106.75	0.00			0.00					106.75		106.75	F81 Tax Assessor-M VI
F40 Sheriff Equitable Sharing	1,202.07	2.07	0.00			0.00					1,204.14		1,204.14	F40 Sheriff Equitable Sharing
Sub-Totals	2,164,430.67	634,826.96	585,850.76	0.00	67,521.51	585,850.76	0.00	0.00	0.00	0.00	2,113,406.87	0.00	2,113,406.87	Sub-Totals
Special Revenue	2,113,406.87												2,113,406.87	Special Revenue

GILLESPIE COUNTY, TEXAS
STATEMENT OF
Receipts, Disbursements, Electronic Funds Transfers, Payroll, Interfund Allocations, Adjustments, and Time Investments
of County Funds Managed by County Treasurer

Fiscal Year to Date as of Period Ended April 30, 2016

For Current Account Period	Cash Balance as of 09.30.2015	Receipts	Disbursements	Electronic Fund Transfers	Payroll	Total Disbursements	Interfund Allocations In	Interfund Allocations Out	FY2016 Adjustments	FY2015 YE Adjustments	Cash Balances as of 04.30.2016	Adjusted Cash Balance as of 04.30.2016	Time Investments	For Current Account Period
-------------------------------	--	----------	---------------	------------------------------	---------	------------------------	--------------------------------	---------------------------------	-----------------------	-----------------------------	---	---	---------------------	-------------------------------

SPECIAL REVENUE ... GRANTS														
F11 Grants ... General - Energy Efficiency	0.00					0.00					0.00	0.00		
F11 Grants ... Law Enforcement, Emergency Services P25 Compliant Radio	0.00					0.00					0.00	0.00		
F54 PML ... Loan Star Grant	258.39					0.00					258.39	258.39		
F54 PML ... PAC-HUG Grant	211.40					0.00					211.40	211.40		
F71 Airport Capital Project Grant	15.18					0.00					15.18	15.18		
Sub-Totals Special Revenue ... Grants	484.97	0.00	0.00	0.00	0.00	0.00	0.00	0.00	0.00	0.00	484.97	484.97	0.00	0.00

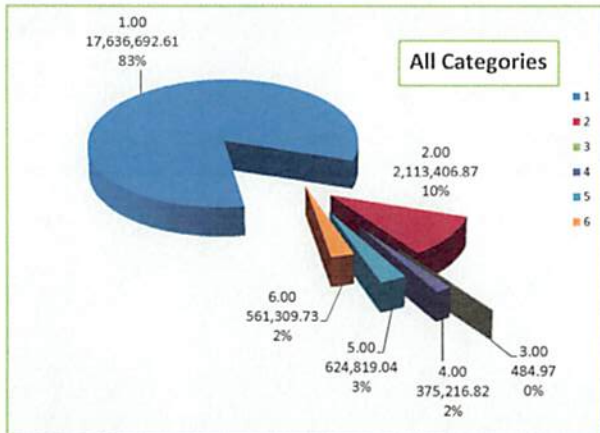
CERTIFICATES OF OBLIGATION BONDS and GENERAL OBLIGATION BONDS ... Project Operating Accounts														
F61 GOB Series 2013 ... Jail Project	491,873.19	886.95	117,543.32			117,543.32					375,216.82	375,216.82		
Sub-Totals COB ... GOB Operating	491,873.19	886.95	117,543.32	0.00	0.00	117,543.32	0.00	0.00	0.00	0.00	375,216.82	375,216.82	0.00	0.00

CERTIFICATES OF OBLIGATION BONDS and GENERAL OBLIGATION BONDS ... Interest & Sinking Accounts														
F62 GOB Series 2013 ... Interest & Sinking	176,091.44	1,167,568.33		783,025.00		783,025.00					560,634.77	560,634.77		
F53 COB Series 2001 / GOB Refunding Series 2013 ... Interest & Sinking	22,393.57	206,498.20	750.00	163,957.50		164,707.50					64,184.27	64,184.27		
Sub-Totals COB ... GOB I&S	198,485.01	1,374,066.53	750.00	946,982.50	0.00	947,732.50	0.00	0.00	0.00	0.00	624,819.04	624,819.04	0.00	0.00

GILLESPIE COUNTY, TEXAS
STATEMENT OF
Receipts, Disbursements, Electronic Funds Transfers, Payroll, Interfund Allocations, Adjustments, and Time Investments
of County Funds Managed by County Treasurer

Fiscal Year to Date as of Period Ended April 30, 2016

For Current Account Period	Cash Balance as of 09.30.2015	Receipts	Disbursements	Electronic Fund Transfers	Payroll	Total Disbursements	Interfund Allocations In	Interfund Allocations Out	FY2016 Adjustments	FY2015 YE Adjustments	Cash Balances as of 04.30.2016	Time Investments	Adjusted Cash Balance as of 04.30.2016	For Current Account Period
TRUST and AGENCY														
F22 Criminal Justice	54,332.95	171,046.96	1,342.09	222,708.82		224,050.91					1,329.00		1,329.00	F22 Criminal Justice
F27 Waste Water	650.00	1,190.00	1,640.00			1,640.00					200.00		200.00	F27 Waste Water
F80 County Attorney Hot Check	11,784.05	30,071.33	31,530.73			31,530.73					10,324.65		10,324.65	F80 County Attorney Hot Check
F89 McDermott (PML)	138,721.86	239.58				0.00					138,961.44		138,961.44	F89 McDermott (PML)
F92 Breiten (PML)	207,231.35	356.90	778.85			778.85					206,809.40		206,809.40	F92 Breiten (PML)
F85 Justice Of Peace 1	39,391.40	172,561.66	177,203.49			177,203.49					34,749.57		34,749.57	F85 Justice Of Peace 1
F86 Justice Of Peace 2	16,066.07	138,752.90	134,191.78			134,191.78					20,627.19		20,627.19	F86 Justice Of Peace 2
F83 Appellate Judicial	777.34	1,305.18	1,872.65			1,872.65					209.87		209.87	F83 Appellate Judicial
F84 Alternative Dispute Resolution	2,195.50	3,510.12	5,005.93			5,005.93					699.69		699.69	F84 Alternative Dispute Resolution
F90 Unclaimed Monies	54,211.45					0.00					54,211.45		54,211.45	F90 Unclaimed Monies
F94 County Clerk Operating	42,645.44	303,812.32	294,804.77			294,804.77					51,652.99		51,652.99	F94 County Clerk Operating
F95 District Clerk Operating	71,669.36	133,616.49	163,751.37			163,751.37					41,534.48		41,534.48	F95 District Clerk Operating
Sub-Totals Trust and Agency	639,676.77	956,463.44	812,121.66	222,708.82	0.00	1,034,830.48	0.00	0.00	0.00	0.00	561,309.73	0.00	561,309.73	Sub-Totals Trust and Agency
TOTALS ALL FUNDS	15,336,745.28	17,974,481.51	6,402,891.65	2,942,903.49	2,653,501.61	11,999,296.75	661,250.00	661,250.00	0.00	0.00	21,311,930.04	5,050,000.00	16,261,930.04	TOTALS ALL FUNDS



Cash Balances by Category	
As of April 30, 2016	
17,636,692.61	Maintenance & Operating
2,113,406.87	Special Revenue
484.97	Special Revenue ... Grants
375,216.82	Certificates of Obligation Bonds & General Obligation Bonds ... Project Operating
624,819.04	Certificates of Obligation Bonds & General Obligation Bonds ... Interest & Sinking
<u>561,309.73</u>	Trust and Agency
21,311,930.04	

FY2015-2016
GILLESPIE COUNTY, TEXAS
STATEMENT OF
Fund Cash/ Investment Balances of All County Funds Managed By County Treasurer

FUND DESCRIPTION ACTIVE FUNDS		FY2016	FY2015	FY2014	FY2013	FY2012	FY2011	FY2010	FY2009	FY2008	FY2007	FY2006	FY2005
		As of 04.30.2016						As Of Fiscal Year Ending Date					
GENERAL and ROAD & BRIDGE Maintenance & Operating													
F10	General Fund												
	All Departments	15,168,946.15	10,425,972.66	9,427,791.73	7,929,967.87	6,382,410.44	7,099,577.50	8,058,141.42	9,262,263.41	8,857,295.99	7,871,493.01	6,391,051.39	4,764,571.70
Road & Bridge													
F15	County Wide	1,939,247.48	341,842.65	378,620.01	285,411.34	269,007.62	247,933.84	231,323.63	415,645.89	590,087.10	266,135.87	214,879.76	325,631.63
F16	Precinct No 1	7,756.37	268,572.55	241,992.22	241,285.37	245,176.66	314,264.01	419,950.01	310,192.73	159,578.97	288,106.85	214,159.86	146,948.45
F17	Precinct No 2	233,171.25	267,713.97	250,708.69	263,049.77	258,790.65	290,025.28	437,336.83	225,655.61	238,217.17	214,371.88	129,291.12	143,620.74
F18	Precinct No 3	141,866.31	268,676.90	143,588.42	266,091.82	255,513.57	302,798.14	356,974.50	189,553.20	94,153.92	261,697.98	131,482.78	89,710.29
F19	Precinct No 4	145,705.05	269,015.94	228,968.64	296,509.28	242,510.97	296,473.77	334,265.94	297,466.40	205,119.63	294,441.60	144,424.27	87,076.99
	Road & Bridge Sub-Totals	2,467,746.46	1,415,822.01	1,243,877.98	1,352,347.58	1,270,999.47	1,451,495.04	1,779,850.91	1,438,513.83	1,287,156.79	1,324,754.18	834,237.79	792,988.10
Sub-Totals													
General and Road & Bridge Maintenance & Operating		17,636,692.61	11,841,794.67	10,671,669.71	9,282,315.45	7,653,409.91	8,551,072.54	9,837,992.33	10,700,777.24	10,144,452.78	9,196,247.19	7,225,289.18	5,557,559.80

**FY2015-2016
GILLESPIE COUNTY, TEXAS
STATEMENT OF
Fund Cash/ Investment Balances of All County Funds Managed By County Treasurer**

FUND DESCRIPTION ACTIVE FUNDS		FY2016	FY2015	FY2014	FY2013	FY2012	FY2011	FY2010	FY2009	FY2008	FY2007	FY2006	FY2005
		As of 04.30.2016	As Of Fiscal Year Ending Date										
SPECIAL REVENUE													
F20	Law Library	6,477.19	7,760.46	13,480.79	22,378.86	28,338.91	39,192.23	43,400.98	41,852.55	42,419.59	40,079.68	36,066.66	31,284.42
F21	Lateral Road Precinct Depts									31,328.62	18,897.94	0.00	12,377.05
	Precinct No 1	13,291.39	6,633.18	0.00	0.00	0.00	0.00	0.00	0.00				
	Precinct No 2	6,658.22	0.00	0.00	0.00	0.00	0.00	0.00	0.00				
	Precinct No 3	6,658.22	0.00	0.00	0.00	0.00	0.00	0.00	0.00				
	Precinct No 4	6,658.22	0.00	0.00	0.00	0.00	0.00	0.00	0.00				
F24	Probate Training	30,957.30	29,772.98	26,340.90	23,622.04	19,141.40	16,237.87	12,211.95	9,105.91	5,897.08	3,645.71	3,765.83	3,195.83
F25	Court Reporter Service	2,804.36	467.33	236.68	2,457.15	772.43	531.72	3,586.72	3,925.99	4,749.95	4,047.90	5,121.28	5,477.58
F28	County Records Mgt	65,165.84	91,506.18	83,503.81	75,768.96	68,085.54	60,798.05	85,746.02	83,499.27	78,601.53	67,393.03	58,717.22	51,017.76
F29	County Clerk Rcds Mgt	128,665.03	103,515.09	86,517.49	60,025.77	49,201.97	50,654.52	68,198.97	73,472.48	70,443.27	82,242.00	72,150.57	72,669.38
F30	Sheriff Forfeiture	51,513.08	37,627.93	15,712.92	15,899.44	11,441.71	7,858.55	9,611.45	9,686.21	7,929.49	7,672.56	7,249.58	5,649.05
F97	Sheriff Abandoned Vehicle	1,203.68	1,201.61	1,199.37	1,197.57	1,195.50	1,193.43	1,191.12	1,188.59				
F31	Justice Court Bldg Security	30,883.24	29,522.59	27,149.25	24,171.38	21,074.90	18,274.01	14,515.70	10,916.77	7,584.19	4,002.12	1,179.63	
F32	Courthouse Security	369.23	2,097.39	12,630.03	44,053.70	71,743.76	102,026.09	130,994.24	144,526.10	135,480.79	121,098.83	107,026.56	97,568.68
F34	Distist Clerk Records Mgmt	8,140.94	7,114.22	5,630.28	5,335.50	3,698.05	5,990.38	4,439.59	2,786.99	1,052.78	1,379.12	3,360.24	2,440.00
F35	County & District Courts Technology	18,849.09	16,756.67	13,523.64	11,667.87	8,337.60	5,132.39	1,816.93					
F36	Occupacy Tax	408,229.32	538,177.10	447,100.78	390,614.91	338,673.95	308,813.75	320,237.64	317,065.36	247,888.90	119,121.10	0.00	
F37	Pretrial Intervention	124,525.71	123,025.71	123,025.71	122,525.71	114,790.71	66,662.71	28,926.64	13,800.00	7,300.00			
F51	Justice Court Technology	117,761.80	112,119.89	102,554.58	90,599.26	78,070.58	74,024.21	58,891.29	45,290.75	33,688.80	21,166.16	9,714.42	4,805.84
F72	Airport Operating	1,059,862.22	1,037,772.61	598,769.47	573,788.08	89,165.48	23,728.30	11,341.82	73,880.94	31,324.65	16,738.96	39,251.50	24,529.76
F78	LEOSE-Sheriff	8,069.91	4,028.28	2,058.58	0.00	1,126.08	4,026.08	2,976.21	7,014.12	5,446.60	4,467.33	3,818.12	2,074.71
F79	LEOSE-Constable 1	8,702.83	8,038.15	7,379.00	6,728.73	6,728.73	6,748.73	6,086.06	5,498.36	4,837.67	4,167.79	3,560.06	2,890.67
F82	LEOSE-Constable 2	6,649.16	5,984.48	6,105.88	5,455.61	5,455.61	5,455.61	5,537.84	5,421.92	4,761.23	4,091.35	3,785.87	3,116.48
F81	Tax Assessor M V I	106.75	106.75	106.75	106.75	106.75	95.92	73.66	73.66	0.00	2,290.79	2,178.41	1,833.73
F40	Sheriff Equitable Sharing	1,204.14	1,202.07	1,200.17									
	Sub-Totals												
	Special Revenue	2,113,406.87	2,164,430.67	1,574,226.08	1,476,397.29	917,149.66	797,444.55	809,784.83	849,005.97	720,735.14	522,502.37	356,945.95	320,930.94

FY2015-2016
GILLESPIE COUNTY, TEXAS
STATEMENT OF
Fund Cash/ Investment Balances of All County Funds Managed By County Treasurer

FUND DESCRIPTION ACTIVE FUNDS	FY2016	FY2015	FY2014	FY2013	FY2012	FY2011	FY2010	FY2009	FY2008	FY2007	FY2006	FY2005
----------------------------------	--------	--------	--------	--------	--------	--------	--------	--------	--------	--------	--------	--------

As of 04.30.2016

As Of Fiscal Year Ending Date

SPECIAL REVENUE ... GRANTS

F11	Grants ... General - Energy Efficiency	0.00	0.00	0.00	0.00	0.00	38.98						
F11	Grants ... Law Enforcement, Emergency Services P25 Compliant Radio	0.00	0.00	75,248.14	(78,346.14)	0.00							
F54	PML...Loan Star Grant	258.39	258.39	258.39	258.39	258.39	258.39	254.04	345.29	522.91	293.50	65.12	28.36
F54	PML...PAC-HUG Grant	211.40	211.40	211.40	211.40	211.40	211.40	211.40	211.06	209.40	6,634.72	6,307.45	
F71	Airport Capital Project Grant	15.18	15.18	15.18	11,795.25								
	Sub-Totals												
	Special Revenue ... Grants	484.97	484.97	75,733.11	(66,081.10)	469.79	508.77	465.44	556.35	732.31	6,928.22	6,372.57	28.36

**CERTIFICATES OF OBLIGATION BONDS and GENERAL OBLIGATION BONDS
Operating Accounts**

F61	GOB Series 2013 ... Jail Project	375,216.82	491,873.19	5,249,856.00	13,952,401.46								
	Sub-Totals												
	COB ... GOB Operating	375,216.82	491,873.19	5,249,856.00	13,952,401.46	0.00	0.00	0.00	0.00	0.00	0.00	0.00	0.00

**CERTIFICATES OF OBLIGATION BONDS and GENERAL OBLIGATION BONDS
Interest & Sinking Accounts**

F62	GOB Series 2013 ... Interest & Sinking	560,634.77	176,091.44	186,733.10	33,431.94								
F53	COB Series 2001 / GOB Refunding Series 2013 ... Interest & Sinking	64,184.27	22,393.57	30,914.07	37,851.74	30,199.42	28,061.84	2,624.28	8,069.04	82,110.37	95,558.09	31,073.48	23,260.33
	Sub-Totals												
	COB ... GOB I&S	624,819.04	198,485.01	217,647.17	71,283.68	30,199.42	28,061.84	2,624.28	8,069.04	82,110.37	95,558.09	31,073.48	23,260.33

FY2015-2016
GILLESPIE COUNTY, TEXAS
STATEMENT OF
Fund Cash/ Investment Balances of All County Funds Managed By County Treasurer

FUND DESCRIPTION ACTIVE FUNDS	FY2016	FY2015	FY2014	FY2013	FY2012	FY2011	FY2010	FY2009	FY2008	FY2007	FY2006	FY2005
----------------------------------	--------	--------	--------	--------	--------	--------	--------	--------	--------	--------	--------	--------

As of 04.30.2016

As Of Fiscal Year Ending Date

TRUST and AGENCY													
F22	Criminal Justice	1,329.00	54,332.95	56,439.35	62,059.07	51,843.04	61,241.11	72,063.98	65,435.27	86,647.15	71,204.17	56,514.01	47,492.20
F27	Waste Water	200.00	650.00	610.00	500.00	660.00	450.00	630.00	590.00	910.00	300.00	2,500.00	1,090.00
F80	County Attorney Hot Check	10,324.65	11,784.05	11,142.69	17,676.23	21,388.16	14,191.24	6,555.71	23,288.36	13,177.74	8,791.79	9,641.14	9,240.53
F89	McDermott (PML)	138,961.44	138,721.86	144,339.67	145,002.86	144,748.09	155,460.28	157,606.59	157,267.26	155,991.94	150,937.08	143,185.65	138,423.71
F92	Breiten (PML)	206,809.40	207,231.35	213,777.98	232,518.32	242,104.78	263,175.02	295,903.52	295,266.14	292,871.78	283,381.35	374,330.42	416,034.73
F85	Justice Peace No 1	34,749.57	39,391.40	36,196.17	38,870.87	32,802.78	31,544.44	42,704.30	27,861.46	32,606.50	31,714.74	31,364.72	20,388.07
F86	Justice Peace No 2	20,627.19	16,066.07	25,655.83	23,579.31	23,495.92	25,400.31	30,650.37	26,998.27	29,161.96	34,657.77	22,634.54	22,782.46
F83	Appellate Judicial	209.87	777.34	703.81	1,315.45	1,354.03	1,180.92	1,181.94	1,075.75	1,547.53	1,154.53	1,161.47	819.50
F84	Alternative Dispute	699.69	2,195.50	720.00	1,796.86	1,493.98	2,087.71	1,840.22	1,664.85	1,697.66	2,052.55	2,024.68	6,530.00
F90	Unclaimed Monies	54,211.45	54,211.45	55,949.27	50,746.77	48,698.94	47,544.20	47,757.66	46,394.14	43,344.41	36,840.41	5,213.28	4,961.20
F94	County Clerk Operating	51,652.99	42,645.44	43,947.02	33,039.61	38,409.66	32,375.08	41,376.98					
F95	District Clerk Operating	41,534.48	71,669.36	86,979.66	41,113.16	41,651.53	48,532.38	47,975.16					
Sub-Totals Trust & Agency		561,309.73	639,676.77	676,461.45	648,218.51	648,650.91	683,182.69	746,246.43	645,841.50	657,956.67	621,034.39	648,569.91	667,762.40

TOTALS ALL ACTIVE FUNDS	21,311,930.04	15,336,745.28	18,465,593.52	25,364,535.29	9,249,879.69	10,060,270.39	11,397,113.31	12,204,250.10	11,605,987.27	10,442,270.26	8,268,251.09	6,569,541.83
	FY2016 As of 04.30.2016	FY2015	FY2014	FY2013	FY2012	FY2011	FY2010	FY2009	FY2008	FY2007	FY2006	FY2005

FY2015-2016
GILLESPIE COUNTY, TEXAS
STATEMENT OF
Fund Cash/ Investment Balances of All County Funds Managed By County Treasurer

FUND DESCRIPTION INACTIVE FUNDS	FY2016	FY2015	FY2014	FY2013	FY2012	FY2011	FY2010	FY2009	FY2008	FY2007	FY2006	FY2005
------------------------------------	--------	--------	--------	--------	--------	--------	--------	--------	--------	--------	--------	--------

As of 04.30.2016

As Of Fiscal Year Ending Date

INACTIVE FUNDS													
F99	Light Up The Block	0.00	3.48	3.48	3.48	3.48	3.48	73.05	90.54	47.76	0.00	0.00	
F87	Flora Eckert				0.00	0.00	2,633.35	4,511.42	6,484.28	6,274.17	5,951.99	5,682.06	
F49	Homeland Security (2)					0.00	0.00	0.00	0.00	0.00	0.00	0.00	
F50	Homeland Security					0.00	0.00	0.00	0.00	0.00	100.00	0.00	
F88	Krikorian					0.00	0.00	28,000.00	26,700.71	25,835.51	25,117.93	24,942.10	
F38	Intoxication/Drug Court					0.00	0.00	0.00	869.40				
F33	Graffiti Eradication					0.00	0.00	0.00	0.00	0.00	0.00	0.00	
F52	COB Series 2001					0.00	0.00	0.00	0.00	0.00	0.00	0.00	
F--	County Court Records Archive...							0.00	0.00	0.00	0.00	0.00	
F55	TIF Grant												
F56	1997 TCHCA-Fbg												
F74	Airport Economic												
F60	Post Office Certificates												
F26	Historical Commission												
F57	Harper-1996TCDP												
F58	Stonewall Grant #2												
F59	Stonewall Grant #1												
F91	DWI Educational												
F73	Airport Master												
F14	Internal Inventory												
TOTALS ALL INACTIVE FUNDS		0.00	0.00	0.00	0.00	0.00	0.00	2,633.35	32,511.42	34,054.39	32,109.68	31,169.92	30,624.16

TOTALS ALL FUNDS	21,311,930.04	15,336,745.28	18,465,593.52	25,364,535.29	9,249,879.69	10,060,270.39	11,399,746.66	12,236,761.52	11,640,041.66	10,474,379.94	8,299,421.01	6,600,165.99
	FY2016	FY2015	FY2014	FY2013	FY2012	FY2011	FY2010	FY2009	FY2008	FY2007	FY2006	FY2005
	As of 04.30.2016						As Of Fiscal Year Ending Date					

**GILLESPIE COUNTY, TEXAS
STATEMENT OF
Maintenance & Operating Accounts**

	FY2016 as of 04.30.2016	FY2015	FY2014	FY2013	FY2012	FY2011	FY2010	FY2009	FY2008	FY2007	FY2006	FY2005	FY2004
	As Of Fiscal Year Ending Date												
GENERAL and ROAD & BRIDGE Maintenance & Operating	Revenues Inclusive Interfund Allocations												
General M&O													
F10 General Fund	12,687,716.63	14,328,862.53	12,755,375.08	12,660,309.58	10,657,906.95	10,270,640.00	10,012,774.28	10,028,550.21	9,924,012.18	9,490,558.36	8,835,351.86	7,552,137.53	6,694,818.95
General Fund Over/(Under) Prior Period	(1,641,145.90)	1,573,487.45	95,065.50	2,002,402.63	387,266.95	257,865.72	(15,775.93)	104,538.03	433,453.82	655,206.50	1,283,214.33	857,318.58	
General Fund Cumulative Change for Periods Shown	5,992,897.68	7,634,043.58	6,060,556.13	5,965,490.63	3,963,088.00	3,575,821.05	3,317,955.33	3,333,731.26	3,229,193.23	2,795,739.41	2,140,532.91	857,318.58	
Road & Bridge M&O													
F15 County Wide	2,412,097.40	2,505,423.71	2,340,392.13	2,406,186.26	2,332,689.79	2,238,480.99	2,655,743.60	2,455,013.90	2,407,977.22	1,729,457.34	1,503,999.95	1,460,739.18	1,803,469.90
F16 Precinct No 1	175,995.74	553,250.36	562,311.15	535,823.96	495,287.80	435,659.70	744,672.18	777,666.49	466,454.42	389,503.85	464,726.41	353,441.58	363,007.70
F17 Precinct No 2	144,424.24	501,916.42	470,090.32	458,483.76	393,971.07	360,599.55	696,129.62	488,100.77	437,920.95	414,722.93	340,778.11	382,243.78	249,193.16
F18 Precinct No 3	181,799.22	835,249.40	653,606.04	774,237.93	893,200.46	815,249.25	827,083.23	773,976.99	580,570.58	415,908.20	451,128.21	381,907.46	446,687.99
F19 Precinct No 4	<u>167,454.40</u>	<u>518,659.61</u>	<u>444,169.11</u>	<u>503,497.57</u>	<u>395,510.13</u>	<u>490,546.26</u>	<u>554,193.35</u>	<u>558,733.58</u>	<u>486,036.38</u>	<u>388,009.34</u>	<u>303,825.82</u>	<u>350,971.44</u>	<u>248,722.06</u>
Sub-Total R&B	3,081,771.00	4,914,499.50	4,470,568.75	4,678,229.48	4,510,659.25	4,340,535.75	5,477,821.98	5,053,491.73	4,378,959.55	3,337,601.66	3,064,458.50	2,929,303.44	3,111,080.81
Road & Bridge Over/(Under) Prior Period	(1,832,728.50)	443,930.75	(207,660.73)	167,570.23	170,123.50	(1,137,286.23)	424,330.25	674,532.18	1,041,357.89	273,143.16	135,155.06	(181,777.37)	
Road & Bridge Cumulative Change for Periods Shown	(29,309.81)	1,803,418.69	1,359,487.94	1,567,148.67	1,399,578.44	1,229,454.94	2,366,741.17	1,942,410.92	1,267,878.74	226,520.85	(46,622.31)	(181,777.37)	
Overall Totals													
General / Road & Bridge M&O	15,769,487.63	19,243,362.03	17,225,943.83	17,338,539.06	15,168,566.20	14,611,175.75	15,490,596.26	15,082,041.94	14,302,971.73	12,828,160.02	11,899,810.36	10,481,440.97	9,805,899.76
Overall Over/(Under) Prior Period	(3,473,874.40)	2,017,418.20	(112,595.23)	2,169,972.86	557,390.45	(879,420.51)	408,554.32	779,070.21	1,474,811.71	928,349.66	1,418,369.39	675,541.21	
Overall Cumulative Change for Periods Shown	5,963,587.87	9,437,462.27	7,420,044.07	7,532,639.30	5,362,666.44	4,805,275.99	5,684,696.50	5,276,142.18	4,497,071.97	3,022,260.26	2,093,910.60	675,541.21	

GILLESPIE COUNTY, TEXAS
STATEMENT OF
Maintenance & Operating Accounts

	FY2016 as of 04.30.2016	FY2015	FY2014	FY2013	FY2012	FY2011	FY2010	FY2009	FY2008	FY2007	FY2006	FY2005	FY2004
	As Of Fiscal Year Ending Date												
GENERAL and ROAD & BRIDGE Maintenance & Operating	Expenditures Inclusive Interfund Allocations and Adjustments												
General M&O			Includes FY2014 year end adjustment of \$75,248.14 from F11 Grants, Law Enforcement										
F10 General Fund	7,944,743.14	13,330,681.60	11,257,551.22	11,112,752.15	11,375,074.01	11,229,203.92	11,216,896.27	9,623,582.79	8,938,209.20	8,010,116.74	7,208,872.17	7,187,414.03	6,314,580.06
General Fund Over/(Under) Prior Period	(5,385,938.46)	2,073,130.38	144,799.07	(262,321.86)	145,870.09	12,307.65	1,593,313.48	685,373.59	928,092.46	801,244.57	21,458.14	872,833.97	
General Fund Cumulative Change for Periods Shown	1,630,163.08	7,016,101.54	4,942,971.16	4,798,172.09	5,060,493.95	4,914,623.86	4,902,316.21	3,309,002.73	2,623,629.14	1,695,536.68	894,292.11	872,833.97	
Road & Bridge M&O													
F15 County Wide	814,692.57	2,542,201.07	2,247,183.46	2,389,782.54	2,311,616.01	2,221,870.78	2,840,065.86	2,629,455.11	2,084,025.99	1,678,201.23	1,614,751.82	1,644,613.21	1,436,802.68
F16 Precinct No 1	436,811.92	526,670.03	561,604.30	539,715.25	564,375.15	541,345.70	634,914.90	627,052.73	594,982.30	315,556.86	397,515.00	365,672.92	340,012.45
F17 Precinct No 2	178,966.96	484,911.14	482,431.40	454,224.64	425,205.70	507,911.10	484,448.40	500,662.33	414,075.66	329,642.17	355,107.73	325,596.47	313,286.90
F18 Precinct No 3	308,609.81	710,160.92	776,109.44	763,659.68	940,485.03	869,425.61	659,661.93	678,577.71	748,114.64	285,693.00	409,355.72	362,931.51	504,242.39
F19 Precinct No 4	<u>290,765.29</u>	<u>478,612.31</u>	<u>511,709.75</u>	<u>449,499.26</u>	<u>449,472.93</u>	<u>528,338.43</u>	<u>517,393.81</u>	<u>466,386.81</u>	<u>575,358.35</u>	<u>237,992.01</u>	<u>246,478.54</u>	<u>297,748.19</u>	<u>298,140.85</u>
Sub-Total R&B	2,029,846.55	4,742,555.47	4,579,038.35	4,596,881.37	4,691,154.82	4,668,891.62	5,136,484.90	4,902,134.69	4,416,556.94	2,847,085.27	3,023,208.81	2,996,562.30	2,892,485.27
Road & Bridge Over/(Under) Prior Period	(2,712,708.92)	163,517.12	(17,843.02)	(94,273.45)	22,263.20	(467,593.28)	234,350.21	485,577.75	1,569,471.67	(176,123.54)	26,646.51	104,077.03	
Road & Bridge Cumulative Change for Periods Shown	(862,638.72)	1,850,070.20	1,686,553.08	1,704,396.10	1,798,669.55	1,776,406.35	2,243,999.63	2,009,649.42	1,524,071.67	(45,400.00)	130,723.54	104,077.03	
Overall Totals General / Road & Bridge M&O	9,974,589.69	18,073,237.07	15,836,589.57	15,709,633.52	16,066,228.83	15,898,095.54	16,353,381.17	14,525,717.48	13,354,766.14	10,857,202.01	10,232,080.98	10,183,976.33	9,207,065.33
Overall Over/(Under) Prior Period	(8,098,647.38)	2,363,603.55	126,956.05	(356,595.31)	168,133.29	(455,285.63)	1,827,663.69	1,170,951.34	2,497,564.13	625,121.03	48,104.65	976,911.00	
Overall Cumulative Change for Periods Shown	767,524.36	8,866,171.74	6,629,524.24	6,502,568.19	6,859,163.50	6,691,030.21	7,146,315.84	5,318,652.15	4,147,700.81	1,650,136.68	1,025,015.65	976,911.00	

GILLESPIE COUNTY, TEXAS
STATEMENT OF
Maintenance & Operating Accounts

	FY2016	FY2015	FY2014	FY2013	FY2012	FY2011	FY2010	FY2009	FY2008	FY2007	FY2006	FY2005	FY2004
as of	04.30.2016												
As Of Fiscal Year Ending Date													
GENERAL and ROAD & BRIDGE Maintenance & Operating													
F10 General Fund	4,742,973.49	998,180.93	1,497,823.86	1,547,557.43	(717,167.06)	(958,563.92)	(1,204,121.99)	404,967.42	985,802.98	1,480,441.62	1,626,479.69	364,723.50	380,238.89
General Fund	3,744,792.56	(499,642.93)	2,264,724.49	241,398.86	245,558.07	(1,609,089.41)	(580,835.56)	(494,638.64)	(146,038.07)	1,261,756.19	(15,515.39)		
Over/(Under) Prior Period													
General Fund	617,942.04	1,117,944.97	1,167,318.54	(1,097,405.95)	(1,338,802.81)	(1,584,360.88)	24,728.53	605,564.09	1,100,202.73	1,246,240.80	(15,515.39)		
Cumulative Change for Periods Shown													
F15 County Wide	1,597,404.83	(36,777.36)	93,208.67	16,403.72	21,073.78	(184,322.26)	(174,441.21)	323,951.23	51,256.11	(110,751.87)	(183,874.03)	366,667.22	
F16 Precinct No 1	(260,816.18)	706.85	26,580.33	(3,891.29)	(69,087.35)	(105,686.00)	109,757.28	150,613.76	(128,527.88)	73,946.99	67,211.41	(12,231.34)	22,995.25
F17 Precinct No 2	(34,542.72)	17,005.28	(12,341.08)	4,259.12	(31,234.63)	(147,311.55)	211,681.22	(12,561.56)	23,845.29	(14,329.62)	56,647.31	(64,093.74)	
F18 Precinct No 3	(126,810.59)	125,088.48	(122,503.40)	10,578.25	(47,284.57)	(54,176.36)	167,421.30	95,399.28	(167,544.06)	41,772.49	18,975.95	(57,554.40)	
F19 Precinct No 4	(123,310.89)	40,047.30	(67,540.64)	53,998.31	(53,962.80)	(37,792.17)	36,799.54	92,346.77	(89,321.97)	150,017.33	57,347.28	53,223.25	(49,418.79)
Sub-Total R&B	1,051,924.45	171,944.03	(108,469.60)	81,348.11	(180,495.57)	(328,355.87)	341,337.08	151,357.04	(37,597.39)	490,516.39	41,249.69	(67,258.86)	218,595.54
Road & Bridge M&O	879,980.42	280,413.63	(189,817.71)	261,843.68	147,860.30	(669,692.95)	189,980.04	188,954.43	(528,113.78)	449,266.70	108,508.55	(285,854.40)	
Road & Bridge Over/(Under) Prior Period													
Road & Bridge	833,328.91	(46,651.51)	(327,065.14)	(137,247.43)	(399,091.11)	(546,951.41)	122,741.54	(67,238.50)	(256,192.93)	271,920.85	(177,345.85)	(285,854.40)	
Cumulative Change for Periods Shown													
Overall Totals General / Road & Bridge M&O	5,794,897.94	1,170,124.96	1,389,354.26	1,628,905.54	(897,662.63)	(1,286,919.79)	(862,784.91)	556,324.46	948,205.59	1,970,958.01	1,667,729.38	297,464.64	598,834.43
Overall Over/(Under) Prior Period													
Overall	4,624,772.98	(219,229.30)	(239,551.28)	2,526,568.17	389,257.16	(424,134.88)	(1,419,109.37)	(391,881.13)	(1,022,752.42)	303,228.63	1,370,264.74	(301,369.79)	(301,369.79)
Cumulative Change for Periods Shown													
Overall	5,196,063.51	571,290.53	790,519.83	1,030,071.11	(1,496,497.06)	(1,885,754.22)	(1,461,619.34)	(42,509.97)	349,371.16	1,372,123.58	1,068,894.95	(301,369.79)	(301,369.79)

GILLESPIE COUNTY, TEXAS
STATEMENT OF
Fund Cash/Investment Balances of County Funds
Managed by County Treasurer

Reporting Period for Maintenance & Operating, COB/GOB Operating & I&S, Special Revenue, Special Revenue..Grants, Trust and Agency	FY2016	FY2015	FY2014	FY2013	FY2012	FY2011	FY2010	FY2009	FY2008	FY2007	FY2006	FY2005	FY2004	FY2003	FY2002	FY2001
October	14,616,600.12	17,978,164.94	25,230,555.83	8,816,582.93	9,537,288.92	10,782,786.00	11,614,108.61	10,952,885.50	9,958,440.67	7,952,494.30	6,412,175.43	5,710,864.59	5,339,657.00	5,562,776.43	5,033,726.92	4,347,101.24
November	14,967,969.47	17,265,750.38	24,953,535.22	8,890,316.88	9,228,798.73	10,570,060.92	11,537,538.96	10,498,889.31	10,152,409.10	8,025,261.13	6,492,254.19	5,815,771.82	5,220,602.83	5,513,508.58	4,915,333.89	4,073,098.62
December	17,966,511.65	18,099,680.09	26,637,026.05	11,373,696.92	10,169,466.12	11,532,479.69	12,910,952.83	11,682,933.59	10,684,794.29	8,972,555.93	7,597,535.16	6,569,101.79	5,773,095.57	6,725,293.46	5,464,922.96	4,553,826.12
January	21,039,628.80	21,177,485.65	28,516,107.73	13,685,971.08	13,393,446.13	14,318,444.26	15,498,047.87	14,366,261.90	13,481,253.20	11,165,036.24	9,488,659.54	8,523,475.25	7,456,134.19	7,390,382.57	6,921,671.85	5,917,064.54
February	22,828,117.19	22,683,610.22	29,162,422.51	14,892,438.88	14,337,413.69	15,203,602.68	15,956,038.21	15,735,998.80	14,555,820.37	12,335,852.17	10,433,012.87	9,341,225.17	8,739,837.04	8,067,857.08	7,169,069.03	6,421,291.43
March	22,133,022.22	21,915,869.23	28,011,622.33	14,353,262.89	13,961,224.66	14,605,425.43	15,787,975.99	15,568,191.69	14,421,603.69	12,279,235.33	10,316,847.09	9,342,261.49	8,166,505.99	7,877,519.02	6,846,516.10	6,255,513.63
April	21,311,930.04	19,863,672.60	26,965,965.28	14,036,410.76	13,204,240.38	14,182,107.24	14,911,731.87	15,332,630.30	14,171,385.04	12,168,084.51	10,225,221.29	9,153,636.99	7,706,537.20	7,632,850.74	6,879,522.09	6,165,584.41
May		19,534,757.94	25,202,625.86	13,381,534.31	12,853,474.81	13,180,018.23	14,443,624.89	14,826,308.29	13,675,832.00	11,856,634.81	10,019,168.98	9,181,379.67	7,645,857.66	7,396,585.22	6,758,604.54	5,872,305.69
June		18,530,454.23	23,610,769.72	27,806,922.21	11,927,636.15	12,450,284.14	13,583,948.59	14,202,648.08	13,175,542.95	11,508,032.29	9,433,093.74	8,832,285.06	7,186,622.71	7,107,557.40	6,426,986.33	5,398,788.82
July		17,462,407.18	21,673,344.14	26,973,808.70	11,234,719.43	11,652,419.87	13,105,834.49	13,620,954.46	12,336,729.42	11,412,064.22	9,030,022.51	8,376,255.12	6,807,050.38	6,620,898.14	6,217,837.20	4,751,943.98
August		16,349,354.15	19,928,413.83	25,790,313.41	10,192,069.49	11,033,361.48	12,483,092.82	12,578,256.55	11,932,892.72	10,883,175.64	8,667,571.59	7,898,769.17	6,509,004.74	5,964,701.17	5,922,921.90	4,309,221.50
September		15,336,745.28	18,465,597.00	25,364,538.77	9,249,883.17	10,060,273.87	11,399,750.14	12,236,834.57	11,640,132.20	10,474,427.70	8,299,421.01	6,600,165.99	5,886,940.47	5,731,396.90	5,654,746.62	4,084,176.41
					GOB Series 2013, Jail Construction Project, bond funding accounted for sudden increase in balance . LL											
FY Monthly Average	19,266,254.21	18,849,829.32	24,863,165.46	17,113,816.48	11,607,473.47	12,464,271.98	13,602,720.44	13,466,899.42	12,515,569.64	10,752,737.86	8,867,915.28	7,945,432.68	6,869,820.48	6,799,277.23	6,184,321.62	5,179,159.70
Current Reported Month and Fiscal Year To Date																
Over / (Under)																
Same Month Prior Year	1,448,257.44															
Prior Fiscal Year End	5,975,184.76	(3,128,851.72)	(6,898,941.77)	16,114,655.60	(810,390.70)	(1,339,476.27)	(837,084.43)	596,702.37	1,165,704.50	2,175,006.69	1,699,255.02	713,225.52	155,543.57	76,650.28	1,570,570.21	(491,056.48)

GILLESPIE COUNTY, TEXAS
STATEMENT OF
Fund Cash/Investment Balances of County Funds
Managed by County Treasurer

FY2000	FY1999	FY1998	FY1997	FY1996	FY1995	FY1994	FY1993	FY1992	FY1991	F1990	FY1989	FY1988	FY1987	FY1986	FY1985	Monthly Average All Years	Reporting Period for Maintenance & Operating, COB/GOB Operating & I.S., Special Revenue, Grants, Trust and Agency
4,138,349.94	2,865,048.51	2,322,043.99	1,853,442.32	1,554,442.32	1,568,633.68	1,577,992.97	1,738,021.70	1,766,907.01	1,656,979.55	1,479,994.82	1,489,873.32	773,740.58	785,053.51	551,992.07	792,093.37	5,852,025.60	October
3,944,234.24	2,805,697.13	2,287,658.80	1,738,403.49	1,588,939.20	2,054,228.71	1,872,272.98	1,664,926.42	1,867,311.17	1,738,597.34	1,603,024.84	1,422,802.33	793,137.76	666,242.80	454,761.58	623,030.66	5,790,230.30	November
4,285,123.56	3,467,225.42	2,370,460.19	2,015,412.36	1,553,702.23	2,102,455.14	2,004,156.61	1,927,643.72	2,009,086.57	2,071,100.64	1,749,440.24	1,522,220.64	794,004.97	638,401.65	515,396.75	592,516.53	6,447,881.86	December
5,211,901.34	4,747,606.42	3,294,281.32	2,843,260.54	2,472,762.49	2,546,555.58	2,422,956.29	2,234,617.11	2,447,087.69	2,241,349.45	2,187,618.39	1,866,694.05	1,176,726.03	895,393.31	987,264.23	911,641.21	7,838,962.07	January
5,911,367.71	5,322,878.29	3,993,869.93	3,407,005.87	2,960,651.56	2,960,114.57	2,766,604.82	2,577,390.38	2,873,613.36	2,643,751.97	2,515,707.05	2,279,290.31	1,697,770.08	1,530,430.47	1,707,926.04	1,288,936.99	8,572,528.65	February
5,804,576.79	5,275,473.40	3,867,713.74	3,383,796.71	2,916,434.18	2,701,020.25	2,817,055.25	2,446,335.40	2,811,958.62	2,589,532.80	2,424,636.02	2,300,423.71	1,879,466.93	1,572,385.72	1,654,964.77	1,261,995.19	8,360,980.23	March
5,611,303.40	5,147,026.03	3,856,248.10	3,370,510.51	2,844,956.24	2,603,667.16	2,814,731.50	2,446,985.20	2,846,044.26	2,647,946.48	2,446,382.46	2,354,485.13	1,884,438.19	1,647,314.57	1,771,308.72	1,360,124.93	8,111,405.11	April
5,597,496.54	5,145,729.29	3,729,564.69	3,275,787.89	2,651,158.09	2,420,785.62	2,795,038.54	2,614,500.86	2,664,830.17	2,595,985.23	2,402,307.66	2,282,817.61	1,897,795.66	1,472,593.18	1,691,409.95	1,210,356.42	7,428,286.17	May
5,229,130.33	4,895,201.25	3,531,314.01	2,987,283.92	2,535,222.99	2,084,641.35	2,566,555.11	2,371,095.71	2,474,786.80	2,436,392.72	2,319,796.07	2,217,931.41	1,815,598.58	1,439,656.15	1,651,635.17	1,129,347.73	7,512,521.35	June
5,019,100.05	4,695,468.93	3,445,413.11	2,962,321.73	2,375,375.37	2,030,459.33	2,324,665.35	2,086,490.66	2,166,748.69	2,373,369.73	2,247,875.53	2,067,556.08	1,770,363.23	1,314,952.63	1,548,746.47	998,709.28	7,119,480.82	July
4,875,181.07	4,503,722.39	3,369,985.66	2,786,747.61	2,218,481.28	1,819,617.83	2,263,605.13	2,029,973.96	2,078,961.54	2,158,156.49	1,995,691.66	1,960,450.56	1,733,930.99	1,181,205.11	1,466,150.88	824,646.71	6,700,150.02	August
4,575,232.89	4,394,094.37	3,208,449.92	2,590,681.05	2,098,133.77	1,584,937.70	2,069,733.13	1,872,419.95	1,917,213.24	2,014,947.50	1,766,243.49	1,643,269.78	1,541,576.26	770,951.77	839,823.87	671,522.07	6,259,492.29	September
5,015,916.49	4,439,764.29	3,273,083.61	2,767,887.83	2,314,189.31	2,239,759.74	2,369,613.97	2,167,531.76	2,327,045.76	2,264,009.24	2,094,893.19	1,951,484.58	1,479,879.11	1,159,548.41	1,240,115.03	972,077.01		
181,138.52	1,185,644.45	617,768.86	492,547.29	513,196.07	(484,795.43)	197,313.18	(44,793.29)	(97,734.26)	248,704.01	122,973.71	101,693.52	770,624.49	(68,872.10)	168,301.80			

NOTE: Rollback election held April 05, 1996 - roll-back passed

GILLESPIE COUNTY, TEXAS
COUNTY SALES TAX ALLOCATION SUMMARY

March 1988 through FY2016

Period Tax Allocation Received	FY1988	FY1989	FY1990	FY1991	FY1992	FY1993	FY1994	FY1995	FY1996	FY1997	FY1998	FY1999	FY2000	FY2001	FY2002	FY2003	FY2004	FY2005
October	22,814.86	20,581.65	33,537.36	38,992.75	41,801.10	40,891.91	82,743.15	58,486.86	52,039.59	54,937.86	50,951.69	65,241.66	66,865.34	75,743.16	81,876.96	77,478.63	82,681.54	
November	43,215.06	44,231.67	43,279.83	50,014.92	55,891.19	64,445.89	64,104.87	61,441.85	62,637.05	66,939.70	74,731.00	69,172.12	86,097.63	88,692.77	87,008.90	94,471.11	103,544.31	
December	24,372.81	27,072.89	27,183.79	32,865.87	49,151.47	46,769.97	48,348.36	49,676.22	60,611.06	60,893.07	70,326.26	85,955.47	70,180.00	82,667.48	77,782.13	84,302.14	87,745.88	
January	23,143.13	28,570.51	34,866.95	33,040.99	47,672.78	61,026.60	58,115.99	55,693.53	56,392.42	60,489.63	58,712.49	79,145.12	77,326.63	85,504.02	80,568.74	80,680.57	92,483.12	
February	55,068.78	55,601.40	56,692.45	64,014.68	85,296.84	86,415.96	79,878.42	75,116.78	82,205.56	94,764.60	105,116.59	99,795.36	104,689.49	112,735.48	104,067.24	115,871.28	121,222.18	
March	10,048.12	19,378.35	22,842.31	27,786.80	30,546.86	42,841.80	37,823.28	44,989.12	49,941.44	54,150.75	58,397.91	72,738.72	61,652.97	77,471.73	65,204.25	71,784.27	85,739.85	
April	13,768.26	18,223.31	22,431.61	26,597.86	52,007.16	42,480.30	69,059.85	45,858.42	50,129.00	45,435.42	58,649.70	66,094.12	69,317.65	72,330.32	62,331.14	70,741.63	65,194.79	
May	37,630.57	41,151.11	44,480.87	46,655.96	31,203.05	66,318.77	57,489.64	64,876.89	62,424.84	71,498.21	91,409.71	96,441.51	93,043.82	94,505.94	93,443.25	102,949.16	112,599.80	
June	24,530.57	24,076.76	27,099.33	31,503.80	41,913.33	48,605.58	44,847.36	48,588.21	58,749.69	61,697.08	72,275.15	70,155.54	79,441.16	92,403.56	87,764.45	89,329.15	105,312.44	
July	20,139.41	24,953.23	27,959.52	34,719.01	43,922.13	49,464.53	49,368.42	50,605.85	54,962.82	57,092.55	64,608.17	59,958.51	76,576.31	87,695.36	89,277.93	82,641.66	94,318.82	
August	46,170.12	46,397.69	50,869.17	50,869.66	58,425.43	73,116.78	67,507.13	69,898.81	59,548.35	72,612.17	94,458.00	98,754.28	91,921.77	118,409.57	90,669.86	95,008.16	113,562.54	120,028.46
September	24,924.05	28,456.24	28,987.84	33,905.34	56,740.88	52,232.41	46,155.60	61,535.89	71,272.01	70,987.09	72,854.10	69,870.60	74,040.54	81,351.52	82,708.52	84,660.29	88,592.39	100,874.13
Total Per Year	177,209.11	371,069.14	406,705.37	447,587.81	531,788.15	654,863.55	679,601.81	714,336.98	742,999.64	814,374.71	870,123.86	947,288.24	996,071.14	1,045,200.46	1,006,093.44	1,072,404.53	1,172,245.33	
Total All Years	177,209.11	548,278.25	954,993.62	1,402,571.43	1,834,359.58	2,599,223.13	3,268,824.94	3,983,161.92	4,699,628.11	5,439,627.75	6,254,002.46	7,124,126.32	8,071,394.59	9,087,465.70	10,112,666.16	11,118,759.90	12,181,164.13	13,363,409.46
\$ Inc / (Dec) Over Prior Year		193,860.03	35,636.23	40,882.44	84,200.34	123,075.40	24,738.26	34,735.17	(870.79)	29,533.45	71,375.07	55,748.15	77,144.38	48,802.90	49,129.32	(39,107.02)	66,311.09	99,840.80
% Inc / (Dec) Over Prior Year		109.40%	9.60%	10.05%	18.81%	23.14%	3.76%	5.11%	-0.12%	4.14%	8.85%	8.87%	5.15%	5.15%	4.93%	-3.74%	6.59%	9.31%
Calendar Year Allocations																		
\$ Inc / (Dec) Over Prior Year	0.00	267,411.64	378,752.42	412,820.54	463,560.47	558,648.27	669,137.56	711,691.42	690,744.53	719,148.96	750,582.57	827,513.03	894,484.16	950,041.96	1,020,031.58	1,044,865.04	1,015,577.33	1,090,124.38
\$ Inc / (Dec) Over Prior Year		267,411.64	111,340.78	34,068.12	50,739.93	95,087.80	110,489.29	42,553.86	(20,946.89)	28,404.43	31,433.61	76,930.46	66,971.13	55,557.80	69,889.62	24,833.46	(29,287.71)	74,547.05

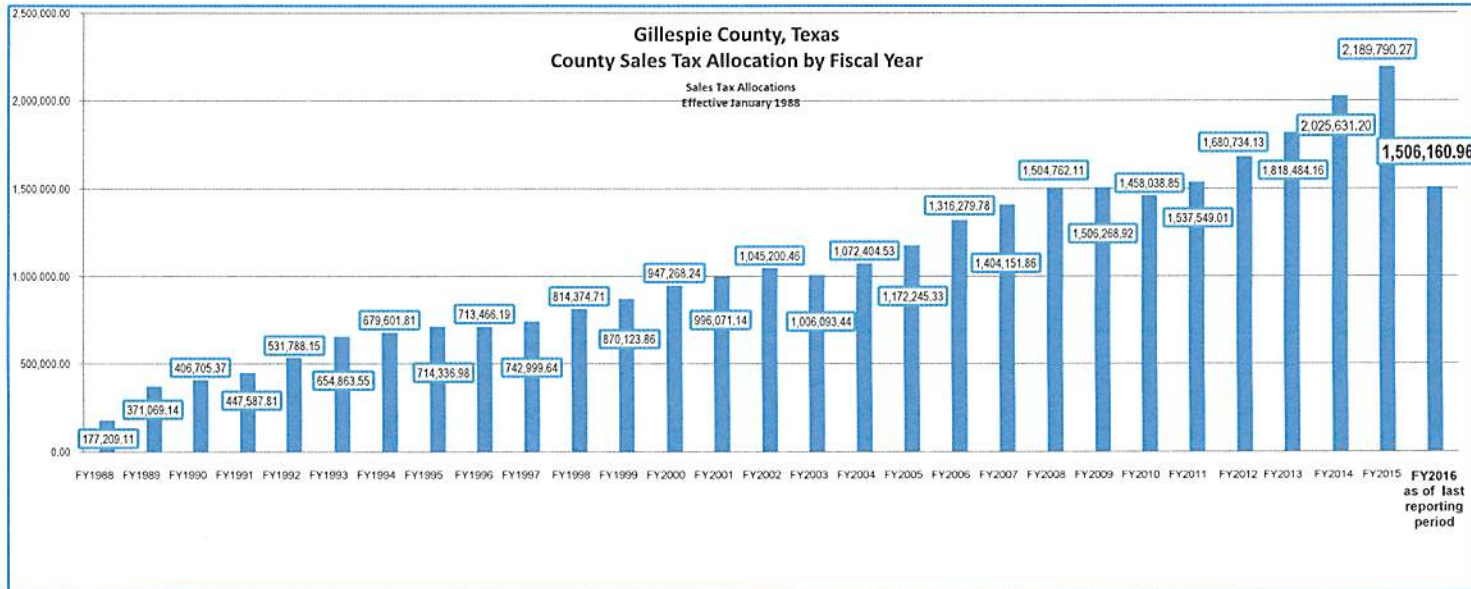
GILLESPIE COUNTY, TEXAS
COUNTY SALES TAX ALLOCATION SUMMARY

March 1988 through FY2016

FY2006	FY2007	FY2008	FY2009	FY2010	FY2011	FY2012	FY2013	FY2014	FY2015	FY2016	Tax Collection Period Covered	Period Tax Allocation Received	Overall Average Per Month	FY2016 Over / (Under) Same Period FY2015	
													Month Of	YTD	
95,196.86	106,167.81	115,258.59	116,217.21	102,116.77	112,243.67	125,892.57	141,081.58	146,138.99	157,617.68	147,646.21	August	October	83,148.00	(9,971.47)	(9,971.47)
110,963.24	122,702.26	130,133.07	134,938.43	123,352.45	139,931.32	131,441.01	134,815.56	165,928.20	184,365.11	192,079.08	September and 3rd Quarter	November	97,519.99	7,713.97	(2,257.50)
100,977.05	106,040.22	118,582.93	120,353.68	121,763.89	122,844.30	127,081.99	144,995.63	158,611.46	185,647.66	184,958.53	October	December	88,427.24	(689.13)	(2,946.63)
107,956.62	116,856.59	121,835.04	124,899.65	114,005.56	129,099.90	135,485.95	156,063.01	159,082.75	173,843.05	175,216.35	November	January	90,278.85	1,373.30	(1,573.33)
137,746.11	151,528.51	158,719.04	156,720.77	152,630.86	164,529.87	171,080.19	193,126.02	202,308.32	223,742.03	254,424.26	December, 4th Quarter, Yearly	February	123,754.29	30,682.23	29,108.90
89,543.91	88,396.24	99,481.19	98,684.79	90,364.94	97,024.18	107,810.68	120,617.71	136,428.71	141,523.60	150,478.20	January	March	72,745.69	8,954.60	38,063.50
87,212.18	92,872.45	104,111.05	99,616.55	93,204.34	92,537.54	118,975.35	134,236.14	146,805.07	146,886.39	161,767.10	February	April	75,287.85	14,880.71	52,944.21
125,621.99	132,335.88	133,405.05	141,709.49	148,772.69	153,252.45	177,882.27	187,322.27	195,085.16	203,013.55	239,591.23	March and 1st Quarter	May	107,419.87	36,577.68	89,521.89
109,484.20	113,117.58	133,410.60	129,041.03	127,995.46	129,743.30	144,969.57	152,170.48	189,564.70	184,387.61		April	June	89,268.28		
112,088.28	119,846.83	122,196.26	117,201.96	116,809.95	125,153.69	140,436.50	154,274.37	165,319.97	187,207.85		May	July	86,252.41		
130,749.36	138,119.40	142,780.87	136,001.87	141,909.04	153,274.75	160,837.54	148,951.30	187,789.04	216,770.81		June and 2nd Quarter	August	105,783.13		
108,739.98	116,168.09	124,848.42	126,883.49	125,112.90	117,914.04	138,870.51	151,120.09	172,568.83	184,784.93		July	September	89,251.45		
NOTATION: Sales tax allocation was reduced by an audit collection of (\$25,072.31) initiated by a Comptroller audit showing a 2012 transaction(s) outside the City of Fredericksburg that incorrectly reported. This also had a large impact upon the State's sales tax revenue. Without audit adjustment, net to County would have been no less than \$173,879(x) - 2013.08.08. LL															
1,316,279.78	1,404,151.86	1,504,762.11	1,506,268.92	1,458,038.85	1,537,549.01	1,680,764.13	1,818,484.16	2,025,631.20	2,189,790.27	1,506,160.96	Total Per Year		1,064,468.92	Annual Average As of Last Full Reporting Year Over / (Under) Last Year (683,629.31)	
14,679,689.24	16,083,841.10	17,588,603.21	19,094,872.13	20,552,910.98	22,090,459.99	23,771,224.12	25,589,708.28	27,615,339.48	29,805,129.75	31,311,290.71	Total All Years			Annual Average As of Last Full Reporting Year \$ Inc / (Dec) 74,540.04	
144,034.45	87,872.08	100,610.25	1,506.81	(48,230.07)	79,510.16	143,215.12	137,720.03	207,147.04	164,159.07	(683,629.31)	\$ Inc / (Dec) Over Prior Year		74,540.04		
12.29%	6.68%	7.17%	0.10%	-3.20%	5.45%	9.31%	8.19%	11.39%	8.10%	-31.22%	% Inc / -Dec Over Prior Year				
CY2005	CY2006	CY2007	CY2008	CY2009	CY2010	CY2011	CY2012	CY2013	CY2014	CY2015					
1,205,410.75	1,344,052.92	1,433,216.16	1,514,296.84	1,479,992.71	1,485,825.03	1,546,945.29	1,717,241.33	1,868,270.04	2,082,583.00	2,186,843.64					
115,286.37	138,642.17	89,163.24	81,080.68	(34,304.13)	5,832.32	61,120.26	170,296.04	151,028.71	214,312.96	104,260.64	\$ Inc / (Dec) Over Prior Calendar Year				

GILLESPIE COUNTY, TEXAS COUNTY SALES TAX ALLOCATION SUMMARY

March 1988 through FY2016



**GILLESPIE COUNTY, TEXAS
REPAYMENT OF ERRONEOUS RECEIPT OF SALES AND USE TAX**

January 1997 Through October 2016

	Year 1 1997	Year 2 1998	Year 3 1999	Year 4 2000	Year 5 2001	Year 6 2002	Year 7 2003	Year 8 2004	Year 9 2005	Year 10 2006	Year 11 2007	Year 12 2008	Year 13 2009	Year 14 2010	Year 15 2011	Year 16 2012	Year 17 2013	Year 18 2014	Year 19 2015	Year 20 2016	
Actual Balance At Year Start	211,870.02	201,276.54	190,683.06	180,089.58	169,496.10	158,902.62	148,309.14	137,715.66	127,122.16	116,528.70	105,935.22	95,341.74	84,748.26	74,154.78	63,561.30	52,967.82	42,374.34	31,780.86	21,187.38	10,593.90	
January	2,648.37	2,648.37	2,648.37	2,648.37	2,648.37	2,648.37	2,648.37	2,648.37	2,648.37	2,648.37	2,648.37	2,648.37	2,648.37	2,648.37	2,648.37	2,648.37	2,648.37	2,648.37	2,648.37	2,648.37	2,648.37
April	2,648.37	2,648.37	2,648.37	2,648.37	2,648.37	2,648.37	2,648.37	2,648.37	2,648.37	2,648.37	2,648.37	2,648.37	2,648.37	2,648.37	2,648.37	2,648.37	2,648.37	2,648.37	2,648.37	2,648.37	2,648.37
July	2,648.37	2,648.37	2,648.37	2,648.37	2,648.37	2,648.37	2,648.37	2,648.37	2,648.37	2,648.37	2,648.37	2,648.37	2,648.37	2,648.37	2,648.37	2,648.37	2,648.37	2,648.37	2,648.37	2,648.37	2,648.37
October	2,648.37	2,648.37	2,648.37	2,648.37	2,648.37	2,648.37	2,648.37	2,648.37	2,648.37	2,648.37	2,648.37	2,648.37	2,648.37	2,648.37	2,648.37	2,648.37	2,648.37	2,648.37	2,648.37	2,648.37	2,648.37
Total Remitted To Date	10,593.48	21,186.86	31,780.44	42,373.92	52,967.40	63,560.88	74,154.36	84,747.84	95,341.32	105,934.80	116,528.28	127,121.76	137,715.24	148,308.72	158,902.20	169,495.68	180,089.16	190,682.64	201,276.12	206,572.86	
Actual Balance To Date	201,276.54	190,683.06	180,089.58	169,496.10	158,902.62	148,309.14	137,715.66	127,122.18	116,528.70	105,935.22	95,341.74	84,748.26	74,154.78	63,561.30	52,967.82	42,374.34	31,780.86	21,187.38	10,593.90	5,297.16	
Projected Balance At Year End	201,276.54	190,683.06	180,089.58	169,496.10	158,902.62	148,309.14	137,715.66	127,122.18	116,528.70	105,935.22	95,341.74	84,748.26	74,154.78	63,561.30	52,967.82	42,374.34	31,780.86	21,187.38	10,593.90	0.00	

Gillespie County proposal of repayment (as outlined in letter of October 18, 1996) as accepted by State Comptroller ...
Gillespie County will make 80 quarterly payments (due first of each month: January, April, July, and October)
for 20 years beginning January 01, 1997:

79 quarterly payments of \$2,648.37 each beginning on January 01, 1997 through July 01, 2016 and
a final payment of \$2,648.79 on October 01, 2016 for a total of \$211,870.02.

Gillespie County, Texas
Hotel Occupancy Tax ... Quarterly Recaps
As of Period Ending February 29, 2016

	Collection/Remittance Period	Collections		Disbursements		Cash Balance
		HOT & P&I Interest Earnings	Convention & Visitors Bureau	Organizations etc		
FY2016	3rd Quarter 2016					408,229.32
	2nd Quarter 2016		66,601.83	270,829.00		408,229.32
	1st Quarter 2016		128,625.32			612,456.49
	4th Quarter 2015		96,483.07	150,829.00		483,831.17
FY2015	3rd Quarter 2015		115,558.26		(881.94)	538,177.10
	Sub-Total	(13,507.58)	407,268.48	421,658.00	(881.94)	
FY2014	2nd Quarter 2015		120,944.22	127,742.50	118,000.00	421,736.90
	1st Quarter 2015		122,937.00			546,535.18
	4th Quarter 2014		104,239.90	127,742.50		423,598.18
	3rd Quarter 2014		120,711.31			447,100.78
	Sub-Total	95,347.43	468,832.43	255,485.00	118,000.00	
FY2013	2nd Quarter 2014		95,362.58	111,163.00	120,000.00	326,389.47
	1st Quarter 2014		92,050.01			462,189.89
	4th Quarter 2013		90,687.97	111,163.00		370,139.88
	3rd Quarter 2013		82,776.94			390,614.91
	Sub-Total	18,551.50	360,877.50	222,326.00	120,000.00	
FY2012	2nd Quarter 2013		82,927.36	96,357.50	80,000.00	307,837.97
	1st Quarter 2013		102,188.41			401,268.11
	4th Quarter 2012		56,763.25	96,357.50		299,079.70
	3rd Quarter 2012		69,377.43			338,673.95
	Sub-Total	38,541.45	311,256.45	192,715.00	80,000.00	
FY2011	2nd Quarter 2012		76,505.61	84,193.50	11,000.00	269,296.52
	1st Quarter 2012		67,043.98		69,000.00	287,984.41
	4th Quarter 2011		63,485.70	84,193.50		289,940.43
	3rd Quarter 2011		62,766.18			310,648.23
	Sub-Total	21,414.47	269,801.47	168,387.00	80,000.00	
FY2010	2nd Quarter 2011		60,050.07	80,530.57		247,882.05
	1st Quarter 2011		61,473.10		80,000.00	268,362.55
	4th Quarter 2010		47,182.38	80,530.57		286,889.45
	3rd Quarter 2010		67,036.85			320,237.64
	Sub-Total	(5,318.74)	235,742.40	161,061.14	80,000.00	
FY2009	2nd Quarter 2010		47,363.32	82,089.00	61,500.00	253,200.79
	1st Quarter 2010		67,910.43			349,426.47
	4th Quarter 2009		46,539.68	82,089.00		281,516.04
	3rd Quarter 2009		63,672.15			317,065.36
	Sub-Total	(192.42)	225,485.58	164,178.00	61,500.00	
FY2008	2nd Quarter 2009		55,182.22			253,393.21
	1st Quarter 2009		68,196.40	80,854.20		198,210.99
	4th Quarter 2008		43,834.09	80,854.20		210,868.79
	3rd Quarter 2008		75,474.18		15,000.00	247,888.90
	Sub-Total	65,978.49	242,686.89	161,708.40	15,000.00	
FY2007	2nd Quarter 2008		52,205.02	100,000.00		187,414.72
	1st Quarter 2008		62,603.17			235,209.70
	4th Quarter 2007		53,485.43			172,606.53
	3rd Quarter 2007		61,352.43			119,121.10
	Sub-Total	129,646.05	229,646.05	100,000.00	0.00	
FY2007	2nd Quarter 2007		57,271.57			57,768.67
	1st Quarter 2007		497.10	0.00	0.00	497.10
	Sub-Total	57,768.67	57,768.67	0.00	0.00	
				1,847,518.54	553,618.06	
Totals All Years		Revenues	2,809,365.92	Expenditures		2,401,136.60
				Net Cash Effect		408,229.32

GILLESPIE COUNTY, TEXAS

GOB Series 2010 Refunding Bonds ... December.2010
Post COB Series 2001 ... September.2001

Bond Redemptions & Interest Payment Schedule
February.2011 through February.2021

		Year 1	Year 2	Year 3	Year 4	Year 5	Year 6	Year 7	Year 8	Year 9	Year 10	Year 11		
		2011	2012	2013	2014	2015	2016	2017	2018	2019	2020	2021		
Actual Balance At Year Start		1,839,134.46	1,779,647.50	1,603,672.50	1,429,447.50	1,247,370.00	1,067,992.50						Actual Balance At Year Start	
February	bonds	35,000.00	140,000.00	140,000.00	150,000.00	150,000.00	150,000.00						bonds	February
	interest	6,079.46	18,407.50	17,567.50	16,657.50	15,420.00	13,957.50						interest	
August	bonds	0.00	0.00	0.00	0.00	0.00						bonds	August	
	interest	18,407.50	17,567.50	16,657.50	15,420.00	13,957.50						interest		
Total Remitted To Date		59,486.96	235,461.96	409,686.96	591,764.46	771,141.96	935,099.46	935,099.46	935,099.46	935,099.46	935,099.46	935,099.46	Total Remitted To Date	
Actual Balance To Date		1,779,647.50	1,603,672.50	1,429,447.50	1,247,370.00	1,067,992.50	904,035.00						Actual Balance To Date	
Projected Pymnt Per Year		59,486.96	175,975.00	174,225.00	182,077.50	179,377.50	176,265.00	177,677.50	178,540.00	178,865.00	178,670.00	177,975.00	Projected Pymnt Per Year	
Projected Balance At Year End		1,779,647.50	1,603,672.50	1,429,447.50	1,247,370.00	1,067,992.50	891,727.50	714,050.00	535,510.00	356,645.00	177,975.00	0.00	Projected Balance At Year End	

\$1,988,356.26	COB Series 2001 Debt Service on Refunded Bonds	\$1,590,000.00	Principal	\$1,590,000.00	Series 2010 Sources of Funds..Proceeds of Bonds
\$1,839,134.46	GOB Series 2010 Refunded Bonds	\$249,134.46	interest	\$38,746.50	Cost of Issuance
\$149,221.80	Net savings	\$1,839,134.46	GOB Series 2010, Refunding Bonds	\$1,551,253.50	Deposit to Escrow

Original Certificates of Obligation Bonds Series 2001 payments started February 2002
Series 2010 Refunding ... Interest and Bond Redemptions due February of each year starting February of 2011
Series 2010 Refunding ... Interest only due August of each year starting August of 2011

GILLESPIE COUNTY, TEXAS

GOB Series 2013 ... Jail Project

Bond Redemptions Interest Payment Schedule
February.2014 through February.2033

Schedule Bond Redemption & Interest Payment		Initial Receipt of Bonds June.2013	Year 1 2014	Year 2 2015	Year 3 2016	Year 4 2017	Year 5 2018	Year 6 2019	Year 7 2020	Year 8 2021	Year 9 2022	Year 10 2023
Projected Balances At Year Start		20,429,713.00	20,429,713.00	19,408,475.00	18,387,525.00	17,367,275.00	16,347,925.00	15,324,725.00	14,300,875.00	13,279,650.00	12,256,300.00	11,234,800.00
February	bonds	0.00	395,000.00	530,000.00	540,000.00	550,000.00	565,000.00	580,000.00	595,000.00	620,000.00	645,000.00	670,000.00
	interest	0.00	378,113.00	248,125.00	242,825.00	237,425.00	231,925.00	226,275.00	217,575.00	208,650.00	194,700.00	181,800.00
August	bonds	0.00	0.00	0.00	0.00	0.00	0.00	0.00	0.00	0.00	0.00	0.00
	interest	0.00	248,125.00	242,825.00	237,425.00	231,925.00	226,275.00	217,575.00	208,650.00	194,700.00	181,800.00	168,400.00
Projected Total Remittance		0.00	1,021,238.00	2,042,188.00	3,062,438.00	4,081,788.00	5,104,988.00	6,128,838.00	7,150,063.00	8,173,413.00	9,194,913.00	10,215,113.00
Project Balances At Year End		20,429,713.00	19,408,475.00	18,387,525.00	17,367,275.00	16,347,925.00	15,324,725.00	14,300,875.00	13,279,650.00	12,256,300.00	11,234,800.00	10,214,600.00
Bonds Issued June.2014												
Principal and Interest payments due February of each year starting February of 2014												
Interest only payments due August of each year starting August of 2014												

Outstanding Tax Secured Debt		Initial Receipt of Bonds June.2013	Year 1 2014	Year 2 2015	Year 3 2016	Year 4 2017	Year 5 2018	Year 6 2019	Year 7 2020	Year 8 2021	Year 9 2022	Year 10 2023
Balances At Year Start		20,429,713.00	20,429,713.00	19,408,475.50	18,387,525.50							
February	bonds	0.00	395,000.00	530,000.00	540,000.00							
	interest	0.00	378,112.50	248,125.00	242,825.00							
August	bonds	0.00	0.00	0.00								
	interest	0.00	248,125.00	242,825.00								
Total Annual Remittances		0.00	1,021,237.50	1,020,950.00	782,825.00							
Total Remittances To Date		0.00	1,021,237.50	2,042,187.50	2,825,012.50							

GILLESPIE COUNTY, TEXAS

GOB Series 2013 ... Jail Project

Bond Redemptions Interest Payment Schedule
February.2014 through February.2033

Schedule Bond Redemption & Interest Payment		Year 11	Year 12	Year 13	Year 14	Year 15	Year 16	Year 17	Year 18	Year 19	Year 20
		2024	2025	2026	2027	2028	2029	2030	2031	2032	2033
Projected Balances At Year Start		10,214,600.00	9,191,800.00	8,172,500.00	7,152,800.00	6,129,000.00	5,107,400.00	4,084,300.00	3,061,100.00	2,039,200.00	1,020,000.00
February	bonds	700,000.00	725,000.00	755,000.00	790,000.00	820,000.00	855,000.00	890,000.00	925,000.00	960,000.00	1,000,000.00
	interest	168,400.00	154,400.00	139,900.00	124,800.00	109,000.00	92,600.00	75,500.00	57,700.00	39,200.00	20,000.00
August	bonds	0.00	0.00	0.00	0.00	0.00	0.00	0.00	0.00	0.00	0.00
	interest	154,400.00	139,900.00	124,800.00	109,000.00	92,600.00	75,500.00	57,700.00	39,200.00	20,000.00	0.00
Projected Total Remittance		11,237,913.00	12,257,213.00	13,276,913.00	14,300,713.00	15,322,313.00	16,345,413.00	17,368,613.00	18,390,513.00	19,409,713.00	20,429,713.00
Project Balances At Year End		9,191,800.00	8,172,500.00	7,152,800.00	6,129,000.00	5,107,400.00	4,084,300.00	3,061,100.00	2,039,200.00	1,020,000.00	0.00
Bonds Issued June.2014											
Principal and Interest payments due February of each year starting February of 2014											
Interest only payments due August of each year starting August of 2014											

Outstanding Tax Secured Debt		Year 11	Year 12	Year 13	Year 14	Year 15	Year 16	Year 17	Year 18	Year 19	Year 20
		2024	2025	2026	2027	2028	2029	2030	2031	2032	2033
Balances At Year Start											
February	bonds										
	interest										
August	bonds										
	interest										
Total Annual Remittances											
Total Remittances To Date											

GILLESPIE COUNTY, TEXAS
Capital Assets Lease/Purchase ... Contract 6451, September.2013
Road & Bridge Departments

PROJECTED Payments

PROJECTED Payments	FY2016			FY2017			FY2018			FY2019		
	Total Payment	Principal	Interest	Total Payment	Principal	Interest	Total Payment	Principal	Interest	Total Payment	Principal	Interest
Balance At Year Start	198,399.52		135,747.04			73,094.56				10,442.08		
October payment	5,221.04		5,221.04			5,221.04			5,221.04			
principal/interest	4,622.79	598.25		4,803.90	417.14		4,992.12	28.92		5,187.70	33.34	
November payment	5,221.04		5,221.04			5,221.04			5,221.04			
principal/interest	4,637.62	583.42		4,819.31	401.73		5,008.13	212.91		5,204.37	16.67	
December payment	5,221.04		5,221.04			5,221.04			5,221.04			
principal/interest	4,652.49	568.55		4,834.77	386.27		5,024.20	196.84				
January payment	5,221.04		5,221.04			5,221.04			5,221.04			
principal/interest	4,667.42	553.62		4,850.28	370.76		5,040.31	180.73				
February payment	5,221.04		5,221.04			5,221.04			5,221.04			
principal/interest	4,682.39	538.65		4,865.84	355.20		5,056.48	164.56				
March payment	5,221.04		5,221.04			5,221.04			5,221.04			
principal/interest	4,697.41	523.63		4,881.45	339.59		5,072.70	148.34				
April payment	5,221.04		5,221.04			5,221.04			5,221.04			
principal/interest	4,712.48	508.56		4,897.11	323.93		5,088.97	132.07				
May payment	5,221.04		5,221.04			5,221.04			5,221.04			
principal/interest	4,727.59	493.45		4,912.82	308.22		5,105.30	115.74				
June payment	5,221.04		5,221.04			5,221.04			5,221.04			
principal/interest	4,742.76	478.28		4,928.57	292.47		5,121.67	99.37				
July payment	5,221.04		5,221.04			5,221.04			5,221.04			
principal/interest	4,757.97	463.07		4,944.38	276.66		5,138.10	82.94				
August payment	5,221.04		5,221.04			5,221.04			5,221.04			
principal/interest	4,773.23	447.81		4,960.24	260.80		5,154.58	66.46				
September payment	5,221.04		5,221.04			5,221.04			5,221.04			
principal/interest	4,788.54	432.50		4,976.16	244.88		5,171.12	49.92				
Total Proposed Payments Per Year												
Total Payments	62,652.48		62,652.48			62,652.48			10,442.08			
Principal	56,462.69			58,674.83			60,973.68		10,392.07			
Interest		6,189.79		3,977.65			1,478.80		50.01			
Projected Balance Year End												
	135,747.04		73,094.56			10,442.08			0.00			

GILLESPIE COUNTY, TEXAS
Capital Assets Lease/Purchase ... Contract 6451, September.2013
Road & Bridge Departments

ACTUAL Payments

ACTUAL Payments	FY2016			FY2017			FY2018			FY2019		
	Total Payment	Principal	Interest	Total Payment	Principal	Interest	Total Payment	Principal	Interest	Total Payment	Principal	Interest
Balance At Year Start	193,188.48											
October payment	5,221.04											
principal/interest	4,637.62	583.42										
November payment	5,220.04											
principal/interest	4,652.49	567.55										
December payment	5,221.04											
principal/interest	4,667.42	553.62										
January payment	5,221.04											
principal/interest	4,682.39	538.65										
February payment	5,221.04											
principal/interest	4,697.41	523.63										
March payment	5,221.04											
principal/interest	4,712.48	508.56										
April payment	5,221.04											
principal/interest	4,727.59	493.45							493.45			
May payment												
principal/interest												
June payment												
principal/interest												
July payment												
principal/interest												
August payment												
principal/interest												
September payment												
principal/interest												
Total Payments as of Current Date												
Total Payments	36,546.28											
Principal	32,777.40											
Interest		3,768.88										
Balance as of Current Period												
	156,642.20											

GILLESPIE COUNTY, TEXAS
 Public Property Finance ... Contract 6774, October 24, 2014
 Sheriff Office ... Law Enforcement Radio System Upgrade

PROJECTED Payments

PROJECTED Payments	FY2016			FY2017			FY2018			FY2019		
	Total Payment	Principal	Interest	Total Payment	Principal	Interest	Total Payment	Principal	Interest	Total Payment	Principal	Interest
Balance Year Start	622,829.27			554,260.91			485,692.55			417,124.19		
October payment	5,714.03			5,714.03			5,714.03			5,714.03		
principal/interest		4,141.76	1,572.27		4,291.13	1,422.90		4,445.88	1,268.15		4,606.21	1,107.82
November payment	5,714.03			5,714.03			5,714.03			5,714.03		
principal/interest		4,154.01	1,560.02		4,303.81	1,410.22		4,459.02	1,255.01		4,619.83	1,094.20
December payment	5,714.03			5,714.03			5,714.03			5,714.03		
principal/interest		4,166.29	1,547.74		4,316.54	1,397.49		4,472.21	1,241.82		4,633.49	1,080.54
January payment	5,714.03			5,714.03			5,714.03			5,714.03		
principal/interest		4,178.61	1,535.42		4,329.30	1,384.73		4,485.43	1,228.60		4,647.19	1,066.84
February payment	5,714.03			5,714.03			5,714.03			5,714.03		
principal/interest		4,190.96	1,523.07		4,342.10	1,371.93		4,498.69	1,215.34		4,660.93	1,053.10
March payment	5,714.03			5,714.03			5,714.03			5,714.03		
principal/interest		4,203.35	1,510.68		4,354.94	1,359.09		4,511.99	1,202.04		4,674.71	1,039.32
April payment	5,714.03			5,714.03			5,714.03			5,714.03		
principal/interest		4,215.78	1,498.25		4,367.82	1,346.21		4,525.33	1,188.70		4,688.53	1,025.50
May payment	5,714.03			5,714.03			5,714.03			5,714.03		
principal/interest		4,228.25	1,485.78		4,380.73	1,333.30		4,538.71	1,175.32		4,702.39	1,011.64
June payment	5,714.03			5,714.03			5,714.03			5,714.03		
principal/interest		4,240.75	1,473.28		4,393.68	1,320.35		4,552.13	1,161.90		4,716.30	997.73
July payment	5,714.03			5,714.03			5,714.03			5,714.03		
principal/interest		4,253.29	1,460.74		4,405.67	1,307.36		4,565.59	1,148.44		4,730.24	983.79
August payment	5,714.03			5,714.03			5,714.03			5,714.03		
principal/interest		4,265.86	1,448.17		4,419.70	1,294.33		4,579.09	1,134.94		4,744.23	969.80
September payment	5,714.03			5,714.03			5,714.03			5,714.03		
principal/interest		4,278.48	1,435.55		4,432.77	1,281.26		4,592.63	1,121.40		4,758.25	955.78
Total Proposed Payments Per Year												
Total Payments	68,568.36			68,568.36			68,568.36			68,568.36		
Principal		50,517.39			52,339.19			54,226.70			56,182.30	
Interest			18,050.97			16,229.17			14,341.66			12,386.06
Projected Balance Year End												
		554,260.91			485,692.55			417,124.19			348,555.83	

GILLESPIE COUNTY, TEXAS
Public Property Finance ... Contract 6774, October 24, 2014
Sheriff Office ... Law Enforcement Radio System Upgrade

PROJECTED Payments

FY2020			FY2021			FY2022			FY2023			FY2024			FY2025		
Total Payment	Principal	Interest	Total Payment	Principal	Interest	Total Payment	Principal	Interest	Total Payment	Principal	Interest	Total Payment	Principal	Interest	Total Payment	Principal	Interest
348,555.83			279,987.47			211,419.11			142,850.75			74,282.39			5,714.03		
5,714.03			5,714.03			5,714.03			5,714.03			5,714.03			5,714.03		
	4,772.32	941.71		4,944.43	769.60		5,122.74	591.29		5,307.48	406.55		5,498.88	215.15		5,696.97	17.06
5,714.03			5,714.03			5,714.03			5,714.03			5,714.03					
	4,786.43	927.60		4,959.04	754.99		5,137.88	576.15		5,323.17	390.86		5,515.14	198.89			
5,714.03			5,714.03			5,714.03			5,714.03			5,714.03					
	4,800.58	913.45		4,973.71	740.32		5,153.07	560.96		5,338.91	375.12		5,531.45	182.58			
5,714.03			5,714.03			5,714.03			5,714.03			5,714.03					
	4,814.78	899.25		4,988.41	725.62		5,168.31	545.72		5,354.69	359.34		5,547.80	166.23			
5,714.03			5,714.03			5,714.03			5,714.03			5,714.03					
	4,829.01	885.02		5,003.16	710.87		5,183.59	530.44		5,370.53	343.50		5,564.20	149.83			
5,714.03			5,714.03			5,714.03			5,714.03			5,714.03					
	4,843.29	870.74		5,017.95	696.08		5,198.92	515.11		5,386.41	327.62		5,580.65	133.38			
5,714.03			5,714.03			5,714.03			5,714.03			5,714.03					
	4,857.61	856.42		5,032.79	681.24		5,214.29	499.74		5,402.33	311.70		5,597.15	116.88			
5,714.03			5,714.03			5,714.03			5,714.03			5,714.03					
	4,871.97	842.06		5,047.67	666.36		5,229.71	484.32		5,418.30	295.73		5,613.70	100.33			
5,714.03			5,714.03			5,714.03			5,714.03			5,714.03					
	4,886.38	827.65		5,062.60	651.43		5,245.17	468.86		5,434.32	279.71		5,630.30	83.73			
5,714.03			5,714.03			5,714.03			5,714.03			5,714.03					
	4,900.83	813.20		5,077.56	636.47		5,260.68	453.35		5,450.39	263.64		5,646.95	67.08			
5,714.03			5,714.03			5,714.03			5,714.03			5,714.03					
	4,915.32	798.71		5,092.58	621.45		5,276.23	437.80		5,466.51	247.52		5,663.65	50.38			
5,714.03			5,714.03			5,714.03			5,714.03			5,714.03					
	4,929.85	784.18		5,107.63	606.40		5,291.83	422.20		5,482.67	231.36		5,680.39	33.64			
68,568.36			68,568.36			68,568.36			68,568.36			68,568.36			5,714.03		
	58,208.37			60,307.53			62,482.42			64,735.71			67,070.26			5,696.97	
		10,359.99			8,260.83			6,085.94			3,832.65			1,498.10			17.06
279,987.47			211,419.11			142,850.75			74,282.39			5,714.03			0.00		

GILLESPIE COUNTY, TEXAS
Public Property Finance ... Contract 6774, October 24, 2014
Sheriff Office ... Law Enforcement Radio System Upgrade

ACTUAL Payments

ACTUAL Payments	FY2016			FY2017			FY2018			FY2019			Total Payment
	Total Payment	Principal	Interest	Total Payment	Principal	Interest	Total Payment	Principal	Interest	Total Payment	Principal	Interest	
Balance Year Start	623,572.07												
October	payment	5,714.03											
	principal/interest		4,141.76	1,572.27									
November	payment	5,714.03											
	principal/interest		4,154.01	1,560.02									
December	payment	5,714.03											
	principal/interest		4,166.29	1,547.74									
January	payment	5,714.03											
	principal/interest		4,178.61	1,535.42									
February	payment	5,714.03											
	principal/interest		4,190.96	1,523.07									
March	payment	5,714.03											
	principal/interest		4,203.35	1,510.68									
April	payment	5,714.03											
	principal/interest		4,215.78	1,498.25									
May	payment												
	principal/interest												
June	payment												
	principal/interest												
July	payment												
	principal/interest												
August	payment												
	principal/interest												
September	payment												
	principal/interest												
Total Payments													
Current Period													
	Total Payments	39,998.21											
	Principal	29,250.76											
	Interest	10,747.45											
Balance Current													
Period													
		583,573.86											

County of Gillespie
 District Clerk Bond / Trust Recap
 October 2015 - September 2016
 Funds Managed by County Treasurer

Cause No	Cause Description	Initial Investment		Prior Interest		Current Year Interest											
		Face Value	Adjusted Interest	TexPool	Interest	Jan.2016	Feb.2016	Mar.2016	Apr.2016	May.2016	Jun.2016	Jul.2016	Aug.2016	Sep.2016	Released Investments	Current Balances	Current Interest
2705	Sonstegard / Curtis	1,000.00	792.80	31.52	closed 05/2004/w/deferred to District Clerk Acct 117												
4073	State v Montagnino	10,000.00	43.82	171.05	closed 04/2004												
4232	State v Chow	10,000.00		31.34	closed 05/2004/w/deferred to District Clerk Acct 117												
4233	State v Loui	10,000.00		25.50	closed 04/2004												
4261	State v Duecker	20,000.00		33.03	closed 05/2004/w/deferred to District Clerk Acct 117												
4262	State v Duecker	20,000.00		33.03	closed 05/2004/w/deferred to District Clerk Acct 117												
6978	Wheatcraft v Meier	500.00	295.07	159.05	0.07	0.05	0.14	0.20	0.21	0.25	0.25						
7227	Munsehl Meier v Robinson	1,000.00	390.71	254.33	closed 03/11/2008												
6623	Pauls v Bird	500.00	77.66	124.83	0.05	0.11	0.16	0.16	0.20	0.20							
8764	Fruitt v Danes	1,000.00	128.41	16.95	closed 02/2004												
8766	Darron (Investment)	500.00		24.66	closed 10/2005												
9411	Tin Star Ranch	500.00	5.37	32.96	closed 02/03/2006												
9461	Hearne & Phillips	100.00	1.07	21.82	0.01	0.02	0.03	0.03	0.03	0.03							
9666	Haggard v Schroeder	500.00	1.19	109.23	0.05	0.10	0.14	0.15	0.17	0.17							
9752	Staats v Tonn	1,000.00		17.85	closed 12/2003												
10010	Silver Deer v Senkbeil	100.00		20.59	0.01	0.02	0.03	0.03	0.03	0.03							
10154	Anken v Woods & Schmidt	1,000.00		55.01	closed 03/06/2006												
10370	Sledge v Jones	1,000.00		150.82	0.10	0.11	0.19	0.27	0.28	0.33							
10373	Whitehead v Hartel	100.00		19.11	0.01	0.02	0.03	0.03	0.03	0.03							
10412	Ballard v Keidel	1,000.00		4.31	closed 12/2004												
10522	Parker/Roscoe L	23,800.00		2,639.22	closed 07/12/2007												
10779	Harris v Fouton (dba Silver Deer)	1,000.00		152.11	0.09	0.10	0.18	0.26	0.26	0.32							
10930	Fonder v Salinas	200.00		27.54	0.02	0.04	0.05	0.05	0.05	0.06							
10970	City of Fbg v Penick	274,045.00		118.40	closed 09/21/2006												
11042	A J Waight v LCRA	250.00		1.06	closed 07/20/2006												
11228	Jenschke v Friedrich	1,000.00		15.72	closed 06/01/2007												
11259	Quest Oil v Wallen and B&B Oil	1,000.00		74.17	closed 03/24/2011												
11336	Corrstone v Parker	1,000.00		52.90	0.09	0.10	0.17	0.24	0.25	0.29							
11399	Irwin vs Irwin	303,022.74		3,310.61	closed 06/07/2011												
11703	Herb Venture v Varney	250.00		4.12	0.02	0.04	0.06	0.06	0.07	0.07							
11812	Dolezal vs Dolezal	1,000.00		7.95	closed 10/2012												
2705	Sonstegard / Curtis	1,000.00	792.80	31.52	closed 05/2004/w/deferred to District Clerk Acct 117									1,824.32	0.00	0.00	
4073	State v Montagnino	10,000.00	43.82	171.05	closed 04/2004									10,214.90	0.00	0.00	
4232	State v Chow	10,000.00		31.34	closed 05/2004/w/deferred to District Clerk Acct 117									10,031.34	0.00	0.00	
4233	State v Loui	10,000.00		25.50	closed 04/2004									10,025.50	0.00	0.00	
4261	State v Duecker	20,000.00		33.03	closed 05/2004/w/deferred to District Clerk Acct 117									20,033.03	0.00	0.00	
4262	State v Duecker	20,000.00		33.03	closed 05/2004/w/deferred to District Clerk Acct 117									20,033.03	0.00	0.00	
6978	Wheatcraft v Meier	500.00	295.07	159.05	0.07	0.05	0.14	0.20	0.21	0.25				896.32	1.20	0.00	
7227	Munsehl Meier v Robinson	1,000.00	390.71	254.33	closed 03/11/2008									1,645.04	0.00	0.00	
6623	Pauls v Bird	500.00	77.66	124.83	0.05	0.11	0.16	0.16	0.20	0.20				703.44	0.95	0.00	
8764	Fruitt v Danes	1,000.00	128.41	16.95	closed 02/2004									1,145.36	0.00	0.00	
8766	Darron (Investment)	500.00		24.66	closed 10/2005									524.66	0.00	0.00	
9411	Tin Star Ranch	500.00	5.37	32.96	closed 02/03/2006									538.33	0.00	0.00	
9461	Hearne & Phillips	100.00	1.07	21.82	0.01	0.02	0.03	0.03	0.03	0.03				123.05	0.16	0.00	
9666	Haggard v Schroeder	500.00	1.19	109.23	0.05	0.10	0.14	0.15	0.17	0.17				610.26	0.64	0.00	
9752	Staats v Tonn	1,000.00		17.85	closed 12/2003									1,017.85	0.00	0.00	
10010	Silver Deer v Senkbeil	100.00		20.59	0.01	0.02	0.03	0.03	0.03	0.03				120.75	0.16	0.00	
10154	Anken v Woods & Schmidt	1,000.00		55.01	closed 03/06/2006									1,055.01	0.00	0.00	
10370	Sledge v Jones	1,000.00		150.82	0.10	0.11	0.19	0.27	0.28	0.33				1,192.43	1.61	0.00	
10373	Whitehead v Hartel	100.00		19.11	0.01	0.02	0.03	0.03	0.03	0.03				119.27	0.16	0.00	
10412	Ballard v Keidel	1,000.00		4.31	closed 12/2004									1,004.31	0.00	0.00	
10522	Parker/Roscoe L	23,800.00		2,639.22	closed 07/12/2007									26,439.22	0.00	0.00	
10779	Harris v Fouton (dba Silver Deer)	1,000.00		152.11	0.09	0.10	0.18	0.26	0.26	0.32				1,153.66	1.55	0.00	
10930	Fonder v Salinas	200.00		27.54	0.02	0.04	0.05	0.05	0.05	0.06				227.84	0.30	0.00	
10970	City of Fbg v Penick	274,045.00		118.40	closed 09/21/2006									274,163.40	0.00	0.00	
11042	A J Waight v LCRA	250.00		1.06	closed 07/20/2006									251.06	0.00	0.00	
11228	Jenschke v Friedrich	1,000.00		15.72	closed 06/01/2007									1,015.72	0.00	0.00	
11259	Quest Oil v Wallen and B&B Oil	1,000.00		74.17	closed 03/24/2011									1,074.17	0.00	0.00	
11336	Corrstone v Parker	1,000.00		52.90	0.09	0.10	0.17	0.24	0.25	0.29				1,054.33	1.43	0.00	
11399	Irwin vs Irwin	303,022.74		3,310.61	closed 06/07/2011									306,333.35	0.00	0.00	
11703	Herb Venture v Varney	250.00		4.12	0.02	0.04	0.06	0.06	0.07	0.07				254.46	0.34	0.00	
11812	Dolezal vs Dolezal	1,000.00		7.95	closed 10/2012									1,007.95	0.00	0.00	

County of Gillespie
 District Clerk Bond / Trust Recap
 October 2015 - September 2016
 Funds Managed by County Treasurer

Cause Description	Cause No	Initial Investment Face Value	Prior Interest			Current Year Interest												Cause Description	Released Investments	Current Balances	Current Interest	
			Adjusted Interest	TexPool Interest	TexPool Account																	
					Oct.2015	Nov.2015	Dec.2015	Jan.2016	Feb.2016	Mar.2016	Apr.2016	May.2016	Jun.2016	Jul.2016	Aug.2016	Sep.2016						
Bredemus and J&B Cheese v Just	11877	1,000.00		9.78	0.08	0.09	0.16	0.25	0.24	0.28	0.28								Bredemus and J&B Cheese v Just		1,011.16	1.38
Prause &Thompson v Bierschwale	11897	100.00		0.92	0.01	0.01	0.02	0.02	0.02	0.03	0.03								Prause &Thompson v Bierschwale		101.06	0.14
Rutherford v Rafter & Kamp	11904	100.00		0.92	0.01	0.01	0.02	0.02	0.02	0.03	0.03								Rutherford v Rafter & Kamp		101.06	0.14
Querner v Lester	11928A	1,000.00		1.86	0.08	0.09	0.16	0.25	0.24	0.28	0.28								Querner v Lester		1,003.24	1.38
TexHillCo EmployeesC.U. vs Beckmann	12195	100.00		0.05	closed 01.19.2010														TexHillCo EmployeesC.U. vs Beckmann	100.05	0.00	0.00
Fulton v Coleman	12209	500.00		3.07	0.04	0.05	0.08	0.11	0.12	0.14	0.14								Fulton v Coleman		503.75	0.68
IBT Int v Grammer	12228	115,000.00		130.48	closed 06.2014														IBT Int v Grammer	115,130.48	0.00	0.00
Ferrell vs Hall, Executor Estate of Klein, Deceased	12369	500.00		0.60	closed 12.27.2010														Ferrell vs Hall, Executor Estate of Klein, Deceased	500.60	0.00	0.00
Baby vs Doggett	12603	400.00		0.35	closed 02.14.2012														Baby vs Doggett	400.35	0.00	0.00
Cover v Chase Bank	12964	100.00		0.12	0.01	0.01	0.02	0.02	0.02	0.03	0.03								Cover v Chase Bank		100.26	0.14
Balero v Federal Home Mortgage	13025	250.00		0.50	0.02	0.02	0.04	0.06	0.06	0.07	0.07								Balero v Federal Home Mortgage		250.84	0.34
LCRA vs TRT Ranch	13119	949,500.00		45.58	closed 09.10.2013														LCRA vs TRT Ranch	949,545.58	0.00	0.00
LCRA vs Oehler	13120	195,000.00		9.35	closed 09.10.2013														LCRA vs Oehler	195,009.35	0.00	0.00
LCRA vs Wahmund	13121	177,000.00		8.49	closed 09.10.2013														LCRA vs Wahmund	177,008.49	0.00	0.00
Collins, Estate of Smith v Bank of America	13203	500.00		0.89	0.04	0.05	0.08	0.11	0.12	0.14	0.14								Collins, Estate of Smith v Bank of America		501.57	0.68
Whatley, et al vs Live Springs, et al	13291	500.00		0.66	0.04	0.05	0.08	0.11	0.12	0.14	0.14								Whatley, et al vs Live Springs, et al		501.34	0.68
Bruce Kneese vs New York Life Insurance and Annuity Corp, et al	13320	951.17	opened 03.03.2014	0.30	closed 03.05.2015														Bruce Kneese vs New York Life Insurance and Annuity Corp, et al	951.47	0.00	0.00
Hampton vs Spornhauer	13343	2,000.00		2.64	0.16	0.18	0.32	0.45	0.48	0.56	0.57								Hampton vs Spornhauer		2,005.36	2.72
Kerrville Professional Properties LTD ... vs Friendship Village Owner's Asn, Inc ...	13640		Clark ... case settled ... awaiting court order to release ... 03.03.2014 ... LL																Kerrville Professional Properties LTD ... vs Friendship Village Owner's Asn, Inc ...		0.00	0.00
In the Matter of the Marriage of Roxanne L Pennington & Gerard M Pennington and In the Interest of Sarah Pennington & Matthew Pennington, Children	13683	500.00	opened 03.03.2014	0.32	0.04	0.05	0.08	0.11	0.12	0.14	0.14								In the Matter of the Marriage of Roxanne L Pennington & Gerard M Pennington and In the Interest of Sarah Pennington & Matthew Pennington, Children		501.00	0.68
Berry vs Cardash	13859	500,984.49	opened 09.11.2014	159.13	closed 2015.06.11														Berry vs Cardash	501,143.62	0.00	0.00
Berry vs Cardash ... TRO	13859TRO	5,000.00	opened 09.11.2014	2.69	0.42	0.49	0.76	1.14	1.20	1.40	1.41								Berry vs Cardash ... TRO		5,009.51	6.82
Roscoe L Parker Guardianship	10522(a)	7,500.00		587.17	closed 07.12.2007														Roscoe L Parker Guardianship	8,087.17	0.00	0.00
State v Farmer	3870A	4,000.00	504.78	67.71	closed 05.2004/transferred to District Clerk Acct 117												State v Farmer	4,572.49	0.00	0.00		
State v Farmer	3870B	1,000.00	128.19	19.89	closed 05.2004/transferred to District Clerk Acct 117												State v Farmer	1,146.08	0.00	0.00		
Damron (trust)	8766(A)	26,278.61		92.83	closed 01.2005														Damron (trust)	26,371.44	0.00	0.00
Totals		2,676,132.01	2,308.07	8,926.33	1.48	1.68	2.85	4.12	4.29	5.02	5.04	0.00	0.00	0.00	0.00	0.00	0.00	0.00	Totals	2,669,344.93	18,045.96	24.48

County of Gillespie
County Clerk Holding Account Recap
 October 2015 -September 2016
 Funds Managed by County Treasurer

Cause	Investment Face	Prior Interest Adjusted	TexPool	Current Year Interest TexPool Account												Released Investment	Current Balances	Total Interest FY2015	
	Value	Interest	Interest	Oct.2015	Nov.2015	Dec.2015	Jan.2016	Feb.2016	Mar.2016	Apr.2016	May.2016	Jun.2016	Jul.2016	Aug.2016	Sep.2016				
Cause 9145 Doyle/Michael J Guardianship additional funds added July.2013 of \$682.40 to original face of \$119,517.83 or \$120,200.23 principal	120,200.23		344.18	9.91	10.95	19.11	27.37	28.84	33.55	33.50							0.00	120,707.64	163.23
Cause 8132 Roscoe L Parker	7,500.00		97.71	04.2006 account closed ... case transferred to District Court													7,597.71	0.00	
Cause 8321 David Eugene Reynolds	100,000.00		11,872.07	closed 07.14.2008													111,872.07	0.00	
Investment Totals	107,500.00	0.00	12,313.96	9.91	10.95	19.11	27.37	28.84	33.55	33.50	0.00	0.00	0.00	0.00	0.00	0.00	119,469.78	120,707.64	163.23

GILLESPIE COUNTY TEXAS

Investment Performance Summary
Certificate of Deposits

Financial Institution	FY2016												Year To Date		
	Oct	Nov	Dec	Jan	Feb	Mar	Apr	May	Jun	Jul	Aug	Sep			
Blanco National Bank													Blanco National Bank		
Certificate of Deposits ... held at face value													Certificate of Deposits ... held at face value		
Amount of Investment	2,400,000	2,400,000	2,400,000	2,400,000	2,400,000	2,400,000	2,400,000	2,400,000	2,400,000	2,400,000	2,400,000	2,400,000	2,400,000	2,400,000	Average Investment
Average Interest Rate	0.4500	0.4500	0.4500	0.4500	0.4500	0.4500	0.4500	0.4500	0.4500	0.4500	0.4500	0.4500	0.4500	0.4500	Average Interest Rate
Earned Interest	887.76	917.28	887.76	917.28	914.82	860.48	917.28							6,302.66	Earned Interest
Security State Bank & Trust													Security State Bank & Trust		
Certificate of Deposits ... held at face value													Certificate of Deposits ... held at face value		
Amount of Investment	2,650,000	2,650,000	2,650,000	2,650,000	2,650,000	2,650,000	2,650,000	2,650,000	2,650,000	2,650,000	2,650,000	2,650,000	2,650,000	2,650,000	Average Investment
Average Interest Rate	0.3500	0.3500	0.3500	0.3500	0.3500	0.3500	0.3500	0.3500	0.3500	0.3500	0.3500	0.3500	0.3500	0.3500	Average Interest Rate
Earned Interest	762.36	787.76	762.36	787.76	787.76	736.92	787.76							5,412.68	Earned Interest

Financial Institution	FY2015												Year To Date		
	Oct	Nov	Dec	Jan	Feb	Mar	Apr	May	Jun	Jul	Aug	Sep			
Blanco National Bank													Blanco National Bank		
Certificate of Deposits ... held at face value													Certificate of Deposits ... held at face value		
Amount of Investment	2,400,000	2,400,000	2,400,000	2,400,000	2,400,000	2,400,000	2,400,000	2,400,000	2,400,000	2,400,000	2,400,000	2,400,000	2,400,000	2,400,000	Average Investment
Average Interest Rate	0.4500	0.4500	0.4500	0.4500	0.4500	0.4500	0.4500	0.4500	0.4500	0.4500	0.4500	0.4500	0.4500	0.4500	Average Interest Rate
Earned Interest	887.76	917.28	887.76	917.28	912.34	833.42	916.05	890.22	917.28	887.76	917.28	917.28		10,801.71	Earned Interest
Security State Bank & Trust													Security State Bank & Trust		
Certificate of Deposits ... held at face value													Certificate of Deposits ... held at face value		
Amount of Investment	2,650,000	2,650,000	2,650,000	2,650,000	2,650,000	2,650,000	2,650,000	2,650,000	2,650,000	2,650,000	2,650,000	2,650,000	2,650,000	2,650,000	Average Investment
Average Interest Rate	0.3500	0.3500	0.3500	0.3500	0.3500	0.3500	0.3500	0.3500	0.3500	0.3500	0.3500	0.3500	0.3500	0.3500	Average Interest Rate
Earned Interest	762.36	787.63	762.36	787.63	786.80	712.48	787.76	762.36	787.76	762.36	787.76	787.76		9,275.02	Earned Interest

Financial Institution	FY2014												Year To Date		
	Oct	Nov	Dec	Jan	Feb	Mar	Apr	May	Jun	Jul	Aug	Sep			
Blanco National Bank													Blanco National Bank		
Certificate of Deposits ... held at face value													Certificate of Deposits ... held at face value		
Amount of Investment	2,400,000	2,400,000	2,400,000	2,400,000	2,400,000	2,400,000	2,400,000	2,400,000	2,400,000	2,400,000	2,400,000	2,400,000	2,400,000	2,400,000	Average Investment
Average Interest Rate	0.5333	0.5167	0.5042	0.4917	0.4875	0.4792	0.4583	0.4500	0.4500	0.4500	0.4500	0.4500	0.4500	0.4500	Average Interest Rate
Earned Interest	1,076.62	1,095.57	1,019.12	1,036.14	1,005.73	910.12	985.20	912.39	925.77	887.76	917.28	917.28		11,688.98	Earned Interest
Security State Bank & Trust													Security State Bank & Trust		
Certificate of Deposits ... held at face value													Certificate of Deposits ... held at face value		
Amount of Investment	2,650,000	2,650,000	2,650,000	2,650,000	2,650,000	2,650,000	2,650,000	2,650,000	2,650,000	2,650,000	2,650,000	2,650,000	2,650,000	2,650,000	Average Investment
Average Interest Rate	0.3889	0.3889	0.3889	0.3833	0.3722	0.3667	0.3611	0.3556	0.3556	0.3500	0.3500	0.3500	0.3500	0.3500	Average Interest Rate
Earned Interest	871.27	874.78	846.61	874.78	852.59	764.27	834.46	792.22	808.99	782.91	787.76	787.76		9,878.40	Earned Interest

Financial Institution	FY2013												Year To Date		
	Oct	Nov	Dec	Jan	Feb	Mar	Apr	May	Jun	Jul	Aug	Sep			
Blanco National Bank													Blanco National Bank		
Certificate of Deposits ... held at face value													Certificate of Deposits ... held at face value		
Amount of Investment	2,400,000	2,400,000	2,400,000	2,400,000	2,400,000	2,400,000	2,400,000	2,400,000	2,400,000	2,400,000	2,400,000	2,400,000	2,400,000	2,400,000	Average Investment
Average Interest Rate	0.6500	0.6458	0.6375	0.6250	0.6208	0.6125	0.6125	0.5833	0.5708	0.5583	0.5500	0.5471		0.6011	Average Interest Rate
Earned Interest	1,282.08	1,324.80	1,273.86	1,299.33	1,267.84	1,148.97	1,248.39	1,167.00	1,188.96	1,125.91	1,146.51	1,129.53		14,603.18	Earned Interest
Security State Bank & Trust													Security State Bank & Trust		
Certificate of Deposits ... held at face value													Certificate of Deposits ... held at face value		
Amount of Investment	2,650,000	2,650,000	2,650,000	2,650,000	2,650,000	2,650,000	2,650,000	2,650,000	2,650,000	2,650,000	2,650,000	2,650,000	2,650,000	2,650,000	Average Investment
Average Interest Rate	0.4778	0.4778	0.4778	0.4667	0.4444	0.4333	0.4333	0.4111	0.4111	0.4000	0.4000	0.4000	0.4000	0.4361	Average Interest Rate
Earned Interest	1,089.06	1,074.40	1,039.75	1,074.40	1,030.84	917.83	993.69	920.58	942.72	912.36	900.25	900.25		11,796.13	Earned Interest

Investment Performance Summary
Certificate of Deposits

Financial Institution	FY2012												Year To Date		
	Oct	Nov	Dec	Jan	Feb	Mar	Apr	May	Jun	Jul	Aug	Sep			
Blanco National Bank	Blanco National Bank														
Certificate of Deposits ... held at face value	2,400,000	2,400,000	2,400,000	2,400,000	2,400,000	2,400,000	2,400,000	2,400,000	2,400,000	2,400,000	2,400,000	2,400,000	2,400,000	2,400,000	2,400,000
Amount of Investment	0.8458	0.8083	0.7833	0.7458	0.7333	0.7167	0.6750	0.6583	0.6500	0.6500	0.6500	0.6500	0.6500	0.6500	0.6500
Average Interest Rate	1,693.08	1,724.02	1,598.55	1,596.62	1,516.62	1,401.92	1,331.40	1,341.79	1,282.09	1,324.80	1,324.80	1,324.80	1,324.80	1,324.80	1,324.80
Earned Interest	Security State Bank & Trust														
Certificate of Deposits ... held at face value	2,650,000	2,650,000	2,650,000	2,650,000	2,650,000	2,650,000	2,650,000	2,650,000	2,650,000	2,650,000	2,650,000	2,650,000	2,650,000	2,650,000	2,650,000
Amount of Investment	0.7222	0.7222	0.7222	0.6889	0.6222	0.5889	0.5556	0.5222	0.5000	0.5000	0.5000	0.5000	0.5000	0.5000	0.5000
Average Interest Rate	1,800.00	1,605.23	1,553.43	1,605.23	1,477.83	1,334.81	1,363.18	1,195.90	1,210.30	1,171.25	1,125.37	1,125.37	1,125.37	1,125.37	1,125.37
Earned Interest	Security State Bank & Trust														

Financial Institution	FY2011												Year To Date		
	Oct	Nov	Dec	Jan	Feb	Mar	Apr	May	Jun	Jul	Aug	Sep			
Blanco National Bank	Blanco National Bank														
Certificate of Deposits ... held at face value	2,400,000	2,400,000	2,400,000	2,400,000	2,400,000	2,400,000	2,400,000	2,400,000	2,400,000	2,400,000	2,400,000	2,400,000	2,400,000	2,400,000	2,400,000
Amount of Investment	1.4625	1.3292	1.2542	1.1938	1.1771	1.1354	1.0313	0.9896	0.9104	0.8813	0.8813	0.8583	0.8583	0.8583	0.8583
Average Interest Rate	2,979.48	2,981.13	2,621.94	2,556.45	2,422.88	2,185.34	2,312.03	2,034.21	2,017.07	1,853.37	1,855.68	1,796.22	1,796.22	1,796.22	1,796.22
Earned Interest	Security State Bank & Trust														
Certificate of Deposits ... held at face value	2,650,000	2,650,000	2,650,000	2,650,000	2,650,000	2,650,000	2,650,000	2,650,000	2,650,000	2,650,000	2,650,000	2,650,000	2,650,000	2,650,000	2,650,000
Amount of Investment	1.1333	1.1333	1.1333	1.1000	1.0222	0.9833	0.9333	0.8833	0.8833	0.8333	0.8333	0.8333	0.8333	0.8333	0.8333
Average Interest Rate	2,447.26	2,541.58	2,459.59	2,541.58	2,411.45	2,129.59	2,280.43	2,021.92	2,051.12	1,984.93	1,860.02	1,860.02	1,860.02	1,860.02	1,860.02
Earned Interest	Security State Bank & Trust														

Financial Institution	FY2010												Year To Date		
	Oct	Nov	Dec	Jan	Feb	Mar	Apr	May	Jun	Jul	Aug	Sep			
Blanco National Bank	Blanco National Bank														
Certificate of Deposits ... held at face value	2,200,000	2,200,000	2,200,000	2,200,000	2,200,000	2,200,000	2,200,000	2,200,000	2,200,000	2,200,000	2,200,000	2,200,000	2,200,000	2,200,000	2,200,000
Amount of Investment	2.5886	2.4409	2.3500	2.1795	2.1227	2.0091	1.8083	1.7250	1.6208	1.5792	1.5479	1.5104	1.5104	1.5104	1.5104
Average Interest Rate	4,775.37	4,836.85	4,413.71	4,390.95	4,057.67	3,597.30	3,753.99	3,567.14	3,197.28	3,197.28	3,218.95	3,155.25	3,155.25	3,155.25	3,155.25
Earned Interest	Security State Bank & Trust														
Certificate of Deposits ... held at face value	400,000	400,000	400,000	400,000	400,000	400,000	400,000	400,000	400,000	400,000	400,000	400,000	400,000	400,000	400,000
Amount of Investment	1.5750	1.5750	1.5750	1.5750	1.2750	1.1333	1.0833	1.0833	1.0833	1.1389	1.1389	1.1389	1.1389	1.1389	1.1389
Average Interest Rate	673.99	535.06	517.82	535.06	532.05	394.25	677.32	2,441.10	2,193.21	2,202.74	2,528.82	2,528.82	2,528.82	2,528.82	2,528.82
Earned Interest	Security State Bank & Trust														

Financial Institution	FY2009												Year To Date		
	Oct	Nov	Dec	Jan	Feb	Mar	Apr	May	Jun	Jul	Aug	Sep			
Blanco National Bank	Blanco National Bank														
Certificate of Deposits ... held at face value	1,700,000	1,700,000	1,700,000	1,700,000	1,700,000	1,700,000	1,700,000	1,700,000	1,700,000	1,700,000	1,700,000	1,700,000	1,700,000	1,700,000	1,700,000
Amount of Investment	4.0412	3.6618	3.5353	3.2294	3.1500	3.0147	2.8682	2.7864	2.7455	2.6932	2.6409	2.6409	2.6409	2.6409	2.6409
Average Interest Rate	5,810.95	5,834.80	5,116.43	5,104.40	4,634.27	4,136.41	4,352.75	5,365.78	5,038.38	5,129.86	5,032.19	5,032.19	5,032.19	5,032.19	5,032.19
Earned Interest	Security State Bank & Trust														
Certificate of Deposits ... held at face value	600,000	600,000	600,000	600,000	600,000	600,000	600,000	600,000	600,000	600,000	600,000	600,000	600,000	600,000	600,000
Amount of Investment	3.0300	3.0300	3.0300	3.0300	2.4300	2.4300	2.2875	2.0500	2.0500	2.0500	2.0500	2.0500	2.0500	2.0500	2.0500
Average Interest Rate	1,984.94	2,305.90	2,231.52	2,305.90	2,297.68	1,860.84	2,051.10	752.07	696.44	673.99	696.44	696.44	696.44	696.44	696.44
Earned Interest	Security State Bank & Trust														

GILLESPIE COUNTY TEXAS

Investment Performance Summary
Certificate of Deposits

Financial Institution	FY2008												Year To Date		
	Oct	Nov	Dec	Jan	Feb	Mar	Apr	May	Jun	Jul	Aug	Sep			
Bianco National Bank													Bianco National Bank		
Certificate of Deposits ... held at face value													Certificate of Deposits ... held at face value		
Amount of Investment	1,600,000	1,600,000	1,600,000	1,600,000	1,600,000	1,700,000	1,700,000	1,700,000	1,700,000	1,700,000	1,700,000	1,700,000	1,700,000	1,658,333	Average Investment
Average Interest Rate	5.5531	5.4875	5.4656	5.2313	5.1219	4.9382	4.8206	4.5559	4.5559	4.4235	4.2912	4.1588	4.1588	4.8836	Average Interest Rate
Earned Interest	7,331.57	7,546.16	7,216.49	7,427.24	7,085.44	6,534.39	7,129.97	6,735.65	6,577.93	6,365.77	6,386.84	6,195.75	6,195.75	82,533.20	Earned Interest
Security State Bank & Trust													Security State Bank & Trust		
Certificate of Deposits ... held at face value													Certificate of Deposits ... held at face value		
Amount of Investment	300,000	300,000	800,000	800,000	800,000	300,000	800,000	800,000	800,000	800,000	800,000	800,000	800,000	675,000	Average Investment
Average Interest Rate	5.4483	5.4483	5.0963	4.6288	3.4463	3.9283	3.6963	3.0375	3.0375	3.0375	3.0375	3.0375	3.0375	3.9058	Average Interest Rate
Earned Interest	1,343.43	1,388.20	1,343.43	3,288.46	3,050.05	2,293.02	1,000.92	2,201.52	2,051.10	1,984.94	2,051.10	2,051.10	2,051.10	24,047.27	Earned Interest

Financial Institution	FY2007												Year To Date		
	Oct	Nov	Dec	Jan	Feb	Mar	Apr	May	Jun	Jul	Aug	Sep			
Bianco National Bank													Bianco National Bank		
Certificate of Deposits ... held at face value													Certificate of Deposits ... held at face value		
Amount of Investment	1,300,000	1,400,000	1,400,000	1,600,000	1,600,000	1,600,000	1,600,000	1,600,000	1,600,000	1,600,000	1,600,000	1,600,000	1,600,000	1,541,667	Average Investment
Average Interest Rate	5.1615	5.3143	5.3679	5.4563	5.5000	5.5313	5.5563	5.5655	5.5875	5.5875	5.5813	5.5750	5.5750	5.4820	Average Interest Rate
Earned Interest	5,404.13	5,698.91	6,115.12	6,382.63	7,352.09	6,813.15	7,516.46	7,306.91	7,592.89	7,348.01	7,592.89	7,584.39	7,584.39	82,707.58	Earned Interest
Security State Bank & Trust													Security State Bank & Trust		
Certificate of Deposits ... held at face value													Certificate of Deposits ... held at face value		
Amount of Investment	200,000	200,000	200,000	200,000	300,000	300,000	300,000	300,000	300,000	300,000	300,000	300,000	300,000	266,667	Average Investment
Average Interest Rate	5.0950	5.0950	5.0950	5.0950	5.4167	5.4167	5.4167	5.4483	5.4483	5.4483	5.4483	5.4483	5.4483	5.3226	Average Interest Rate
Earned Interest	837.54	865.46	837.54	865.46	865.46	1,246.58	1,380.15	1,335.62	1,388.20	1,343.43	1,388.20	1,388.20	1,388.20	13,741.84	Earned Interest

Financial Institution	FY2006												Year To Date		
	Oct	Nov	Dec	Jan	Feb	Mar	Apr	May	Jun	Jul	Aug	Sep			
Bianco National Bank													Bianco National Bank		
Certificate of Deposits ... held at face value													Certificate of Deposits ... held at face value		
Amount of Investment	1,200,000	1,200,000	1,200,000	1,200,000	1,200,000	1,200,000	1,300,000	1,300,000	1,300,000	1,300,000	1,300,000	1,300,000	1,300,000	1,250,000	Average Investment
Average Interest Rate	3.0933	3.2767	3.6058	4.0142	4.1808	4.3290	4.3885	4.6731	4.6731	4.8080	4.9385	5.0680	5.0680	4.2541	Average Interest Rate
Earned Interest	3,050.96	3,339.50	3,556.44	3,883.06	4,091.15	3,848.66	4,412.19	4,689.04	4,726.43	4,993.12	5,308.21	5,455.61	5,455.61	51,354.37	Earned Interest
Security State Bank & Trust													Security State Bank & Trust		
Certificate of Deposits ... held at face value													Certificate of Deposits ... held at face value		
Amount of Investment	100,000	100,000	100,000	100,000	100,000	100,000	100,000	200,000	200,000	200,000	200,000	200,000	200,000	141,667	Average Investment
Average Interest Rate	3.0000	3.0000	3.0000	3.0000	5.0000	5.0000	5.0000	5.0950	5.0950	5.0950	5.0950	5.0950	5.0950	4.3729	Average Interest Rate
Earned Interest	246.58	254.80	246.58	254.80	254.80	383.56	424.66	410.96	865.46	837.54	865.46	865.46	865.46	5,910.66	Earned Interest

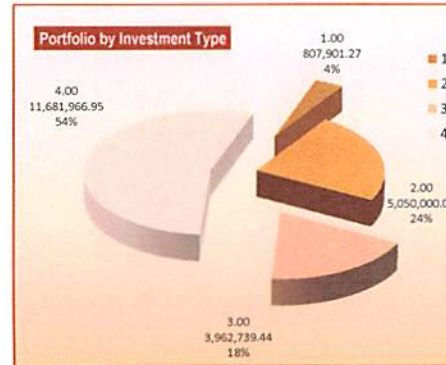
Financial Institution	FY2005												Year To Date		
	Oct	Nov	Dec	Jan	Feb	Mar	Apr	May	Jun	Jul	Aug	Sep			
Bianco National Bank													Bianco National Bank		
Certificate of Deposits ... held at face value													Certificate of Deposits ... held at face value		
Amount of Investment	1,200,000	1,200,000	1,200,000	1,200,000	1,200,000	1,200,000	1,200,000	1,200,000	1,200,000	1,200,000	1,200,000	1,200,000	1,200,000	1,200,000	Average Investment
Average Interest Rate	1.8470	1.8600	1.8808	1.8808	2.0558	2.1558	2.2742	2.2742	2.5408	2.6575	2.8017	2.9267	2.9267	2.2629	Average Interest Rate
Earned Interest	1,814.02	1,895.70	1,855.10	1,916.93	2,095.26	1,984.55	2,288.18	2,243.02	2,583.80	2,626.85	2,855.39	2,985.79	2,985.79	25,049.33	Earned Interest
Security State Bank & Trust													Security State Bank & Trust		
Certificate of Deposits ... held at face value													Certificate of Deposits ... held at face value		
Amount of Investment					100,000	100,000	100,000	100,000	100,000	100,000	100,000	100,000	100,000	100,000	Average Investment
Average Interest Rate					3.0000	3.0000	3.0000	3.0000	3.0000	3.0000	3.0000	3.0000	3.0000	3.0000	Average Interest Rate
Earned Interest					0.00	230.14	230.14	246.58	254.80	246.58	254.80	254.80	254.80	1,717.84	Earned Interest

GILLESPIE COUNTY, TEXAS

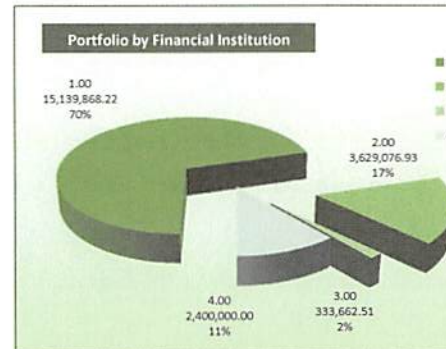
Portfolio Asset Summary By Investment Type

As of April 30, 2016
Of Funds Managed By County Treasurer Office

Financial Institution Account / Investment Type	Cash Balances As Of April 30, 2016	
Security State Bank & Trust		
County Depository		
Checking Accounts		
General ... multi-fund account	(190.84)	
COB 2001, GOB Series 2010 Interest & Sinking	63,250.35	
County Attorney Hot Check Fund	12,278.06	
Appellate Judicial	1,055.31	
Justice of Peace No 1	37,891.32	
Justice of Peace No 2	22,454.02	
County Clerk Operating	50,023.00	
District Clerk Operating	61,764.26	
GOB Series 2013 ... Jail Project	1.00	
GOB Series 2013 ... Interest & Sinking	559,374.79	807,901.27
Sweep Accounts		
General Sweep Account ... multi-fund account	11,640,413.64	
GOB Series 2013 Sweep Account ... Jail Project	41,553.31	11,681,966.95
Certificate of Deposit .. General Fund (10.)		
0.35% per annum, paid monthly .. maturity 02.11.2017	100,000.00	
0.35% per annum, paid monthly .. maturity 05.02.2016	100,000.00	
0.35% per annum, paid monthly .. maturity 02.28.2017	100,000.00	
0.35% per annum, paid monthly .. maturity 10.29.2016	100,000.00	
0.35% per annum, paid monthly .. maturity 03.04.2017	250,000.00	
0.35% per annum, paid monthly .. maturity 04.01.2017	500,000.00	
0.35% per annum, paid monthly .. maturity 07.01.2016	500,000.00	
0.35% per annum, paid monthly .. maturity 10.01.2016	500,000.00	
0.35% per annum, paid monthly .. maturity 01.01.2017	500,000.00	2,650,000.00
		15,139,868.22
TexPool		
Investment Service for Public Funds		
Investment Pool		
General ... multi-fund account	3,489,612.18	
Interest & Sinking	711.15	
District Clerk Holding In Trust	18,045.96	
County Clerk Holding In Trust	120,707.64	
GOB Series 2013 ... Jail Project	0.00	3,629,076.93
		3,629,076.93



Portfolio by Investment Type	
As of April 30, 2016	
1	807,901.27 Checking Accounts
2	5,050,000.00 Certificates of Deposit
3	3,962,739.44 Investment Pools
4	11,681,966.95 Sweep Accounts
21,502,607.66 Total	



Portfolio by Financial Institution	
As of April 30, 2016	
1	15,139,868.22 Security State Bank & Trust
2	3,629,076.93 TexPool
3	333,662.51 Texas Class
4	2,400,000.00 Blanco National Bank
21,502,607.66 Total	

GILLESPIE COUNTY, TEXAS

Portfolio Asset Summary vs. Security Holdings
As of April 30, 2016

For Funds Held by the County Treasurer and All Fee Offices

Financial Institution Account / Investment Type	Cash Balances as of April 30, 2016		Financial Institution Pledge / Security Holdings
Security State Bank & Trust County Depository	Account Balances		Pledge / Security Holdings
County Treasurer Managed Accounts			
Checking Accounts			
General Checking ... multi-fund account	(190.84)		
COB Series 2001, GORefunding 2010 Interest & Sinking	63,250.35		
County Attorney Hot Check Fund	12,278.06		
Appellate Judicial	1,055.31		
Justice of Peace No 1	37,891.32		
Justice of Peace No 2	22,454.02		
County Clerk Operating	50,023.00		
District Clerk Operating	61,764.26		
GOB Series 2013 ... Jail Project	1.00		
GOB Series 2013 ... Interest & Sinking	559,374.79	807,901.27	
Sweep Account			
General Sweep Account ... multi-fund account	11,640,413.64		
GOB Series 2013 Sweep Account ... Jail Project	41,553.31	11,681,966.95	
County Treasurer Managed Investments			
Certificates of Deposit ... General Fund (10.)			
0.35% per annum, paid monthly .. maturity 02.11.2017	100,000.00		
0.35% per annum, paid monthly .. maturity 05.02.2016	100,000.00		
0.35% per annum, paid monthly .. maturity 02.28.2017	100,000.00		
0.35% per annum, paid monthly .. maturity 10.29.2016	100,000.00		
0.35% per annum, paid monthly .. maturity 03.04.2017	250,000.00		
0.35% per annum, paid monthly .. maturity 04.01.2017	500,000.00		
0.35% per annum, paid monthly .. maturity 07.01.2016	500,000.00		
0.35% per annum, paid monthly .. maturity 10.01.2016	500,000.00		
0.35% per annum, paid monthly .. maturity 01.01.2017	500,000.00	2,650,000.00	

GILLESPIE COUNTY, TEXAS

Portfolio Asset Summary vs. Security Holdings
As of April 30, 2016

For Funds Held by the County Treasurer and All Fee Offices

Financial Institution Account / Investment Type	Cash Balances as of April 30, 2016		Financial Institution Pledge / Security Holdings
Security State Bank & Trust County Depository	Account Balances		Pledge / Security Holdings
Tax Assessor-Collector Managed Accounts			
Checking Accounts			
TA-C Operating Account	43,048.58		
TxP&WL	4,866.41		
MVD	177,332.21		
MVD Sales Tax	254,240.46		
City of Fredericksburg Ad Valorem	88.95		
MVD Title	2,710.37		
Road & Bridge Fee	11,915.03		
Fredericksburg ISD Ad Valorem	7,590.13		
Escrow (Ad Valorem Property)	33.84		
VIT (Vehicle Inventory Tax) Escrow	1,570.63		
Harper ISD Ad Valorem	15.73		
Gillespie County WCID Ad Valorem	0.05		
Doss CCSD Ad Valorem	0.00		
Stonewall WCID Ad Valorem	0.00		
Hill Country Underground WCD Ad Valorem	0.00		
Gillespie County Ad Valorem	<u>104.93</u>	<u>503,517.32</u>	
County Clerk Managed Account			
Checking Account			
County Clerk Escrow	<u>27,158.38</u>	<u>27,158.38</u>	
Sheriff Managed Account			
Checking Account			
Sheriff Bail Bond Account	60,400.00		
Sheriff Inmate	18,344.57		
Sheriff Commissary	<u>4,911.55</u>	<u>83,656.12</u>	
District Clerk Managed Account			
Checking Account			
District Clerk Trust	<u>47,234.56</u>	<u>47,234.56</u>	
			17,927,882.85 SSB&T Pledged Securities..par value / current face
			18,369,968.79 SSB&T Pledged Securities..book value
			18,864,212.55 SSB&T Pledged Securities..fair market value
			250,000.00 FDIC Coverage / Demand Deposits @ SSB&T
	<u>15,801,434.60</u>	<u>19,364,212.55</u>	<u>250,000.00</u> FDIC Coverage / Time Deposits @ SSB&T

GILLESPIE COUNTY, TEXAS

Portfolio Asset Summary vs. Security Holdings
As of April 30, 2016

For Funds Held by the County Treasurer and All Fee Offices

Financial Institution Account / Investment Type	Cash Balances as of April 30, 2016	Financial Institution Pledge / Security Holdings
TexPool Investment Service for Public Funds County Treasurer Managed Investments		
Investment Pool Accounts		Pledge / Security Holdings
General ... multi-fund account	3,489,612.18	
Interest & Sinking - COB Series 2001/GOB Series 2010	711.15	
District Clerk Holding	18,045.96	
County Clerk Holding	120,707.64	
GOB Series 2013 ... Jail Project	0.00	
	3,629,076.93	3,629,076.93
<p>Net Asset Value ... TexPool seeks to maintain a net asset value of \$1.00 (+/- 0.005 allowable) and is designed to be used for investments of funds which may be needed at any time.</p> <p>April 30, 2016, net asset value 1.00012</p>		

Financial Institution Account / Investment Type	Cash Balances as of April 30, 2016	Financial Institution Pledge / Security Holdings
Texas Class Investment Service for Public Funds County Treasurer Managed Investments		
Investment Pool Account		Pledge / Security Holdings
GOB Series 2013 ... Jail Project	333,662.51	
	333,662.51	333,662.51
<p>Net Asset Value ... Texas Class seeks to maintain a net asset value of \$1.00 (+/- 0.005 allowable) and is designed to be used for investments of funds which may be needed at any time.</p> <p>April 30, 2016, net asset value 1.00</p>		

GILLESPIE COUNTY, TEXAS

Portfolio Asset Summary vs. Security Holdings
As of April 30, 2016

For Funds Held by the County Treasurer and All Fee Offices

Financial Institution Account / Investment Type	Cash Balances as of April 30, 2016			Financial Institution Pledge / Security Holdings
Blanco National Bank	Account Balances			Pledge / Security Holdings
County Treasurer Managed Investments				
Certificates of Deposit .. General Fund (10.)				
0.45% per annum, paid monthly .. maturity 11.07.2016	100,000.00			
0.45% per annum, paid monthly .. maturity 02.11.2017	100,000.00			
0.45% per annum, paid monthly .. maturity 01.02.2017	100,000.00			
0.45% per annum, paid monthly .. maturity 07.19.2016	100,000.00			
0.45% per annum, paid monthly .. maturity 03.07.2017	100,000.00			
0.45% per annum, paid monthly .. maturity 09.07.2016	100,000.00			
0.45% per annum, paid monthly .. maturity 10.07.2016	100,000.00			
0.45% per annum, paid monthly .. maturity 05.28.2016	100,000.00			
0.45% per annum, paid monthly .. maturity 05.28.2016	100,000.00			
0.45% per annum, paid monthly .. maturity 08.02.2016	100,000.00			
0.45% per annum, paid monthly .. maturity 11.02.2016	100,000.00			
0.45% per annum, paid monthly .. maturity 12.02.2016	100,000.00			
0.45% per annum, paid monthly .. maturity 04.18.2017	100,000.00			
0.45% per annum, paid monthly .. maturity 11.22.2016	100,000.00			
0.45% per annum, paid monthly .. maturity 01.30.2017	100,000.00			
0.45% per annum, paid monthly .. maturity 01.30.2017	100,000.00			
0.45% per annum, paid monthly .. maturity 03.05.2017	100,000.00			
0.45% per annum, paid monthly .. maturity 04.01.2017	100,000.00			
0.45% per annum, paid monthly .. maturity 12.01.2016	100,000.00			
0.45% per annum, paid monthly .. maturity 04.01.2017	100,000.00			
0.45% per annum, paid monthly .. maturity 04.01.2017	100,000.00			
0.45% per annum, paid monthly .. maturity 04.15.2017	100,000.00			
0.45% per annum, paid monthly .. maturity 06.01.2016	100,000.00			
0.45% per annum, paid monthly .. maturity 06.15.2016	100,000.00	2,400,000.00	2,400,000.00	3,438,657.95
				2,903,370.12 BNB Pledged Securities. par value
				3,090,455.06 BNB Pledged Securities. book value
				3,188,657.95 BNB Pledged Securities. fair market value
				250,000.00 FDIC Coverage @ BNB


GILLESPIE COUNTY, TEXAS

Portfolio Asset Summary vs. Security Holdings
As of April 30, 2016


For Funds Held by the County Treasurer and All Fee Offices

Financial Institution Account / Investment Type	Cash Balances as of April 30, 2016	Financial Institution Pledge / Security Holdings
--	---------------------------------------	---

Total Assets	As Of April 30, 2016	As Of April 30, 2016
	22,164,174.04	Total Securities
	26,765,609.94	



1	1,469,467.65	Checking Accounts
2	11,681,966.95	Sweep Accounts
3	3,962,739.44	Investment Pools
4	5,050,000.00	Certificates of Deposit
22,164,174.04		Total



1	15,801,434.60	Security State Bank & Trust
2	3,629,076.93	TexPool
3	2,400,000.00	Blanco National Bank
4	333,662.51	Texas Class
22,164,174.04		Total

GILLESPIE COUNTY, TEXAS

Portfolio Asset Summary vs. Security Holdings
As of April 30, 2016

For Funds Held by the County Treasurer and All Fee Offices

Financial Institution Account / Investment Type	Cash Balances as of April 30, 2016	Financial Institution Pledge / Security Holdings
--	---------------------------------------	---

Deposit and Investment Risk Disclosure
<p>General Statement ... The County continues to take a conservative approach to investment of county funds. Investment strategies are built on cash flow versus fund name. County funds are predominantly invested in TexPool ... an investment service for public funds ... and certificate of deposits. Depository interest-bearing checking accounts are used more as clearing accounts than a type of investment.</p> <p>The General Checking Account (multi-fund account) ... interest-bearing, with a one dollar (\$1.00) threshold ... is attached to a sweep account with a \$25,000.00 required minimum balance. This holds the same for the GOB Series 2013 Account ... it is interest-bearing, with a one dollar (\$1.00) threshold ... and is attached to a sweep account with a \$25,000.00 required minimum balance.</p> <p>Custodial Risk ... All deposits/investments with any banking institution are collateralized over 100%, all collateral (exclusive FDIC coverage) is placed with a third party that is not a depository of the County, and collateral is pledged to Gillespie County.</p> <p>Interest Rate Risk ... The County does not have a formal investment policy that limits investment maturities as a means of managing its exposure to fair value losses arising from changing interest rates.</p> <p>At April 30, 2016, the County had no investments other than those in an investment pool that would be effected.</p> <p>Certificates of Deposit are normally held at one year maturities and maturity dates are staggered.</p> <p>Occasionally CD's are originally invested for periods of less or over a year to optimize a staggered portfolio.</p> <p>CD's are held at face values with interests paid to the County monthly.</p> <p>Credit Risk ... <u>At April 30, 2016, the County has no investments</u> in commercial paper, corporate bonds, mutual funds.</p> <p>At April 30, 2016, TexPool was rated AAAM by Standard & Poor's.</p> <p>At April 30, 2016, Texas Class was rated AAAM by Standard & Poor's.</p> <p>Concentration of Credit Risk ... The County does not place any limit on the amount the County may invest with any type of investment or issuer. However, considering the current economy the County has kept lower concentrations in any one issuer.</p> <p>At April 30, 2016, the County had its assets/investments invested by investment type</p> <ul style="list-style-type: none"> 17.8790 % in investment pools 22.7845 % in certificate of deposit(s) 6.6299 % in checking, money market, passbook accounts 52.7065 % in sweep accounts <p>At April 30, 2016, the County had its assets/investments invested by issuer</p> <ul style="list-style-type: none"> 16.3736 % in TexPool 71.2927 % in Security State Bank & Trust 10.8283 % in Blanco National Bank 1.5054 % in Texas Class

**FY2015-2016
Gillespie County, Texas
County Treasurer Monthly Financial Statement
All Funds Managed by County Treasurer**



For Period Ended April 30, 2016

**Laura Lundquist, CCT, CIO
Gillespie County Treasurer**

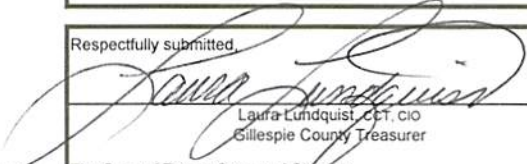
Maintenance & Operating, COB & GOB Operating, COB & GOB I&S, Special Revenue, Special Revenue..Grants, Trust and Agency							
Month	03.31.2016				FY2016	FY2015	04.30.2016
To Date	Cash Balance	Receipts	Disbursements	Allocations	Adjustments	Adjustments	Cash Balance
Maintenance & Operating (M&O)	18,163,999.52	1,093,322.64	1,620,629.55				17,636,692.61
COB & GOB Operating	375,044.68	172.14					375,216.82
COB & GOB I&S	602,309.73	22,509.31					624,819.04
Special Revenue	2,338,347.68	91,892.05	316,832.86				2,113,406.87
Special Revenue ... Grants	484.97						484.97
Trust and Agency	652,835.64	140,941.30	232,467.21				561,309.73
Totals	22,133,022.22	1,348,837.44	2,169,929.62	0.00	0.00	0.00	21,311,930.04
County Funds							

Year	09.30.2015				FY2016	FY2015	04.30.2016
To Date	Cash Balance	Receipts	Disbursements	Allocations	Adjustments	Adjustments	Cash Balance
Maintenance & Operating (M&O)	11,841,794.67	15,108,237.63	9,313,339.69				17,636,692.61
COB & GOB Operating	491,873.19	886.95	117,543.32				375,216.82
COB & GOB I&S	198,485.01	1,374,066.53	947,732.50				624,819.04
Special Revenue	2,164,430.67	534,826.96	585,850.76				2,113,406.87
Special Revenue ... Grants	484.97						484.97
Trust and Agency	639,676.77	956,463.44	1,034,830.48				561,309.73
Totals	15,336,745.28	17,974,481.51	11,999,296.75	0.00	0.00	0.00	21,311,930.04
County Funds							

Clerks of the Courts Trust Funds							
Month	03.31.2016				FY2016	FY2015	04.30.2016
To Date	Cash Balance	Receipts	Disbursements	Allocations	Adjustments	Adjustments	Cash Balance
District Clerk Trust	18,040.92	5.04					18,045.96
County Clerk Trust	120,674.14	33.50					120,707.64
Totals	138,715.06	46.59	0.00	0.00	0.00	0.00	138,753.60
Clerk Trusts							

Year	09.30.2015				FY2016	FY2015	04.30.2016
To Date	Cash Balance	Receipts	Disbursements	Allocations	Adjustments	Adjustments	Cash Balance
District Clerk Trust	18,021.48	24.48					18,045.96
County Clerk Trust	120,544.41	163.23					120,707.64
Totals	138,565.89	187.71	0.00	0.00	0.00	0.00	138,753.60
Clerk Trusts							

Respectfully submitted,



 Laura Lundquist, CCT, CIO
 Gillespie County Treasurer

The State of Texas, County of Gillespie

Before me, the undersigned authority, this day personally appeared Laura Lundquist, County Treasurer, to me well known, who, being duly sworn, deposes and says that the above and foregoing report is true and correct.

Witness my hand and seal of this office, this _____ day of _____, _____ A.D.

 Mary Lynn Rusche, County Clerk
 County of Gillespie, State of Texas

Compared, examined, and accepted in open Commissioners Court this _____ day of _____, _____ A.D.

 Mark Stroehrer, County Judge

 Curtis Cameron, Commissioner Pct No 1

 William A. Roeder, Commissioner Pct No 2

 Calvin Ransleben, Commissioner Pct No 3

 Donald W. Schuch, Commissioner Pct No 4