



FY2015-2016

GILLESPIE COUNTY, TEXAS

COUNTY TREASURER MONTHLY FINANCIAL REPORT

For The Period Ended
March 31, 2016
Unaudited

LAURA LUNDQUIST, CCT, CIO
GILLESPIE COUNTY TREASURER

- 1 Cash/Investment Balances All Funds
For Period Ended March 31, 2016
- 2 Statement of Receipts, Disbursements, Electronic Funds Transfers, Payroll,
Interfund Allocations, Adjustments, and Investments All Funds
Month to Date by Fund
- 3 Statement of Receipts, Disbursements, Electronic Funds Transfers, Payroll,
Interfund Allocations, Adjustments, and Investments All Funds
Fiscal Year to Date by Fund
- 4 Statement of Maintenance & Operating Funds
FY2005 through March 31, 2016
General Fund
Road & Bridge Funds ... County Wide, Precinct No 1, Precinct No 2, Precinct No 3, Precinct No 4
- 5 Fund Cash/Investment Balance Comparison by Fiscal Year by Fund
Active and Inactive Funds
FY2004 through March 31, 2016
- 6 Overall Cash/Investment Balance Comparison by Month
FY1985 through March 31, 2016
- 7 County Sales Tax ... Effective January 01, 1988
Allocation Summary of Sales Tax Receipts
1988 through March 31, 2016

Statement of Repayment of Erroneous Receipt of Sales Tax
1997 through March 31, 2016 ... 20 Year Payout; Final Payment FY2016
- 8 Hotel Occupancy Tax (HOT) ... Effective January 01, 2007
Summary of HOT Receipts and Expenditures
For the Period of January 01, 2007 through March 31, 2016
9. Certificates of Obligation Bonds ... Interest & Sinking
Statement of Bond Redemptions & Interest Payment Schedule
GO Refunding Bonds, Series 2010
Refunding of COB Series 2001, Post Office & Clinic Building Properties



10. General Obligation Bonds ... Interest & Sinking
Statement of Bond Redemptions & Interest Payment Schedule
GOB Series 2013, Jail Construction Project
11. Lease / Purchase Finance Capital Equipment
Statement of Principal & Interest Payment Schedule
Road & Bridge Departments – Contract No 6451, December2013
 - o Countywide
 - o Precinct No 1
 - o Precinct No 2
 - o Precinct No 3
 - o Precinct No 4
12. Public Property Finance ... Law Enforcement Radio System Upgrade
Statement of Principal & Interest Payment Schedule
Sheriff Office --- Contract No 6774, October2014
13. District Clerk Trust Funds ... Statement of Holding in Trust Funds As Managed by County Treasurer
As of March 31, 2016
14. County Clerk Trust Funds ... Statement of Holding in Trust Funds As Managed by County Treasurer
As of March 31, 2016
15. Investment Performance Summary ... Certificate(s) of Deposit
As of March 31, 2016
16. County Treasurer Portfolio Asset Summary by Investment Type
As of March 31, 2016
17. County Portfolio Asset Summary vs Security Holdings
As of March 31, 2016
18. Detailed Listing of Receipts to All Funds
For March.2016
19. Detailed Listing of Disbursements from All Funds
For March.2016
20. Detailed Listing of Electronic Funds Transfers from All Funds
For March.2016
21. Detailed Listing of Interfund Allocations to/from All Funds
For March.2016
22. Detailed Listing of Payroll Distribution All Funds
For March.2016
23. Financial Summary Recap Affidavit
As of March 31, 2016

GILLESPIE COUNTY, TEXAS

**Cash and Investment Balances
 All Funds Managed by County Treasurer**

For Period Ended March 31, 2016

FUNDS LISTING BY CATEGORY		
GENERAL and ROAD & BRIDGE FUNDS		CASH and INVESTMENTS
Maintenance & Operating Funds		
General Fund	15,691,559.95	
Road & Bridge Funds ...		
County Wide	1,799,411.13	
Precinct No 1	62,840.05	
Precinct No 2	267,236.98	
Precinct No 3	169,336.93	
Precinct No 4	<u>173,614.48</u>	
Sub-total Road & Bridge Funds	2,472,439.57	<u>18,163,999.52</u>
 SPECIAL REVENUE FUNDS		
Law Library	6,313.19	
Lateral Road ...		
Precinct No 1	13,291.39	
Precinct No 2	6,658.22	
Precinct No 3	6,658.22	
Precinct No 4	6,658.22	
Sub-total Lateral Road Funds	33,266.05	
Probate	30,635.30	
Court Reporter Service	2,399.81	
County Records Management	95,508.06	
County Clerk Records Management	123,521.21	
Sheriff Forfeiture	51,493.09	
Sheriff Abandoned Vehicle	1,203.21	
Sheriff Equitable Sharing	1,203.67	
Justice Court Bldg Security	30,556.73	
Courthouse Security	1,050.71	
District Clerk Records Management	7,996.10	
County & District Court Technology	18,520.79	
Occupancy Tax	612,456.49	
Pretrial Intervention	124,525.71	
Justice Court Technology	116,435.27	
Airport Operating	1,057,733.64	
LEOSE Training--Sheriff	8,069.91	
LEOSE Training--Constable No 1	8,702.83	
LEOSE Training--Constable No 2	6,649.16	
Tax Assessor - M V I	<u>106.75</u>	<u>2,338,347.68</u>
 SPECIAL REVENUE FUNDS ... GRANTS		
Grants ... General, Energy Efficiency	0.00	
Grants ... Law Enforcement, Emergency Services P25 Compliant Radio	0.00	
PML Loan Star Library	258.39	
PML PAC-Pug	211.40	
Airport Capital Project Grant	<u>15.18</u>	<u>484.97</u>

GILLESPIE COUNTY, TEXAS

Cash and Investment Balances All Funds Managed by County Treasurer

For Period Ended March 31, 2016

FUNDS LISTING BY CATEGORY <small>(continued)</small>			
CERTIFICATES OF OBLIGATION BONDS			
and			
GENERAL OBLIGATION BONDS			
...			
Operating Accounts			
GOB Series 2013 ... Jail Project	<u>375,044.68</u>	<u>375,044.68</u>	
CERTIFICATES OF OBLIGATION BONDS			
and			
GENERAL OBLIGATION BONDS			
...			
Interest & Sinking Accounts			
COB Series 2001/GOB Refunding Series 2010 ... Interest & Sinking	60,784.34		
GOB Series 2013 ... Interest & Sinking	<u>541,525.39</u>	<u>602,309.73</u>	
TRUST and AGENCY FUNDS			
Criminal Justice	50,104.34		
Waste Water (State Fee)	650.00		
County Attorney Hot Check	10,108.13		
McDermott (PML)	138,907.50		
Breiten (PML)	206,853.55		
Justice Of The Peace No. 1	48,831.87		
Justice Of The Peace No. 2	45,631.07		
Appellate Judicial System	845.44		
Alternative Dispute Resolution	1,700.67		
Unclaimed Monies	54,211.45		
County Clerk Operating	47,614.30		
District Clerk Operating	47,377.32		
Light Up The Block	<u>0.00</u>	<u>652,835.64</u>	<u>22,133,022.22</u>
FUNDS PENDING RELEASE			
Check(s) pending release	0.00		
EFT(s) pending release	<u>0.00</u>	<u>0.00</u>	<u>0.00</u>
CHANGE FUNDS			
General Fund (F.10) ... cash provider to various offices	3,000.00		
Sheriff Seizure Fund (F.30)	1,950.00		
County Attorney Hot Check Fund (F.80)	<u>50.00</u>	<u>5,000.00</u>	<u>5,000.00</u>

GILLESPIE COUNTY, TEXAS

Cash and Investment Balances All Funds Managed by County Treasurer

For Period Ended March 31, 2016

FUNDS LISTING BY CATEGORY (continued)				
UNALLOCATED MONIES				
Checking Accounts				
Justice of Peace No 2 Checking...unaccountable funds from 02.28.1999 ... date check book was turned over to County Treasurer	(98.56)			
Justice of Peace No 2 Checking...credit card payment pending	324.00			
Justice of Peace No 2 Checking...credit card reversal pending	110.00			
Justice of Peace No 1 Checking...credit card payment released 04.2016	110.00			
General Checking...	0.00			
District Clerk Checking...	0.00			
County Attorney Hot Check Checking...	0.00			
COB 2001/REF 2010 Checking...	0.00			
GOB 2013 Project Checking...	0.00			
Appellate Checking...	0.00			
County Clerk Checking...	0.00	<u>445.44</u>		
Investment Pools ... Investment Service For Public Funds				
TexPool ... General	0.00			
TexPool ... COB Series 2001/GOB Series 2010 Interest & Sinking	0.00			
TexPool ... GOB Series 2013 Jail Project	0.00			
Texas Class ... GOB Series 2013 Jail Project	<u>0.00</u>	<u>0.00</u>		
Other Unallocated Funds				
none reported	<u>0.00</u>	<u>0.00</u>	<u>445.44</u>	<u>22,138,467.66</u>

GILLESPIE COUNTY, TEXAS

Cash and Investment Balances All Funds Managed by County Treasurer

For Period Ended March 31, 2016

CHECKING and INVESTMENT ACCOUNTS			
CHECKING ACCOUNTS			
GENERAL OPERATING ... Interest Bearing Checking	21.60		
Cash On Hand	0.00		
Deposit In Process	1,599.98		
Deposit In Process	36.00		
Deposit In Process	49,985.75		
Deposit In Process	15.00		
Online Transfer	(121.12)		
Online Transfer	0.00		
Outstanding Financial Checks	(403,283.64)		
Outstanding Payroll Checks	(7,299.06)		
Check(s) pending release	0.00	(359,045.49)	
GENERAL OPERATING ... Interest Bearing Sweep Account			
Sweep of General Operating Checking	12,775,662.03	12,775,662.03	
COB Series 2001 / GOREfunding Series 2010 INTEREST & SINKING Checking	60,073.49		
Cash On Hand	0.00		
Online Transfer	0.00		
Online Transfer	0.00		
Outstanding Checks	0.00	60,073.49	
COUNTY ATTORNEY HOT CHECK ... Interest Bearing Checking	15,037.22		
Cash On Hand	0.00		
Deposit In Process	0.00		
Online Transfer	0.00		
Outstanding Checks	(4,929.09)	10,108.13	
APPELLATE JUDICIAL ... Interest Bearing Checking	724.32		
Cash On Hand	0.00		
Deposit In Process	0.00		
Online Transfer	121.12		
Outstanding Checks	0.00	845.44	
JUSTICE OF THE PEACE No 1 ... Interest Bearing Checking	81,789.39		
Cash On Hand	0.00		
Deposit In Process	965.50		
Online Transfer	0.00		
Outstanding Checks	(33,813.02)	48,941.87	
JUSTICE OF THE PEACE No 2 ... Interest Bearing Checking	48,082.65		
Cash On Hand	0.00		
Deposit In Process	830.00		
Online Transfer	0.00		
Outstanding Checks	(2,946.14)	45,966.51	

GILLESPIE COUNTY, TEXAS

**Cash and Investment Balances
 All Funds Managed by County Treasurer**

For Period Ended March 31, 2016

CHECKING and INVESTMENT ACCOUNTS (continued)			
CHECKING ACCOUNTS ... Continued			
COUNTY CLERK ... Interest Bearing Checking	46,856.01		
Cash On Hand	0.00		
Deposit In Process	841.00		
Deposit In Process	100.00		
Deposit In Process	34.00		
Outstanding Checks ... checks outstanding prior to 10.01.2009	(108.50)		
Outstanding Checks ... outstanding checks post 09.30.2009	(108.21)	47,614.30	
DISTRICT CLERK ... Interest Bearing Checking	90,504.95		
Cash On Hand	0.00		
Deposit In Process	25.00		
Outstanding Checks ... checks outstanding prior to 10.01.2009	(4,361.86)		
Outstanding Checks ... outstanding checks post 09.30.2009	(38,790.77)	47,377.32	
GOB SERIES 2013 - Jail Project ... Interest Bearing Checking	1.00		
Cash On Hand	0.00		
Online Transfer	0.00		
Deposit In Process	0.00		
Outstanding Checks	(2,182.80)	(2,181.80)	
GOB SERIES 2013 - Jail Project ... Interest Bearing Sweep Account			
Sweep of GOB 2013 Jail Project Checking	43,719.46	43,719.46	
GOB SERIES 2013 - Interest & Sinking ... Interest Bearing Checking	541,525.39		
Cash On Hand	0.00		
Online Transfer	0.00		
Online Transfer	0.00		
Online Transfer	0.00		
Outstanding Checks	0.00	541,525.39	13,260,606.65

GILLESPIE COUNTY, TEXAS

Cash and Investment Balances All Funds Managed by County Treasurer

For Period Ended March 31, 2016

CHECKING and INVESTMENT ACCOUNTS (continued)

TIME CERTIFICATE OF DEPOSIT(S)

All General Fund (10.) Investments

Blanco National Bank

BNB CD .. 0.45% per annum, paid monthly .. 11.07.2016 maturity	100,000.00	
BNB CD .. 0.45% per annum, paid monthly .. 02.11.2017 maturity	100,000.00	
BNB CD .. 0.45% per annum, paid monthly .. 01.02.2017 maturity	100,000.00	
BNB CD .. 0.45% per annum, paid monthly .. 07.19.2016 maturity	100,000.00	
BNB CD .. 0.45% per annum, paid monthly .. 03.07.2017 maturity	100,000.00	
BNB CD .. 0.45% per annum, paid monthly .. 09.07.2016 maturity	100,000.00	
BNB CD .. 0.45% per annum, paid monthly .. 10.07.2016 maturity	100,000.00	
BNB CD .. 0.45% per annum, paid monthly .. 05.28.2016 maturity	100,000.00	
BNB CD .. 0.45% per annum, paid monthly .. 05.28.2016 maturity	100,000.00	
BNB CD .. 0.45% per annum, paid monthly .. 08.02.2016 maturity	100,000.00	
BNB CD .. 0.45% per annum, paid monthly .. 11.02.2016 maturity	100,000.00	
BNB CD .. 0.45% per annum, paid monthly .. 12.02.2016 maturity	100,000.00	
BNB CD .. 0.45% per annum, paid monthly .. 04.18.2016 maturity	100,000.00	
BNB CD .. 0.45% per annum, paid monthly .. 11.22.2016 maturity	100,000.00	
BNB CD .. 0.45% per annum, paid monthly .. 01.30.2017 maturity	100,000.00	
BNB CD .. 0.45% per annum, paid monthly .. 01.30.2017 maturity	100,000.00	
BNB CD .. 0.45% per annum, paid monthly .. 03.05.2017 maturity	100,000.00	
BNB CD .. 0.45% per annum, paid monthly .. 04.01.2016 maturity	100,000.00	
BNB CD .. 0.45% per annum, paid monthly .. 12.01.2016 maturity	100,000.00	
BNB CD .. 0.45% per annum, paid monthly .. 04.01.2016 maturity	100,000.00	
BNB CD .. 0.45% per annum, paid monthly .. 04.01.2016 maturity	100,000.00	
BNB CD .. 0.45% per annum, paid monthly .. 04.15.2016 maturity	100,000.00	
BNB CD .. 0.45% per annum, paid monthly .. 06.01.2016 maturity	100,000.00	
BNB CD .. 0.45% per annum, paid monthly .. 06.15.2016 maturity	<u>100,000.00</u>	<u>2,400,000.00</u>

Security State Bank & Trust (County Depository)

SSB&T CD .. 0.35% per annum, paid monthly .. 02.11.2017 maturity	100,000.00	
SSB&T CD .. 0.35% per annum, paid monthly .. 05.02.2016 maturity	100,000.00	
SSB&T CD .. 0.35% per annum, paid monthly .. 02.28.2017 maturity	100,000.00	
SSB&T CD .. 0.35% per annum, paid monthly .. 10.29.2016 maturity	100,000.00	
SSB&T CD .. 0.35% per annum, paid monthly .. 03.04.2017 maturity	250,000.00	
SSB&T CD .. 0.35% per annum, paid monthly .. 04.01.2016 maturity	500,000.00	
SSB&T CD .. 0.35% per annum, paid monthly .. 07.01.2016 maturity	500,000.00	
SSB&T CD .. 0.35% per annum, paid monthly .. 10.01.2016 maturity	500,000.00	
SSB&T CD .. 0.35% per annum, paid monthly .. 01.01.2017 maturity	<u>500,000.00</u>	<u>2,650,000.00</u> <u>5,050,000.00</u>

GILLESPIE COUNTY, TEXAS

**Cash and Investment Balances
 All Funds Managed by County Treasurer**

For Period Ended March 31, 2016

CHECKING and INVESTMENT ACCOUNTS (continued)			
INVESTMENT POOLS ... Investment Service For Public Funds			
TexPool			
GENERAL ... Multi-Fund Account	3,488,643.14		
Deposit In Process	0.00		
Monies In Transit	<u>0.00</u>	<u>3,488,643.14</u>	
COB SERIES 2001/GORefunding SERIES 2010 ... Interest & Sinking	710.85		
Deposit In Process	0.00		
Monies In Transit	<u>0.00</u>	<u>710.85</u>	
GOB SERIES 2013 ... Jail Project	0.00		
Deposit In Process	0.00		
Monies In Transit	<u>0.00</u>	<u>0.00</u>	
<small>TexPool sub-total</small>		<u>3,489,353.99</u>	
Texas Class			
GOB SERIES 2013 ... Jail Project	333,507.02		
Deposit In Process	0.00		
Monies In Transit	<u>0.00</u>	<u>333,507.02</u>	<u>3,822,861.01</u>
CHANGE FUNDS			
Under General Fund (F.10)			
Tax Office ... Teller Drawers (4)	1,200.00		
Tax Office ... Office Administration	0.00		
County Clerk	100.00		
District Clerk	100.00		
Justice of Peace No 1	200.00		
Justice of Peace No 2	200.00		
Pioneer Memorial Library	100.00		
Sheriff ... Administration	50.00		
Sheriff ... Jail Operations	50.00		
County Treasurer	1,000.00		
County Warehouse	<u>0.00</u>	<u>3,000.00</u>	
Under Sheriff Seizure (F.30)			
Sheriff ... Administrative Office	<u>1,950.00</u>	<u>1,950.00</u>	
Under County Attorney Hot Check (F.80)			
County Attorney	<u>50.00</u>	<u>50.00</u>	<u>5,000.00</u>
			<u>22,138,467.66</u>

GILLESPIE COUNTY, TEXAS

Cash and Investment Balances All Funds Managed by County Treasurer

For Period Ended March 31, 2016

DISTRICT CLERK HOLDING					
HOLDING ACCOUNT (s)			CASH and INVESTMENTS		
holding account(s)	<u>18,040.92</u>	<u>18,040.92</u>	<u>18,040.92</u>	<u>18,040.92</u>	18,040.92
INVESTMENT POOLS ... Investment Service For Public Funds					
TEXPOOL ... DISTRICT CLERK HOLDING	18,040.92				
Deposit In Process	0.00				
Monies In Transit	<u>0.00</u>	<u>18,040.92</u>	<u>18,040.92</u>		18,040.92

COUNTY CLERK HOLDING					
HOLDING ACCOUNT (s)			CASH and INVESTMENTS		
holding account(s)	<u>120,674.14</u>	<u>120,674.14</u>	<u>120,674.14</u>	<u>120,674.14</u>	120,674.14
INVESTMENT POOLS ... Investment Service For Public Funds					
TEXPOOL ... COUNTY CLERK HOLDING	120,674.14				
Deposit In Process	0.00				
Monies In Transit	<u>0.00</u>	<u>120,674.14</u>	<u>120,674.14</u>		120,674.14



Laura Lundquist, ECT, CIO
 Gillespie County Treasurer
 Gillespie County, Texas

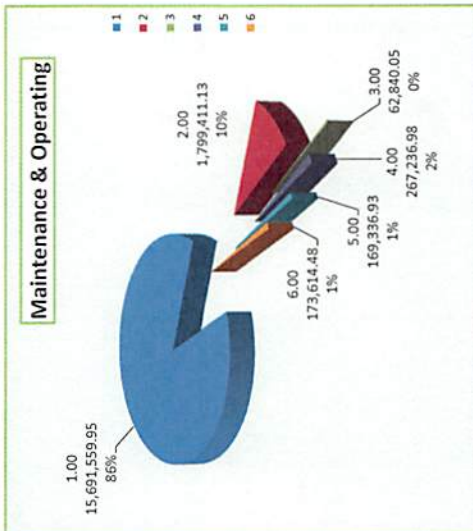
GILLESPIE COUNTY, TEXAS
STATEMENT OF
Receipts, Disbursements, Electronic Funds Transfers, Payroll, Interfund Allocations, Adjustments, and Time Investments
of County Funds Managed by County Treasurer

For the Period Ended March 31, 2016

For Current Account Period	Cash Balance as of 02.29.2016	Receipts	Disbursements	Electronic Fund Transfers	Payroll	Total Disbursements	Interfund Allocations In	Interfund Allocations Out	FY2016 Adjustments	FY2015 YE Adjustments	Cash Balances as of 03.31.2016	Time Investments	Adjusted Cash Balance as of 03.31.2016	For Current Account Period
GENERAL and ROAD & BRIDGE ... Maintenance & Operating Funds														
F10 General	16,396,577.07	678,081.31	806,580.33	304,028.53	272,489.57	1,383,098.43					15,691,559.95	5,050,000.00	10,641,559.95	F10 General
Road & Bridge Funds														
F15 County Wide	1,642,003.11	176,222.78	16,349.18		2,465.58	18,814.76					1,799,411.13		1,799,411.13	F15 County Wide
F16 Precinct No 1	126,644.94	31.23	48,782.59		15,053.53	63,836.12					62,840.05		62,840.05	F16 Precinct No 1
F17 Precinct No 2	295,414.99	112.54	13,720.24		14,570.31	28,290.55					267,236.98		267,236.98	F17 Precinct No 2
F18 Precinct No 3	223,955.80	76.63	35,853.25		18,842.25	54,695.50					169,336.93		169,336.93	F18 Precinct No 3
F19 Precinct No 4	233,396.95	77.70	42,501.83		17,358.34	59,860.17					173,614.48		173,614.48	F19 Precinct No 4
Sub-Total R&B	2,321,415.79	116,530.86	157,207.06	0.00	66,260.01	225,497.10	0.00	0.00	0.00	0.00	2,472,439.57	0.00	2,472,439.57	Sub-Total R&B
Sub-Totals	18,917,992.86	854,602.19	963,787.42	304,028.53	340,779.58	1,608,595.53	0.00	0.00	0.00	0.00	18,163,999.52	5,050,000.00	13,113,999.52	Sub-Totals
GENERAL and ROAD & BRIDGE ... Maintenance & Operating Funds														

Maintenance & Operating
Cash Balances by Fund
As of March 31, 2016

15,691,559.95	General Fund
1,799,411.13	F15 County Wide
62,840.05	F16 Precinct No 1
267,236.98	F17 Precinct No 2
169,336.93	F18 Precinct No 3
173,614.48	F19 Precinct No 4
18,163,999.52	



GILLESPIE COUNTY, TEXAS
STATEMENT OF
Receipts, Disbursements, Electronic Funds Transfers, Payroll, Interfund Allocations, Adjustments, and Time Investments
of County Funds Managed by County Treasurer

For the Period Ended March 31, 2016

For Current Account Period	Cash Balance as of 02.29.2016	Receipts	Disbursements	Electronic Fund Transfers	Payroll	Total Disbursements	Interfund Allocations In	Interfund Allocations Out	FY2015 YE Adjustments	FY2016 Adjustments	Cash Balances as of 03.31.2016	Time Investments	Adjusted Cash Balance as of 03.31.2016	For Current Account Period
SPECIAL REVENUE														
F20 Law Library	5,743.12	2,107.07	1,537.00			1,537.00					6,313.19		6,313.19	F20 Law Library
F21 Lateral Road Precinct Depts														F21 Lateral Road Precinct Depts
Precinct No 1	13,291.39					0.00					13,291.39		13,291.39	Precinct No 1
Precinct No 2	6,658.22					0.00					6,658.22		6,658.22	Precinct No 2
Precinct No 3	6,658.22					0.00					6,658.22		6,658.22	Precinct No 3
Precinct No 4	6,658.22					0.00					6,658.22		6,658.22	Precinct No 4
F24 Probate	30,511.06	230.00	105.76			105.76					30,635.30		30,635.30	F24 Probate
F25 Court Reporter	1,787.44	726.37	114.00			114.00					2,399.81		2,399.81	F25 Court Reporter
F28 County Records Mgmt	94,412.68	1,095.38				0.00					95,508.06		95,508.06	F28 County Records Mgmt
F29 County Clerk Records Mgmt	119,713.79	5,893.40	16.64		2,069.34	2,089.98					123,521.21		123,521.21	F29 County Clerk Records Mgmt
F30 Sheriff Forfeiture	51,472.35	20.74				0.00					51,493.09		51,493.09	F30 Sheriff Forfeiture
F93 Sheriff Abandoned Vehicle	1,202.73	0.48				0.00					1,203.21		1,203.21	F93 Sheriff Abandoned Vehicle
F31 Justice Court Bldg Security	30,335.17	221.56				0.00					30,556.73		30,556.73	F31 Justice Court Bldg Security
F32 Courthouse Security	1,102.74	1,725.04	175.66		1,601.41	1,777.07					1,050.71		1,050.71	F32 Courthouse Security
F34 District Clerk Records Mgmt	7,663.97	332.13				0.00					7,996.10		7,996.10	F34 District Clerk Records Mgmt
F35 County & District Courts Technology	17,926.46	594.33				0.00					18,520.79		18,520.79	F35 County & District Courts Technology
F36 Occupancy Tax	607,074.15	5,382.34				0.00					612,456.49		612,456.49	F36 Occupancy Tax
F37 Pretrial Intervention	124,525.71					0.00					124,525.71		124,525.71	F37 Pretrial Intervention
F51 Justice Court Technology	115,476.97	958.30				0.00					116,435.27		116,435.27	F51 Justice Court Technology
F72 Airport Operating	1,054,590.94	11,015.25	2,330.14		5,542.41	7,872.55					1,057,733.64		1,057,733.64	F72 Airport Operating
F78 LOOSE-Sheriff	8,069.91					0.00					8,069.91		8,069.91	F78 LOOSE-Sheriff
F79 LOOSE-Constable 1	8,038.15	664.68				0.00					8,702.83		8,702.83	F79 LOOSE-Constable 1
F82 LOOSE-Constable 2	5,984.48	664.68				0.00					6,649.16		6,649.16	F82 LOOSE-Constable 2
F81 Tax Assessor-M V I	106.75					0.00					106.75		106.75	F81 Tax Assessor-M V I
F40 Sheriff Equitable Sharing	1,203.19	0.48				0.00					1,203.67		1,203.67	F40 Sheriff Equitable Sharing
Sub-Totals Special Revenue	2,320,207.81	31,632.23	4,279.20	0.00	9,213.16	13,492.36	0.00	0.00	0.00	0.00	2,338,347.68	0.00	2,338,347.68	Sub-Totals Special Revenue

GILLESPIE COUNTY, TEXAS
STATEMENT OF
Receipts, Disbursements, Electronic Funds Transfers, Payroll, Interfund Allocations, Adjustments, and Time Investments
of County Funds Managed by County Treasurer

For the Period Ended March 31, 2016

For Current Account Period	Cash Balance as of 02.29.2016	Receipts	Disbursements	Electronic Fund Transfers	Payroll	Total Disbursements	Interfund Allocations In	Interfund Allocations Out	FY2015 YE Adjustments	FY2016 Adjustments	Cash Balances as of 03.31.2016	Time Investments	Adjusted Cash Balance as of 03.31.2016	For Current Account Period
----------------------------	-------------------------------	----------	---------------	---------------------------	---------	---------------------	--------------------------	---------------------------	-----------------------	--------------------	--------------------------------	------------------	--	----------------------------

SPECIAL REVENUE ... GRANTS														
F11 Grants ... General - Energy Efficiency	0.00					0.00					0.00		0.00	F11 Grants ... General - Energy Efficiency
F11 Grants ... Law Enforcement, Emergency Services P25 Compliant Radio	0.00					0.00					0.00		0.00	F11 Grants ... Law Enforcement, Emergency Services P25 Compliant Radio
F54 PML ... Loan Star Grant	258.39					0.00					258.39		258.39	F54 PML ... Loan Star Grant
F54 PML ... PAC-HUG Grant	211.40					0.00					211.40		211.40	F54 PML ... PAC-HUG Grant
F71 Airport Capital Project Grant	15.18					0.00					15.18		15.18	F71 Airport Capital Project Grant
Sub-Totals Special Revenue ... Grants	484.97	0.00	0.00	0.00	0.00	0.00	0.00	0.00	0.00	0.00	484.97	0.00	484.97	Sub-Totals Special Revenue ... Grants

CERTIFICATES OF OBLIGATION BONDS and GENERAL OBLIGATION BONDS ... Project Operating Accounts														
F61 GOB Series 2013 ... Jail Project	379,680.99	172.12	4,808.43			4,808.43					375,044.68		375,044.68	F61 GOB Series 2013 ... Jail Project
Sub-Totals COB ... GOB Operating	379,680.99	172.12	4,808.43	0.00	0.00	4,808.43	0.00	0.00	0.00	0.00	375,044.68	0.00	375,044.68	Sub-Totals COB ... GOB Operating

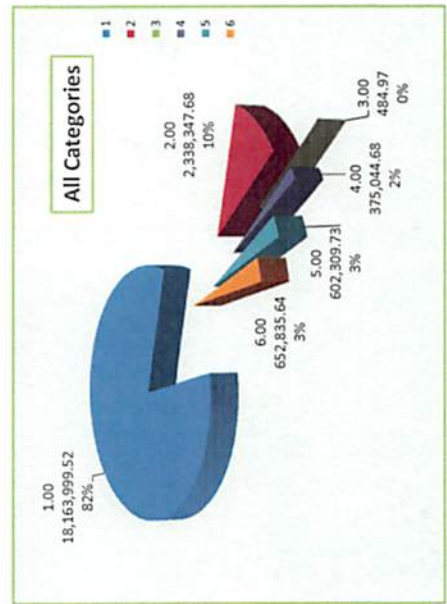
CERTIFICATES OF OBLIGATION BONDS and GENERAL OBLIGATION BONDS ... Interest & Sinking Accounts														
F62 GOB Series 2013 ... Interest & Sinking	521,556.52	19,968.87				0.00					541,525.39		541,525.39	F62 GOB Series 2013 ... Interest & Sinking
F53 COB Series 2001 / GOB Refunding Series 2013 ... Interest & Sinking	57,258.24	3,526.10				0.00					60,784.34		60,784.34	F53 COB Series 2001 / GOB Refunding Series 2013 ... Interest & Sinking
Sub-Totals COB ... GOB I&S	578,814.76	23,494.97	0.00	0.00	0.00	0.00	0.00	0.00	0.00	0.00	602,309.73	0.00	602,309.73	Sub-Totals COB ... GOB I&S

GILLESPIE COUNTY, TEXAS
STATEMENT OF
Receipts, Disbursements, Electronic Funds Transfers, Payroll, Interfund Allocations, Adjustments, and Time Investments
of County Funds Managed by County Treasurer

For the Period Ended March 31, 2016

For Current Account Period	Cash Balance as of 02.29.2016	Receipts	Disbursements	Electronic Fund Transfers	Payroll	Total Disbursements	Interfund Allocations In	Interfund Allocations Out	FY2016 Adjustments	FY2015 Adjustments	Cash Balances as of 03.31.2016	Time Investments	Adjusted Cash Balance as of 03.31.2016	For Current Account Period
TRUST and AGENCY														TRUST and AGENCY
F22 Criminal Justice	13,290.83	36,813.51				0.00					50,104.34		50,104.34	F22 Criminal Justice
F27 Waste Water	520.00	130.00				0.00					650.00		650.00	F27 Waste Water
F80 County Attorney Hot Check	11,314.60	3,624.17	4,830.64			4,830.64					10,108.13		10,108.13	F80 County Attorney Hot Check
F89 McDermott (PML)	138,851.55	55.95				0.00					138,907.50		138,907.50	F89 McDermott (PML)
F92 Breiten (PML)	206,770.24	83.31				0.00					206,853.55		206,853.55	F92 Breiten (PML)
F85 Justice Of Peace 1	69,403.97	32,709.07	53,281.17			53,281.17					48,831.87		48,831.87	F85 Justice Of Peace 1
F86 Justice Of Peace 2	22,157.92	25,037.90	1,564.75			1,564.75					45,631.07		45,631.07	F86 Justice Of Peace 2
F83 Appellate Judicial	548.28	297.16				0.00					845.44		845.44	F83 Appellate Judicial
F84 Alternative Dispute Resolution	1,011.41	689.26				0.00					1,700.67		1,700.67	F84 Alternative Dispute Resolution
F90 Unclaimed Monies	54,211.45	46,291.30	44,216.04			0.00					54,211.45		54,211.45	F90 Unclaimed Monies
F84 County Clerk Operating	45,539.04		44,216.04			0.00					47,614.30		47,614.30	F84 County Clerk Operating
F95 District Clerk Operating	67,316.51	21,570.77	41,509.96			41,509.96					47,377.32		47,377.32	F95 District Clerk Operating
Sub-Totals Trust and Agency	630,935.80	167,302.40	145,402.56	0.00	0.00	145,402.56	0.00	0.00	0.00	0.00	652,835.64	0.00	652,835.64	Sub-Totals Trust and Agency

TOTALS ALL FUNDS	22,828,117.19	1,077,203.91	1,118,277.61	304,028.53	349,992.74	1,772,288.88	0.00	0.00	0.00	0.00	22,133,022.22	5,050,000.00	17,083,022.22	TOTALS ALL FUNDS
-------------------------	----------------------	---------------------	---------------------	-------------------	-------------------	---------------------	-------------	-------------	-------------	-------------	----------------------	---------------------	----------------------	-------------------------



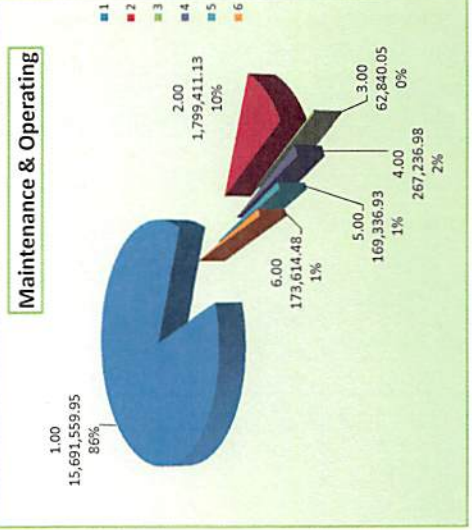
GILLESPIE COUNTY, TEXAS
STATEMENT OF
Receipts, Disbursements, Electronic Funds Transfers, Payroll, Interfund Allocations, Adjustments, and Time Investments
of County Funds Managed by County Treasurer

Fiscal Year to Date as of Period Ended March 31, 2016

For Current Account Period	Cash Balance as of 09.30.2015	Receipts	Disbursements	Electronic Fund Transfers	Payroll	Total Disbursements	Interfund Allocations In	Interfund Allocations Out	FY2016 Adjustments	FY2015 YE Adjustments	Cash Balances as of 03.31.2016	Time Investments	Adjusted Cash Balance as of 03.31.2016	For Current Account Period
GENERAL and ROAD & BRIDGE ... Maintenance & Operating Funds														
F10 General	10,425,972.66	11,752,847.87	3,143,913.68	1,536,681.03	1,806,665.87	6,487,260.58					15,691,559.95	5,050,000.00	10,641,559.95	F10 General
Road & Bridge Funds														Road & Bridge Funds
F15 County Wide	341,842.65	2,253,874.54	120,267.42		14,788.64	135,056.08		661,250.00			1,799,411.13		1,799,411.13	F15 County Wide
F16 Precinct No 1	268,572.55	3,737.57	270,483.46		111,236.61	381,720.07		172,250.00			62,840.05		62,840.05	F16 Precinct No 1
F17 Precinct No 2	267,713.97	331.15	54,114.99		90,693.15	144,808.14		144,000.00			267,236.98		267,236.98	F17 Precinct No 2
F18 Precinct No 3	268,676.90	228.60	165,366.78		115,701.79	281,068.57		181,500.00			169,336.93		169,336.93	F18 Precinct No 3
F19 Precinct No 4	269,015.94	3,895.26	156,680.36		106,116.36	262,796.72		163,500.00			173,614.48		173,614.48	F19 Precinct No 4
Sub-Total R&B	1,415,822.01	2,262,067.12	768,913.01	0.00	438,536.55	1,205,449.56		661,250.00	0.00	0.00	2,472,439.57	0.00	2,472,439.57	Sub-Total R&B
Sub-Totals General / Road & Bridge ... Maintenance & Operating Funds	11,841,794.67	14,014,914.99	3,910,826.69	1,536,681.03	2,245,202.42	7,692,710.14	661,250.00	661,250.00	0.00	0.00	18,163,999.52	5,050,000.00	13,113,999.52	Sub-Totals General / Road & Bridge ... Maintenance & Operating Funds

Maintenance & Operating
Cash Balances by Fund
As of March 31, 2016

General Fund	F15 County Wide	F16 Precinct No 1	F17 Precinct No 2	F18 Precinct No 3	F19 Precinct No 4
15,691,559.95	1,799,411.13	62,840.05	267,236.98	169,336.93	173,614.48
18,163,999.52					



**GILLESPIE COUNTY, TEXAS
STATEMENT OF
Receipts, Disbursements, Electronic Funds Transfers, Payroll, Interfund Allocations, Adjustments, and Time Investments
of County Funds Managed by County Treasurer
Fiscal Year to Date as of Period Ended March 31, 2016**

For Current Account Period	Balance as of 09.30.2015	Receipts	Disbursements	Electronic Fund Transfers	Payroll	Total Disbursements	In Interfund Allocations	Out Interfund Allocations	Adjustments FY2016	Adjustments YE FY2015	Balance as of 03.31.2016	Cash Investments Time	Adjusted Cash Balance as of 03.31.2016	For Current Account Period
-------------------------------	--------------------------------	----------	---------------	------------------------------	---------	------------------------	--------------------------------	---------------------------------	-----------------------	-----------------------------	--------------------------------	-----------------------------	---	-------------------------------

SPECIAL REVENUE														
F20 Law Library	7,760.46	7,707.23	9,154.50			9,154.50					6,313.19		6,313.19	F20 Law Library
F21 Lateral Road Precinct														F21 Lateral Road Precinct
Depts														Depts
Precinct No 1	6,633.18	6,658.21	0.00			0.00					13,291.39		13,291.39	Precinct No 1
Precinct No 2	0.00	6,658.22	0.00			0.00					6,658.22		6,658.22	Precinct No 2
Precinct No 3	0.00	6,658.22	0.00			0.00					6,658.22		6,658.22	Precinct No 3
Precinct No 4	0.00	6,658.22	0.00			0.00					6,658.22		6,658.22	Precinct No 4
F24 Probate	29,772.98	1,591.78	729.46			729.46					30,635.30		30,635.30	F24 Probate
F25 Court Reporter	467.33	2,082.48	150.00			150.00					2,399.81		2,399.81	F25 Court Reporter
F28 County Records Mgmt	91,506.18	4,001.88	0.00			0.00					95,508.06		95,508.06	F28 County Records Mgmt
F29 County Clerk Records Mgmt	103,515.09	32,731.51	36.93		12,688.46	12,725.39					123,521.21		123,521.21	F29 County Clerk Records Mgmt
F30 Sheriff Forfeiture	37,627.93	13,924.16	59.00			59.00					51,493.09		51,493.09	F30 Sheriff Forfeiture
F93 Sheriff Abandoned Vehicle	1,201.61	1.60	0.00			0.00					1,203.21		1,203.21	F93 Sheriff Abandoned Vehicle
F31 Justice Court Bldg Security	29,522.59	1,034.14	0.00			0.00					30,556.73		30,556.73	F31 Justice Court Bldg Security
F32 Courthouse Security	2,097.39	7,904.94	350.71		8,600.91	8,951.62					1,050.71		1,050.71	F32 Courthouse Security
F34 District Clerk Records Mgmt	7,114.22	881.88	0.00			0.00					7,996.10		7,996.10	F34 District Clerk Records Mgmt
F35 County & District Courts Technology	16,756.67	1,764.12	0.00			0.00					18,520.79		18,520.79	F35 County & District Courts Technology
F36 Occupancy Tax	538,177.10	225,173.53	150,894.14			150,894.14					612,456.49		612,456.49	F36 Occupancy Tax
F37 Pretrial Intervention	123,025.71	1,500.00	0.00			0.00					124,525.71		124,525.71	F37 Pretrial Intervention
F51 Justice Court Technology	112,119.89	4,315.38	0.00			0.00					116,435.27		116,435.27	F51 Justice Court Technology
F72 Airport Operating	1,037,772.61	106,314.82	50,844.08		35,509.71	86,353.79					1,057,733.64		1,057,733.64	F72 Airport Operating
F78 LEOSE - Sheriff	4,028.28	4,041.63	0.00			0.00					8,069.91		8,069.91	F78 LEOSE - Sheriff
F79 LEOSE- Constable 1	8,038.15	664.68	0.00			0.00					8,702.83		8,702.83	F79 LEOSE- Constable 1
F82 LEOSE-Constable 2	5,984.48	664.68	0.00			0.00					6,649.16		6,649.16	F82 LEOSE-Constable 2
F81 Tax Assessor-M V I	106.75	106.75	0.00			0.00					106.75		106.75	F81 Tax Assessor-M V I
F40 Sheriff Equitable Sharing	1,202.07	1.60	0.00			0.00					1,203.67		1,203.67	F40 Sheriff Equitable Sharing
Sub-Totals	2,164,430.67	442,934.91	212,218.82	0.00	56,799.08	269,017.90	0.00	0.00	0.00	0.00	2,338,347.68	0.00	2,338,347.68	Sub-Totals
Special Revenue	2,164,430.67	442,934.91	212,218.82	0.00	56,799.08	269,017.90	0.00	0.00	0.00	0.00	2,338,347.68	0.00	2,338,347.68	Special Revenue

GILLESPIE COUNTY, TEXAS
STATEMENT OF
Receipts, Disbursements, Electronic Funds Transfers, Payroll, Interfund Allocations, Adjustments, and Time Investments
of County Funds Managed by County Treasurer

Fiscal Year to Date as of Period Ended March 31, 2016

For Current Account Period	Cash Balance as of 09.30.2015	Receipts	Disbursements	Electronic Fund Transfers	Payroll	Total Disbursements	Interfund Allocations In	Interfund Allocations Out	FY2016 Adjustments	FY2015 Adjustments	Cash Balances as of 03.31.2016	Time Investments	Adjusted Cash Balance as of 03.31.2016	For Current Account Period
----------------------------	-------------------------------	----------	---------------	---------------------------	---------	---------------------	--------------------------	---------------------------	--------------------	--------------------	--------------------------------	------------------	--	----------------------------

SPECIAL REVENUE ... GRANTS														
F11 Grants ... General - Energy Efficiency	0.00					0.00					0.00		0.00	F11 Grants ... General - Energy Efficiency
F11 Grants ... Law Enforcement, Emergency Services P25 Compliant Radio	0.00					0.00					0.00		0.00	F11 Grants ... Law Enforcement, Emergency Services P25 Compliant Radio
F54 PML ... Loan Star Grant	258.39					0.00					258.39		258.39	F54 PML ... Loan Star Grant
F54 PML ... PAC-HUG Grant	211.40					0.00					211.40		211.40	F54 PML ... PAC-HUG Grant
F71 Airport Capital Project Grant	15.18					0.00					15.18		15.18	F71 Airport Capital Project Grant
Sub-Totals Special Revenue ... Grants	484.97	0.00	0.00	0.00	0.00	0.00	0.00	0.00	0.00	0.00	484.97	0.00	484.97	Sub-Totals Special Revenue ... Grants

CERTIFICATES OF OBLIGATION BONDS and GENERAL OBLIGATION BONDS ... Project Operating Accounts														
F61 GOB Series 2013 ... Jail Project	491,873.19	714.81	117,543.32			117,543.32					375,044.68		375,044.68	F61 GOB Series 2013 ... Jail Project
Sub-Totals COB ... GOB Operating	491,873.19	714.81	117,543.32	0.00	0.00	117,543.32	0.00	0.00	0.00	0.00	375,044.68	0.00	375,044.68	Sub-Totals COB ... GOB Operating

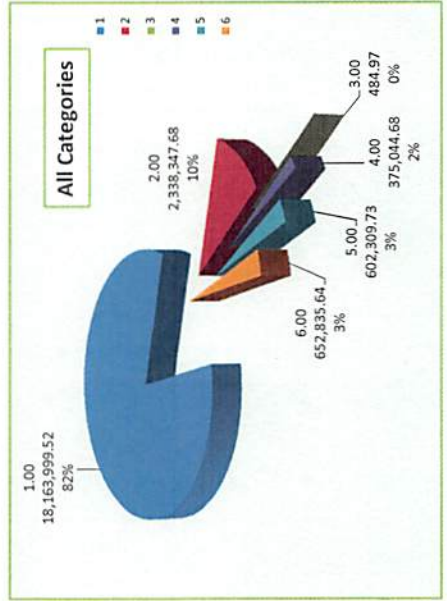
CERTIFICATES OF OBLIGATION BONDS and GENERAL OBLIGATION BONDS ... Interest & Sinking Accounts														
F62 GOB Series 2013 ... Interest & Sinking	176,091.44	1,148,458.95	783,025.00			783,025.00					541,525.39		541,525.39	F62 GOB Series 2013 ... Interest & Sinking
F53 COB Series 2001 / GOB Refunding Series 2013 ... Interest & Sinking	22,393.57	203,098.27	750.00	163,957.50		164,707.50					60,784.34		60,784.34	F53 COB Series 2001 / GOB Refunding Series 2013 ... Interest & Sinking
Sub-Totals COB ... GOB I&S	198,485.01	1,351,657.22	750.00	946,982.50	0.00	947,732.50	0.00	0.00	0.00	0.00	602,309.73	0.00	602,309.73	Sub-Totals COB ... GOB I&S

**GILLESPIE COUNTY, TEXAS
STATEMENT OF
Receipts, Disbursements, Electronic Funds Transfers, Payroll, Interfund Allocations, Adjustments, and Time Investments
of County Funds Managed by County Treasurer**

Fiscal Year to Date as of Period Ended March 31, 2016

For Current Account Period	Cash Balance as of 09.30.2015	Receipts	Disbursements	Electronic Fund Transfers	Payroll	Total Disbursements	Interfund Allocations In	Interfund Allocations Out	FY2016 Adjustments	FY2015 Adjustments	Cash Balances as of 03.31.2016	Time Investments	Adjusted Cash Balance as of 03.31.2016	For Current Account Period
TRUST and AGENCY														
F22 Criminal Justice	54,332.95	138,616.30	712.07	142,132.84		142,844.91					50,104.34		50,104.34	F22 Criminal Justice
F27 Waste Water	650.00	1,070.00	1,070.00			1,070.00					650.00		650.00	F27 Waste Water
F80 County Attorney Hot Check	11,784.05	28,000.04	29,675.96			29,675.96					10,108.13		10,108.13	F80 County Attorney Hot Check
F89 McDermott (PML)	138,721.86	185.64				0.00					138,907.50		138,907.50	F89 McDermott (PML)
F92 Breiten (PML)	207,231.35	276.63	654.43			654.43					206,853.55		206,853.55	F92 Breiten (PML)
F85 Justice Of Peace 1	39,391.40	153,855.19	144,414.72			144,414.72					48,831.87		48,831.87	F85 Justice Of Peace 1
F86 Justice Of Peace 2	16,066.07	118,981.43	89,416.43			89,416.43					45,631.07		45,631.07	F86 Justice Of Peace 2
F83 Appellate Judicial	777.34	1,095.31	1,027.21			1,027.21					845.44		845.44	F83 Appellate Judicial
F84 Alternative Dispute Resolution	2,195.50	2,810.43	3,305.26			3,305.26					1,700.67		1,700.67	F84 Alternative Dispute Resolution
F90 Unclaimed Monies	54,211.45					0.00					54,211.45		54,211.45	F90 Unclaimed Monies
F94 County Clerk Operating	42,645.44	253,150.33	248,181.47			248,181.47					47,614.30		47,614.30	F94 County Clerk Operating
F95 District Clerk Operating	71,669.36	117,480.84	141,772.88			141,772.88					47,377.32		47,377.32	F95 District Clerk Operating
Sub-Totals Trust and Agency	639,676.77	815,622.14	660,230.43	142,132.84	0.00	802,363.27	0.00	0.00	0.00	0.00	652,835.64	0.00	652,835.64	Sub-Totals Trust and Agency

TOTALS ALL FUNDS	15,336,745.28	16,625,644.07	4,901,569.26	2,625,796.37	2,302,001.50	9,829,367.13	661,250.00	661,250.00	0.00	0.00	22,133,022.22	5,050,000.00	17,083,022.22	TOTALS ALL FUNDS
------------------	---------------	---------------	--------------	--------------	--------------	--------------	------------	------------	------	------	---------------	--------------	---------------	------------------



**FY2015-2016
GILLESPIE COUNTY, TEXAS
STATEMENT OF
Fund Cash/ Investment Balances of All County Funds Managed By County Treasurer**

FUND DESCRIPTION ACTIVE FUNDS		FY2016	FY2015	FY2014	FY2013	FY2012	FY2011	FY2010	FY2009	FY2008	FY2007	FY2006	FY2005
		As of 03.31.2016						As Of Fiscal Year Ending Date					
GENERAL and ROAD & BRIDGE Maintenance & Operating													
F10	General Fund												
	All Departments	15,691,559.95	10,425,972.66	9,427,791.73	7,929,967.87	6,382,410.44	7,099,577.50	8,058,141.42	9,262,263.41	8,857,295.99	7,871,493.01	6,391,051.39	4,764,571.70
Road & Bridge													
F15	County Wide	1,799,411.13	341,842.65	378,620.01	285,411.34	269,007.62	247,933.84	231,323.63	415,645.89	590,087.10	266,135.87	214,879.76	325,631.63
F16	Precinct No 1	62,840.05	268,572.55	241,992.22	241,285.37	245,176.66	314,264.01	419,950.01	310,192.73	159,578.97	288,106.85	214,159.86	146,948.45
F17	Precinct No 2	267,236.98	267,713.97	250,708.69	263,049.77	258,790.65	290,025.28	437,336.83	225,655.61	238,217.17	214,371.88	129,291.12	143,620.74
F18	Precinct No 3	169,336.93	268,676.90	143,588.42	266,091.82	255,513.57	302,798.14	356,974.50	189,553.20	94,153.92	261,697.98	131,482.78	89,710.29
F19	Precinct No 4	173,614.48	269,015.94	228,968.64	296,509.28	242,510.97	296,473.77	334,265.94	297,466.40	205,119.63	294,441.60	144,424.27	87,076.99
	Road & Bridge Sub-Totals	2,472,439.57	1,415,822.01	1,243,877.98	1,352,347.58	1,270,999.47	1,451,495.04	1,779,850.91	1,438,513.83	1,287,156.79	1,324,754.18	834,237.79	792,988.10
Sub-Totals General and Road & Bridge Maintenance & Operating		18,163,999.52	11,841,794.67	10,671,669.71	9,282,315.45	7,653,409.91	8,551,072.54	9,837,992.33	10,700,777.24	10,144,452.78	9,196,247.19	7,225,289.18	5,557,559.80

**FY2015-2016
GILLESPIE COUNTY, TEXAS
STATEMENT OF
Fund Cash/ Investment Balances of All County Funds Managed By County Treasurer**

FUND DESCRIPTION ACTIVE FUNDS		FY2016	FY2015	FY2014	FY2013	FY2012	FY2011	FY2010	FY2009	FY2008	FY2007	FY2006	FY2005
		As of 03.31.2016						As Of Fiscal Year Ending Date					
SPECIAL REVENUE													
F20	Law Library	6,313.19	7,760.46	13,480.79	22,378.86	28,338.91	39,192.23	43,400.98	41,852.55	42,419.59	40,079.68	36,066.66	31,284.42
F21	Lateral Road Precinct Depts									31,328.62	18,897.94	0.00	12,377.05
	Precinct No 1	13,291.39	6,633.18	0.00	0.00	0.00	0.00	0.00	0.00				
	Precinct No 2	6,658.22	0.00	0.00	0.00	0.00	0.00	0.00	0.00				
	Precinct No 3	6,658.22	0.00	0.00	0.00	0.00	0.00	0.00	0.00				
	Precinct No 4	6,658.22	0.00	0.00	0.00	0.00	0.00	0.00	0.00				
F24	Probate Training	30,635.30	29,772.98	26,340.90	23,622.04	19,141.40	16,237.87	12,211.95	9,105.91	5,897.08	3,645.71	3,765.83	3,195.83
F25	Court Reporter Service	2,399.81	467.33	236.68	2,457.15	772.43	531.72	3,586.72	3,925.99	4,749.95	4,047.90	5,121.28	5,477.58
F28	County Records Mgt	95,508.06	91,506.18	83,503.81	75,768.96	68,085.54	60,798.05	85,746.02	83,499.27	78,601.53	67,393.03	58,717.22	51,017.76
F29	County Clerk Rcds Mgt	123,521.21	103,515.09	86,517.49	60,025.77	49,201.97	50,654.52	68,198.97	73,472.48	70,443.27	82,242.00	72,150.57	72,669.38
F30	Sheriff Forfeiture	51,493.09	37,627.93	15,712.92	15,899.44	11,441.71	7,858.55	9,611.45	9,686.21	7,929.49	7,672.56	7,249.58	5,649.05
F97	Sheriff Abandoned Vehicle	1,203.21	1,201.61	1,199.37	1,197.57	1,195.50	1,193.43	1,191.12	1,188.59				
F31	Justice Court Bldg Security	30,556.73	29,522.59	27,149.25	24,171.38	21,074.90	18,274.01	14,515.70	10,916.77	7,584.19	4,002.12	1,179.63	
F32	Courthouse Security	1,050.71	2,097.39	12,630.03	44,053.70	71,743.76	102,026.09	130,994.24	144,526.10	135,480.79	121,098.83	107,026.56	97,568.68
F34	Distist Clerk Records Mgmt	7,996.10	7,114.22	5,630.28	5,335.50	3,698.05	5,990.38	4,439.59	2,786.99	1,052.78	1,379.12	3,360.24	2,440.00
F35	County & District Courts Technology	18,520.79	16,756.67	13,523.64	11,667.87	8,337.60	5,132.39	1,816.93					
F36	Occupancy Tax	612,456.49	538,177.10	447,100.78	390,614.91	338,673.95	308,813.75	320,237.64	317,065.36	247,888.90	119,121.10	0.00	
F37	Pretrial Intervention	124,525.71	123,025.71	123,025.71	122,525.71	114,790.71	66,662.71	28,926.64	13,800.00	7,300.00			
F51	Justice Court Technology	116,435.27	112,119.89	102,554.58	90,599.26	78,070.58	74,024.21	58,891.29	45,290.75	33,688.80	21,166.16	9,714.42	4,805.84
F72	Airport Operating	1,057,733.64	1,037,772.61	598,769.47	573,788.08	89,165.48	23,728.30	11,341.82	73,880.94	31,324.65	16,738.96	39,251.50	24,529.76
F78	LEOSE-Sheriff	8,069.91	4,028.28	2,058.58	0.00	1,126.08	4,026.08	2,976.21	7,014.12	5,446.60	4,467.33	3,818.12	2,074.71
F79	LEOSE-Constable 1	8,702.83	8,038.15	7,379.00	6,728.73	6,728.73	6,748.73	6,086.06	5,498.36	4,837.67	4,167.79	3,560.06	2,890.67
F82	LEOSE-Constable 2	6,649.16	5,984.48	6,105.88	5,455.61	5,455.61	5,455.61	5,537.84	5,421.92	4,761.23	4,091.35	3,785.87	3,116.48
F81	Tax Assessor M V I	106.75	106.75	106.75	106.75	106.75	95.92	73.66	73.66	0.00	2,290.79	2,178.41	1,833.73
F40	Sheriff Equitable Sharing	1,203.67	1,202.07	1,200.17									
	Sub-Totals Special Revenue	2,338,347.68	2,164,430.67	1,574,226.08	1,476,397.29	917,149.66	797,444.55	809,784.83	849,005.97	720,735.14	522,502.37	356,945.95	320,930.94

FY2015-2016
GILLESPIE COUNTY, TEXAS
STATEMENT OF
Fund Cash/ Investment Balances of All County Funds Managed By County Treasurer

FUND DESCRIPTION ACTIVE FUNDS	FY2016	FY2015	FY2014	FY2013	FY2012	FY2011	FY2010	FY2009	FY2008	FY2007	FY2006	FY2005
----------------------------------	--------	--------	--------	--------	--------	--------	--------	--------	--------	--------	--------	--------

As of 03.31.2016

As Of Fiscal Year Ending Date

SPECIAL REVENUE ... GRANTS													
F11	Grants ... General - Energy Efficiency	0.00	0.00	0.00	0.00	0.00	38.98						
F11	Grants ... Law Enforcement, Emergency Services P25 Compliant Radio	0.00	0.00	75,248.14	(78,346.14)	0.00							
F54	PML...Loan Star Grant	258.39	258.39	258.39	258.39	258.39	258.39	254.04	345.29	522.91	293.50	65.12	28.36
F54	PML...PAC-HUG Grant	211.40	211.40	211.40	211.40	211.40	211.40	211.40	211.06	209.40	6,634.72	6,307.45	
F71	Airport Capital Project Grant	15.18	15.18	15.18	11,795.25								
Sub-Totals													
Special Revenue ... Grants		484.97	484.97	75,733.11	(66,081.10)	469.79	508.77	465.44	556.35	732.31	6,928.22	6,372.57	28.36

CERTIFICATES OF OBLIGATION BONDS and GENERAL OBLIGATION BONDS													
Operating Accounts													
F61	GOB Series 2013 ... Jail Project	375,044.68	491,873.19	5,249,856.00	13,952,401.46								
Sub-Totals													
COB ... GOB Operating		375,044.68	491,873.19	5,249,856.00	13,952,401.46	0.00	0.00	0.00	0.00	0.00	0.00	0.00	0.00

CERTIFICATES OF OBLIGATION BONDS and GENERAL OBLIGATION BONDS													
Interest & Sinking Accounts													
F62	GOB Series 2013 ... Interest & Sinking	541,525.39	176,091.44	186,733.10	33,431.94								
F53	COB Series 2001 / GOB Refunding Series 2013 ... Interest & Sinking	60,784.34	22,393.57	30,914.07	37,851.74	30,199.42	28,061.84	2,624.28	8,069.04	82,110.37	95,558.09	31,073.48	23,260.33
Sub-Totals													
COB ... GOB I&S		602,309.73	198,485.01	217,647.17	71,283.68	30,199.42	28,061.84	2,624.28	8,069.04	82,110.37	95,558.09	31,073.48	23,260.33

**FY2015-2016
GILLESPIE COUNTY, TEXAS
STATEMENT OF
Fund Cash/ Investment Balances of All County Funds Managed By County Treasurer**

FUND DESCRIPTION ACTIVE FUNDS	FY2016	FY2015	FY2014	FY2013	FY2012	FY2011	FY2010	FY2009	FY2008	FY2007	FY2006	FY2005
----------------------------------	--------	--------	--------	--------	--------	--------	--------	--------	--------	--------	--------	--------

As of 03.31.2016

As Of Fiscal Year Ending Date

TRUST and AGENCY													
F22	Criminal Justice	50,104.34	54,332.95	56,439.35	62,059.07	51,843.04	61,241.11	72,063.98	65,435.27	86,647.15	71,204.17	56,514.01	47,492.20
F27	Waste Water	650.00	650.00	610.00	500.00	660.00	450.00	630.00	590.00	910.00	300.00	2,500.00	1,090.00
F80	County Attorney Hot Check	10,108.13	11,784.05	11,142.69	17,676.23	21,388.16	14,191.24	6,555.71	23,288.36	13,177.74	8,791.79	9,641.14	9,240.53
F89	McDermott (PML)	138,907.50	138,721.86	144,339.67	145,002.86	144,748.09	155,460.28	157,606.59	157,267.26	155,991.94	150,937.08	143,185.65	138,423.71
F92	Breiten (PML)	206,853.55	207,231.35	213,777.98	232,518.32	242,104.78	263,175.02	295,903.52	295,266.14	292,871.78	283,381.35	374,330.42	416,034.73
F85	Justice Peace No 1	48,831.87	39,391.40	36,196.17	38,870.87	32,802.78	31,544.44	42,704.30	27,861.46	32,606.50	31,714.74	31,364.72	20,388.07
F86	Justice Peace No 2	45,631.07	16,066.07	25,655.83	23,579.31	23,495.92	25,400.31	30,650.37	26,998.27	29,161.96	34,657.77	22,634.54	22,782.46
F83	Appellate Judicial	845.44	777.34	703.81	1,315.45	1,354.03	1,180.92	1,181.94	1,075.75	1,547.53	1,154.53	1,161.47	819.50
F84	Alternative Dispute	1,700.67	2,195.50	720.00	1,796.86	1,493.98	2,087.71	1,840.22	1,664.85	1,697.66	2,052.55	2,024.68	6,530.00
F90	Unclaimed Monies	54,211.45	54,211.45	55,949.27	50,746.77	48,698.94	47,544.20	47,757.66	46,394.14	43,344.41	36,840.41	5,213.28	4,961.20
F94	County Clerk Operating	47,614.30	42,645.44	43,947.02	33,039.61	38,409.66	32,375.08	41,376.98					
F95	District Clerk Operating	47,377.32	71,669.36	86,979.66	41,113.16	41,651.53	48,532.38	47,975.16					
	Sub-Totals Trust & Agency	652,835.64	639,676.77	676,461.45	648,218.51	648,650.91	683,182.69	746,246.43	645,841.50	657,956.67	621,034.39	648,569.91	667,762.40

TOTALS ALL ACTIVE FUNDS	22,133,022.22	15,336,745.28	18,465,593.52	25,364,535.29	9,249,879.69	10,060,270.39	11,397,113.31	12,204,250.10	11,605,987.27	10,442,270.26	8,268,251.09	6,569,541.83
	FY2016 As of 03.31.2016	FY2015	FY2014	FY2013	FY2012	FY2011	FY2010	FY2009	FY2008	FY2007	FY2006	FY2005

**FY2015-2016
GILLESPIE COUNTY, TEXAS
STATEMENT OF
Fund Cash/ Investment Balances of All County Funds Managed By County Treasurer**

FUND DESCRIPTION	FY2016	FY2015	FY2014	FY2013	FY2012	FY2011	FY2010	FY2009	FY2008	FY2007	FY2006	FY2005
------------------	--------	--------	--------	--------	--------	--------	--------	--------	--------	--------	--------	--------

As of 03.31.2016

As Of Fiscal Year Ending Date

INACTIVE FUNDS													
F99	Light Up The Block	0.00	3.48	3.48	3.48	3.48	3.48	73.05	90.54	47.76	0.00	0.00	
F87	Flora Eckert					0.00	0.00	2,633.35	4,511.42	6,484.28	6,274.17	5,951.99	5,682.06
F49	Homeland Security (2)					0.00	0.00	0.00	0.00	0.00	0.00	0.00	
F50	Homeland Security					0.00	0.00	0.00	0.00	0.00	100.00	0.00	
F88	Krikorian					0.00	0.00	28,000.00	26,700.71	25,835.51	25,117.93	24,942.10	
F38	Intoxication/Drug Court					0.00	0.00	0.00	869.40				
F33	Graffiti Eradication					0.00	0.00	0.00	0.00	0.00	0.00	0.00	
F52	COB Series 2001					0.00	0.00	0.00	0.00	0.00	0.00	0.00	
F--	County Court Records Archive...							0.00	0.00	0.00	0.00	0.00	
F55	TIF Grant												
F56	1997 TCHCA-Fbg												
F74	Airport Economic												
F60	Post Office Certificates												
F26	Historical Commission												
F57	Harper-1996TCDP												
F58	Stonewall Grant #2												
F59	Stonewall Grant #1												
F91	DWI Educational												
F73	Airport Master												
F14	Internal Inventory												
TOTALS ALL INACTIVE FUNDS		0.00	0.00	0.00	0.00	0.00	0.00	2,633.35	32,511.42	34,054.39	32,109.68	31,169.92	30,624.16

TOTALS ALL FUNDS		22,133,022.22	15,336,745.28	18,465,593.52	25,364,535.29	9,249,879.69	10,060,270.39	11,399,746.66	12,236,761.52	11,640,041.66	10,474,379.94	8,299,421.01	6,600,165.99
		FY2016	FY2015	FY2014	FY2013	FY2012	FY2011	FY2010	FY2009	FY2008	FY2007	FY2006	FY2005
		As of 03.31.2016	As Of Fiscal Year Ending Date										

GILLESPIE COUNTY, TEXAS
STATEMENT OF
Maintenance & Operating Accounts

	FY2016 as of 03.31.2016	FY2015	FY2014	FY2013	FY2012	FY2011	FY2010	FY2009	FY2008	FY2007	FY2006	FY2005	FY2004
	As Of Fiscal Year Ending Date												
GENERAL and ROAD & BRIDGE Maintenance & Operating	Revenues Inclusive Interfund Allocations												
General M&O													
F10 General Fund	11,752,847.87	14,328,862.53	12,755,375.08	12,660,309.58	10,657,906.95	10,270,640.00	10,012,774.28	10,028,550.21	9,924,012.18	9,490,558.36	8,835,351.86	7,552,137.53	6,694,818.95
General Fund Over/(Under) Prior Period	(2,576,014.66)	1,573,487.45	95,065.50	2,002,402.63	387,266.95	257,865.72	(15,775.93)	104,538.03	433,453.82	655,206.50	1,283,214.33	857,318.58	
General Fund Cumulative Change for Periods Shown	5,058,028.92	7,634,043.58	6,060,556.13	5,965,490.63	3,963,088.00	3,575,821.05	3,317,955.33	3,333,731.26	3,229,193.23	2,795,739.41	2,140,532.91	857,318.58	
Road & Bridge M&O													
F15 County Wide	2,253,874.54	2,505,423.71	2,340,392.13	2,406,186.26	2,332,689.79	2,238,480.99	2,655,743.60	2,455,013.90	2,407,977.22	1,729,457.34	1,503,999.95	1,460,739.18	1,803,469.90
F16 Precinct No 1	175,987.57	553,250.36	562,311.15	535,823.96	495,287.80	435,659.70	744,672.18	777,666.49	466,454.42	389,503.85	464,726.41	353,441.58	363,007.70
F17 Precinct No 2	144,331.15	501,916.42	470,090.32	458,483.76	393,971.07	360,599.55	696,129.62	488,100.77	437,920.95	414,722.93	340,778.11	382,243.78	249,193.16
F18 Precinct No 3	181,728.60	835,249.40	653,606.04	774,237.93	893,200.46	815,249.25	827,083.23	773,976.99	580,570.58	415,908.20	451,128.21	381,907.46	446,687.99
F19 Precinct No 4	167,395.26	518,659.61	444,169.11	503,497.57	395,510.13	490,546.26	554,193.35	558,733.58	486,036.38	388,009.34	303,825.82	350,971.44	248,722.06
Sub-Total R&B	2,923,317.12	4,914,499.50	4,470,568.75	4,678,229.48	4,510,659.25	4,340,535.75	5,477,821.98	5,053,491.73	4,378,959.55	3,337,601.66	3,064,458.50	2,929,303.44	3,111,080.81
Road & Bridge Over/(Under) Prior Period	(1,991,182.38)	443,930.75	(207,660.73)	167,570.23	170,123.50	(1,137,286.23)	424,330.25	674,532.18	1,041,357.89	273,143.16	135,155.06	(181,777.37)	
Road & Bridge Cumulative Change for Periods Shown	(187,763.69)	1,803,418.69	1,359,487.94	1,567,148.67	1,399,578.44	1,229,454.94	2,366,741.17	1,942,410.92	1,267,878.74	226,520.85	(46,622.31)	(181,777.37)	
Overall Totals													
General / Road & Bridge M&O	14,676,164.99	19,243,362.03	17,225,943.83	17,338,539.06	15,168,566.20	14,611,175.75	15,490,596.26	15,082,041.94	14,302,971.73	12,828,160.02	11,899,810.36	10,481,440.97	9,805,899.76
Overall Over/(Under) Prior Period	(4,567,197.04)	2,017,418.20	(112,595.23)	2,169,972.86	557,390.45	(879,420.51)	408,554.32	779,070.21	1,474,811.71	928,349.66	1,418,369.39	675,541.21	
Overall Cumulative Change for Periods Shown	4,870,265.23	9,437,462.27	7,420,044.07	7,532,839.30	5,382,666.44	4,805,275.99	5,684,696.50	5,276,142.18	4,497,071.97	3,022,260.26	2,093,910.60	675,541.21	

GILLESPIE COUNTY, TEXAS
STATEMENT OF
Maintenance & Operating Accounts

	FY2016 as of 03.31.2016	FY2015	FY2014	FY2013	FY2012	FY2011	FY2010	FY2009	FY2008	FY2007	FY2006	FY2005	FY2004
	As Of Fiscal Year Ending Date												
GENERAL and ROAD & BRIDGE Maintenance & Operating	Net Change for Periods Shown Revenues Less Expenditures Inclusive Interfund Allocations and Adjustments												
General M&O													
F10 General Fund	5,265,587.29	998,180.93	1,497,823.86	1,547,557.43	(717,167.06)	(958,563.92)	(1,204,121.99)	404,967.42	985,802.98	1,480,441.62	1,626,479.69	364,723.50	380,238.89
General Fund Over/(Under) Prior Period	4,267,406.36	(499,642.93)	(49,733.57)	2,264,724.49	241,396.86	245,558.07	(1,609,089.41)	(580,835.56)	(494,638.64)	(146,038.07)	1,261,756.19	(15,515.39)	
General Fund Cumulative Change for Periods Shown	4,885,348.40	617,942.04	1,117,584.97	1,167,318.54	(1,097,405.95)	(1,338,802.81)	(1,584,360.88)	24,728.53	605,564.09	1,100,202.73	1,246,240.80	(15,515.39)	
Road & Bridge M&O													
F15 County Wide	1,457,568.48	(36,777.36)	93,208.67	16,403.72	21,073.78	16,610.21	(184,322.26)	(174,441.21)	323,951.23	51,256.11	(110,751.87)	(183,874.03)	366,667.22
F16 Precinct No 1	(205,732.50)	26,580.33	706.85	(3,891.29)	(69,087.35)	(105,686.00)	109,757.28	150,613.76	(128,527.88)	73,946.99	67,211.41	(12,231.34)	22,995.25
F17 Precinct No 2	(476.99)	17,005.28	(12,341.08)	4,259.12	(31,234.63)	(147,311.55)	211,681.22	(12,561.56)	23,845.29	85,080.76	(14,329.62)	56,647.31	(64,093.74)
F18 Precinct No 3	(99,339.97)	125,088.48	(122,503.40)	10,578.25	(47,284.57)	(54,176.36)	167,421.30	95,399.28	(167,544.06)	130,215.20	41,772.49	18,975.95	(57,554.40)
F19 Precinct No 4	(95,401.46)	40,047.30	(67,540.64)	53,998.31	(53,962.80)	(37,792.17)	36,799.54	92,346.77	(89,321.97)	150,017.33	57,347.28	53,223.25	(49,418.79)
Sub-Total R&B	1,056,617.56	171,944.03	(108,469.60)	81,348.11	(180,495.57)	(328,355.87)	341,337.08	151,357.04	(37,597.39)	490,516.39	41,249.69	(67,258.86)	218,595.54
Road & Bridge Over/(Under) Prior Period	884,673.53	280,413.63	(189,817.71)	261,843.68	147,860.30	(669,692.95)	189,980.04	188,954.43	(528,113.78)	449,266.70	108,508.55	(285,854.40)	
Road & Bridge Cumulative Change for Periods Shown	838,022.02	(46,651.51)	(327,065.14)	(137,247.43)	(399,091.11)	(546,951.41)	122,741.54	(67,238.50)	(256,192.93)	271,920.85	(177,345.85)	(285,854.40)	
Overall Totals General / Road & Bridge M&O	6,322,204.85	1,170,124.96	1,389,354.26	1,628,905.54	(897,662.63)	(1,286,919.79)	(862,784.91)	556,324.46	948,205.59	1,970,958.01	1,667,729.38	297,464.64	598,834.43
Overall Over/(Under) Prior Period	5,152,079.89	(219,229.30)	(239,551.28)	2,526,568.17	389,257.16	(424,134.88)	(1,419,109.37)	(391,881.13)	(1,022,752.42)	303,228.63	1,370,264.74	(301,369.79)	
Overall Cumulative Change for Periods Shown	5,723,370.42	571,290.53	790,519.83	1,030,071.11	(1,496,497.06)	(1,885,754.22)	(1,461,619.34)	(42,509.97)	349,371.16	1,372,123.58	1,088,894.95	(301,369.79)	

GILLESPIE COUNTY, TEXAS
STATEMENT OF
Maintenance & Operating Accounts

	FY2016 as of 03.31.2016	FY2015	FY2014	FY2013	FY2012	FY2011	FY2010	FY2009	FY2008	FY2007	FY2006	FY2005	FY2004
	As Of Fiscal Year Ending Date												
Cash Balances													
GENERAL and ROAD & BRIDGE Maintenance & Operating													
General M&O													
F10 General Fund	15,691,559.95	10,425,972.66	9,427,791.73	7,929,967.87	6,382,410.44	7,099,577.50	8,058,141.42	9,262,263.41	8,857,295.99	7,871,493.01	6,391,051.39	4,764,571.70	4,399,848.20
General Fund Over/(Under) Prior Period	5,265,587.29	998,180.93	1,497,823.86	1,547,557.43	(717,167.06)	(958,563.92)	(1,204,121.99)	404,967.42	985,802.98	1,480,441.62	1,626,479.69	364,723.50	
General Fund Cumulative Change for Periods Shown	11,291,711.75	6,026,124.46	5,027,943.53	3,530,119.67	1,982,562.24	2,699,729.30	3,658,293.22	4,862,415.21	4,457,447.79	3,471,644.81	1,991,203.19	364,723.50	
Road & Bridge M&O													
F15 County Wide	1,799,411.13	341,842.65	378,620.01	285,411.34	269,007.62	247,933.84	231,323.63	415,645.89	590,087.10	266,135.87	214,879.76	325,631.63	509,505.66
F16 Precinct No 1	62,840.05	268,572.55	241,992.22	241,285.37	245,176.66	314,264.01	419,950.01	310,192.73	159,578.97	288,106.85	214,159.86	146,948.45	159,179.79
F17 Precinct No 2	267,236.98	267,713.97	250,708.69	263,049.77	258,790.65	290,025.28	437,336.83	225,655.61	238,217.17	214,371.88	129,291.12	143,620.74	86,973.43
F18 Precinct No 3	169,336.93	268,676.90	143,588.42	266,091.82	255,513.57	302,798.14	356,974.50	189,553.20	94,153.92	261,697.98	131,482.78	89,710.29	70,734.34
F19 Precinct No 4	173,614.48	269,015.94	228,968.64	296,509.28	242,510.97	296,473.77	334,265.94	297,466.40	205,119.63	294,441.60	144,424.27	87,076.99	33,853.74
Sub-Total R&B	2,472,439.57	1,415,822.01	1,243,877.98	1,352,347.58	1,270,999.47	1,451,495.04	1,779,850.91	1,438,513.83	1,287,156.79	1,324,754.18	834,237.79	792,988.10	860,246.96
Road & Bridge Over/(Under) Prior Period	1,056,617.56	171,944.03	(108,469.60)	81,348.11	(180,495.57)	(328,355.87)	341,337.08	151,357.04	(37,597.39)	490,516.39	41,249.69	(67,258.86)	
Road & Bridge Cumulative Change for Periods Shown	1,612,192.61	555,575.05	383,831.02	492,100.62	410,752.51	591,248.08	919,603.95	578,266.87	426,909.83	464,507.22	(26,009.17)	(67,258.86)	
Overall Totals General / Road & Bridge M&O	18,163,999.52	11,841,794.67	10,671,669.71	9,282,315.45	7,653,409.91	8,551,072.54	9,837,992.33	10,700,777.24	10,144,452.78	9,196,247.19	7,225,289.18	5,557,559.80	5,260,095.16
Overall Over/(Under) Prior Period	6,322,204.85	1,170,124.96	1,389,354.26	1,628,905.54	(897,662.63)	(1,286,919.79)	(862,784.91)	556,324.46	948,205.59	1,970,958.01	1,667,729.38	297,464.64	
Overall Cumulative Change for Periods Shown	12,903,904.36	6,581,699.51	5,411,574.55	4,022,220.29	2,393,314.75	3,290,977.38	4,577,897.17	5,440,682.08	4,884,357.62	3,936,152.03	1,985,194.02	297,464.64	

**GILLESPIE COUNTY, TEXAS
STATEMENT OF
Fund Cash/Investment Balances of County Funds
Managed by County Treasurer**

Reporting Period for Maintenance & Operating, COB/GOB Operating & I&S, Special Revenue, Special Revenue..Grants, Trust and Agency	FY2016	FY2015	FY2014	FY2013	FY2012	FY2011	FY2010	FY2009	FY2008	FY2007	FY2006	FY2005	FY2004	FY2003	FY2002	FY2001
October	14,616,600.12	17,978,164.94	25,230,555.83	8,816,582.93	9,537,288.92	10,782,786.00	11,614,108.61	10,952,885.50	9,958,440.67	7,952,494.30	6,412,175.43	5,710,864.59	5,339,657.00	5,562,776.43	5,033,726.92	4,347,101.24
November	14,967,969.47	17,265,750.38	24,953,535.22	8,890,316.88	9,228,798.73	10,570,060.92	11,537,538.96	10,498,889.31	10,152,409.10	8,025,261.13	6,492,254.19	5,815,771.82	5,220,602.83	5,513,508.58	4,915,333.89	4,073,098.62
December	17,966,511.65	18,099,680.09	26,637,026.05	11,373,696.92	10,169,466.12	11,532,479.69	12,910,952.83	11,682,933.59	10,684,794.29	8,972,555.93	7,597,535.16	6,569,101.79	5,773,095.57	6,725,293.46	5,464,922.96	4,553,826.12
January	21,039,628.80	21,177,485.65	28,516,107.73	13,685,971.08	13,393,446.13	14,318,444.26	15,498,047.87	14,366,261.90	13,481,253.20	11,165,036.24	9,488,659.54	8,523,475.25	7,456,134.19	7,390,382.57	6,921,671.85	5,917,064.54
February	22,828,117.19	22,683,610.22	29,162,422.51	14,892,438.88	14,337,413.69	15,203,602.68	15,956,038.21	15,735,998.80	14,555,820.37	12,335,852.17	10,433,012.87	9,341,225.17	8,739,837.04	8,067,857.08	7,169,069.03	6,421,291.43
March	22,133,022.22	21,915,869.23	28,011,622.33	14,353,262.89	13,961,224.66	14,605,425.43	15,787,975.99	15,568,191.69	14,421,603.69	12,279,235.33	10,316,847.09	9,342,261.49	8,166,505.99	7,877,519.02	6,846,516.10	6,255,513.63
April		19,863,672.60	26,965,965.28	14,036,410.76	13,204,240.38	14,182,107.24	14,911,731.87	15,332,630.30	14,171,385.04	12,168,084.51	10,225,221.29	9,153,636.99	7,706,537.20	7,632,850.74	6,879,522.09	6,165,584.41
May		19,534,757.94	25,202,625.86	13,381,534.31	12,853,474.81	13,180,018.23	14,443,624.89	14,826,308.29	13,675,832.00	11,856,634.81	10,019,168.98	9,181,379.67	7,645,857.66	7,396,585.22	6,758,604.54	5,872,305.69
June		18,530,454.23	23,510,769.72	27,806,922.21	11,927,636.15	12,450,284.14	13,583,948.59	14,202,648.08	13,175,542.95	11,508,032.29	9,433,093.74	8,832,285.06	7,186,622.71	7,107,557.40	6,426,986.33	5,398,788.82
July		17,462,407.18	21,673,344.14	26,973,808.70	11,234,719.43	11,652,419.87	13,105,834.49	13,620,954.46	12,336,729.42	11,412,064.22	9,030,022.51	8,376,255.12	6,807,050.38	6,620,898.14	6,217,837.20	4,751,943.98
August		16,349,354.15	19,928,413.83	25,790,313.41	10,192,089.49	11,033,361.48	12,483,092.82	12,578,256.55	11,932,892.72	10,883,175.64	8,667,571.59	7,898,769.17	6,509,004.74	5,964,701.17	5,922,921.90	4,309,221.50
September		15,336,745.28	18,465,597.00	25,364,538.77	9,249,883.17	10,060,273.87	11,399,750.14	12,236,834.57	11,640,132.20	10,474,427.70	8,299,421.01	6,600,165.99	5,886,940.47	5,731,396.90	5,654,746.62	4,084,176.41
				GOB Series 2013, Jail Construction Project, bond funding accounted for sudden increase in balance. LL												
FY Monthly Average	18,925,308.24	18,849,829.32	24,863,165.46	17,113,816.48	11,607,473.47	12,464,271.98	13,602,720.44	13,466,899.42	12,515,569.64	10,752,737.86	8,867,915.28	7,945,432.68	6,869,820.48	6,799,277.23	6,184,321.62	5,179,159.70
Current Reported Month and Fiscal Year To Date																
Over / (Under)																
Same Month Prior Year	217,152.99															
Prior Fiscal Year End	6,796,276.94	(3,128,851.72)	(6,898,941.77)	16,114,655.60	(810,390.70)	(1,339,476.27)	(837,084.43)	596,702.37	1,165,704.50	2,175,006.69	1,699,255.02	713,225.52	155,543.57	76,650.28	1,570,570.21	(491,056.48)

GILLESPIE COUNTY, TEXAS
STATEMENT OF
Fund Cash/Investment Balances of County Funds
Managed by County Treasurer

FY2000	FY1999	FY1998	FY1997	FY1996	FY1995	FY1994	FY1993	FY1992	FY1991	F1990	FY1989	FY1988	FY1987	FY1986	FY1985	Monthly Average All Years	Reporting Period for Maintenance & Operating, COB/IGOB Operating & I&S, Special Revenue, Grants, Trust and Agency
4,138,349.94	2,869,048.51	2,322,043.99	1,853,442.32	1,554,442.37	1,968,633.68	1,677,932.97	1,738,021.70	1,766,907.01	1,656,979.55	1,479,994.82	1,483,873.32	773,740.58	785,053.51	551,992.07	792,093.37	5,852,025.60	October
3,944,234.24	2,806,697.13	2,287,658.80	1,738,403.49	1,588,939.20	2,054,228.71	1,872,272.98	1,664,926.42	1,867,311.17	1,738,597.34	1,603,024.84	1,422,802.33	793,137.76	666,242.80	494,761.59	623,030.66	5,790,230.30	November
4,285,123.56	3,467,225.42	2,370,460.19	2,015,412.36	1,553,702.23	2,102,455.14	2,004,166.61	1,927,643.72	2,009,086.57	2,071,100.64	1,749,440.24	1,522,220.64	794,004.97	638,401.65	515,396.75	592,516.53	6,447,881.86	December
5,211,901.34	4,747,606.42	3,294,281.32	2,843,260.54	2,472,762.49	2,546,555.58	2,422,956.29	2,234,617.11	2,447,087.69	2,241,349.45	2,187,618.39	1,886,694.05	1,176,726.03	895,393.31	987,264.23	911,641.21	7,838,962.07	January
5,911,367.71	5,322,878.29	3,993,859.93	3,407,005.87	2,960,651.56	2,960,114.57	2,786,604.82	2,577,390.38	2,873,613.36	2,643,751.97	2,515,707.05	2,279,290.31	1,697,770.08	1,530,430.47	1,707,926.04	1,288,936.99	8,572,528.65	February
5,804,576.79	5,276,473.40	3,857,713.74	3,383,796.71	2,916,434.18	2,701,020.25	2,817,055.25	2,446,335.40	2,811,958.62	2,589,532.80	2,424,636.02	2,300,423.71	1,879,466.93	1,572,385.72	1,654,954.77	1,261,996.19	8,360,980.23	March
5,611,303.40	5,147,026.03	3,856,248.10	3,370,510.51	2,844,955.24	2,603,667.16	2,814,731.50	2,446,985.20	2,846,044.26	2,647,946.48	2,446,382.46	2,354,465.13	1,884,438.19	1,647,314.57	1,771,308.72	1,360,124.93	7,685,581.73	April
5,597,466.54	5,145,729.29	3,729,564.69	3,275,767.89	2,651,158.09	2,420,785.62	2,795,038.54	2,614,500.66	2,664,830.17	2,595,986.23	2,402,307.66	2,282,817.61	1,897,795.66	1,472,593.18	1,691,409.95	1,210,356.42	7,428,286.17	May
5,229,130.33	4,896,201.25	3,531,314.01	2,987,283.92	2,535,222.99	2,084,641.35	2,586,555.11	2,371,095.71	2,474,786.80	2,436,392.72	2,319,795.07	2,217,931.41	1,815,598.58	1,439,656.15	1,651,635.17	1,129,347.73	7,512,521.35	June
5,019,100.05	4,695,468.93	3,445,413.11	2,962,321.73	2,375,375.37	2,030,459.33	2,324,665.35	2,086,490.66	2,166,748.69	2,373,369.73	2,247,875.53	2,067,566.08	1,770,363.23	1,314,952.63	1,548,746.47	998,709.28	7,119,480.82	July
4,875,181.07	4,508,722.39	3,369,985.56	2,786,747.61	2,218,481.28	1,819,617.83	2,263,605.13	2,029,973.96	2,078,961.54	2,158,156.49	1,995,691.66	1,950,450.56	1,733,930.99	1,181,205.11	1,466,150.68	824,648.71	6,700,150.02	August
4,575,232.89	4,394,094.37	3,208,449.92	2,590,681.06	2,098,133.77	1,584,937.70	2,069,733.13	1,872,419.95	1,917,213.24	2,014,947.50	1,766,243.49	1,643,269.78	1,541,576.26	770,951.77	839,823.87	671,522.07	6,259,492.29	September
5,016,916.49	4,439,764.29	3,273,083.61	2,767,887.83	2,314,188.31	2,239,759.74	2,369,613.97	2,167,531.76	2,327,045.76	2,264,009.24	2,094,893.19	1,951,484.58	1,479,879.11	1,159,548.41	1,240,115.03	972,077.01		
181,138.52	1,185,644.45	617,768.86	492,547.29	513,195.07	(484,795.43)	197,313.18	(44,793.29)	(97,734.26)	248,704.01	122,973.71	101,693.52	770,624.49	(68,872.10)	168,301.80			

NOTE: Rollback election held April 05, 1986 - rollback passed

GILLESPIE COUNTY, TEXAS
COUNTY SALES TAX ALLOCATION SUMMARY
March 1988 through FY2016

Allocation Period	Received	FY1988	FY1989	FY1990	FY1991	FY1992	FY1993	FY1994	FY1995	FY1996	FY1997	FY1998	FY1999	FY2000	FY2001	FY2002	FY2003	FY2004	FY2005
October	August	22,614.86	26,581.55	33,537.35	36,892.75	41,801.10	49,891.91	82,743.15	58,486.86	52,038.59	54,937.86	50,951.69	65,241.66	66,665.34	75,743.16	81,976.96	77,476.63	82,681.54	82,681.54
September and 3rd Quarter	November	43,215.06	44,231.67	43,279.83	50,014.92	55,881.19	64,445.89	64,104.87	61,441.85	62,637.05	66,839.70	74,731.00	69,172.12	86,097.63	88,692.77	87,008.90	94,471.11	103,544.31	103,544.31
December	December	24,372.61	27,072.59	27,183.79	32,965.87	49,151.47	46,769.97	48,349.36	48,676.22	60,611.06	60,893.07	70,326.26	85,955.47	70,180.00	82,667.48	77,782.13	84,302.14	87,745.88	87,745.88
January	January	23,143.13	28,570.51	34,886.95	33,040.99	47,672.78	61,026.80	58,115.99	55,693.53	56,392.42	60,499.63	58,712.49	79,145.12	77,326.63	85,504.02	80,568.74	80,680.57	92,483.12	92,483.12
February	February, 4th Quarter, Yearly	55,089.79	55,601.40	56,692.45	64,014.88	85,298.84	86,415.96	79,878.42	75,116.79	82,205.56	94,754.00	105,116.56	99,785.36	104,689.49	112,735.48	104,067.24	115,871.28	121,222.18	121,222.18
March	March	10,048.12	19,376.35	22,842.31	27,786.80	30,546.86	42,841.80	37,823.28	44,989.12	55,964.23	49,941.44	54,150.75	58,367.91	72,738.72	61,652.97	77,471.73	65,204.25	71,784.27	85,739.86
April	April	13,766.26	18,223.31	22,431.61	26,567.86	52,007.16	42,480.30	69,059.85	45,858.42	50,129.00	45,435.42	53,515.01	58,649.70	66,064.12	69,317.65	72,330.32	62,331.14	70,741.63	65,194.79
May	May	37,630.57	41,151.11	44,480.87	46,655.96	31,203.05	66,318.77	57,489.64	64,876.89	62,424.84	71,468.21	69,091.17	91,409.71	96,441.51	93,043.82	94,505.94	102,949.16	112,599.80	112,599.80
June	June	24,530.57	24,076.76	27,059.33	31,503.80	41,913.33	48,605.58	44,647.36	48,588.21	58,749.69	61,697.08	77,574.05	72,275.15	70,155.54	79,441.16	92,403.56	87,764.45	89,329.15	105,312.44
July	July	20,139.41	24,953.23	27,959.52	34,719.01	43,922.13	49,464.53	49,368.42	50,605.85	54,962.82	57,092.55	64,608.17	59,958.51	76,570.31	87,695.36	89,277.93	82,641.66	94,818.02	94,818.02
August	August	46,170.12	46,397.69	50,886.17	50,868.66	58,425.43	73,116.78	67,507.13	66,689.81	59,548.35	72,612.17	64,456.00	98,754.28	91,921.77	118,409.57	90,669.88	95,008.16	113,562.54	120,026.46
September	September	24,924.06	28,456.24	28,987.84	33,905.34	56,740.88	52,232.41	46,155.60	61,535.89	71,272.01	70,807.09	72,854.10	69,870.60	74,040.54	81,351.52	82,708.52	84,660.29	88,582.39	100,874.13
Total All Years		177,209.11	548,278.25	954,983.62	1,402,571.43	1,934,359.59	2,589,223.13	3,266,824.94	3,983,161.92	4,696,628.11	5,439,627.75	6,254,002.46	7,124,126.32	8,071,394.56	9,067,465.70	10,112,666.16	11,118,759.60	12,191,164.13	13,363,409.46
Total Per Year		177,209.11	371,089.14	408,705.37	447,587.81	531,788.15	654,863.55	679,601.81	714,336.98	713,466.19	742,998.64	814,374.71	870,123.86	947,268.24	996,071.14	1,045,200.46	1,005,093.44	1,072,404.53	1,172,245.33

Calendar Year	\$ Inc / Dec Over Prior Year	CY1987	CY1988	CY1989	CY1990	CY1991	CY1992	CY1993	CY1994	CY1995	CY1996	CY1997	CY1998	CY1999	CY2000	CY2001	CY2002	CY2003	CY2004
		0.00	267,411.64	378,752.42	412,820.54	463,560.47	558,648.27	669,137.56	711,691.42	690,744.53	719,148.98	750,582.57	827,513.03	894,484.16	950,041.96	1,020,031.58	1,044,665.04	1,015,577.33	1,090,124.38
	% Inc / Dec Over Prior Year		109.40%	9.60%	10.05%	18.81%	23.14%	3.78%	5.11%	-0.12%	4.14%	9.01%	8.87%	5.15%	4.93%	-3.74%		6.59%	9.31%

\$ Inc / Dec Over Prior Year	99,840.80	66,311.09	(39,107.02)	49,129.32	48,802.90	77,144.38	55,748.15	71,375.07	29,533.45	(670.79)	28,533.45	71,375.07	55,748.15	77,144.38	48,802.90	49,129.32	(39,107.02)	66,311.09	99,840.80
------------------------------	-----------	-----------	-------------	-----------	-----------	-----------	-----------	-----------	-----------	----------	-----------	-----------	-----------	-----------	-----------	-----------	-------------	-----------	-----------

Calendar Year

\$ Inc / Dec Over Prior Year

GILLESPIE COUNTY, TEXAS
COUNTY SALES TAX ALLOCATION SUMMARY

March 1988 through FY2016

FY2006	FY2007	FY2008	FY2009	FY2010	FY2011	FY2012	FY2013	FY2014	FY2015	FY2016	Tax Collection Period Covered	Period Tax Allocation Received	Overall Average Per Month	FY2016 Over / (Under) Same Period FY2015 Month On	YTD
95,196.86	106,167.81	115,258.59	116,217.21	102,116.77	112,243.67	125,892.57	141,081.58	146,138.99	157,617.68	147,646.21	August	October	83,148.00	(9,971.47)	(9,971.47)
110,963.24	122,702.26	130,133.07	134,938.43	123,352.45	139,931.32	131,441.01	134,815.56	165,928.20	184,385.11	192,079.08	September and 3rd Quarter	November	97,519.99	7,713.97	(2,257.50)
100,977.05	108,040.22	118,882.93	120,353.68	121,783.89	122,844.30	127,081.99	144,995.63	158,611.46	185,647.66	184,958.53	October	December	88,427.24	(689.13)	(2,946.63)
107,956.62	116,656.59	121,835.04	124,899.65	114,005.56	129,059.90	135,485.95	156,063.01	159,082.75	173,843.05	175,216.35	November	January	90,278.85	1,373.30	(1,573.33)
137,746.11	151,528.51	158,719.04	156,720.77	152,630.86	164,529.87	171,080.19	193,126.02	202,308.32	223,742.03	254,424.26	December, 4th Quarter, Yearly	February	123,754.29	30,682.23	29,106.90
89,543.91	88,396.24	89,481.19	99,694.79	90,364.94	97,024.18	107,810.68	120,617.71	136,428.71	141,523.60	150,478.20	January	March	72,199.31	8,954.60	38,063.50
87,212.18	82,872.45	104,111.05	99,616.55	93,204.34	82,537.54	116,975.35	134,236.14	146,805.07	146,890.39	February	April	102,699.47			
125,621.99	132,335.88	133,405.05	141,709.49	148,772.69	153,252.45	177,892.27	187,322.27	195,085.16	203,013.55	March and 1st Quarter	May	89,268.28			
109,484.20	113,117.58	133,410.60	129,041.03	127,895.46	129,743.30	144,969.57	152,170.48	189,584.70	184,387.61	April	June	86,232.41			
112,083.28	119,846.83	122,196.26	117,201.96	116,809.95	125,153.69	140,436.50	154,274.37	165,319.97	187,207.85	May	July	105,783.13			
130,749.36	138,119.40	142,760.87	130,001.87	141,909.04	153,274.75	160,837.54	148,691.30	187,789.04	216,770.81	June and 2nd Quarter	August	89,251.45			
108,739.89	116,188.09	124,848.42	128,893.49	125,112.90	117,914.04	138,870.51	151,120.09	172,568.83	184,784.93	July	September	Annual Average As of Last Full Reporting Year	1,084,987.64	(1,084,987.64)	
1,316,279.78	1,404,151.86	1,504,762.11	1,506,288.92	1,458,038.85	1,537,549.01	1,650,764.13	1,818,464.16	2,025,631.20	2,189,790.27	1,104,802.63	Total Per Year	Annual Average	1,084,987.64		
14,079,699.24	16,083,841.10	17,588,603.21	19,094,872.13	20,552,910.98	22,090,459.99	23,771,224.12	25,589,708.28	27,615,339.48	29,805,129.76	30,969,932.38	Total All Years	\$ Inc / (Dec) Over Prior Year	74,540.04		

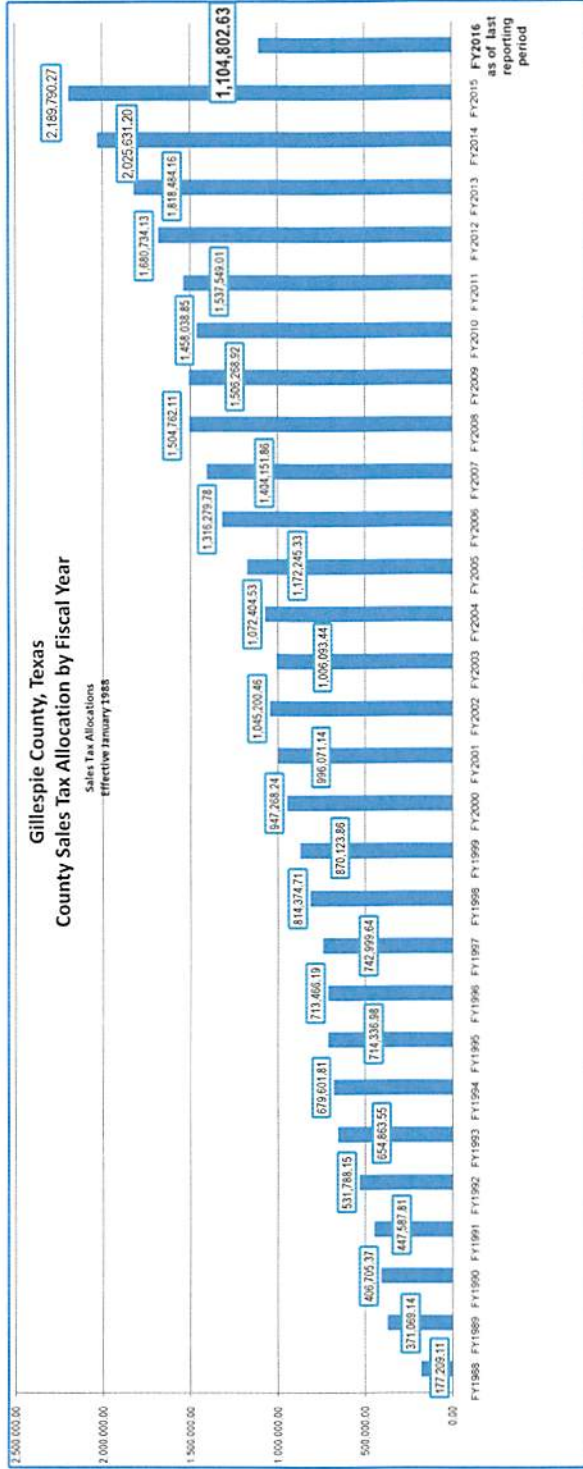
NOTATION: Sales tax allocation is made monthly on each collection of 10% (0.75) - increase in a calendar year. The amount of sales tax allocated to each county is based on the amount of sales tax reported. This amount is based on the amount of sales tax reported. This amount is based on the amount of sales tax reported. This amount is based on the amount of sales tax reported.

As of Last Full Reporting Year

	CY2005	CY2006	CY2007	CY2008	CY2009	CY2010	CY2011	CY2012	CY2013	CY2014	CY2015	\$ Inc / (Dec) Over Prior Calendar Year
12.29%	6.68%	7.17%	0.10%	-3.20%	5.45%	9.31%	8.19%	11.39%	8.10%	-49.55%		
1,205,410.75	1,344,652.92	1,433,216.16	1,514,296.84	1,479,992.71	1,485,825.03	1,546,945.29	1,717,241.33	1,869,270.04	2,082,593.00	2,186,843.64		
115,286.37	138,642.17	89,163.24	81,080.69	(34,304.13)	5,832.32	61,120.26	170,266.04	151,028.71	214,312.96	104,260.64		

GILLESPIE COUNTY, TEXAS
COUNTY SALES TAX ALLOCATION SUMMARY

March 1988 through FY2016



GILLESPIE COUNTY, TEXAS REPAYMENT OF ERRONEOUS RECEIPT OF SALES AND USE TAX

January 1997 Through October 2016

	Year 1 1997	Year 2 1998	Year 3 1999	Year 4 2000	Year 5 2001	Year 6 2002	Year 7 2003	Year 8 2004	Year 9 2005	Year 10 2006	Year 11 2007	Year 12 2008	Year 13 2009	Year 14 2010	Year 15 2011	Year 16 2012	Year 17 2013	Year 18 2014	Year 19 2015	Year 20 2016	
Actual Balance At Year Start	201,276.54	190,683.06	180,059.53	169,496.10	158,902.62	148,309.14	137,715.66	127,122.18	116,528.70	105,935.22	95,341.74	84,748.26	74,154.78	63,561.30	52,967.82	42,374.34	31,780.86	21,187.38	10,593.90	10,593.90	
January	2,648.37	2,648.37	2,648.37	2,648.37	2,648.37	2,648.37	2,648.37	2,648.37	2,648.37	2,648.37	2,648.37	2,648.37	2,648.37	2,648.37	2,648.37	2,648.37	2,648.37	2,648.37	2,648.37	2,648.37	2,648.37
April	2,648.37	2,648.37	2,648.37	2,648.37	2,648.37	2,648.37	2,648.37	2,648.37	2,648.37	2,648.37	2,648.37	2,648.37	2,648.37	2,648.37	2,648.37	2,648.37	2,648.37	2,648.37	2,648.37	2,648.37	2,648.37
July	2,648.37	2,648.37	2,648.37	2,648.37	2,648.37	2,648.37	2,648.37	2,648.37	2,648.37	2,648.37	2,648.37	2,648.37	2,648.37	2,648.37	2,648.37	2,648.37	2,648.37	2,648.37	2,648.37	2,648.37	2,648.37
October	2,648.37	2,648.37	2,648.37	2,648.37	2,648.37	2,648.37	2,648.37	2,648.37	2,648.37	2,648.37	2,648.37	2,648.37	2,648.37	2,648.37	2,648.37	2,648.37	2,648.37	2,648.37	2,648.37	2,648.37	2,648.37
Total Remitted To Date	10,593.48	21,186.96	31,780.44	42,373.92	52,967.40	63,560.88	74,154.36	84,747.84	95,341.32	105,934.80	116,528.28	127,121.76	137,715.24	148,308.72	158,902.20	169,495.68	180,089.16	190,682.64	201,276.12	206,572.86	
Actual Balance To Date	201,276.54	190,033.06	180,089.58	169,496.10	158,902.62	148,309.14	137,715.66	127,122.18	116,528.70	105,935.22	95,341.74	84,748.26	74,154.78	63,561.30	52,967.82	42,374.34	31,780.86	21,187.38	10,593.90	5,297.16	
Projected Balance At Year End	201,276.54	190,683.06	180,069.58	169,496.10	158,902.62	148,309.14	137,715.66	127,122.18	116,528.70	105,935.22	95,341.74	84,748.26	74,154.78	63,561.30	52,967.82	42,374.34	31,780.86	21,187.38	10,593.90	0.00	

Gillespie County proposal of repayment (as outlined in letter of October 18, 1996) as accepted by State Comptroller ...
Gillespie County will make 80 quarterly payments (due first of each month: January, April, July, and October)

for 20 years beginning January 01, 1997:
79 quarterly payments of \$2,648.37 each beginning on January 01, 1997 through July 01, 2016 and
a final payment of \$2,648.79 on October 01, 2016 for a total of \$211,870.02.

Gillespie County, Texas
Hotel Occupancy Tax ... Quarterly Recaps
As of Period Ending February 29, 2016

	Collection/Remittance Period	Collections		Disbursements		Cash Balance
		HOT & P&I Interest Earnings	Convention & Visitors Bureau	Organizations etc		
FY2016	3rd Quarter 2016					612,456.49
	2nd Quarter 2016					612,456.49
	1st Quarter 2016		128,625.32			612,456.49
	4th Quarter 2015		96,483.07	150,829.00		483,831.17
FY2015	3rd Quarter 2015		115,558.26		(881.94)	538,177.10
	Sub-Total	190,719.59	340,666.65	150,829.00	(881.94)	
	2nd Quarter 2015		120,944.22	127,742.50	118,000.00	421,736.90
	1st Quarter 2015		122,937.00			546,535.18
	4th Quarter 2014		104,239.90	127,742.50		423,598.18
FY2014	3rd Quarter 2014		120,711.31			447,100.78
	Sub-Total	95,347.43	468,832.43	255,485.00	118,000.00	
	2nd Quarter 2014		95,362.58	111,163.00	120,000.00	326,389.47
	1st Quarter 2014		92,050.01			462,189.89
	4th Quarter 2013		90,687.97	111,163.00		370,139.88
FY2013	3rd Quarter 2013		82,776.94			390,614.91
	Sub-Total	18,551.50	360,877.50	222,326.00	120,000.00	
	2nd Quarter 2013		82,927.36	96,357.50	80,000.00	307,837.97
	1st Quarter 2013		102,188.41			401,268.11
	4th Quarter 2012		56,763.25	96,357.50		299,079.70
FY2012	3rd Quarter 2012		69,377.43			338,673.95
	Sub-Total	38,541.45	311,256.45	192,715.00	80,000.00	
	2nd Quarter 2012		76,505.61	84,193.50	11,000.00	269,296.52
	1st Quarter 2012		67,043.98		69,000.00	287,984.41
	4th Quarter 2011		63,485.70	84,193.50		289,940.43
FY2011	3rd Quarter 2011		62,766.18			310,648.23
	Sub-Total	21,414.47	269,801.47	168,387.00	80,000.00	
	2nd Quarter 2011		60,050.07	80,530.57		247,882.05
	1st Quarter 2011		61,473.10		80,000.00	268,362.55
	4th Quarter 2010		47,182.38	80,530.57		286,889.45
FY2010	3rd Quarter 2010		67,036.85			320,237.64
	Sub-Total	(5,318.74)	235,742.40	161,061.14	80,000.00	
	2nd Quarter 2010		47,363.32	82,089.00	61,500.00	253,200.79
	1st Quarter 2010		67,910.43			349,426.47
	4th Quarter 2009		46,539.68	82,089.00		281,516.04
FY2009	3rd Quarter 2009		63,672.15			317,065.36
	Sub-Total	(192.42)	225,485.58	164,178.00	61,500.00	
	2nd Quarter 2009		55,182.22			253,393.21
	1st Quarter 2009		68,196.40	80,854.20		198,210.99
	4th Quarter 2008		43,834.09	80,854.20		210,868.79
FY2008	3rd Quarter 2008		75,474.18		15,000.00	247,888.90
	Sub-Total	65,978.49	242,686.89	161,708.40	15,000.00	
	2nd Quarter 2008		52,205.02	100,000.00		187,414.72
	1st Quarter 2008		62,603.17			235,209.70
	4th Quarter 2007		53,485.43			172,606.53
FY2007	3rd Quarter 2007		61,352.43			119,121.10
	Sub-Total	129,646.05	229,646.05	100,000.00	0.00	
	2nd Quarter 2007		57,271.57			57,768.67
	1st Quarter 2007		497.10	0.00	0.00	497.10
	Sub-Total	57,768.67	57,768.67	0.00	0.00	
				1,576,689.54	553,618.06	
Totals All Years		Revenues	2,742,764.09	Expenditures		2,130,307.60
		Net Cash Effect				612,456.49

GILLESPIE COUNTY, TEXAS

GOB Series 2010 Refunding Bonds ... December.2010
Post COB Series 2001 ... September.2001

Bond Redemptions & Interest Payment Schedule
February.2011 through February.2021

		Year 1	Year 2	Year 3	Year 4	Year 5	Year 6	Year 7	Year 8	Year 9	Year 10	Year 11		
		2011	2012	2013	2014	2015	2016	2017	2018	2019	2020	2021		
Actual Balance At Year Start		1,839,134.46	1,779,647.50	1,603,672.50	1,429,447.50	1,247,370.00	1,067,992.50						Actual Balance At Year Start	
February	bonds	35,000.00	140,000.00	140,000.00	150,000.00	150,000.00	150,000.00						bonds	February
	interest	6,079.46	18,407.50	17,567.50	16,657.50	15,420.00	13,957.50						interest	
August	bonds	0.00	0.00	0.00	0.00	0.00							bonds	August
	interest	18,407.50	17,567.50	16,657.50	15,420.00	13,957.50							interest	
Total Remitted To Date		59,486.96	235,461.96	409,686.96	591,764.46	771,141.96	935,099.46	935,099.46	935,099.46	935,099.46	935,099.46	935,099.46	Total Remitted To Date	
Actual Balance To Date		1,779,647.50	1,603,672.50	1,429,447.50	1,247,370.00	1,067,992.50	904,035.00						Actual Balance To Date	
Projected Pymnt Per Year		59,486.96	175,975.00	174,225.00	182,077.50	179,377.50	176,265.00	177,677.50	178,540.00	178,865.00	178,670.00	177,975.00	Projected Pymnt Per Year	
Projected Balance At Year End		1,779,647.50	1,603,672.50	1,429,447.50	1,247,370.00	1,067,992.50	891,727.50	714,050.00	535,510.00	356,645.00	177,975.00	0.00	Projected Balance At Year End	

\$1,988,356.26	COB Series 2001 Debt Service on Refunded Bonds	\$1,590,000.00	Principal	\$1,590,000.00	Series 2010 Sources of Funds..Proceeds of Bonds
\$1,839,134.46	GOB Series 2010 Refunded Bonds	\$249,134.46	interest	\$38,746.50	Cost of Issuance
\$149,221.80	Net savings	\$1,839,134.46	GOB Series 2010, Refunding Bonds	\$1,551,253.50	Deposit to Escrow

Original Certificates of Obligation Bonds Series 2001 payments started February 2002
Series 2010 Refunding ... Interest and Bond Redemptions due February of each year starting February of 2011
Series 2010 Refunding ... Interest only due August of each year starting August of 2011

GILLESPIE COUNTY, TEXAS

GOB Series 2013 ... Jail Project

Bond Redemptions Interest Payment Schedule
February.2014 through February.2033

Schedule Bond Redemption & Interest Payment		Initial Receipt of Bonds June.2013	Year 1 2014	Year 2 2015	Year 3 2016	Year 4 2017	Year 5 2018	Year 6 2019	Year 7 2020	Year 8 2021	Year 9 2022	Year 10 2023
Projected Balances At Year Start		20,429,713.00	20,429,713.00	19,408,475.00	18,387,525.00	17,367,275.00	16,347,925.00	15,324,725.00	14,300,875.00	13,279,650.00	12,256,300.00	11,234,800.00
February	bonds	0.00	395,000.00	530,000.00	540,000.00	550,000.00	565,000.00	580,000.00	595,000.00	620,000.00	645,000.00	670,000.00
	interest	0.00	378,113.00	248,125.00	242,825.00	237,425.00	231,925.00	226,275.00	217,575.00	208,650.00	194,700.00	181,800.00
August	bonds	0.00	0.00	0.00	0.00	0.00	0.00	0.00	0.00	0.00	0.00	0.00
	interest	0.00	248,125.00	242,825.00	237,425.00	231,925.00	226,275.00	217,575.00	208,650.00	194,700.00	181,800.00	168,400.00
Projected Total Remittance		0.00	1,021,238.00	2,042,188.00	3,062,438.00	4,081,788.00	5,104,988.00	6,128,838.00	7,150,063.00	8,173,413.00	9,194,913.00	10,215,113.00
Project Balances At Year End		20,429,713.00	19,408,475.00	18,387,525.00	17,367,275.00	16,347,925.00	15,324,725.00	14,300,875.00	13,279,650.00	12,256,300.00	11,234,800.00	10,214,600.00
Bonds Issued June 2014												
Principal and Interest payments due February of each year starting February of 2014												
Interest only payments due August of each year starting August of 2014												

Outstanding Tax Secured Debt		Initial Receipt of Bonds June.2013	Year 1 2014	Year 2 2015	Year 3 2016	Year 4 2017	Year 5 2018	Year 6 2019	Year 7 2020	Year 8 2021	Year 9 2022	Year 10 2023
Balances At Year Start		20,429,713.00	20,429,713.00	19,408,475.50	18,387,525.50							
February	bonds	0.00	395,000.00	530,000.00	540,000.00							
	interest	0.00	378,112.50	248,125.00	242,825.00							
August	bonds	0.00	0.00	0.00								
	interest	0.00	248,125.00	242,825.00								
Total Annual Remittances		0.00	1,021,237.50	1,020,950.00	782,825.00							
Total Remittances To Date		0.00	1,021,237.50	2,042,187.50	2,825,012.50							

GILLESPIE COUNTY, TEXAS

GOB Series 2013 ... Jail Project

Bond Redemptions Interest Payment Schedule
February.2014 through February.2033

Schedule Bond Redemption & Interest Payment		Year 11	Year 12	Year 13	Year 14	Year 15	Year 16	Year 17	Year 18	Year 19	Year 20
		2024	2025	2026	2027	2028	2029	2030	2031	2032	2033
Projected Balances At Year Start		10,214,600.00	9,191,800.00	8,172,500.00	7,152,800.00	6,129,000.00	5,107,400.00	4,084,300.00	3,061,100.00	2,039,200.00	1,020,000.00
February	bonds	700,000.00	725,000.00	755,000.00	790,000.00	820,000.00	855,000.00	890,000.00	925,000.00	960,000.00	1,000,000.00
	interest	168,400.00	154,400.00	139,900.00	124,800.00	109,000.00	92,600.00	75,500.00	57,700.00	39,200.00	20,000.00
August	bonds	0.00	0.00	0.00	0.00	0.00	0.00	0.00	0.00	0.00	0.00
	interest	154,400.00	139,900.00	124,800.00	109,000.00	92,600.00	75,500.00	57,700.00	39,200.00	20,000.00	0.00
Projected Total Remittance		11,237,913.00	12,257,213.00	13,276,913.00	14,300,713.00	15,322,313.00	16,345,413.00	17,368,613.00	18,390,513.00	19,409,713.00	20,429,713.00
Project Balances At Year End		9,191,800.00	8,172,500.00	7,152,800.00	6,129,000.00	5,107,400.00	4,084,300.00	3,061,100.00	2,039,200.00	1,020,000.00	0.00
Bonds Issued June.2014											
Principal and Interest payments due February of each year starting February of 2014											
Interest only payments due August of each year starting August of 2014											

Outstanding Tax Secured Debt		Year 11	Year 12	Year 13	Year 14	Year 15	Year 16	Year 17	Year 18	Year 19	Year 20
		2024	2025	2026	2027	2028	2029	2030	2031	2032	2033
Balances At Year Start											
February	bonds interest										
August	bonds interest										
Total Annual Remittances											
Total Remittances To Date											

GILLESPIE COUNTY, TEXAS
Capital Assets Lease/Purchase ... Contract 6451, September.2013
Road & Bridge Departments

PROJECTED Payments

PROJECTED	FY2014		FY2015		FY2016		FY2017		FY2018		FY2019	
	Total Payment	Principal	Total Payment	Principal	Total Payment	Principal	Total Payment	Principal	Total Payment	Principal	Total Payment	Principal
Payments	5,221.04		5,221.04		5,221.04		5,221.04		5,221.04		5,221.04	
Interest		3,882.97	4,477.08	743.96	4,652.49	568.55	4,834.77	386.27	5,024.20	196.84		
Principal/Interest			4,422.11	898.93	4,491.44	729.60	4,667.42	553.02	4,850.28	370.76	5,040.31	180.73
payment	5,221.04		5,221.04		5,221.04		5,221.04		5,221.04		5,221.04	
January												
principal/interest	4,322.11	898.93	4,491.44	729.60	4,667.42	553.02	4,850.28	370.76	5,040.31	180.73		
payment	5,221.04		5,221.04		5,221.04		5,221.04		5,221.04		5,221.04	
February												
principal/interest	4,335.97	885.07	4,505.85	715.19	4,682.39	538.65	4,865.84	355.20	5,056.48	164.56		
payment	5,221.04		5,221.04		5,221.04		5,221.04		5,221.04		5,221.04	
March												
principal/interest	4,348.88	871.16	4,520.30	700.74	4,697.41	523.03	4,881.45	339.59	5,072.70	148.34		
payment	5,221.04		5,221.04		5,221.04		5,221.04		5,221.04		5,221.04	
April												
principal/interest	4,363.83	857.21	4,534.80	686.24	4,712.48	508.56	4,897.11	323.93	5,088.97	132.07		
payment	5,221.04		5,221.04		5,221.04		5,221.04		5,221.04		5,221.04	
May												
principal/interest	4,377.83	843.21	4,549.35	671.69	4,727.59	493.45	4,912.82	308.22	5,105.30	115.74		
payment	5,221.04		5,221.04		5,221.04		5,221.04		5,221.04		5,221.04	
June												
principal/interest	4,391.87	829.17	4,563.94	657.10	4,742.76	478.28	4,928.57	292.47	5,121.67	99.37		
payment	5,221.04		5,221.04		5,221.04		5,221.04		5,221.04		5,221.04	
July												
principal/interest	4,405.96	815.08	4,578.58	642.46	4,757.97	463.07	4,944.38	276.66	5,138.10	82.94		
payment	5,221.04		5,221.04		5,221.04		5,221.04		5,221.04		5,221.04	
August												
principal/interest	4,420.10	800.94	4,593.27	627.77	4,773.23	447.81	4,960.24	250.80	5,154.58	66.46		
payment	5,221.04		5,221.04		5,221.04		5,221.04		5,221.04		5,221.04	
September												
principal/interest	4,434.27	786.77	4,608.01	613.03	4,788.54	432.50	4,976.16	244.88	5,171.12	49.92		
payment	5,221.04		5,221.04		5,221.04		5,221.04		5,221.04		5,221.04	
Interest	8,925.61		8,318.59		6,189.79		3,977.65		1,478.80		50.01	
Principal	43,264.79		54,333.89		56,452.69		58,674.83		60,873.68		10,392.07	
Total Payments	52,210.40		62,652.48		62,652.48		62,652.48		62,652.48		10,442.08	
Projected Balance Year End	#####		#####		#####		#####		#####		10,442.08	
												0.00

GILLESPIE COUNTY, TEXAS
Public Property Finance ... Contract 6774, October 24, 2014
Sheriff Office ... Law Enforcement Radio System Upgrade

PROJECTED PAYMENTS

PROJECTED Payments	FY2015			FY2016			FY2017			FY2018			FY2019		
	Total Payment	Principal	Interest	Total Payment	Principal	Interest	Total Payment	Principal	Interest	Total Payment	Principal	Interest	Total Payment	Principal	Interest
Balance Year Start	685,683.60			622,829.27			554,260.91			485,692.55			417,124.19		
October payment	0.00			5,714.03			5,714.03			5,714.03			5,714.03		
principal/interest															
November payment	5,714.03			5,714.03			5,714.03			5,714.03			5,714.03		
principal/interest															
December payment	5,714.03			5,714.03			5,714.03			5,714.03			5,714.03		
principal/interest															
January payment	5,714.03			5,714.03			5,714.03			5,714.03			5,714.03		
principal/interest															
February payment	5,714.03			5,714.03			5,714.03			5,714.03			5,714.03		
principal/interest															
March payment	5,714.03			5,714.03			5,714.03			5,714.03			5,714.03		
principal/interest															
April payment	5,714.03			5,714.03			5,714.03			5,714.03			5,714.03		
principal/interest															
May payment	5,714.03			5,714.03			5,714.03			5,714.03			5,714.03		
principal/interest															
June payment	5,714.03			5,714.03			5,714.03			5,714.03			5,714.03		
principal/interest															
July payment	5,714.03			5,714.03			5,714.03			5,714.03			5,714.03		
principal/interest															
August payment	5,714.03			5,714.03			5,714.03			5,714.03			5,714.03		
principal/interest															
September payment	5,714.03			5,714.03			5,714.03			5,714.03			5,714.03		
principal/interest															
Total Proposed Payments Per Year															
Total Payments	62,854.33			68,568.36			68,568.36			68,568.36			68,568.36		
Principal	44,534.21			50,517.39			52,339.19			54,226.70			56,162.30		
Interest	18,320.12			18,050.97			16,229.17			14,341.66			12,386.06		
Projected Balance Year End															
	622,829.27			554,260.91			485,692.55			417,124.19			348,555.83		

GILLESPIE COUNTY, TEXAS
Public Property Finance ... Contract 6774, October 24, 2014
Sheriff Office ... Law Enforcement Radio System Upgrade

PROJECTED Payments

FY2020			FY2021			FY2022			FY2023			FY2024			FY2025		
Total Payment	Principal	Interest	Total Payment	Principal	Interest	Total Payment	Principal	Interest	Total Payment	Principal	Interest	Total Payment	Principal	Interest	Total Payment	Principal	Interest
348,555.83			279,987.47			211,419.11			142,850.75			74,282.39			5,714.03		
5,714.03			5,714.03			5,714.03			5,714.03			5,714.03			5,714.03		
	4,772.32	941.71		4,944.43	769.60		5,122.74	591.29		5,307.48	406.55		5,498.88	215.15		5,696.97	17.06
5,714.03			5,714.03			5,714.03			5,714.03			5,714.03					
	4,786.43	927.60		4,959.04	754.99		5,137.88	576.15		5,323.17	390.86		5,515.14	198.89			
5,714.03			5,714.03			5,714.03			5,714.03			5,714.03					
	4,800.58	913.45		4,973.71	740.32		5,153.07	560.96		5,338.91	375.12		5,531.45	182.58			
5,714.03			5,714.03			5,714.03			5,714.03			5,714.03					
	4,814.78	899.25		4,988.41	725.62		5,168.31	545.72		5,354.69	359.34		5,547.80	166.23			
5,714.03			5,714.03			5,714.03			5,714.03			5,714.03					
	4,829.01	885.02		5,003.16	710.87		5,183.59	530.44		5,370.53	343.50		5,564.20	149.83			
5,714.03			5,714.03			5,714.03			5,714.03			5,714.03					
	4,843.29	870.74		5,017.95	696.08		5,198.92	515.11		5,386.41	327.62		5,580.65	133.38			
5,714.03			5,714.03			5,714.03			5,714.03			5,714.03					
	4,857.61	856.42		5,032.79	681.24		5,214.29	499.74		5,402.33	311.70		5,597.15	116.88			
5,714.03			5,714.03			5,714.03			5,714.03			5,714.03					
	4,871.97	842.06		5,047.67	666.36		5,229.71	484.32		5,418.30	295.73		5,613.70	100.33			
5,714.03			5,714.03			5,714.03			5,714.03			5,714.03					
	4,886.38	827.65		5,062.60	651.43		5,245.17	468.86		5,434.32	279.71		5,630.30	83.73			
5,714.03			5,714.03			5,714.03			5,714.03			5,714.03					
	4,900.83	813.20		5,077.56	636.47		5,260.68	453.35		5,450.39	263.64		5,646.95	67.08			
5,714.03			5,714.03			5,714.03			5,714.03			5,714.03					
	4,915.32	798.71		5,092.58	621.45		5,276.23	437.80		5,466.51	247.52		5,663.65	50.38			
5,714.03			5,714.03			5,714.03			5,714.03			5,714.03					
	4,929.85	784.18		5,107.63	606.40		5,291.83	422.20		5,482.67	231.36		5,680.39	33.64			
68,568.36			68,568.36			68,568.36			68,568.36			68,568.36			5,714.03		
	58,208.37			60,307.53			62,482.42			64,735.71			67,070.26			5,696.97	
		10,359.99			8,260.83			6,085.94			3,832.65			1,498.10			17.06
279,987.47			211,419.11			142,850.75			74,282.39			5,714.03			0.00		

GILLESPIE COUNTY, TEXAS
Public Property Finance ... Contract 6774, October 24, 2014
Sheriff Office ... Law Enforcement Radio System Upgrade

ACTUAL Payments

ACTUAL Payments	FY2015			FY2016			FY2017			FY2018			FY2019		
	Total Payment	Principal	Interest	Total Payment	Principal	Interest	Total Payment	Principal	Interest	Total Payment	Principal	Interest	Total Payment	Principal	Interest
Balance Year Start	666,426.40			623,572.07											
October payment	0.00			5,714.03											
principal/interest					4,141.76	1,572.27									
November payment	5,714.03			5,714.03											
principal/interest					4,154.01	1,560.02									
December payment	5,714.03			5,714.03											
principal/interest					4,166.29	1,547.74									
January payment	5,714.03			5,714.03											
principal/interest					4,178.61	1,535.42									
February payment	5,714.03			5,714.03											
principal/interest					4,190.96	1,523.07									
March payment	5,714.03			5,714.03											
principal/interest					4,203.35	1,510.68									
April payment	5,714.03														
principal/interest															
May payment	5,714.03														
principal/interest															
June payment	5,714.03														
principal/interest															
July payment	5,714.03														
principal/interest															
August payment	5,714.03														
principal/interest															
September payment	5,714.03														
principal/interest															
Total Payments Current Period															
Total Payments	62,854.33			34,284.18											
Principal	44,534.21				25,034.98										
Interest	18,320.12					9,249.20									
Balance Current Period															
	623,572.07			589,287.89											

County of Gillespie
District Clerk Bond / Trust Recap
 October 2015 - September 2016
 Funds Managed by County Treasurer

Cause No	Cause Description	Initial Investment Face Value	Prior Interest		Current Year Interest												Released Investments	Current Balances	Current Interest
			Adjusted Interest	TrustPool Interest	Oct-2015	Nov-2015	Dec-2015	Jan-2016	Feb-2016	Mar-2016	Apr-2016	May-2016	Jun-2016	Jul-2016	Aug-2016	Sep-2016			
11877	Bredemus and J&B Cheese v Just	1,000.00		9.76	0.06	0.09	0.16	0.25	0.24	0.28								1,010.88	1.10
11897	Prause & Thompson v Bierschwale	100.00		0.52	0.01	0.01	0.02	0.02	0.02	0.03								101.03	0.11
11904	Rutherford v Rafter & Kamp	100.00		0.92	0.01	0.01	0.02	0.02	0.02	0.03								101.03	0.11
11928A	Querner v Lester	1,000.00		1.86	0.08	0.09	0.16	0.25	0.24	0.28								1,002.96	1.10
12195	TeaHillCo EmployeesC.U. vs Beckmann	100.00		0.05	closed 01-19-2010												100.05	0.00	
12209	Fulton v Coleman	500.00		3.07	0.04	0.05	0.08	0.11	0.12	0.14							503.61	0.54	
12228	IBT Int v Grammer	115,000.00		130.48	closed 06-2014												115,130.48	0.00	
12359	Ferrell vs Hall, Executor Estate of Klein, Deceased	500.00		0.60	closed 12-27-2010												500.60	0.00	
12503	Baby vs Doggett	400.00		0.35	closed 02-14-2012												400.35	0.00	
12964	Cover v Chase Bank	100.00		0.12	0.01	0.01	0.02	0.02	0.02	0.03							100.23	0.11	
13025	Balero v Federal Home Mortgage	250.00		0.50	0.02	0.02	0.04	0.06	0.06	0.07							250.77	0.27	
13119	LCRA vs TRT Ranch	949,545.00		45.58	closed 09-10-2013												949,545.58	0.00	
13120	LCRA vs Oehler	195,000.00		9.36	closed 09-10-2013												195,009.30	0.00	
13121	LCRA vs Walmund	177,000.00		8.49	closed 09-10-2013												177,008.49	0.00	
13203	Collins, Estate of Smith v Bank of America	500.00		0.89	0.04	0.05	0.08	0.11	0.12	0.14							501.43	0.54	
13291	Whitley, et al vs Live Springs, et al	500.00		0.66	0.04	0.05	0.08	0.11	0.12	0.14							501.20	0.54	
13320	Bruce Kneese vs New York Life Insurance and Annuity Corp, et al	951.17		0.30	closed 03-05-2015												951.47	0.00	
13343	Hampton vs Spornhauer	2,000.00		2.64	0.16	0.18	0.32	0.45	0.48	0.56							2,004.79	2.15	
13640	Kerrville Professional Properties LTD ... vs Friendship Village Owner's Assn, Inc ...	0.00															0.00	0.00	
13683	In the Matter of the Marriage of Roxanne L Pennington & Gerard M Pennington and In the Interest of Sarah Pennington & Matthew Pennington, Children	500.00		0.32	0.04	0.05	0.08	0.11	0.12	0.14							500.85	0.54	
13859	Berry vs Cardash	500,844.49		158.13	closed 2015 06 11												501,143.92	0.00	
13859TRC	Berry vs Cardash ... TRO	5,000.00		2.69	0.42	0.49	0.76	1.14	1.20	1.40							5,008.10	5.41	
10522(e)	Roscoe L Parker Guardianship	7,500.00		587.17	closed 07-12-2007												8,087.17	0.00	
3870A	State v Farmer	4,000.00		67.71	closed 05-2004transferred to District Clerk Act 117												4,572.49	0.00	
3870B	State v Farmer	1,000.00		18.89	closed 05-2004transferred to District Clerk Act 117												1,148.08	0.00	
8766(A)	Damron (trust)	26,278.61		92.83	closed 01-2005												26,371.44	0.00	
Totals		2,676,132.01		2,308.07	1.48	1.68	2.85	4.12	4.29	5.02	0.00	0.00	0.00	0.00	0.00	0.00	2,669,344.93	18,040.92	19.44

County of Gillespie
County Clerk Holding Account Recap
 October 2015 -September 2016
 Funds Managed by County Treasurer

Cause	Investment Face	Prior Interest		Current Year Interest											
	Value	Adjusted	TexPool	TexPool Account											
		Interest	Interest	Oct.2015	Nov.2015	Dec.2015	Jan.2016	Feb.2016	Mar.2016	Apr.2016	May.2016	Jun.2016	Jul.2016	Aug.2016	Sep.2016
Cause 9145 Doyle/Michael J Guardianship additional funds added July 2013 of \$682.40 to original face of \$119,517.83 or \$120,200.23 principal	120,200.23	344.18		9.91	10.95	19.11	27.37	28.84	33.55						
Cause 8132 Roscoe L Parker	7,500.00	97.71		04 2006 account closed case transferred to District Court											
Cause 8321 David Eugene Reynolds	100,000.00	11,872.07		closed 07 14 2008											
Investment Totals	107,500.00	0.00	12,313.96	9.91	10.95	19.11	27.37	28.84	33.55	0.00	0.00	0.00	0.00	0.00	0.00

	Released Investment	Current Balances	Total Interest
			FY2015
Cause 9145 Doyle/Michael J Guardianship additional funds added July 2013 of \$682.40 to original face of \$119,517.83 or \$120,200.23 principal	0.00	120,674.14	129.73
Cause 8132 Roscoe L Parker	7,597.71	0.00	
Cause 8321 David Eugene Reynolds	111,872.07	0.00	
Investment Totals	119,469.78	120,674.14	129.73

Investment Performance Summary
Certificate of Deposits

Financial Institution	Oct	Nov	Dec	Jan	Feb	Mar	Apr	May	Jun	Jul	Aug	Sep	Year To Date
FY2016													
Blanco National Bank													
Certificate of Deposits ... held at face value	2,400,000	2,400,000	2,400,000	2,400,000	2,400,000	2,400,000	2,400,000	2,400,000	2,400,000	2,400,000	2,400,000	2,400,000	2,400,000
Amount of Investment	0.4500	0.4500	0.4500	0.4500	0.4500	0.4500	0.4500	0.4500	0.4500	0.4500	0.4500	0.4500	0.4500
Average Interest Rate	887.76	917.28	887.76	917.28	914.82	860.48							5,385.38
Earned Interest	Security State Bank & Trust												
Certificate of Deposits ... held at face value	2,650,000	2,650,000	2,650,000	2,650,000	2,650,000	2,650,000	2,650,000	2,650,000	2,650,000	2,650,000	2,650,000	2,650,000	2,650,000
Amount of Investment	0.3500	0.3500	0.3500	0.3500	0.3500	0.3500	0.3500	0.3500	0.3500	0.3500	0.3500	0.3500	0.3500
Average Interest Rate	762.36	787.76	762.36	787.76	787.76	736.92							4,624.92
Earned Interest	Security State Bank & Trust												

Financial Institution	Oct	Nov	Dec	Jan	Feb	Mar	Apr	May	Jun	Jul	Aug	Sep	Year To Date
FY2015													
Blanco National Bank													
Certificate of Deposits ... held at face value	2,400,000	2,400,000	2,400,000	2,400,000	2,400,000	2,400,000	2,400,000	2,400,000	2,400,000	2,400,000	2,400,000	2,400,000	2,400,000
Amount of Investment	0.4500	0.4500	0.4500	0.4500	0.4500	0.4500	0.4500	0.4500	0.4500	0.4500	0.4500	0.4500	0.4500
Average Interest Rate	887.76	917.28	887.76	917.28	912.34	833.42	916.05	890.22	917.28	887.76	917.28	917.28	10,801.71
Earned Interest	Security State Bank & Trust												
Certificate of Deposits ... held at face value	2,650,000	2,650,000	2,650,000	2,650,000	2,650,000	2,650,000	2,650,000	2,650,000	2,650,000	2,650,000	2,650,000	2,650,000	2,650,000
Amount of Investment	0.3500	0.3500	0.3500	0.3500	0.3500	0.3500	0.3500	0.3500	0.3500	0.3500	0.3500	0.3500	0.3500
Average Interest Rate	762.36	787.63	762.36	787.63	786.80	712.48	787.76	762.36	787.76	762.36	787.76	787.76	9,275.02
Earned Interest	Security State Bank & Trust												

Financial Institution	Oct	Nov	Dec	Jan	Feb	Mar	Apr	May	Jun	Jul	Aug	Sep	Year To Date
FY2014													
Blanco National Bank													
Certificate of Deposits ... held at face value	2,400,000	2,400,000	2,400,000	2,400,000	2,400,000	2,400,000	2,400,000	2,400,000	2,400,000	2,400,000	2,400,000	2,400,000	2,400,000
Amount of Investment	0.5333	0.5167	0.5042	0.4917	0.4875	0.4792	0.4583	0.4500	0.4500	0.4500	0.4500	0.4500	0.4500
Average Interest Rate	1,076.62	1,065.57	1,019.12	1,036.14	1,005.73	910.12	985.20	912.39	925.77	887.76	917.28	917.28	11,688.98
Earned Interest	Security State Bank & Trust												
Certificate of Deposits ... held at face value	2,650,000	2,650,000	2,650,000	2,650,000	2,650,000	2,650,000	2,650,000	2,650,000	2,650,000	2,650,000	2,650,000	2,650,000	2,650,000
Amount of Investment	0.3889	0.3889	0.3889	0.3833	0.3722	0.3667	0.3611	0.3556	0.3556	0.3500	0.3500	0.3500	0.3500
Average Interest Rate	871.27	874.78	846.61	874.78	852.59	764.27	834.46	792.22	808.99	782.91	787.76	787.76	9,878.40
Earned Interest	Security State Bank & Trust												

Financial Institution	Oct	Nov	Dec	Jan	Feb	Mar	Apr	May	Jun	Jul	Aug	Sep	Year To Date
FY2013													
Blanco National Bank													
Certificate of Deposits ... held at face value	2,400,000	2,400,000	2,400,000	2,400,000	2,400,000	2,400,000	2,400,000	2,400,000	2,400,000	2,400,000	2,400,000	2,400,000	2,400,000
Amount of Investment	0.6500	0.6458	0.6375	0.6250	0.6208	0.6125	0.6125	0.5833	0.5708	0.5583	0.5500	0.5471	0.5471
Average Interest Rate	1,282.08	1,324.80	1,275.86	1,299.33	1,267.84	1,148.97	1,248.39	1,167.00	1,188.96	1,125.91	1,146.51	1,129.53	14,603.18
Earned Interest	Security State Bank & Trust												
Certificate of Deposits ... held at face value	2,650,000	2,650,000	2,650,000	2,650,000	2,650,000	2,650,000	2,650,000	2,650,000	2,650,000	2,650,000	2,650,000	2,650,000	2,650,000
Amount of Investment	0.4778	0.4778	0.4778	0.4697	0.4444	0.4333	0.4333	0.4111	0.4111	0.4000	0.4000	0.4000	0.4361
Average Interest Rate	1,089.05	1,074.40	1,039.75	1,074.40	1,030.84	917.83	993.69	920.58	942.72	912.36	900.25	900.25	11,796.13
Earned Interest	Security State Bank & Trust												

**Investment Performance Summary
Certificate of Deposits**

GILLESPIE COUNTY TEXAS

Financial Institution	FY2012											
	Oct	Nov	Dec	Jan	Feb	Mar	Apr	May	Jun	Jul	Aug	Sep
Blanco National Bank	2,400,000	2,400,000	2,400,000	2,400,000	2,400,000	2,400,000	2,400,000	2,400,000	2,400,000	2,400,000	2,400,000	2,400,000
Certificate of Deposits ... held at face value	2,400,000	2,400,000	2,400,000	2,400,000	2,400,000	2,400,000	2,400,000	2,400,000	2,400,000	2,400,000	2,400,000	2,400,000
Amount of Investment	2,400,000	2,400,000	2,400,000	2,400,000	2,400,000	2,400,000	2,400,000	2,400,000	2,400,000	2,400,000	2,400,000	2,400,000
Average Interest Rate	0.8458	0.8083	0.7833	0.7458	0.7333	0.7167	0.6750	0.6583	0.6500	0.6500	0.6500	0.6500
Earned Interest	1,693.08	1,724.02	1,598.55	1,516.62	1,477.83	1,401.92	1,460.72	1,331.40	1,341.79	1,282.08	1,324.80	1,324.80
Security State Bank & Trust	2,650,000	2,650,000	2,650,000	2,650,000	2,650,000	2,650,000	2,650,000	2,650,000	2,650,000	2,650,000	2,650,000	2,650,000
Certificate of Deposits ... held at face value	2,650,000	2,650,000	2,650,000	2,650,000	2,650,000	2,650,000	2,650,000	2,650,000	2,650,000	2,650,000	2,650,000	2,650,000
Amount of Investment	2,650,000	2,650,000	2,650,000	2,650,000	2,650,000	2,650,000	2,650,000	2,650,000	2,650,000	2,650,000	2,650,000	2,650,000
Average Interest Rate	0.7222	0.7222	0.7222	0.6889	0.6222	0.5656	0.5222	0.5222	0.5222	0.5000	0.5000	0.5000
Earned Interest	1,800.00	1,605.23	1,553.43	1,605.23	1,477.83	1,334.81	1,363.18	1,195.90	1,210.30	1,171.25	1,125.37	1,125.37
Blanco National Bank	2,400,000	2,400,000	2,400,000	2,400,000	2,400,000	2,400,000	2,400,000	2,400,000	2,400,000	2,400,000	2,400,000	2,400,000
Certificate of Deposits ... held at face value	2,400,000	2,400,000	2,400,000	2,400,000	2,400,000	2,400,000	2,400,000	2,400,000	2,400,000	2,400,000	2,400,000	2,400,000
Amount of Investment	2,400,000	2,400,000	2,400,000	2,400,000	2,400,000	2,400,000	2,400,000	2,400,000	2,400,000	2,400,000	2,400,000	2,400,000
Average Interest Rate	1.4625	1.3292	1.2542	1.1938	1.1771	1.1354	1.0313	0.9896	0.9396	0.9104	0.8813	0.8583
Earned Interest	2,979.48	2,981.13	2,621.94	2,556.45	2,422.88	2,185.34	2,312.03	2,034.21	2,017.07	1,853.37	1,855.68	1,796.22
Security State Bank & Trust	2,650,000	2,650,000	2,650,000	2,650,000	2,650,000	2,650,000	2,650,000	2,650,000	2,650,000	2,650,000	2,650,000	2,650,000
Certificate of Deposits ... held at face value	2,650,000	2,650,000	2,650,000	2,650,000	2,650,000	2,650,000	2,650,000	2,650,000	2,650,000	2,650,000	2,650,000	2,650,000
Amount of Investment	2,650,000	2,650,000	2,650,000	2,650,000	2,650,000	2,650,000	2,650,000	2,650,000	2,650,000	2,650,000	2,650,000	2,650,000
Average Interest Rate	1.1333	1.1333	1.1333	1.1000	1.0222	0.9833	0.9333	0.8833	0.8833	0.8333	0.8333	0.8333
Earned Interest	2,447.26	2,541.58	2,459.59	2,541.58	2,411.45	2,129.59	2,280.43	2,021.92	2,051.12	1,984.93	1,860.02	1,860.02
Blanco National Bank	2,200,000	2,200,000	2,200,000	2,200,000	2,200,000	2,200,000	2,200,000	2,200,000	2,200,000	2,200,000	2,200,000	2,200,000
Certificate of Deposits ... held at face value	2,200,000	2,200,000	2,200,000	2,200,000	2,200,000	2,200,000	2,200,000	2,200,000	2,200,000	2,200,000	2,200,000	2,200,000
Amount of Investment	2,200,000	2,200,000	2,200,000	2,200,000	2,200,000	2,200,000	2,200,000	2,200,000	2,200,000	2,200,000	2,200,000	2,200,000
Average Interest Rate	2.5886	2.4409	2.3500	2.1795	2.1227	2.0091	1.8083	1.7250	1.6208	1.5792	1.5479	1.5104
Earned Interest	4,775.37	4,836.85	4,413.71	4,390.85	4,057.67	3,597.30	3,753.99	3,567.14	3,516.20	3,197.28	3,218.95	3,155.25
Security State Bank & Trust	400,000	400,000	400,000	400,000	400,000	400,000	400,000	400,000	400,000	400,000	400,000	400,000
Certificate of Deposits ... held at face value	400,000	400,000	400,000	400,000	400,000	400,000	400,000	400,000	400,000	400,000	400,000	400,000
Amount of Investment	400,000	400,000	400,000	400,000	400,000	400,000	400,000	400,000	400,000	400,000	400,000	400,000
Average Interest Rate	1.5750	1.5750	1.5750	1.5750	1.5750	1.2500	1.1333	1.0833	1.0833	1.1389	1.1389	1.1389
Earned Interest	673.99	535.06	535.06	517.82	532.05	394.25	677.32	2,441.10	2,193.21	2,202.74	2,528.82	2,528.83
Blanco National Bank	1,700,000	1,700,000	1,700,000	1,700,000	1,700,000	1,700,000	1,700,000	1,700,000	1,700,000	1,700,000	1,700,000	1,700,000
Certificate of Deposits ... held at face value	1,700,000	1,700,000	1,700,000	1,700,000	1,700,000	1,700,000	1,700,000	1,700,000	1,700,000	1,700,000	1,700,000	1,700,000
Amount of Investment	1,700,000	1,700,000	1,700,000	1,700,000	1,700,000	1,700,000	1,700,000	1,700,000	1,700,000	1,700,000	1,700,000	1,700,000
Average Interest Rate	4.0412	3.6518	3.5353	3.2294	3.1500	3.0147	2.8682	2.7864	2.7864	2.7455	2.6932	2.6409
Earned Interest	5,810.95	5,834.80	5,116.43	5,104.40	4,634.27	4,136.41	4,352.75	5,385.78	5,206.30	5,038.38	5,128.86	5,032.19
Security State Bank & Trust	900,000	900,000	900,000	900,000	900,000	900,000	900,000	900,000	900,000	900,000	900,000	900,000
Certificate of Deposits ... held at face value	900,000	900,000	900,000	900,000	900,000	900,000	900,000	900,000	900,000	900,000	900,000	900,000
Amount of Investment	900,000	900,000	900,000	900,000	900,000	900,000	900,000	900,000	900,000	900,000	900,000	900,000
Average Interest Rate	3.0300	3.0300	3.0300	3.0300	2.4300	2.4300	2.4300	2.2875	2.0500	2.0500	2.0500	2.0500
Earned Interest	1,984.94	2,305.90	2,231.52	2,305.90	2,297.68	1,860.84	2,051.10	2,051.10	2,051.10	2,051.10	2,051.10	2,051.10
Blanco National Bank	900,000	900,000	900,000	900,000	900,000	900,000	900,000	900,000	900,000	900,000	900,000	900,000
Certificate of Deposits ... held at face value	900,000	900,000	900,000	900,000	900,000	900,000	900,000	900,000	900,000	900,000	900,000	900,000
Amount of Investment	900,000	900,000	900,000	900,000	900,000	900,000	900,000	900,000	900,000	900,000	900,000	900,000
Average Interest Rate	3.0300	3.0300	3.0300	3.0300	2.4300	2.4300	2.4300	2.2875	2.0500	2.0500	2.0500	2.0500
Earned Interest	1,984.94	2,305.90	2,231.52	2,305.90	2,297.68	1,860.84	2,051.10	2,051.10	2,051.10	2,051.10	2,051.10	2,051.10

GILLESPIE COUNTY TEXAS

Investment Performance Summary
Certificate of Deposits

Financial Institution	FY2008												Year To Date	
	Oct	Nov	Dec	Jan	Feb	Mar	Apr	May	Jun	Jul	Aug	Sep		
Blanco National Bank													Blanco National Bank	
Certificate of Deposits ... held at face value													Certificate of Deposits ... held at face value	
Amount of Investment	1,600,000	1,600,000	1,600,000	1,600,000	1,600,000	1,700,000	1,700,000	1,700,000	1,700,000	1,700,000	1,700,000	1,700,000	1,700,000	1,658,333 Average Investment
Average Interest Rate	5.5531	5.4875	5.4656	5.2313	5.1219	4.9382	4.8206	4.5559	4.5559	4.4235	4.2912	4.1588	4.8836 Average Interest Rate	
Earned Interest	7,331.57	7,546.16	7,216.49	7,427.24	7,095.44	6,534.39	7,129.97	6,735.65	6,577.93	6,365.77	6,386.84	6,195.75	82,533.20 Earned Interest	
Security State Bank & Trust													Security State Bank & Trust	
Certificate of Deposits ... held at face value													Certificate of Deposits ... held at face value	
Amount of Investment	300,000	300,000	800,000	800,000	800,000	300,000	800,000	800,000	800,000	800,000	800,000	800,000	800,000	675,000 Average Investment
Average Interest Rate	5.4483	5.4483	5.0863	4.6288	3.4463	3.9283	3.6963	3.0375	3.0375	3.0375	3.0375	3.0375	3.0375	3.9058 Average Interest Rate
Earned Interest	1,343.43	1,388.20	1,343.43	3,288.46	3,050.05	2,293.02	1,000.92	2,201.52	2,051.10	1,984.94	2,051.10	2,051.10	24,047.27 Earned Interest	

Financial Institution	FY2007												Year To Date	
	Oct	Nov	Dec	Jan	Feb	Mar	Apr	May	Jun	Jul	Aug	Sep		
Blanco National Bank													Blanco National Bank	
Certificate of Deposits ... held at face value													Certificate of Deposits ... held at face value	
Amount of Investment	1,300,000	1,400,000	1,400,000	1,600,000	1,600,000	1,600,000	1,600,000	1,600,000	1,600,000	1,600,000	1,600,000	1,600,000	1,600,000	1,541,667 Average Investment
Average Interest Rate	5.1615	5.3143	5.3679	5.4563	5.5000	5.5313	5.5563	5.5655	5.5875	5.5875	5.5813	5.5750	5.5750	5.4820 Average Interest Rate
Earned Interest	5,404.13	5,698.91	6,115.12	6,382.63	7,352.09	6,813.15	7,516.46	7,308.91	7,592.89	7,348.01	7,592.89	7,584.39	7,584.39	82,707.58 Earned Interest
Security State Bank & Trust													Security State Bank & Trust	
Certificate of Deposits ... held at face value													Certificate of Deposits ... held at face value	
Amount of Investment	200,000	200,000	200,000	200,000	300,000	300,000	300,000	300,000	300,000	300,000	300,000	300,000	300,000	266,667 Average Investment
Average Interest Rate	5.0950	5.0950	5.0950	5.0950	5.4167	5.4167	5.4167	5.4483	5.4483	5.4483	5.4483	5.4483	5.4483	5.3226 Average Interest Rate
Earned Interest	837.54	865.46	837.54	865.46	865.46	1,246.58	1,380.15	1,335.62	1,388.20	1,343.43	1,388.20	1,388.20	1,388.20	13,741.84 Earned Interest

Financial Institution	FY2006												Year To Date	
	Oct	Nov	Dec	Jan	Feb	Mar	Apr	May	Jun	Jul	Aug	Sep		
Blanco National Bank													Blanco National Bank	
Certificate of Deposits ... held at face value													Certificate of Deposits ... held at face value	
Amount of Investment	1,200,000	1,200,000	1,200,000	1,200,000	1,200,000	1,200,000	1,300,000	1,300,000	1,300,000	1,300,000	1,300,000	1,300,000	1,300,000	1,250,000 Average Investment
Average Interest Rate	3.0933	3.2767	3.6058	4.0142	4.1808	4.3290	4.3885	4.6731	4.6731	4.8080	4.9385	5.0680	5.0680	4.2541 Average Interest Rate
Earned Interest	3,050.96	3,339.50	3,556.44	3,883.06	4,091.15	3,848.66	4,412.19	4,689.04	4,726.43	4,993.12	5,308.21	5,455.61	5,455.61	51,354.37 Earned Interest
Security State Bank & Trust													Security State Bank & Trust	
Certificate of Deposits ... held at face value													Certificate of Deposits ... held at face value	
Amount of Investment	100,000	100,000	100,000	100,000	100,000	100,000	100,000	200,000	200,000	200,000	200,000	200,000	200,000	141,667 Average Investment
Average Interest Rate	3.0000	3.0000	3.0000	3.0000	5.0000	5.0000	5.0000	5.0950	5.0950	5.0950	5.0950	5.0950	5.0950	4.3729 Average Interest Rate
Earned Interest	246.58	254.80	246.58	254.80	254.80	383.56	424.66	410.96	865.46	837.54	865.46	865.46	865.46	5,910.66 Earned Interest

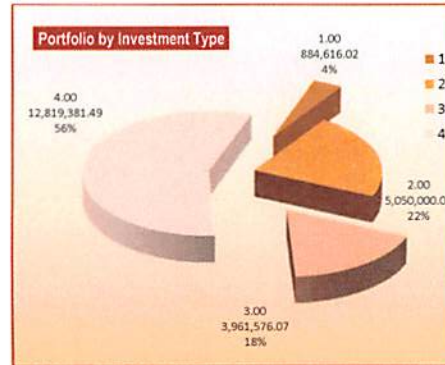
Financial Institution	FY2005												Year To Date	
	Oct	Nov	Dec	Jan	Feb	Mar	Apr	May	Jun	Jul	Aug	Sep		
Blanco National Bank													Blanco National Bank	
Certificate of Deposits ... held at face value													Certificate of Deposits ... held at face value	
Amount of Investment	1,200,000	1,200,000	1,200,000	1,200,000	1,200,000	1,200,000	1,200,000	1,200,000	1,200,000	1,200,000	1,200,000	1,200,000	1,200,000	1,200,000 Average Investment
Average Interest Rate	1.8470	1.8600	1.8808	1.8808	2.0558	2.1558	2.2742	2.2742	2.5408	2.6575	2.8017	2.9267	2.9267	2.2629 Average Interest Rate
Earned Interest	1,814.02	1,895.70	1,855.10	1,916.93	2,095.26	1,984.55	2,288.18	2,243.02	2,583.80	2,626.85	2,855.39	2,985.79	2,985.79	25,049.33 Earned Interest
Security State Bank & Trust													Security State Bank & Trust	
Certificate of Deposits ... held at face value													Certificate of Deposits ... held at face value	
Amount of Investment					100,000	100,000	100,000	100,000	100,000	100,000	100,000	100,000	100,000	100,000 Average Investment
Average Interest Rate					3.0000	3.0000	3.0000	3.0000	3.0000	3.0000	3.0000	3.0000	3.0000	3.0000 Average Interest Rate
Earned Interest					0.00	230.14	230.14	246.58	254.80	246.58	254.80	254.80	254.80	1,717.84 Earned Interest

GILLESPIE COUNTY, TEXAS

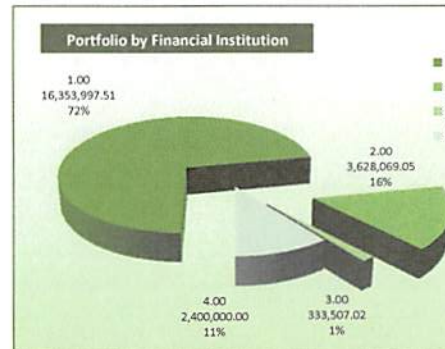
Portfolio Asset Summary By Investment Type

As of Marach 31, 2016
Of Funds Managed By County Treasurer Office

Financial Institution Account / Investment Type	Cash Balances As Of Marach 31, 2016	
Security State Bank & Trust		
County Depository		
Checking Accounts		
General ... multi-fund account	21.60	
COB 2001, GOB Series 2010 Interest & Sinking	60,073.49	
County Attorney Hot Check Fund	15,037.22	
Appellate Judicial	724.32	
Justice of Peace No 1	81,789.39	
Justice of Peace No 2	48,082.65	
County Clerk Operating	46,856.01	
District Clerk Operating	90,504.95	
GOB Series 2013 ... Jail Project	1.00	
GOB Series 2013 ... Interest & Sinking	541,525.39	884,616.02
Sweep Accounts		
General Sweep Account ... multi-fund account	12,775,662.03	
GOB Series 2013 Sweep Account ... Jail Project	43,719.46	12,819,381.49
Certificate of Deposit .. General Fund (10.)		
0.35% per annum, paid monthly .. maturity 02.11.2017	100,000.00	
0.35% per annum, paid monthly .. maturity 05.02.2016	100,000.00	
0.35% per annum, paid monthly .. maturity 02.28.2017	100,000.00	
0.35% per annum, paid monthly .. maturity 10.29.2016	100,000.00	
0.35% per annum, paid monthly .. maturity 03.04.2017	250,000.00	
0.35% per annum, paid monthly .. maturity 04.01.2016	500,000.00	
0.35% per annum, paid monthly .. maturity 07.01.2016	500,000.00	
0.35% per annum, paid monthly .. maturity 10.01.2016	500,000.00	
0.35% per annum, paid monthly .. maturity 01.01.2017	500,000.00	2,650,000.00
		16,353,997.51
TexPool		
Investment Service for Public Funds		
Investment Pool		
General ... multi-fund account	3,488,643.14	
Interest & Sinking	710.85	
District Clerk Holding In Trust	18,040.92	
County Clerk Holding In Trust	120,674.14	
GOB Series 2013 ... Jail Project	0.00	3,628,069.05
		3,628,069.05



1	884,616.02	Checking Accounts
2	5,050,000.00	Certificates of Deposit
3	3,961,576.07	Investment Pools
4	12,819,381.49	Sweep Accounts
22,715,573.58		Total



1	16,353,997.51	Security State Bank & Trust
2	3,628,069.05	TexPool
3	333,507.02	Texas Class
4	2,400,000.00	Blanco National Bank
22,715,573.58		Total

GILLESPIE COUNTY, TEXAS
Portfolio Asset Summary By Investment Type
As of March 31, 2016
Of Funds Managed By County Treasurer Office

Financial Institution Account / Investment Type	Cash Balances As Of March 31, 2016
Texas Class	
Investment Service for Public Funds	
Investment Pool	
GOB Series 2013 ... Jail Project	333,507.02
	333,507.02
	333,507.02
Blanco National Bank	
Certificate of Deposit .. General Fund (10.)	
0.45% per annum, paid monthly .. maturity 11.07.2016	100,000.00
0.45% per annum, paid monthly .. maturity 02.11.2017	100,000.00
0.45% per annum, paid monthly .. maturity 01.02.2017	100,000.00
0.45% per annum, paid monthly .. maturity 07.19.2016	100,000.00
0.45% per annum, paid monthly .. maturity 03.07.2017	100,000.00
0.45% per annum, paid monthly .. maturity 09.07.2016	100,000.00
0.45% per annum, paid monthly .. maturity 10.07.2016	100,000.00
0.45% per annum, paid monthly .. maturity 05.28.2016	100,000.00
0.45% per annum, paid monthly .. maturity 08.02.2016	100,000.00
0.45% per annum, paid monthly .. maturity 11.02.2016	100,000.00
0.45% per annum, paid monthly .. maturity 12.02.2016	100,000.00
0.45% per annum, paid monthly .. maturity 04.18.2016	100,000.00
0.45% per annum, paid monthly .. maturity 11.22.2016	100,000.00
0.45% per annum, paid monthly .. maturity 01.30.2017	100,000.00
0.45% per annum, paid monthly .. maturity 01.30.2017	100,000.00
0.45% per annum, paid monthly .. maturity 03.05.2017	100,000.00
0.45% per annum, paid monthly .. maturity 04.01.2016	100,000.00
0.45% per annum, paid monthly .. maturity 12.01.2016	100,000.00
0.45% per annum, paid monthly .. maturity 04.01.2016	100,000.00
0.45% per annum, paid monthly .. maturity 04.01.2016	100,000.00
0.45% per annum, paid monthly .. maturity 04.15.2016	100,000.00
0.45% per annum, paid monthly .. maturity 06.01.2016	100,000.00
0.45% per annum, paid monthly .. maturity 06.15.2016	100,000.00
	2,400,000.00
Total	22,715,573.58

GILLESPIE COUNTY, TEXAS

Portfolio Asset Summary vs. Security Holdings
 As of March 31, 2016

For Funds Held by the County Treasurer and All Fee Offices

Financial Institution Account / Investment Type	Cash Balances as of March 31, 2016		Financial Institution Pledge / Security Holdings
Security State Bank & Trust County Depository	Account Balances		Pledge / Security Holdings
County Treasurer Managed Accounts			
Checking Accounts			
General Checking ... multi-fund account	21.60		
COB Series 2001, GORefunding 2010 Interest & Sinking	60,073.49		
County Attorney Hot Check Fund	15,037.22		
Appellate Judicial	724.32		
Justice of Peace No 1	81,789.39		
Justice of Peace No 2	48,082.65		
County Clerk Operating	46,856.01		
District Clerk Operating	90,504.95		
GOB Series 2013 ... Jail Project	1.00		
GOB Series 2013 ... Interest & Sinking	541,525.39	884,616.02	
Sweep Account			
General Sweep Account ... multi-fund account	12,775,662.03		
GOB Series 2013 Sweep Account ... Jail Project	43,719.46	12,819,381.49	
County Treasurer Managed Investments			
Certificates of Deposit .. General Fund (10.)			
0.35% per annum, paid monthly .. maturity 02.11.2017	100,000.00		
0.35% per annum, paid monthly .. maturity 05.02.2016	100,000.00		
0.35% per annum, paid monthly .. maturity 02.28.2017	100,000.00		
0.35% per annum, paid monthly .. maturity 10.29.2016	100,000.00		
0.35% per annum, paid monthly .. maturity 03.04.2017	250,000.00		
0.35% per annum, paid monthly .. maturity 04.01.2016	500,000.00		
0.35% per annum, paid monthly .. maturity 07.01.2016	500,000.00		
0.35% per annum, paid monthly .. maturity 10.01.2016	500,000.00		
0.35% per annum, paid monthly .. maturity 01.01.2017	500,000.00	2,650,000.00	

GILLESPIE COUNTY, TEXAS

Portfolio Asset Summary vs. Security Holdings
As of March 31, 2016

For Funds Held by the County Treasurer and All Fee Offices

Financial Institution Account / Investment Type	Cash Balances as of March 31, 2016	Financial Institution Pledge / Security Holdings
Security State Bank & Trust County Depository	Account Balances	Pledge / Security Holdings
Tax Assessor-Collector Managed Accounts		
Checking Accounts		
TA-C Operating Account	35,914.72	
TXP&WL	6,540.21	
MVD	130,958.01	
MVD Sales Tax	103,282.98	
City of Fredericksburg Ad Valorem	88.95	
MVD Title	2,635.42	
Road & Bridge Fee	15,568.87	
Fredericksburg ISD Ad Valorem	7,590.13	
Escrow (Ad Valorem Property)	33.84	
VIT (Vehicle Inventory Tax) Escrow	1,570.57	
Harper ISD Ad Valorem	15.73	
Gillespie County WCID Ad Valorem	0.05	
Doss CCSD Ad Valorem	0.00	
Stonewall WCID Ad Valorem	0.00	
Hill Country Underground WCD Ad Valorem	0.00	
Gillespie County Ad Valorem	104.93	304,304.41
County Clerk Managed Account		
Checking Account		
County Clerk Escrow	27,947.48	27,947.48
Sheriff Managed Account		
Checking Account		
Sheriff Bail Bond Account	62,150.00	
Sheriff Inmate	16,288.03	
Sheriff Commissary	4,484.15	4,484.15
District Clerk Managed Account		
Checking Account		
District Clerk Trust	47,234.56	47,234.56
	16,737,968.11	19,413,056.56
		17,999,015.41
		18,455,380.72
		18,913,056.56
		250,000.00
		250,000.00
		SSB&T Pledged Securities, par value / current face
		SSB&T Pledged Securities, book value
		SSB&T Pledged Securities, fair market value
		FDIC Coverage / Demand Deposits @ SSB&T
		FDIC Coverage / Time Deposits @ SSB&T

GILLESPIE COUNTY, TEXAS

Portfolio Asset Summary vs. Security Holdings
As of March 31, 2016

For Funds Held by the County Treasurer and All Fee Offices

Financial Institution Account / Investment Type	Cash Balances as of March 31, 2016	Financial Institution Pledge / Security Holdings
TexPool		
Investment Service for Public Funds		
County Treasurer Managed Investments		
Investment Pool Accounts		
General ... multi-fund account	3,488,643.14	
Interest & Sinking - COB Series 2001/GOB Series 2010	710.85	
District Clerk Holding	18,040.92	
County Clerk Holding	120,674.14	
GOB Series 2013 ... Jail Project	0.00	
	3,628,069.05	3,628,069.05
Net Asset Value ... TexPool seeks to maintain a net asset value of \$1.00 (+/- 0.005 allowable) and is designed to be used for investments of funds which may be needed at any time March 31, 2016, net asset value 1.000007		

Financial Institution Account / Investment Type	Cash Balances as of March 31, 2016	Financial Institution Pledge / Security Holdings
Texas Class		
Investment Service for Public Funds		
County Treasurer Managed Investments		
Investment Pool Account		
GOB Series 2013 ... Jail Project	333,507.02	333,507.02
	333,507.02	333,507.02
Net Asset Value ... Texas Class seeks to maintain a net asset value of \$1.00 (+/- 0.005 allowable) and is designed to be used for investments of funds which may be needed at any time March 31, 2016, net asset value 1.00		

GILLESPIE COUNTY, TEXAS

Portfolio Asset Summary vs. Security Holdings
As of March 31, 2016

For Funds Held by the County Treasurer and All Fee Offices

Financial Institution Account / Investment Type	Cash Balances as of March 31, 2016	Financial Institution Pledge / Security Holdings
Blanco National Bank	Account Balances	Pledge / Security Holdings
County Treasurer Managed Investments		
Certificates of Deposit .. General Fund (10)		
0.45% per annum, paid monthly .. maturity 11.07.2016	100,000.00	
0.45% per annum, paid monthly .. maturity 02.11.2017	100,000.00	
0.45% per annum, paid monthly .. maturity 01.02.2017	100,000.00	
0.45% per annum, paid monthly .. maturity 07.19.2016	100,000.00	
0.45% per annum, paid monthly .. maturity 03.07.2017	100,000.00	
0.45% per annum, paid monthly .. maturity 09.07.2016	100,000.00	
0.45% per annum, paid monthly .. maturity 10.07.2016	100,000.00	
0.45% per annum, paid monthly .. maturity 05.28.2016	100,000.00	
0.45% per annum, paid monthly .. maturity 05.28.2016	100,000.00	
0.45% per annum, paid monthly .. maturity 08.02.2016	100,000.00	
0.45% per annum, paid monthly .. maturity 11.02.2016	100,000.00	
0.45% per annum, paid monthly .. maturity 12.02.2016	100,000.00	
0.45% per annum, paid monthly .. maturity 04.18.2016	100,000.00	
0.45% per annum, paid monthly .. maturity 11.22.2016	100,000.00	
0.45% per annum, paid monthly .. maturity 01.30.2017	100,000.00	
0.45% per annum, paid monthly .. maturity 01.30.2017	100,000.00	
0.45% per annum, paid monthly .. maturity 03.05.2017	100,000.00	
0.45% per annum, paid monthly .. maturity 04.01.2016	100,000.00	
0.45% per annum, paid monthly .. maturity 12.01.2016	100,000.00	
0.45% per annum, paid monthly .. maturity 04.01.2016	100,000.00	
0.45% per annum, paid monthly .. maturity 04.15.2016	100,000.00	
0.45% per annum, paid monthly .. maturity 06.01.2016	100,000.00	
0.45% per annum, paid monthly .. maturity 06.15.2016	100,000.00	
	2,400,000.00	2,400,000.00
	2,400,000.00	3,458,556.10
		2,937,755.86 BNB Pledged Securities, par value
		3,129,054.94 BNB Pledged Securities, book value
		3,208,556.10 BNB Pledged Securities, fair market value
		250,000.00 FDIC Coverage @ BNB

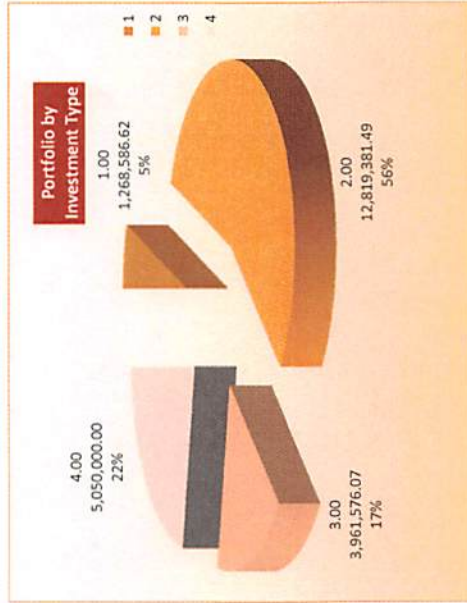
GILLESPIE COUNTY, TEXAS

Portfolio Asset Summary vs. Security Holdings
As of March 31, 2016

For Funds Held by the County Treasurer and All Fee Offices

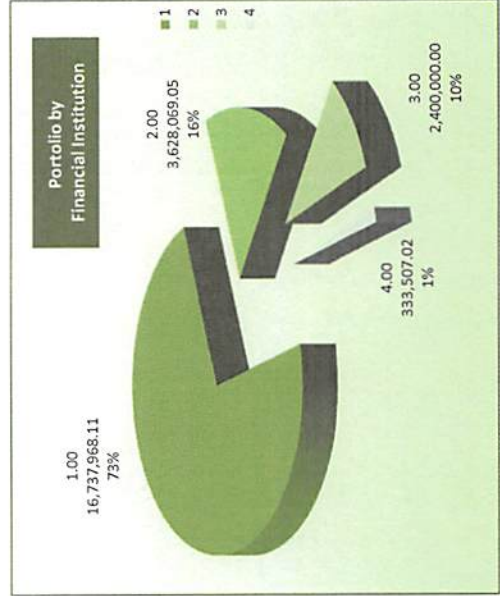
Financial Institution Account / Investment Type	Cash Balances as of March 31, 2016	Financial Institution Pledge / Security Holdings
--	---------------------------------------	---

Total Assets	As Of March 31, 2016	As Of March 31, 2016
	23,099,544.18	26,833,188.73
		Total Securities



Portfolio by Investment Type
As of March 31, 2016

1	1,268,586.62	Checking Accounts
2	12,819,381.49	Sweep Accounts
3	3,961,576.07	Investment Pools
4	5,050,000.00	Certificates of Deposit
	23,099,544.18	Total



Portfolio by Financial Institution
As of March 31, 2016

1	16,737,968.11	Security State Bank & Trust
2	3,628,069.05	TexPool
3	2,400,000.00	Blanco National Bank
4	333,507.02	Texas Class
	23,099,544.18	Total

GILLESPIE COUNTY, TEXAS
Portfolio Asset Summary vs. Security Holdings
As of March 31, 2016
For Funds Held by the County Treasurer and All Fee Offices

Financial Institution Account / Investment Type	Cash Balances as of March 31, 2016	Financial Institution Pledge / Security Holdings
--	---------------------------------------	---

<p>Deposit and Investment Risk Disclosure</p> <p>General Statement ... The County continues to take a conservative approach to investment of county funds. Investment strategies are built on cash flow versus fund name. County funds are predominantly invested in TexPool ... an investment service for public funds ... and certificate of deposits. Depository interest-bearing checking accounts are used more as clearing accounts than a type of investment.</p> <p>The General Checking Account (multi-fund account) ... interest-bearing, with a one dollar (\$1.00) threshold ... is attached to a sweep account with a \$25,000.00 required minimum balance. This holds the same for the GOB Series 2013 Account ... it is interest-bearing, with a one dollar (\$1.00) threshold ... and is attached to a sweep account with a \$25,000.00 required minimum balance.</p> <p>Custodial Risk ... All deposits/investments with any banking institution are collateralized over 100%, all collateral (exclusive FDIC coverage) is placed with a third party that is not a depository of the County, and collateral is pledged to Gillespie County.</p> <p>Interest Rate Risk ... The County does not have a formal investment policy that limits investment maturities as a means of managing its exposure to fair value losses arising from changing interest rates.</p> <p>At March 31, 2016, the County had no investments other than those in an investment pool that would be effected.</p> <p>Certificates of Deposit are normally held at one year maturities and maturity dates are staggered.</p> <p>Occasionally CD's are originally invested for periods of less or over a year to optimize a staggered portfolio.</p> <p>CD's are held at face values with interests paid to the County monthly.</p> <p>Credit Risk... At March 31, 2016, the County has no investments in commercial paper, corporate bonds, mutual funds.</p> <p>At March 31, 2016, TexPool was rated AAA-m by Standard & Poor's.</p> <p>At March 31, 2016, Texas Class was rated AAA-m by Standard & Poor's.</p> <p>Concentration of Credit Risk ... The County does not place any limit on the amount the County may invest with any type of investment or issuer. However, considering the current economy the County has kept lower concentrations in any one issuer.</p> <p>At March 31, 2016, the County had its assets/investments invested by investment type</p> <table style="margin-left: 20px;"> <tr><td>17.1500</td><td>% in investment pools</td></tr> <tr><td>21.8619</td><td>% in certificate of deposit(s)</td></tr> <tr><td>5.4918</td><td>% in checking, money market, passbook accounts</td></tr> <tr><td>55.4963</td><td>% in sweep accounts</td></tr> </table> <p>At March 31, 2016, the County had its assets/investments invested by issuer</p> <table style="margin-left: 20px;"> <tr><td>15.7062</td><td>% in TexPool</td></tr> <tr><td>72.4602</td><td>% in Security State Bank & Trust</td></tr> <tr><td>10.3898</td><td>% in Blanco National Bank</td></tr> <tr><td>1.4438</td><td>% in Texas Class</td></tr> </table>	17.1500	% in investment pools	21.8619	% in certificate of deposit(s)	5.4918	% in checking, money market, passbook accounts	55.4963	% in sweep accounts	15.7062	% in TexPool	72.4602	% in Security State Bank & Trust	10.3898	% in Blanco National Bank	1.4438	% in Texas Class	
17.1500	% in investment pools																
21.8619	% in certificate of deposit(s)																
5.4918	% in checking, money market, passbook accounts																
55.4963	% in sweep accounts																
15.7062	% in TexPool																
72.4602	% in Security State Bank & Trust																
10.3898	% in Blanco National Bank																
1.4438	% in Texas Class																

**FY2015-2016
Gillespie County, Texas
County Treasurer Monthly Financial Statement
All Funds Managed by County Treasurer**



For Period Ended March 31, 2016

**Laura Lundquist, CCT, CIO
Gillespie County Treasurer**

Maintenance & Operating, COB/GOB, Special Revenue, Special Revenue..Grants, Trust and Agency							
Month	02.29.2016				FY2016	FY2015	03.31.2016
To Date	Cash Balance	Receipts	Disbursements	Allocations	Adjustments	Adjustments	Cash Balance
M&O	18,917,992.86	854,602.19	1,608,595.53				18,163,999.52
COB ... GOB Operating	379,680.99	172.12	4,808.43				375,044.68
COB ... GOB I&S	578,814.76	23,494.97					602,309.73
Special Revenue	2,320,207.81	31,632.23	13,492.36				2,338,347.68
Special Revenue ... Grants	484.97						484.97
Trust and Agency	630,935.80	167,302.40	145,402.56				652,835.64
Totals	22,828,117.19	1,077,203.91	1,772,298.88	0.00	0.00	0.00	22,133,022.22
County Funds							

Year	09.30.2015				FY2016	FY2015	03.31.2016
To Date	Cash Balance	Receipts	Disbursements	Allocations	Adjustments	Adjustments	Cash Balance
M&O	11,841,794.67	14,014,914.99	7,692,710.14				18,163,999.52
COB ... GOB Operating	491,873.19	714.81	117,543.32				375,044.68
COB ... GOB I&S	198,485.01	1,351,557.22	947,732.50				602,309.73
Special Revenue	2,164,430.67	442,934.91	269,017.90				2,338,347.68
Special Revenue ... Grants	484.97						484.97
Trust and Agency	639,676.77	815,522.14	802,363.27				652,835.64
Totals	15,336,745.28	16,625,644.07	9,829,367.13	0.00	0.00	0.00	22,133,022.22
County Funds							

Clerks of the Courts Trust Funds							
Month	02.29.2016				FY2016	FY2015	03.31.2016
To Date	Cash Balance	Receipts	Disbursements	Allocations	Adjustments	Adjustments	Cash Balance
District Clerk Trust	18,035.90	5.02					18,040.92
County Clerk Trust	120,640.59	33.55					120,674.14
Totals	138,676.49	46.59	0.00	0.00	0.00	0.00	138,715.06
Clerk Trusts							

Year	09.30.2015				FY2016	FY2015	03.31.2016
To Date	Cash Balance	Receipts	Disbursements	Allocations	Adjustments	Adjustments	Cash Balance
District Clerk Trust	18,021.48	19.44					18,040.92
County Clerk Trust	120,544.41	129.73					120,674.14
Totals	138,565.89	149.17	0.00	0.00	0.00	0.00	138,715.06
Clerk Trusts							

Respectfully submitted,

Laura Lundquist, CCT, CIO
Gillespie County Treasurer

The State of Texas, County of Gillespie

Before me, the undersigned authority, this day personally appeared Laura Lundquist, County Treasurer, to me well known, who, being duly sworn, disposes and says that the above and foregoing report is true and correct.

Witness my hand and seal of this office, this _____ day of _____, _____ A.D.

Mary Lynn Rusche, County Clerk
County of Gillespie, State of Texas

Compared, examined, and accepted in open Commissioners Court this _____ day of _____, _____ A.D.

Mark Stroehrer, County Judge

Curtis Cameron, Commissioner Pct No 1

William A. Roeder, Commissioner Pct No 2

Calvin Ransleben, Commissioner Pct No 3

Donald W. Schuch, Commissioner Pct No 4