



**FY2015-2016**

**GILLESPIE COUNTY, TEXAS**

**COUNTY TREASURER MONTHLY FINANCIAL REPORT**

For The Period Ended

February 29, 2016

**Unaudited**

LAURA LUNDQUIST, CCT, CIO

GILLESPIE COUNTY TREASURER

- 1 Cash/Investment Balances All Funds  
For Period Ended February 29, 2016
- 2 Statement of Receipts, Disbursements, Electronic Funds Transfers, Payroll,  
Interfund Allocations, Adjustments, and Investments All Funds  
Month to Date by Fund
- 3 Statement of Receipts, Disbursements, Electronic Funds Transfers, Payroll,  
Interfund Allocations, Adjustments, and Investments All Funds  
Fiscal Year to Date by Fund
- 4 Statement of Maintenance & Operating Funds  
FY2005 through February 29, 2016  
General Fund  
Road & Bridge Funds ... County Wide, Precinct No 1, Precinct No 2, Precinct No 3, Precinct No 4
- 5 Fund Cash/Investment Balance Comparison by Fiscal Year by Fund  
Active and Inactive Funds  
FY2004 through February 29, 2016
- 6 Overall Cash/Investment Balance Comparison by Month  
FY1985 through February 29, 2016
- 7 County Sales Tax ... Effective January 01, 1988  
Allocation Summary of Sales Tax Receipts  
1988 through February 29, 2016  
  
Statement of Repayment of Erroneous Receipt of Sales Tax  
1997 through February 29, 2016 ... 20 Year Payout; Final Payment FY2016
- 8 Hotel Occupancy Tax (HOT) ... Effective January 01, 2007  
Summary of HOT Receipts and Expenditures  
For the Period of January 01, 2007 through February 29, 2016
9. Certificates of Obligation Bonds ... Interest & Sinking  
Statement of Bond Redemptions & Interest Payment Schedule  
GO Refunding Bonds, Series 2010  
Refunding of COB Series 2001, Post Office & Clinic Building Properties



10. General Obligation Bonds ... Interest & Sinking  
Statement of Bond Redemptions & Interest Payment Schedule  
GOB Series 2013, Jail Construction Project
11. Lease / Purchase Finance Capital Equipment  
Statement of Principal & Interest Payment Schedule  
Road & Bridge Departments – Contract No 6451, December2013
  - o Countywide
  - o Precinct No 1
  - o Precinct No 2
  - o Precinct No 3
  - o Precinct No 4
12. Public Property Finance ... Law Enforcement Radio System Upgrade  
Statement of Principal & Interest Payment Schedule  
Sheriff Office --- Contract No 6774, October2014
13. District Clerk Trust Funds ... Statement of Holding in Trust Funds As Managed by County Treasurer  
As of February 29, 2016
14. County Clerk Trust Funds ... Statement of Holding in Trust Funds As Managed by County Treasurer  
As of February 29, 2016
15. Investment Performance Summary ... Certificate(s) of Deposit  
As of February 29, 2016
16. County Treasurer Portfolio Asset Summary by Investment Type  
As of February 29, 2016
17. County Portfolio Asset Summary vs Security Holdings  
As of February 29, 2016
18. Detailed Listing of Receipts to All Funds  
For February.2016
19. Detailed Listing of Disbursements from All Funds  
For February.2016
20. Detailed Listing of Electronic Funds Transfers from All Funds  
For February.2016
21. Detailed Listing of Interfund Allocations to/from All Funds  
For February.2016
22. Detailed Listing of Payroll Distribution All Funds  
For February.2016
23. Financial Summary Recap Affidavit  
As of February 29, 2016

## GILLESPIE COUNTY, TEXAS

### Cash and Investment Balances All Funds Managed by County Treasurer

For Period Ended February 29, 2016

#### FUNDS LISTING BY CATEGORY

#### GENERAL and ROAD & BRIDGE FUNDS

##### Maintenance & Operating Funds

|                               |                   |
|-------------------------------|-------------------|
| General Fund                  | 16,396,577.07     |
| Road & Bridge Funds ...       |                   |
| County Wide                   | 1,642,003.11      |
| Precinct No 1                 | 126,644.94        |
| Precinct No 2                 | 295,414.99        |
| Precinct No 3                 | 223,955.80        |
| Precinct No 4                 | <u>233,396.95</u> |
| Sub-total Road & Bridge Funds | 2,521,415.79      |

#### CASH and INVESTMENTS

18,917,992.86

#### SPECIAL REVENUE FUNDS

|                                    |               |
|------------------------------------|---------------|
| Law Library                        | 5,743.12      |
| Lateral Road ...                   |               |
| Precinct No 1                      | 13,291.39     |
| Precinct No 2                      | 6,658.22      |
| Precinct No 3                      | 6,658.22      |
| Precinct No 4                      | 6,658.22      |
| Sub-total Lateral Road Funds       | 33,266.05     |
| Probate                            | 30,511.06     |
| Court Reporter Service             | 1,787.44      |
| County Records Management          | 94,412.68     |
| County Clerk Records Management    | 119,713.79    |
| Sheriff Forfeiture                 | 51,472.35     |
| Sheriff Abandoned Vehicle          | 1,202.73      |
| Sheriff Equitable Sharing          | 1,203.19      |
| Justice Court Bldg Security        | 30,335.17     |
| Courthouse Security                | 1,102.74      |
| District Clerk Records Management  | 7,663.97      |
| County & District Court Technology | 17,926.46     |
| Occupancy Tax                      | 607,074.15    |
| Pretrial Intervention              | 124,525.71    |
| Justice Court Technology           | 115,476.97    |
| Airport Operating                  | 1,054,590.94  |
| LEOSE Training--Sheriff            | 8,069.91      |
| LEOSE Training--Constable No 1     | 8,038.15      |
| LEOSE Training--Constable No 2     | 5,984.48      |
| Tax Assessor - M V I               | <u>106.75</u> |

2,320,207.81

#### SPECIAL REVENUE FUNDS ... GRANTS

|  |              |
|--|--------------|
| Grants ... General, Energy Efficiency                              | 0.00         |
| Grants ... Law Enforcement, Emergency Services P25 Compliant Radio | 0.00         |
| PML Loan Star Library  | 258.39       |
| PML PAC-Pug  | 211.40       |
| Airport Capital Project Grant                                      | <u>15.18</u> |

484.97

## GILLESPIE COUNTY, TEXAS

### Cash and Investment Balances All Funds Managed by County Treasurer

For Period Ended February 29, 2016

| FUNDS LISTING BY CATEGORY <small>(continued)</small>                         |                   |                   |                      |
|--|-------------------|-------------------|----------------------|
| <b>CERTIFICATES OF OBLIGATION BONDS<br/>and<br/>GENERAL OBLIGATION BONDS</b> |                   |                   |                      |
| ...  |                   |                   |                      |
| <b>Operating Accounts</b>  |                   |                   |                      |
| GOB Series 2013 ... Jail Project   | <u>379,680.99</u> | <u>379,680.99</u> |                      |
| <b>CERTIFICATES OF OBLIGATION BONDS<br/>and<br/>GENERAL OBLIGATION BONDS</b> |                   |                   |                      |
| ...  |                   |                   |                      |
| <b>Interest &amp; Sinking Accounts</b>                                       |                   |                   |                      |
| COB Series 2001/GOB Refunding Series 2010 ... Interest & Sinking             | 57,258.24         |                   |                      |
| GOB Series 2013 ... Interest & Sinking                                       | <u>521,556.52</u> | <u>578,814.76</u> |                      |
| <b>TRUST and AGENCY FUNDS</b>  |                   |                   |                      |
| Criminal Justice   | 13,290.83         |                   |                      |
| Waste Water (State Fee)  | 520.00            |                   |                      |
| County Attorney Hot Check  | 11,314.60         |                   |                      |
| McDermott (PML)  | 138,851.55        |                   |                      |
| Breiten (PML)  | 206,770.24        |                   |                      |
| Justice Of The Peace No. 1   | 69,403.97         |                   |                      |
| Justice Of The Peace No. 2   | 22,157.92         |                   |                      |
| Appellate Judicial System  | 548.28            |                   |                      |
| Alternative Dispute Resolution   | 1,011.41          |                   |                      |
| Unclaimed Monies   | 54,211.45         |                   |                      |
| County Clerk Operating   | 45,539.04         |                   |                      |
| District Clerk Operating   | 67,316.51         |                   |                      |
| Light Up The Block   | <u>0.00</u>       | <u>630,935.80</u> | <u>22,828,117.19</u> |
| <b>FUNDS PENDING RELEASE</b>   |                   |                   |                      |
| Check(s) pending release   | 0.00              |                   |                      |
| EFT(s) pending release   | <u>0.00</u>       | <u>0.00</u>       | <u>0.00</u>          |
| <b>CHANGE FUNDS</b>  |                   |                   |                      |
| General Fund (F.10) ... cash provider to various offices                     | 3,000.00          |                   |                      |
| Sheriff Seizure Fund (F.30)  | 1,950.00          |                   |                      |
| County Attorney Hot Check Fund (F.80)  | <u>50.00</u>      | <u>5,000.00</u>   | <u>5,000.00</u>      |

## GILLESPIE COUNTY, TEXAS

### Cash and Investment Balances All Funds Managed by County Treasurer

For Period Ended February 29, 2016

| FUNDS LISTING BY CATEGORY <small>(continued)</small>   |             |                 |                 |                             |
|--|-------------|-----------------|-----------------|-----------------------------|
| <b>UNALLOCATED MONIES</b>  |             |                 |                 |                             |
| <b>Checking Accounts</b>   |             |                 |                 |                             |
| Justice of Peace No 2 Checking...unaccountable funds from 02.28.1999 ... date check book was turned over to County Treasurer | (98.56)     |                 |                 |                             |
| Justice of Peace No 2 Checking...credit card payment pending   | 324.00      |                 |                 |                             |
| Justice of Peace No 2 Checking...credit card payment released 03.2016  | 3,612.00    |                 |                 |                             |
| Justice of Peace No 2 Checking...credit card reversal pending  | 110.00      |                 |                 |                             |
| Justice of Peace No 2 Checking...credit card payment transfer from JP#1 pending  | 180.00      |                 |                 |                             |
| Justice of Peace No 1 Checking...credit card payment pending, reversed 03.2016   | 167.00      |                 |                 |                             |
| Justice of Peace No 1 Checking...credit card payment released 03.2016  | 3,143.00    |                 |                 |                             |
| Justice of Peace No 1 Checking...correction Rec.81173  | (100.00)    |                 |                 |                             |
| General Checking...  | 0.00        |                 |                 |                             |
| District Clerk Checking... correction Rec.81186  | 263.00      |                 |                 |                             |
| County Attorney Hot Check Checking...  | 0.00        |                 |                 |                             |
| COB 2001/REF 2010 Checking... TexPool interest correction  | 0.29        |                 |                 |                             |
| GOB 2013 Project Checking... TexPool interest correction 02.19.2016  | (0.29)      |                 |                 |                             |
| Appellate Checking...  | 0.00        |                 |                 |                             |
| County Clerk Checking... correction Rec.81186  | (263.00)    | <u>7,337.44</u> |                 |                             |
| <b>Investment Pools ... Investment Service For Public Funds</b>  |             |                 |                 |                             |
| TexPool ... General  | 0.00        |                 |                 |                             |
| TexPool ... COB Series 2001/GOB Series 2010 Interest & Sinking   | 0.00        |                 |                 |                             |
| TexPool ... GOB Series 2013 Jail Project   | 0.00        |                 |                 |                             |
| Texas Class ... GOB Series 2013 Jail Project   | <u>0.00</u> | <u>0.00</u>     |                 |                             |
| <b>Other Unallocated Funds</b>   |             |                 |                 |                             |
| none reported  | <u>0.00</u> | <u>0.00</u>     | <u>7,337.44</u> | <b><u>22,840,454.63</u></b> |

## GILLESPIE COUNTY, TEXAS

### Cash and Investment Balances All Funds Managed by County Treasurer

For Period Ended February 29, 2016

#### CHECKING and INVESTMENT ACCOUNTS

##### CHECKING ACCOUNTS

|  |                      |                      |
|--|----------------------|----------------------|
| GENERAL OPERATING ... Interest Bearing Checking                      | (197.60)             |                      |
| Cash On Hand   | 0.00                 |                      |
| Deposit In Process   | 5,577.63             |                      |
| Deposit In Process   | 596.00               |                      |
| Deposit In Process   | 51.00                |                      |
| Online Transfer  | 0.00                 |                      |
| Online Transfer  | 0.00                 |                      |
| Outstanding Financial Checks   | (107,596.29)         |                      |
| Outstanding Payroll Checks   | (12,276.16)          |                      |
| Check(s) pending release   | <u>0.00</u>          | <u>(113,845.42)</u>  |
| <br>   |                      |                      |
| GENERAL OPERATING ... Interest Bearing Sweep Account                 |                      |                      |
| Sweep of General Operating Checking                                  | <u>13,229,512.87</u> | <u>13,229,512.87</u> |
| <br>   |                      |                      |
| COB Series 2001 / GORefuding Series 2010 INTEREST & SINKING Checking | 56,547.99            |                      |
| Cash On Hand   | 0.00                 |                      |
| Online Transfer  | 0.00                 |                      |
| Online Transfer  | 0.00                 |                      |
| Outstanding Checks   | <u>0.00</u>          | <u>56,547.99</u>     |
| <br>   |                      |                      |
| COUNTY ATTORNEY HOT CHECK ... Interest Bearing Checking              | 16,411.00            |                      |
| Cash On Hand   | 0.00                 |                      |
| Deposit In Process   | 180.00               |                      |
| Online Transfer  | 0.00                 |                      |
| Outstanding Checks   | <u>(5,276.40)</u>    | <u>11,314.60</u>     |
| <br>   |                      |                      |
| APPELLATE JUDICIAL ... Interest Bearing Checking                     | 548.28               |                      |
| Cash On Hand   | 0.00                 |                      |
| Deposit In Process   | 0.00                 |                      |
| Online Transfer  | 0.00                 |                      |
| Outstanding Checks   | <u>0.00</u>          | <u>548.28</u>        |
| <br>   |                      |                      |
| JUSTICE OF THE PEACE No 1 ... Interest Bearing Checking              | 73,585.87            |                      |
| Cash On Hand   | 0.00                 |                      |
| Deposit In Process   | 523.00               |                      |
| Online Transfer  | 0.00                 |                      |
| Outstanding Checks   | <u>(1,494.90)</u>    | <u>72,613.97</u>     |
| <br>   |                      |                      |
| JUSTICE OF THE PEACE No 2 ... Interest Bearing Checking              | 28,091.01            |                      |
| Cash On Hand   | 0.00                 |                      |
| Deposit In Process   | 0.00                 |                      |
| Online Transfer  | 0.00                 |                      |
| Outstanding Checks   | <u>(1,805.65)</u>    | <u>26,285.36</u>     |

## GILLESPIE COUNTY, TEXAS

### Cash and Investment Balances All Funds Managed by County Treasurer

For Period Ended February 29, 2016

| CHECKING and INVESTMENT ACCOUNTS (continued)                       |                  |                   |                      |
|--|------------------|-------------------|----------------------|
| <b>CHECKING ACCOUNTS ... Continued</b>                             |                  |                   |                      |
| COUNTY CLERK ... Interest Bearing Checking                         | 43,366.44        |                   |                      |
| Cash On Hand   | 0.00             |                   |                      |
| Deposit In Process   | 1,811.00         |                   |                      |
| Deposit In Process   | 315.03           |                   |                      |
| Deposit In Process   | 0.00             |                   |                      |
| Outstanding Checks ...checks outstanding prior to 10.01.2009       | (108.50)         |                   |                      |
| Outstanding Checks ...outstanding checks post 09.30.2009           | (107.93)         | <u>45,276.04</u>  |                      |
|  |                  |                   |                      |
| DISTRICT CLERK ... Interest Bearing Checking                       | 80,361.04        |                   |                      |
| Cash On Hand   | 0.00             |                   |                      |
| Deposit In Process   | 936.50           |                   |                      |
| Outstanding Checks ...checks outstanding prior to 10.01.2009       | (4,361.86)       |                   |                      |
| Outstanding Checks ...outstanding checks post 09.30.2009           | (9,356.17)       | <u>67,579.51</u>  |                      |
|  |                  |                   |                      |
| GOB SERIES 2013 - Jail Project ... Interest Bearing Checking       | 1.00             |                   |                      |
| Cash On Hand   | 0.00             |                   |                      |
| Online Transfer  | 0.00             |                   |                      |
| Deposit In Process   | 0.00             |                   |                      |
| Outstanding Checks   | <u>0.00</u>      | <u>1.00</u>       |                      |
|  |                  |                   |                      |
| GOB SERIES 2013 - Jail Project ... Interest Bearing Sweep Account  |                  |                   |                      |
| Sweep of GOB 2013 Jail Project Checking                            | <u>46,325.70</u> | <u>46,325.70</u>  |                      |
|  |                  |                   |                      |
| GOB SERIES 2013 - Interest & Sinking ... Interest Bearing Checking | 521,556.52       |                   |                      |
| Cash On Hand   | 0.00             |                   |                      |
| Online Transfer  | 0.00             |                   |                      |
| Online Transfer  | 0.00             |                   |                      |
| Online Transfer  | 0.00             |                   |                      |
| Outstanding Checks   | <u>0.00</u>      | <u>521,556.52</u> | <u>13,963,716.42</u> |

## GILLESPIE COUNTY, TEXAS

### Cash and Investment Balances All Funds Managed by County Treasurer

For Period Ended February 29, 2016

#### CHECKING and INVESTMENT ACCOUNTS (continued)

##### TIME CERTIFICATE OF DEPOSIT(S)

All General Fund (10.) Investments

##### Blanco National Bank

|  |                   |                     |
|--|-------------------|---------------------|
| BNB CD .. 0.45% per annum, paid monthly .. 11.07.2016 maturity | 100,000.00        |                     |
| BNB CD .. 0.45% per annum, paid monthly .. 02.11.2017 maturity | 100,000.00        |                     |
| BNB CD .. 0.45% per annum, paid monthly .. 01.02.2017 maturity | 100,000.00        |                     |
| BNB CD .. 0.45% per annum, paid monthly .. 07.19.2016 maturity | 100,000.00        |                     |
| BNB CD .. 0.45% per annum, paid monthly .. 03.07.2016 maturity | 100,000.00        |                     |
| BNB CD .. 0.45% per annum, paid monthly .. 09.07.2016 maturity | 100,000.00        |                     |
| BNB CD .. 0.45% per annum, paid monthly .. 10.07.2016 maturity | 100,000.00        |                     |
| BNB CD .. 0.45% per annum, paid monthly .. 05.28.2016 maturity | 100,000.00        |                     |
| BNB CD .. 0.45% per annum, paid monthly .. 05.28.2016 maturity | 100,000.00        |                     |
| BNB CD .. 0.45% per annum, paid monthly .. 08.02.2016 maturity | 100,000.00        |                     |
| BNB CD .. 0.45% per annum, paid monthly .. 11.02.2016 maturity | 100,000.00        |                     |
| BNB CD .. 0.45% per annum, paid monthly .. 12.02.2016 maturity | 100,000.00        |                     |
| BNB CD .. 0.45% per annum, paid monthly .. 04.18.2016 maturity | 100,000.00        |                     |
| BNB CD .. 0.45% per annum, paid monthly .. 11.22.2016 maturity | 100,000.00        |                     |
| BNB CD .. 0.45% per annum, paid monthly .. 01.30.2017 maturity | 100,000.00        |                     |
| BNB CD .. 0.45% per annum, paid monthly .. 01.30.2017 maturity | 100,000.00        |                     |
| BNB CD .. 0.45% per annum, paid monthly .. 03.05.2016 maturity | 100,000.00        |                     |
| BNB CD .. 0.45% per annum, paid monthly .. 04.01.2016 maturity | 100,000.00        |                     |
| BNB CD .. 0.45% per annum, paid monthly .. 12.01.2016 maturity | 100,000.00        |                     |
| BNB CD .. 0.45% per annum, paid monthly .. 04.01.2016 maturity | 100,000.00        |                     |
| BNB CD .. 0.45% per annum, paid monthly .. 04.01.2016 maturity | 100,000.00        |                     |
| BNB CD .. 0.45% per annum, paid monthly .. 04.15.2016 maturity | 100,000.00        |                     |
| BNB CD .. 0.45% per annum, paid monthly .. 06.01.2016 maturity | 100,000.00        |                     |
| BNB CD .. 0.45% per annum, paid monthly .. 06.15.2016 maturity | <u>100,000.00</u> | <u>2,400,000.00</u> |

##### Security State Bank & Trust (County Depository)

|  |                   |   |
|--|-------------------|---|
| SSB&T CD .. 0.35% per annum, paid monthly .. 02.11.2017 maturity | 100,000.00        |   |
| SSB&T CD .. 0.35% per annum, paid monthly .. 05.02.2016 maturity | 100,000.00        |   |
| SSB&T CD .. 0.35% per annum, paid monthly .. 02.28.2017 maturity | 100,000.00        |   |
| SSB&T CD .. 0.35% per annum, paid monthly .. 10.29.2016 maturity | 100,000.00        |   |
| SSB&T CD .. 0.35% per annum, paid monthly .. 03.04.2016 maturity | 250,000.00        |   |
| SSB&T CD .. 0.35% per annum, paid monthly .. 04.01.2016 maturity | 500,000.00        |   |
| SSB&T CD .. 0.35% per annum, paid monthly .. 07.01.2016 maturity | 500,000.00        |   |
| SSB&T CD .. 0.35% per annum, paid monthly .. 10.01.2016 maturity | 500,000.00        |   |
| SSB&T CD .. 0.35% per annum, paid monthly .. 01.01.2017 maturity | <u>500,000.00</u> | <u>2,650,000.00</u> <u>5,050,000.00</u> |



## GILLESPIE COUNTY, TEXAS

### Cash and Investment Balances All Funds Managed by County Treasurer

For Period Ended February 29, 2016

| CHECKING and INVESTMENT ACCOUNTS <small>(continued)</small>     |                 |                     |                     |                             |
|---|-----------------|---------------------|---------------------|-----------------------------|
| <b>INVESTMENT POOLS ... Investment Service For Public Funds</b> |                 |                     |                     |                             |
| <b>TexPool</b>  |                 |                     |                     |                             |
| GENERAL ... Multi-Fund Account                                  | 3,487,673.67    |                     |                     |                             |
| Deposit In Process  | 0.00            |                     |                     |                             |
| Monies In Transit   | <u>0.00</u>     | <u>3,487,673.67</u> |                     |                             |
| COB SERIES 2001/GORefunding SERIES 2010 ... Interest & Sinking  | 710.54          |                     |                     |                             |
| Deposit In Process  | 0.00            |                     |                     |                             |
| Monies In Transit   | <u>0.00</u>     | <u>710.54</u>       |                     |                             |
| GOB SERIES 2013 ... Jail Project                                | 0.00            |                     |                     |                             |
| Deposit In Process  | 0.00            |                     |                     |                             |
| Monies In Transit   | <u>0.00</u>     | <u>0.00</u>         |                     |                             |
| <small>TexPool sub-total</small>                                |                 |                     | <u>3,488,384.21</u> |                             |
| <b>Texas Class</b>  |                 |                     |                     |                             |
| GOB SERIES 2013 ... Jail Project                                | 333,354.00      |                     |                     |                             |
| Deposit In Process  | 0.00            |                     |                     |                             |
| Monies In Transit   | <u>0.00</u>     | <u>333,354.00</u>   | <u>3,821,738.21</u> |                             |
| <b>CHANGE FUNDS</b>   |                 |                     |                     |                             |
| <b>Under General Fund (F.10)</b>                                |                 |                     |                     |                             |
| Tax Office ... Teller Drawers (4)                               | 1,200.00        |                     |                     |                             |
| Tax Office ... Office Administration                            | 0.00            |                     |                     |                             |
| County Clerk  | 100.00          |                     |                     |                             |
| District Clerk  | 100.00          |                     |                     |                             |
| Justice of Peace No 1   | 200.00          |                     |                     |                             |
| Justice of Peace No 2   | 200.00          |                     |                     |                             |
| Pioneer Memorial Library  | 100.00          |                     |                     |                             |
| Sheriff ... Administration                                      | 50.00           |                     |                     |                             |
| Sheriff ... Jail Operations                                     | 50.00           |                     |                     |                             |
| County Treasurer  | 1,000.00        |                     |                     |                             |
| County Warehouse  | <u>0.00</u>     | <u>3,000.00</u>     |                     |                             |
| <b>Under Sheriff Seizure (F.30)</b>                             |                 |                     |                     |                             |
| Sheriff ... Administrative Office                               | <u>1,950.00</u> | <u>1,950.00</u>     |                     |                             |
| <b>Under County Attorney Hot Check (F.80)</b>                   |                 |                     |                     |                             |
| County Attorney   | <u>50.00</u>    | <u>50.00</u>        | <u>5,000.00</u>     | <b><u>22,840,454.63</u></b> |

## GILLESPIE COUNTY, TEXAS

### Cash and Investment Balances All Funds Managed by County Treasurer

For Period Ended February 29, 2016

| DISTRICT CLERK HOLDING  |                  |                  |                      |                  |                  |
|---|------------------|------------------|----------------------|------------------|------------------|
| HOLDING ACCOUNT (s)   |                  |                  | CASH and INVESTMENTS |                  |                  |
| holding account(s)  | <u>18,035.90</u> | <u>18,035.90</u> | <u>18,035.90</u>     | <u>18,035.90</u> | <u>18,035.90</u> |
| <b>INVESTMENT POOLS ... Investment Service For Public Funds</b> |                  |                  |                      |                  |                  |
| TEXPOOL ... DISTRICT CLERK HOLDING                              | 18,035.90        |                  |                      |                  |                  |
| Deposit In Process  | 0.00             |                  |                      |                  |                  |
| Monies In Transit   | <u>0.00</u>      | <u>18,035.90</u> | <u>18,035.90</u>     | <u>18,035.90</u> | <u>18,035.90</u> |

| COUNTY CLERK HOLDING  |                   |                   |                      |                   |                   |
|---|-------------------|-------------------|----------------------|-------------------|-------------------|
| HOLDING ACCOUNT (s)   |                   |                   | CASH and INVESTMENTS |                   |                   |
| holding account(s)  | <u>120,640.59</u> | <u>120,640.59</u> | <u>120,640.59</u>    | <u>120,640.59</u> | <u>120,640.59</u> |
| <b>INVESTMENT POOLS ... Investment Service For Public Funds</b> |                   |                   |                      |                   |                   |
| TEXPOOL ... COUNTY CLERK HOLDING                                | 120,640.59        |                   |                      |                   |                   |
| Deposit In Process  | 0.00              |                   |                      |                   |                   |
| Monies In Transit   | <u>0.00</u>       | <u>120,640.59</u> | <u>120,640.59</u>    | <u>120,640.59</u> | <u>120,640.59</u> |



Laura Lundquist, ccr, cio  
 Gillespie County Treasurer  
 Gillespie County, Texas

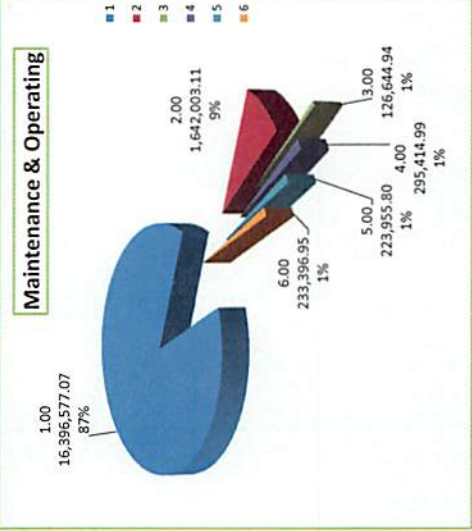
**GILLESPIE COUNTY, TEXAS**  
**STATEMENT OF**  
**Receipts, Disbursements, Electronic Funds Transfers, Payroll, Interfund Allocations, Adjustments, and Time Investments**  
**of County Funds Managed by County Treasurer**

For the Period Ended February 29, 2016

| For Current Account Period   | Cash Balance as of 01/31/2016 | Receipts     | Disbursements | Electronic Fund Transfers | Payroll    | Total Disbursements | Interfund Allocations In | Interfund Allocations Out | FY2016 Adjustments | FY2015 YE Adjustments | Cash Balances as of 02/29/2016 | Time Investments | Adjusted Cash Balance as of 02/29/2016 | For Current Account Period   |
|--|-------------------------------|--------------|---------------|---------------------------|------------|---------------------|--------------------------|---------------------------|--------------------|-----------------------|--------------------------------|------------------|--|--|
| <b>GENERAL and ROAD &amp; BRIDGE ... Maintenance &amp; Operating Funds</b> |                               |              |               |                           |            |                     |                          |                           |                    |                       |                                |                  |  |  |
| F10 General  | 14,507,496.67                 | 2,794,868.78 | 384,491.77    | 237,269.65                | 284,026.96 | 905,788.38          |                          |                           |                    |                       | 16,396,577.07                  | 5,050,000.00     | 11,346,577.07                          | F10 General  |
| <b>Road &amp; Bridge Funds</b>   |                               |              |               |                           |            |                     |                          |                           |                    |                       |                                |                  |  |  |
| F15 County Wide  | 1,131,311.13                  | 576,202.78   | 63,155.32     |                           | 2,355.48   | 65,510.80           |                          |                           |                    |                       | 1,642,003.11                   |                  | 1,642,003.11                           | F15 County Wide  |
| F16 Precinct No 1  | 172,609.69                    | 31.01        | 30,942.23     |                           | 15,053.53  | 45,995.76           |                          |                           |                    |                       | 126,644.94                     |                  | 126,644.94                             | F16 Precinct No 1  |
| F17 Precinct No 2  | 311,402.30                    | 65.37        | 1,242.39      |                           | 14,810.29  | 16,052.68           |                          |                           |                    |                       | 295,414.99                     |                  | 295,414.99                             | F17 Precinct No 2  |
| F18 Precinct No 3  | 249,599.38                    | 50.54        | 7,077.20      |                           | 18,616.92  | 25,694.12           |                          |                           |                    |                       | 223,955.80                     |                  | 223,955.80                             | F18 Precinct No 3  |
| F19 Precinct No 4  | 269,380.16                    | 52.41        | 18,677.28     |                           | 17,358.34  | 36,035.62           |                          |                           |                    |                       | 233,396.95                     |                  | 233,396.95                             | F19 Precinct No 4  |
| Sub-Total R&B  | 2,134,302.66                  | 576,402.11   | 121,084.42    | 0.00                      | 66,194.56  | 199,205.96          | 0.00                     | 0.00                      | 0.00               | 0.00                  | 2,521,415.79                   | 0.00             | 2,521,415.79                           | Sub-Total R&B  |
| Sub-Totals General / Road & Bridge ... Maintenance & Operating Funds       | 16,641,799.33                 | 3,371,270.89 | 505,566.19    | 237,269.65                | 352,221.52 | 1,095,077.36        | 0.00                     | 0.00                      | 0.00               | 0.00                  | 18,917,992.86                  | 5,050,000.00     | 13,867,992.86                          | Sub-Totals General / Road & Bridge ... Maintenance & Operating Funds |

**Maintenance & Operating Cash Balances by Fund As of February 29, 2016**

| General Fund  | F15 County Wide | F16 Precinct No 1 | F17 Precinct No 2 | F18 Precinct No 3 | F19 Precinct No 4 |
|---------------|-----------------|-------------------|-------------------|-------------------|-------------------|
| 16,396,577.07 | 1,642,003.11    | 126,644.94        | 295,414.99        | 223,955.80        | 233,396.95        |
|               |                 |                   |                   |                   | 18,917,992.86     |



**GILLESPIE COUNTY, TEXAS**  
**STATEMENT OF**  
**Receipts, Disbursements, Electronic Funds Transfers, Payroll, Interfund Allocations, Adjustments, and Time Investments**  
**of County Funds Managed by County Treasurer**

For the Period Ended February 29, 2016

| For Current Account Period              | Cash Balance as of 01.31.2016 | Receipts         | Disbursements   | Electronic Fund Transfers | Payroll         | Total Disbursements | Interfund Allocations In | Interfund Allocations Out | FY2016 Adjustments | FY2015 YE Adjustments | Cash Balances as of 02.29.2016 | Time Investments | Adjusted Cash Balance as of 02.29.2016 | For Current Account Period              |
|---|-------------------------------|------------------|-----------------|---------------------------|-----------------|---------------------|--------------------------|---------------------------|--------------------|-----------------------|--------------------------------|------------------|--|---|
| <b>SPECIAL REVENUE</b>                  |                               |                  |                 |                           |                 |                     |                          |                           |                    |                       |                                |                  |  |   |
| F20 Law Library                         | 5,567.12                      | 595.00           | 419.00          |                           |                 | 419.00              |                          |                           |                    |                       | 5,743.12                       |                  | 5,743.12                               | F20 Law Library                         |
| F21 Lateral Road Precinct Depts         |                               |                  |                 |                           |                 |                     |                          |                           |                    |                       |                                |                  |  | F21 Lateral Road Precinct Depts         |
| Precinct No 1                           | 13,291.39                     |                  |                 |                           |                 | 0.00                |                          |                           |                    |                       | 13,291.39                      |                  | 13,291.39                              | Precinct No 1                           |
| Precinct No 2                           | 6,658.22                      |                  |                 |                           |                 | 0.00                |                          |                           |                    |                       | 6,658.22                       |                  | 6,658.22                               | Precinct No 2                           |
| Precinct No 3                           | 6,658.22                      |                  |                 |                           |                 | 0.00                |                          |                           |                    |                       | 6,658.22                       |                  | 6,658.22                               | Precinct No 3                           |
| Precinct No 4                           | 6,658.22                      |                  |                 |                           |                 | 0.00                |                          |                           |                    |                       | 6,658.22                       |                  | 6,658.22                               | Precinct No 4                           |
| F24 Probate                             | 30,212.06                     | 299.00           |                 |                           |                 | 0.00                |                          |                           |                    |                       | 30,511.06                      |                  | 30,511.06                              | F24 Probate                             |
| F25 Court Reporter                      | 1,787.44                      |                  |                 |                           |                 | 0.00                |                          |                           |                    |                       | 1,787.44                       |                  | 1,787.44                               | F25 Court Reporter                      |
| F28 County Records Mgmt                 | 94,061.31                     | 351.37           |                 |                           |                 | 0.00                |                          |                           |                    |                       | 94,412.68                      |                  | 94,412.68                              | F28 County Records Mgmt                 |
| F29 County Clerk Records Mgmt           | 116,025.94                    | 5,696.60         |                 |                           | 2,008.75        | 2,008.75            |                          |                           |                    |                       | 119,713.79                     |                  | 119,713.79                             | F29 County Clerk Records Mgmt           |
| F30 Sheriff Forfeiture                  | 51,461.44                     | 10.91            |                 |                           |                 | 0.00                |                          |                           |                    |                       | 51,472.35                      |                  | 51,472.35                              | F30 Sheriff Forfeiture                  |
| F93 Sheriff Abandoned Vehicle           | 1,202.48                      | 0.25             |                 |                           |                 | 0.00                |                          |                           |                    |                       | 1,202.73                       |                  | 1,202.73                               | F93 Sheriff Abandoned Vehicle           |
| F31 Justice Court Bldg Security         | 30,258.61                     | 76.56            |                 |                           |                 | 0.00                |                          |                           |                    |                       | 30,335.17                      |                  | 30,335.17                              | F31 Justice Court Bldg Security         |
| F32 Courthouse Security                 | (2,086.14)                    | 883.78           |                 |                           | (2,305.10)      | (2,305.10)          |                          |                           |                    |                       | 1,102.74                       |                  | 1,102.74                               | F32 Courthouse Security                 |
| F34 District Clerk Records Mgmt         | 7,663.97                      |                  |                 |                           |                 | 0.00                |                          |                           |                    |                       | 7,663.97                       |                  | 7,663.97                               | F34 District Clerk Records Mgmt         |
| F35 County & District Courts Technology | 17,884.33                     | 42.13            |                 |                           |                 | 0.00                |                          |                           |                    |                       | 17,926.46                      |                  | 17,926.46                              | F35 County & District Courts Technology |
| F36 Occupancy Tax                       | 585,800.87                    | 21,338.42        | 65.14           |                           |                 | 65.14               |                          |                           |                    |                       | 607,074.15                     |                  | 607,074.15                             | F36 Occupancy Tax                       |
| F37 Pretrial Intervention               | 123,525.71                    | 1,000.00         |                 |                           |                 | 0.00                |                          |                           |                    |                       | 124,525.71                     |                  | 124,525.71                             | F37 Pretrial Intervention               |
| F51 Justice Court Technology            | 115,170.72                    | 306.25           |                 |                           |                 | 0.00                |                          |                           |                    |                       | 115,476.97                     |                  | 115,476.97                             | F51 Justice Court Technology            |
| F72 Airport Operating                   | 1,051,180.82                  | 10,594.67        | 1,642.14        |                           | 5,542.41        | 7,184.55            |                          |                           |                    |                       | 1,054,590.94                   |                  | 1,054,590.94                           | F72 Airport Operating                   |
| F78 LEOSE -Sheriff                      | 4,028.28                      | 4,041.63         |                 |                           |                 | 0.00                |                          |                           |                    |                       | 8,069.91                       |                  | 8,069.91                               | F78 LEOSE -Sheriff                      |
| F79 LEOSE- Constable 1                  | 8,038.15                      |                  |                 |                           |                 | 0.00                |                          |                           |                    |                       | 8,038.15                       |                  | 8,038.15                               | F79 LEOSE- Constable 1                  |
| F82 LEOSE-Constable 2                   | 5,984.48                      |                  |                 |                           |                 | 0.00                |                          |                           |                    |                       | 5,984.48                       |                  | 5,984.48                               | F82 LEOSE-Constable 2                   |
| F81 Tax Assessor-M V I                  | 106.75                        |                  |                 |                           |                 | 0.00                |                          |                           |                    |                       | 106.75                         |                  | 106.75                                 | F81 Tax Assessor-M V I                  |
| F40 Sheriff Equitable Sharing           | 1,202.94                      | 0.25             |                 |                           |                 | 0.00                |                          |                           |                    |                       | 1,203.19                       |                  | 1,203.19                               | F40 Sheriff Equitable Sharing           |
| <b>Sub-Totals Special Revenue</b>       | <b>2,282,343.33</b>           | <b>45,236.82</b> | <b>2,126.28</b> | <b>0.00</b>               | <b>5,246.06</b> | <b>7,372.34</b>     | <b>0.00</b>              | <b>0.00</b>               | <b>0.00</b>        | <b>0.00</b>           | <b>2,320,207.81</b>            | <b>0.00</b>      | <b>2,320,207.81</b>                    | <b>Sub-Totals Special Revenue</b>       |

**GILLESPIE COUNTY, TEXAS**  
**STATEMENT OF**  
**Receipts, Disbursements, Electronic Funds Transfers, Payroll, Interfund Allocations, Adjustments, and Time Investments**  
**of County Funds Managed by County Treasurer**

For the Period Ended February 29, 2016

| For Current<br>Account Period | Cash<br>Balance<br>as of<br>01.31.2016 | Receipts | Disbursements | Electronic<br>Fund Transfers | Payroll | Total<br>Disbursements | Interfund<br>Allocations<br>In | Interfund<br>Allocations<br>Out | FY2016<br>Adjustments | FY2015<br>YE<br>Adjustments | Cash<br>Balances<br>as of<br>02.29.2016 | Time<br>Investments | Adjusted<br>Cash Balance<br>as of<br>02.29.2016 | For Current<br>Account Period |
|-------------------------------|--|----------|---------------|------------------------------|---------|------------------------|--------------------------------|---------------------------------|-----------------------|-----------------------------|---|---------------------|---|-------------------------------|
|-------------------------------|--|----------|---------------|------------------------------|---------|------------------------|--------------------------------|---------------------------------|-----------------------|-----------------------------|---|---------------------|---|-------------------------------|

| SPECIAL REVENUE ... GRANTS   |        |      |      |      |      |      |      |      |      |      |        |      |        |  |
|--|--------|------|------|------|------|------|------|------|------|------|--------|------|--------|--|
| F11 Grants ... General -<br>Energy Efficiency                                | 0.00   |      |      |      |      | 0.00 |      |      |      |      | 0.00   |      | 0.00   | F11 Grants ... General -<br>Energy Efficiency                                |
| F11 Grants ... Law<br>Enforcement, Emergency<br>Services P25 Compliant Radio | 0.00   |      |      |      |      | 0.00 |      |      |      |      | 0.00   |      | 0.00   | F11 Grants ... Law<br>Enforcement, Emergency<br>Services P25 Compliant Radio |
| F54 PML ... Loan Star Grant  | 258.39 |      |      |      |      | 0.00 |      |      |      |      | 258.39 |      | 258.39 | F54 PML ... Loan Star Grant  |
| F54 PML ... PAC-HUG Grant  | 211.40 |      |      |      |      | 0.00 |      |      |      |      | 211.40 |      | 211.40 | F54 PML ... PAC-HUG Grant  |
| F71 Airport Capital Project<br>Grant   | 15.18  |      |      |      |      | 0.00 |      |      |      |      | 15.18  |      | 15.18  | F71 Airport Capital Project<br>Grant   |
| Sub-Totals<br>Special Revenue ... Grants                                     | 484.97 | 0.00 | 0.00 | 0.00 | 0.00 | 0.00 | 0.00 | 0.00 | 0.00 | 0.00 | 484.97 | 0.00 | 484.97 | Sub-Totals<br>Special Revenue ... Grants                                     |

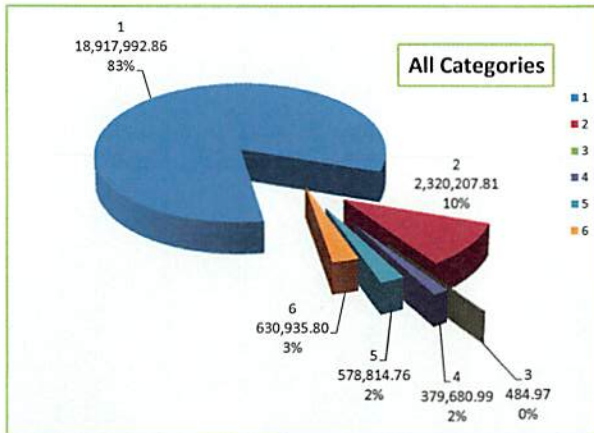
| CERTIFICATES OF OBLIGATION BONDS and GENERAL OBLIGATION BONDS ...<br>Project Operating Accounts |            |        |        |      |      |        |      |      |      |      |            |      |            |   |
|---|------------|--------|--------|------|------|--------|------|------|------|------|------------|------|------------|---|
| F61 GOB Series 2013 ... Jail<br>Project   | 379,991.94 | 138.19 | 449.14 |      |      | 449.14 |      |      |      |      | 379,680.99 |      | 379,680.99 | F61 GOB Series 2013 ... Jail<br>Project |
| Sub-Totals<br>COB ... GOB Operating   | 379,991.94 | 138.19 | 449.14 | 0.00 | 0.00 | 449.14 | 0.00 | 0.00 | 0.00 | 0.00 | 379,680.99 | 0.00 | 379,680.99 | Sub-Totals<br>COB ... GOB Operating     |

| CERTIFICATES OF OBLIGATION BONDS and GENERAL OBLIGATION BONDS ...<br>Interest & Sinking Accounts |              |            |            |      |      |            |      |      |      |      |            |      |            |  |
|--|--------------|------------|------------|------|------|------------|------|------|------|------|------------|------|------------|--|
| F62 GOB Series 2013 ...<br>Interest & Sinking  | 1,015,157.03 | 289,424.49 | 783,025.00 |      |      | 783,025.00 |      |      |      |      | 521,556.52 |      | 521,556.52 | F62 GOB Series 2013 ...<br>Interest & Sinking                                |
| F53 COB Series 2001 / GOB<br>Refunding Series 2013 ...<br>Interest & Sinking                     | 169,963.66   | 51,252.08  | 163,957.50 |      |      | 163,957.50 |      |      |      |      | 57,258.24  |      | 57,258.24  | F53 COB Series 2001 / GOB<br>Refunding Series 2013 ...<br>Interest & Sinking |
| Sub-Totals<br>COB ... GOB I&S  | 1,185,120.69 | 340,676.57 | 946,982.50 | 0.00 | 0.00 | 946,982.50 | 0.00 | 0.00 | 0.00 | 0.00 | 578,814.76 | 0.00 | 578,814.76 | Sub-Totals<br>COB ... GOB I&S  |

**GILLESPIE COUNTY, TEXAS**  
**STATEMENT OF**  
**Receipts, Disbursements, Electronic Funds Transfers, Payroll, Interfund Allocations, Adjustments, and Time Investments**  
**of County Funds Managed by County Treasurer**

For the Period Ended February 29, 2016

| For Current Account Period         | Cash Balance as of 01.31.2016 | Receipts            | Disbursements     | Electronic Fund Transfers | Payroll           | Total Disbursements | Interfund Allocations In | Interfund Allocations Out | FY2016 Adjustments | FY2015 YE Adjustments | Cash Balances as of 02.29.2016 | Time Investments    | Adjusted Cash Balance as of 02.29.2016 | For Current Account Period         |
|------------------------------------|-------------------------------|---------------------|-------------------|---------------------------|-------------------|---------------------|--------------------------|---------------------------|--------------------|-----------------------|--------------------------------|---------------------|--|------------------------------------|
| <b>TRUST and AGENCY</b>            |                               |                     |                   |                           |                   |                     |                          |                           |                    |                       |                                |                     |  |                                    |
| F22 Criminal Justice               | 1,020.00                      | 12,270.83           |                   |                           |                   | 0.00                |                          |                           |                    |                       | 13,290.83                      |                     | 13,290.83                              | F22 Criminal Justice               |
| F27 Waste Water                    | 270.00                        | 250.00              |                   |                           |                   | 0.00                |                          |                           |                    |                       | 520.00                         |                     | 520.00                                 | F27 Waste Water                    |
| F80 County Attorney Hot Check      | 11,786.81                     | 4,593.05            | 5,065.26          |                           |                   | 5,065.26            |                          |                           |                    |                       | 11,314.60                      |                     | 11,314.60                              | F80 County Attorney Hot Check      |
| F89 McDermott (PML)                | 138,822.11                    | 29.44               |                   |                           |                   | 0.00                |                          |                           |                    |                       | 138,851.55                     |                     | 138,851.55                             | F89 McDermott (PML)                |
| F92 Breiten (PML)                  | 206,726.40                    | 43.84               |                   |                           |                   | 0.00                |                          |                           |                    |                       | 206,770.24                     |                     | 206,770.24                             | F92 Breiten (PML)                  |
| F85 Justice Of Peace 1             | 37,927.06                     | 31,996.91           | 520.00            |                           |                   | 520.00              |                          |                           |                    |                       | 69,403.97                      |                     | 69,403.97                              | F85 Justice Of Peace 1             |
| F86 Justice Of Peace 2             | 16,170.52                     | 21,645.15           | 15,657.75         |                           |                   | 15,657.75           |                          |                           |                    |                       | 22,157.92                      |                     | 22,157.92                              | F86 Justice Of Peace 2             |
| F83 Appellate Judicial             | 463.26                        | 85.02               |                   |                           |                   | 0.00                |                          |                           |                    |                       | 548.28                         |                     | 548.28                                 | F83 Appellate Judicial             |
| F84 Alternative Dispute Resolution | 756.41                        | 255.00              |                   |                           |                   | 0.00                |                          |                           |                    |                       | 1,011.41                       |                     | 1,011.41                               | F84 Alternative Dispute Resolution |
| F90 Unclaimed Monies               | 54,211.45                     |                     |                   |                           |                   | 0.00                |                          |                           |                    |                       | 54,211.45                      |                     | 54,211.45                              | F90 Unclaimed Monies               |
| F94 County Clerk Operating         | 40,166.11                     | 45,525.04           | 40,152.11         |                           |                   | 40,152.11           |                          |                           |                    |                       | 45,539.04                      |                     | 45,539.04                              | F94 County Clerk Operating         |
| F95 District Clerk Operating       | 41,568.41                     | 25,748.10           |                   |                           |                   | 0.00                |                          |                           |                    |                       | 67,316.51                      |                     | 67,316.51                              | F95 District Clerk Operating       |
| <b>Sub-Totals Trust and Agency</b> | <b>549,888.54</b>             | <b>142,442.38</b>   | <b>61,395.12</b>  | <b>0.00</b>               | <b>0.00</b>       | <b>61,395.12</b>    | <b>0.00</b>              | <b>0.00</b>               | <b>0.00</b>        | <b>0.00</b>           | <b>630,935.80</b>              | <b>0.00</b>         | <b>630,935.80</b>                      | <b>Sub-Totals Trust and Agency</b> |
| <b>TOTALS ALL FUNDS</b>            | <b>21,039,628.80</b>          | <b>3,899,764.85</b> | <b>569,556.73</b> | <b>1,184,252.15</b>       | <b>357,467.58</b> | <b>2,111,276.46</b> | <b>0.00</b>              | <b>0.00</b>               | <b>0.00</b>        | <b>0.00</b>           | <b>22,828,117.19</b>           | <b>5,050,000.00</b> | <b>17,778,117.19</b>                   | <b>TOTALS ALL FUNDS</b>            |



**Cash Balances by Category**  
As of February 29, 2016

|                      |  |
|----------------------|--|
| 18,917,992.86        | Maintenance & Operating  |
| 2,320,207.81         | Special Revenue  |
| 484.97               | Special Revenue ... Grants   |
| 379,680.99           | Certificates of Obligation Bonds & General Obligation Bonds ... Project Operating  |
| 578,814.76           | Certificates of Obligation Bonds & General Obligation Bonds ... Interest & Sinking |
| <u>630,935.80</u>    | Trust and Agency   |
| <b>22,828,117.19</b> |  |

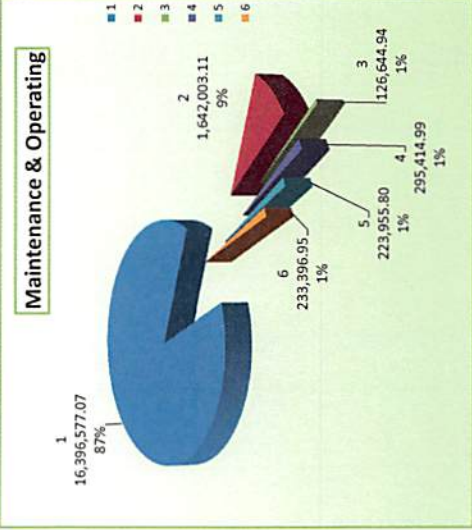
**GILLESPIE COUNTY, TEXAS**  
**STATEMENT OF**  
**Receipts, Disbursements, Electronic Funds Transfers, Payroll, Interfund Allocations, Adjustments, and Time Investments**  
**of County Funds Managed by County Treasurer**

Fiscal Year to Date as of Period Ended February 29, 2016

| For Current Account Period   | Cash Balance as of 09.30.2015 | Receipts      | Disbursements | Electronic Fund Transfers | Payroll      | Total Disbursements | Interfund Allocations In | Interfund Allocations Out | FY2016 Adjustments | FY2015 YE Adjustments | Cash Balances as of 02.29.2016 | Time Investments | Adjusted Cash Balance as of 02.29.2016 | For Current Account Period   |
|--|-------------------------------|---------------|---------------|---------------------------|--------------|---------------------|--------------------------|---------------------------|--------------------|-----------------------|--------------------------------|------------------|--|--|
| <b>GENERAL and ROAD &amp; BRIDGE ... Maintenance &amp; Operating Funds</b> |                               |               |               |                           |              |                     |                          |                           |                    |                       |                                |                  |  |  |
| F10 General  | 10,425,972.66                 | 11,074,766.56 | 2,337,333.35  | 1,232,652.50              | 1,534,176.30 | 5,104,162.15        |                          |                           |                    |                       | 16,396,577.07                  | 5,050,000.00     | 11,346,577.07                          | F10 General  |
| <b>Road &amp; Bridge Funds</b>   |                               |               |               |                           |              |                     |                          |                           |                    |                       |                                |                  |  |  |
| F15 County Wide  | 341,842.65                    | 2,077,651.76  | 103,918.24    |                           | 12,323.05    | 116,241.30          |                          | 661,250.00                |                    |                       | 1,642,003.11                   |                  | 1,642,003.11                           | F15 County Wide  |
| F16 Precinct No 1  | 268,572.55                    | 3,706.34      | 221,700.87    |                           | 96,183.08    | 317,883.95          | 172,250.00               |                           |                    |                       | 126,644.94                     |                  | 126,644.94                             | F16 Precinct No 1  |
| F17 Precinct No 2  | 267,713.97                    | 218.61        | 40,394.75     |                           | 76,122.84    | 116,517.59          | 144,000.00               |                           |                    |                       | 295,414.99                     |                  | 295,414.99                             | F17 Precinct No 2  |
| F18 Precinct No 3  | 268,676.90                    | 151.97        | 129,513.53    |                           | 96,859.54    | 226,373.07          | 181,500.00               |                           |                    |                       | 223,955.80                     |                  | 223,955.80                             | F18 Precinct No 3  |
| F19 Precinct No 4  | 269,015.94                    | 3,817.56      | 114,178.53    |                           | 88,758.02    | 202,936.55          | 163,500.00               |                           |                    |                       | 233,396.95                     |                  | 233,396.95                             | F19 Precinct No 4  |
| Sub-Total R&B  | 1,415,822.01                  | 2,085,546.24  | 609,705.92    | 0.00                      | 370,246.54   | 979,962.46          | 661,250.00               | 661,250.00                | 0.00               | 0.00                  | 2,521,415.79                   | 0.00             | 2,521,415.79                           | Sub-Total R&B  |
| <b>Sub-Totals</b>  |                               |               |               |                           |              |                     |                          |                           |                    |                       |                                |                  |  |  |
| General / Road & Bridge ... Maintenance & Operating Funds                  | 11,841,794.67                 | 13,160,312.80 | 2,947,039.27  | 1,232,652.50              | 1,904,422.84 | 6,084,114.61        | 661,250.00               | 661,250.00                | 0.00               | 0.00                  | 18,917,992.86                  | 5,050,000.00     | 13,867,992.86                          | Sub-Totals General / Road & Bridge ... Maintenance & Operating Funds |

**Maintenance & Operating Cash Balances by Fund As of February 29, 2016**

| General Fund  | F15 County Wide | F16 Precinct No 1 | F17 Precinct No 2 | F18 Precinct No 3 | F19 Precinct No 4 |
|---------------|-----------------|-------------------|-------------------|-------------------|-------------------|
| 16,396,577.07 | 1,642,003.11    | 126,644.94        | 295,414.99        | 223,955.80        | 233,396.95        |
| 18,917,992.86 |                 |                   |                   |                   |                   |



**GILLESPIE COUNTY, TEXAS**  
**STATEMENT OF**  
**Receipts, Disbursements, Electronic Funds Transfers, Payroll, Interfund Allocations, Adjustments, and Time Investments**  
**of County Funds Managed by County Treasurer**

**Fiscal Year to Date as of Period Ended February 29, 2016**

| For Current Account Period              | Cash Balance as of 09.30.2015 | Receipts          | Disbursements     | Electronic Fund Transfers | Payroll          | Total Disbursements | Interfund Allocations In | Interfund Allocations Out | FY2016 Adjustments | FY2015 YE Adjustments | Cash Balances as of 02.29.2016 | Time Investments | Adjusted Cash Balance as of 02.29.2016 | For Current Account Period              |
|---|-------------------------------|-------------------|-------------------|---------------------------|------------------|---------------------|--------------------------|---------------------------|--------------------|-----------------------|--------------------------------|------------------|--|---|
| <b>SPECIAL REVENUE</b>                  |                               |                   |                   |                           |                  |                     |                          |                           |                    |                       |                                |                  |  |   |
| F20 Law Library                         | 7,760.46                      | 5,600.16          | 7,617.50          |                           |                  | 7,617.50            |                          |                           |                    |                       | 5,743.12                       |                  | 5,743.12                               | F20 Law Library                         |
| F21 Lateral Road Precinct Depts         |                               |                   |                   |                           |                  |                     |                          |                           |                    |                       |                                |                  |  | F21 Lateral Road Precinct Depts         |
| Precinct No 1                           | 6,633.18                      | 6,658.21          |                   |                           |                  | 0.00                |                          |                           |                    |                       | 13,291.39                      |                  | 13,291.39                              | Precinct No 1                           |
| Precinct No 2                           | 0.00                          | 6,658.22          |                   |                           |                  | 0.00                |                          |                           |                    |                       | 6,658.22                       |                  | 6,658.22                               | Precinct No 2                           |
| Precinct No 3                           | 0.00                          | 6,658.22          |                   |                           |                  | 0.00                |                          |                           |                    |                       | 6,658.22                       |                  | 6,658.22                               | Precinct No 3                           |
| Precinct No 4                           | 0.00                          | 6,658.22          |                   |                           |                  | 0.00                |                          |                           |                    |                       | 6,658.22                       |                  | 6,658.22                               | Precinct No 4                           |
| F24 Probate                             | 29,772.98                     | 1,361.78          | 623.70            |                           |                  | 623.70              |                          |                           |                    |                       | 30,511.06                      |                  | 30,511.06                              | F24 Probate                             |
| F25 Court Reporter                      | 467.33                        | 1,356.11          | 36.00             |                           |                  | 36.00               |                          |                           |                    |                       | 1,787.44                       |                  | 1,787.44                               | F25 Court Reporter                      |
| F28 County Records Mgmt                 | 91,506.18                     | 2,906.50          |                   |                           |                  | 0.00                |                          |                           |                    |                       | 94,412.68                      |                  | 94,412.68                              | F28 County Records Mgmt                 |
| F29 County Clerk Records Mgmt           | 103,515.09                    | 26,838.11         | 20.29             |                           | 10,619.12        | 10,639.41           |                          |                           |                    |                       | 119,713.79                     |                  | 119,713.79                             | F29 County Clerk Records Mgmt           |
| F30 Sheriff Forfeiture                  | 37,627.93                     | 13,903.42         | 59.00             |                           |                  | 59.00               |                          |                           |                    |                       | 51,472.35                      |                  | 51,472.35                              | F30 Sheriff Forfeiture                  |
| F93 Sheriff Abandoned Vehicle           | 1,201.61                      | 1.12              |                   |                           |                  | 0.00                |                          |                           |                    |                       | 1,202.73                       |                  | 1,202.73                               | F93 Sheriff Abandoned Vehicle           |
| F31 Justice Court Bldg Security         | 29,522.59                     | 812.58            |                   |                           |                  | 0.00                |                          |                           |                    |                       | 30,335.17                      |                  | 30,335.17                              | F31 Justice Court Bldg Security         |
| F32 Courthouse Security                 | 2,097.39                      | 6,179.90          | 175.05            |                           | 6,999.50         | 7,174.55            |                          |                           |                    |                       | 1,102.74                       |                  | 1,102.74                               | F32 Courthouse Security                 |
| F34 District Clerk Records Mgmt         | 7,114.22                      | 549.75            |                   |                           |                  | 0.00                |                          |                           |                    |                       | 7,663.97                       |                  | 7,663.97                               | F34 District Clerk Records Mgmt         |
| F35 County & District Courts Technology | 16,756.67                     | 1,169.79          |                   |                           |                  | 0.00                |                          |                           |                    |                       | 17,926.46                      |                  | 17,926.46                              | F35 County & District Courts Technology |
| F36 Occupancy Tax                       | 538,177.10                    | 219,791.19        | 150,894.14        |                           |                  | 150,894.14          |                          |                           |                    |                       | 607,074.15                     |                  | 607,074.15                             | F36 Occupancy Tax                       |
| F37 Pretrial Intervention               | 123,025.71                    | 1,500.00          |                   |                           |                  | 0.00                |                          |                           |                    |                       | 124,525.71                     |                  | 124,525.71                             | F37 Pretrial Intervention               |
| F51 Justice Court Technology            | 112,119.89                    | 3,357.08          |                   |                           |                  | 0.00                |                          |                           |                    |                       | 115,476.97                     |                  | 115,476.97                             | F51 Justice Court Technology            |
| F72 Airport Operating                   | 1,037,772.61                  | 95,299.57         | 48,513.94         |                           | 29,967.30        | 78,481.24           |                          |                           |                    |                       | 1,054,590.94                   |                  | 1,054,590.94                           | F72 Airport Operating                   |
| F78 LEOSE -Sheriff                      | 4,028.28                      | 4,041.63          |                   |                           |                  | 0.00                |                          |                           |                    |                       | 8,069.91                       |                  | 8,069.91                               | F78 LEOSE -Sheriff                      |
| F79 LEOSE- Constable 1                  | 8,038.15                      |                   |                   |                           |                  | 0.00                |                          |                           |                    |                       | 8,038.15                       |                  | 8,038.15                               | F79 LEOSE- Constable 1                  |
| F82 LEOSE-Constable 2                   | 5,984.48                      |                   |                   |                           |                  | 0.00                |                          |                           |                    |                       | 5,984.48                       |                  | 5,984.48                               | F82 LEOSE-Constable 2                   |
| F81 Tax Assessor-M V I                  | 106.75                        |                   |                   |                           |                  | 0.00                |                          |                           |                    |                       | 106.75                         |                  | 106.75                                 | F81 Tax Assessor-M V I                  |
| F40 Sheriff Equitable Sharing           | 1,202.07                      | 1.12              |                   |                           |                  | 0.00                |                          |                           |                    |                       | 1,203.19                       |                  | 1,203.19                               | F40 Sheriff Equitable Sharing           |
| <b>Sub-Totals Special Revenue</b>       | <b>2,164,430.67</b>           | <b>411,302.68</b> | <b>207,939.62</b> | <b>0.00</b>               | <b>47,585.92</b> | <b>255,525.54</b>   | <b>0.00</b>              | <b>0.00</b>               | <b>0.00</b>        | <b>0.00</b>           | <b>2,320,207.81</b>            | <b>0.00</b>      | <b>2,320,207.81</b>                    | <b>Sub-Totals Special Revenue</b>       |



**GILLESPIE COUNTY, TEXAS**  
**STATEMENT OF**  
**Receipts, Disbursements, Electronic Funds Transfers, Payroll, Interfund Allocations, Adjustments, and Time Investments**  
**of County Funds Managed by County Treasurer**

Fiscal Year to Date as of Period Ended February 29, 2016

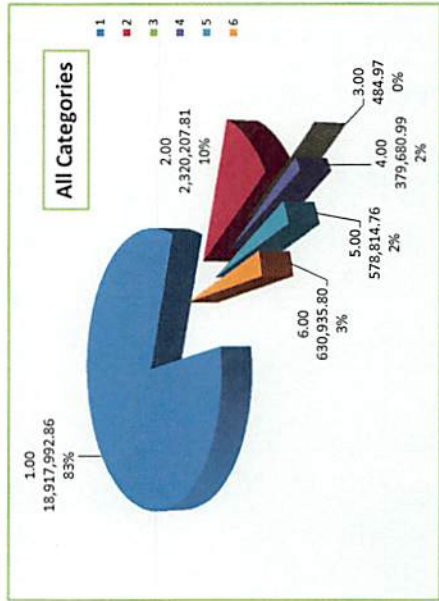
| For Current<br>Account Period  | Cash<br>Balance<br>as of<br>09.30.2015 | Receipts            | Disbursements     | Electronic<br>Fund Transfers | Payroll     | Total<br>Disbursements | Interfund<br>Allocations<br>In | Interfund<br>Allocations<br>Out | FY2016<br>Adjustments | FY2015<br>YE<br>Adjustments | Cash<br>Balances<br>as of<br>02.29.2016 | Time<br>Investments | Adjusted<br>Cash Balance<br>as of<br>02.29.2016 | For Current<br>Account Period  |
|--|--|---------------------|-------------------|------------------------------|-------------|------------------------|--------------------------------|---------------------------------|-----------------------|-----------------------------|---|---------------------|---|--|
| <b>SPECIAL REVENUE ... GRANTS</b>  |  |                     |                   |                              |             |                        |                                |                                 |                       |                             |   |                     |   |  |
| F11 Grants ... General -<br>Energy Efficiency  | 0.00                                   |                     |                   |                              |             | 0.00                   |                                |                                 |                       |                             | 0.00                                    |                     | 0.00  | F11 Grants ... General -<br>Energy Efficiency                                |
| F11 Grants ... Law<br>Enforcement, Emergency<br>Services P25 Compliant Radio                                 | 0.00                                   |                     |                   |                              |             | 0.00                   |                                |                                 |                       |                             | 0.00                                    |                     | 0.00  | F11 Grants ... Law<br>Enforcement, Emergency<br>Services P25 Compliant Radio |
| F54 PML ... Loan Star Grant  | 258.39                                 |                     |                   |                              |             | 0.00                   |                                |                                 |                       |                             | 258.39                                  |                     | 258.39  | F54 PML ... Loan Star Grant  |
| F54 PML ... PAC-HUG Grant  | 211.40                                 |                     |                   |                              |             | 0.00                   |                                |                                 |                       |                             | 211.40                                  |                     | 211.40  | F54 PML ... PAC-HUG Grant  |
| F71 Airport Capital Project<br>Grant   | 15.18                                  |                     |                   |                              |             | 0.00                   |                                |                                 |                       |                             | 15.18                                   |                     | 15.18   | F71 Airport Capital Project<br>Grant   |
| <b>Sub-Totals<br/>Special Revenue ... Grants</b>   | <b>484.97</b>                          | <b>0.00</b>         | <b>0.00</b>       | <b>0.00</b>                  | <b>0.00</b> | <b>0.00</b>            | <b>0.00</b>                    | <b>0.00</b>                     | <b>0.00</b>           | <b>0.00</b>                 | <b>484.97</b>                           | <b>0.00</b>         | <b>484.97</b>                                   | <b>Sub-Totals<br/>Special Revenue ... Grants</b>                             |
| <b>CERTIFICATES OF OBLIGATION BONDS and GENERAL OBLIGATION BONDS ...<br/>Project Operating Accounts</b>      |  |                     |                   |                              |             |                        |                                |                                 |                       |                             |   |                     |   |  |
| F61 GOB Series 2013 ... Jail<br>Project  | 491,873.19                             | 542.69              | 112,734.89        |                              |             | 112,734.89             |                                |                                 |                       |                             | 379,680.99                              |                     | 379,680.99                                      | F61 GOB Series 2013 ... Jail<br>Project                                      |
| <b>Sub-Totals<br/>COB ... GOB Operating</b>  | <b>491,873.19</b>                      | <b>542.69</b>       | <b>112,734.89</b> | <b>0.00</b>                  | <b>0.00</b> | <b>112,734.89</b>      | <b>0.00</b>                    | <b>0.00</b>                     | <b>0.00</b>           | <b>0.00</b>                 | <b>379,680.99</b>                       | <b>0.00</b>         | <b>379,680.99</b>                               | <b>Sub-Totals<br/>COB ... GOB Operating</b>                                  |
| <b>CERTIFICATES OF OBLIGATION BONDS and GENERAL OBLIGATION BONDS ...<br/>Interest &amp; Sinking Accounts</b> |  |                     |                   |                              |             |                        |                                |                                 |                       |                             |   |                     |   |  |
| F62 GOB Series 2013 ...<br>Interest & Sinking  | 176,091.44                             | 1,128,490.08        |                   | 783,025.00                   |             | 783,025.00             |                                |                                 |                       |                             | 521,556.52                              |                     | 521,556.52                                      | F62 GOB Series 2013 ...<br>Interest & Sinking                                |
| F53 COB Series 2001 / GOB<br>Refunding Series 2013 ...<br>Interest & Sinking                                 | 22,393.57                              | 199,572.17          | 750.00            | 163,957.50                   |             | 164,707.50             |                                |                                 |                       |                             | 57,258.24                               |                     | 57,258.24                                       | F53 COB Series 2001 / GOB<br>Refunding Series 2013 ...<br>Interest & Sinking |
| <b>Sub-Totals<br/>COB ... GOB I&amp;S</b>  | <b>198,485.01</b>                      | <b>1,328,062.25</b> | <b>750.00</b>     | <b>946,982.50</b>            | <b>0.00</b> | <b>947,732.50</b>      | <b>0.00</b>                    | <b>0.00</b>                     | <b>0.00</b>           | <b>0.00</b>                 | <b>578,814.76</b>                       | <b>0.00</b>         | <b>578,814.76</b>                               | <b>Sub-Totals<br/>COB ... GOB I&amp;S</b>                                    |

**GILLESPIE COUNTY, TEXAS**  
**STATEMENT OF**  
**Receipts, Disbursements, Electronic Funds Transfers, Payroll, Interfund Allocations, Adjustments, and Time Investments**  
**of County Funds Managed by County Treasurer**

Fiscal Year to Date as of Period Ended February 29, 2016

| For Current Account Period         | Cash Balance as of 09/30/2015 | Receipts          | Disbursements     | Electronic Fund Transfers | Payroll     | Total Disbursements | Interfund Allocations In | Interfund Allocations Out | FY2015 YE Adjustments | FY2016 Adjustments | Cash Balances as of 02/29/2016 | Time Investments | Adjusted Cash Balance as of 02/29/2016 | For Current Account Period         |
|------------------------------------|-------------------------------|-------------------|-------------------|---------------------------|-------------|---------------------|--------------------------|---------------------------|-----------------------|--------------------|--------------------------------|------------------|--|------------------------------------|
| <b>TRUST and AGENCY</b>            |                               |                   |                   |                           |             |                     |                          |                           |                       |                    |                                |                  |  |                                    |
| F22 Criminal Justice               | 54,332.95                     | 101,802.79        | 712.07            | 142,132.84                |             | 142,844.91          |                          |                           |                       |                    | 13,290.83                      |                  | 13,290.83                              | F22 Criminal Justice               |
| F27 Waste Water                    | 650.00                        | 940.00            | 1,070.00          |                           |             | 1,070.00            |                          |                           |                       |                    | 520.00                         |                  | 520.00                                 | F27 Waste Water                    |
| F80 County Attorney Hot Check      | 11,784.05                     | 24,375.87         | 24,845.32         |                           |             | 24,845.32           |                          |                           |                       |                    | 11,314.60                      |                  | 11,314.60                              | F80 County Attorney Hot Check      |
| F89 McDermott (PML)                | 138,721.86                    | 129.69            |                   |                           |             | 0.00                |                          |                           |                       |                    | 138,851.55                     |                  | 138,851.55                             | F89 McDermott (PML)                |
| F92 Breiten (PML)                  | 207,231.35                    | 193.32            | 654.43            |                           |             | 654.43              |                          |                           |                       |                    | 206,770.24                     |                  | 206,770.24                             | F92 Breiten (PML)                  |
| F85 Justice Of Peace 1             | 39,391.40                     | 121,146.12        | 91,133.55         |                           |             | 91,133.55           |                          |                           |                       |                    | 69,403.97                      |                  | 69,403.97                              | F85 Justice Of Peace 1             |
| F86 Justice Of Peace 2             | 16,066.07                     | 93,943.53         | 87,851.68         |                           |             | 87,851.68           |                          |                           |                       |                    | 22,157.92                      |                  | 22,157.92                              | F86 Justice Of Peace 2             |
| F83 Appellate Judicial             | 777.34                        | 798.15            | 1,027.21          |                           |             | 1,027.21            |                          |                           |                       |                    | 548.28                         |                  | 548.28                                 | F83 Appellate Judicial             |
| F84 Alternative Dispute Resolution | 2,195.50                      | 2,121.17          | 3,305.26          |                           |             | 3,305.26            |                          |                           |                       |                    | 1,011.41                       |                  | 1,011.41                               | F84 Alternative Dispute Resolution |
| F90 Unclaimed Monies               | 54,211.45                     |                   |                   |                           |             | 0.00                |                          |                           |                       |                    | 54,211.45                      |                  | 54,211.45                              | F90 Unclaimed Monies               |
| F94 County Clerk Operating         | 42,645.44                     | 206,859.03        | 203,965.43        |                           |             | 203,965.43          |                          |                           |                       |                    | 45,539.04                      |                  | 45,539.04                              | F94 County Clerk Operating         |
| F95 District Clerk Operating       | 71,069.36                     | 95,910.07         | 100,262.92        |                           |             | 100,262.92          |                          |                           |                       |                    | 67,316.51                      |                  | 67,316.51                              | F95 District Clerk Operating       |
| <b>Sub-Totals Trust and Agency</b> | <b>639,676.77</b>             | <b>646,219.74</b> | <b>514,827.87</b> | <b>142,132.84</b>         | <b>0.00</b> | <b>656,960.71</b>   | <b>0.00</b>              | <b>0.00</b>               | <b>0.00</b>           | <b>0.00</b>        | <b>650,935.80</b>              | <b>0.00</b>      | <b>650,935.80</b>                      | <b>Sub-Totals Trust and Agency</b> |

|                         |                      |                      |                     |                     |                     |                     |                   |                   |             |             |                      |                     |                      |                         |
|-------------------------|----------------------|----------------------|---------------------|---------------------|---------------------|---------------------|-------------------|-------------------|-------------|-------------|----------------------|---------------------|----------------------|-------------------------|
| <b>TOTALS ALL FUNDS</b> | <b>15,336,745.28</b> | <b>15,648,440.16</b> | <b>3,783,291.65</b> | <b>2,321,767.84</b> | <b>1,952,008.76</b> | <b>8,057,068.25</b> | <b>661,250.00</b> | <b>661,250.00</b> | <b>0.00</b> | <b>0.00</b> | <b>22,828,117.19</b> | <b>5,050,000.00</b> | <b>17,778,117.19</b> | <b>TOTALS ALL FUNDS</b> |
|-------------------------|----------------------|----------------------|---------------------|---------------------|---------------------|---------------------|-------------------|-------------------|-------------|-------------|----------------------|---------------------|----------------------|-------------------------|



**FY2015-2016**  
**GILLESPIE COUNTY, TEXAS**  
**STATEMENT OF**  
**Fund Cash/ Investment Balances of All County Funds Managed By County Treasurer**

| FUND DESCRIPTION<br>ACTIVE FUNDS                                 |                          | FY2016               | FY2015                        | FY2014               | FY2013              | FY2012              | FY2011              | FY2010              | FY2009               | FY2008               | FY2007              | FY2006              | FY2005              |
|--|--------------------------|----------------------|-------------------------------|----------------------|---------------------|---------------------|---------------------|---------------------|----------------------|----------------------|---------------------|---------------------|---------------------|
|  |                          | As of 02.29.2016     | As Of Fiscal Year Ending Date |                      |                     |                     |                     |                     |                      |                      |                     |                     |                     |
| <b>GENERAL and ROAD &amp; BRIDGE Maintenance &amp; Operating</b> |                          |                      |                               |                      |                     |                     |                     |                     |                      |                      |                     |                     |                     |
| <b>F10</b>   | <b>General Fund</b>      |                      |                               |                      |                     |                     |                     |                     |                      |                      |                     |                     |                     |
|  | All Departments          | 16,396,577.07        | 10,425,972.66                 | 9,427,791.73         | 7,929,967.87        | 6,382,410.44        | 7,099,577.50        | 8,058,141.42        | 9,262,263.41         | 8,857,295.99         | 7,871,493.01        | 6,391,051.39        | 4,764,571.70        |
| <b>Road &amp; Bridge</b>   |                          |                      |                               |                      |                     |                     |                     |                     |                      |                      |                     |                     |                     |
| F15  | County Wide              | 1,642,003.11         | 341,842.65                    | 378,620.01           | 285,411.34          | 269,007.62          | 247,933.84          | 231,323.63          | 415,645.89           | 590,087.10           | 266,135.87          | 214,879.76          | 325,631.63          |
| F16  | Precinct No 1            | 126,644.94           | 268,572.55                    | 241,992.22           | 241,285.37          | 245,176.66          | 314,264.01          | 419,950.01          | 310,192.73           | 159,578.97           | 288,106.85          | 214,159.86          | 146,948.45          |
| F17  | Precinct No 2            | 295,414.99           | 267,713.97                    | 250,708.69           | 263,049.77          | 258,790.65          | 290,025.28          | 437,336.83          | 225,655.61           | 238,217.17           | 214,371.88          | 129,291.12          | 143,620.74          |
| F18  | Precinct No 3            | 223,955.80           | 268,676.90                    | 143,588.42           | 266,091.82          | 255,513.57          | 302,798.14          | 356,974.50          | 189,553.20           | 94,153.92            | 261,697.98          | 131,482.78          | 89,710.29           |
| F19  | Precinct No 4            | 233,396.95           | 269,015.94                    | 228,968.64           | 296,509.28          | 242,510.97          | 296,473.77          | 334,265.94          | 297,466.40           | 205,119.63           | 294,441.60          | 144,424.27          | 87,076.99           |
|  | Road & Bridge Sub-Totals | 2,521,415.79         | 1,415,822.01                  | 1,243,877.98         | 1,352,347.58        | 1,270,999.47        | 1,451,495.04        | 1,779,850.91        | 1,438,513.83         | 1,287,156.79         | 1,324,754.18        | 834,237.79          | 792,988.10          |
| <b>Sub-Totals</b>  |                          |                      |                               |                      |                     |                     |                     |                     |                      |                      |                     |                     |                     |
| <b>General and Road &amp; Bridge Maintenance &amp; Operating</b> |                          | <b>18,917,992.86</b> | <b>11,841,794.67</b>          | <b>10,671,669.71</b> | <b>9,282,315.45</b> | <b>7,653,409.91</b> | <b>8,551,072.54</b> | <b>9,837,992.33</b> | <b>10,700,777.24</b> | <b>10,144,452.78</b> | <b>9,196,247.19</b> | <b>7,225,289.18</b> | <b>5,557,559.80</b> |

**FY2015-2016**  
**GILLESPIE COUNTY, TEXAS**  
**STATEMENT OF**  
**Fund Cash/ Investment Balances of All County Funds Managed By County Treasurer**

| FUND DESCRIPTION<br>ACTIVE FUNDS |                                     | FY2016              | FY2015                        | FY2014              | FY2013              | FY2012            | FY2011            | FY2010            | FY2009            | FY2008            | FY2007            | FY2006            | FY2005            |
|----------------------------------|-------------------------------------|---------------------|-------------------------------|---------------------|---------------------|-------------------|-------------------|-------------------|-------------------|-------------------|-------------------|-------------------|-------------------|
|                                  |                                     | As of 02.29.2016    | As Of Fiscal Year Ending Date |                     |                     |                   |                   |                   |                   |                   |                   |                   |                   |
| <b>SPECIAL REVENUE</b>           |                                     |                     |                               |                     |                     |                   |                   |                   |                   |                   |                   |                   |                   |
| F20                              | Law Library                         | 5,743.12            | 7,760.46                      | 13,480.79           | 22,378.86           | 28,338.91         | 39,192.23         | 43,400.98         | 41,852.55         | 42,419.59         | 40,079.68         | 36,066.66         | 31,284.42         |
| F21                              | Lateral Road Precinct Depts         |                     |                               |                     |                     |                   |                   |                   |                   | 31,328.62         | 18,897.94         | 0.00              | 12,377.05         |
|                                  | Precinct No 1                       | 13,291.39           | 6,633.18                      | 0.00                | 0.00                | 0.00              | 0.00              | 0.00              | 0.00              |                   |                   |                   |                   |
|                                  | Precinct No 2                       | 6,658.22            | 0.00                          | 0.00                | 0.00                | 0.00              | 0.00              | 0.00              | 0.00              |                   |                   |                   |                   |
|                                  | Precinct No 3                       | 6,658.22            | 0.00                          | 0.00                | 0.00                | 0.00              | 0.00              | 0.00              | 0.00              |                   |                   |                   |                   |
|                                  | Precinct No 4                       | 6,658.22            | 0.00                          | 0.00                | 0.00                | 0.00              | 0.00              | 0.00              | 0.00              |                   |                   |                   |                   |
| F24                              | Probate Training                    | 30,511.06           | 29,772.98                     | 26,340.90           | 23,622.04           | 19,141.40         | 16,237.87         | 12,211.95         | 9,105.91          | 5,897.08          | 3,645.71          | 3,765.83          | 3,195.83          |
| F25                              | Court Reporter Service              | 1,787.44            | 467.33                        | 236.68              | 2,457.15            | 772.43            | 531.72            | 3,586.72          | 3,925.99          | 4,749.95          | 4,047.90          | 5,121.28          | 5,477.58          |
| F28                              | County Records Mgt                  | 94,412.68           | 91,506.18                     | 83,503.81           | 75,768.96           | 68,085.54         | 60,798.05         | 85,746.02         | 83,499.27         | 78,601.53         | 67,393.03         | 58,717.22         | 51,017.76         |
| F29                              | County Clerk Rcds Mgt               | 119,713.79          | 103,515.09                    | 86,517.49           | 60,025.77           | 49,201.97         | 50,654.52         | 68,198.97         | 73,472.48         | 70,443.27         | 82,242.00         | 72,150.57         | 72,669.38         |
| F30                              | Sheriff Forfeiture                  | 51,472.35           | 37,627.93                     | 15,712.92           | 15,899.44           | 11,441.71         | 7,858.55          | 9,611.45          | 9,686.21          | 7,929.49          | 7,672.56          | 7,249.58          | 5,649.05          |
| F97                              | Sheriff Abandoned Vehicle           | 1,202.73            | 1,201.61                      | 1,199.37            | 1,197.57            | 1,195.50          | 1,193.43          | 1,191.12          | 1,188.59          |                   |                   |                   |                   |
| F31                              | Justice Court Bldg Security         | 30,335.17           | 29,522.59                     | 27,149.25           | 24,171.38           | 21,074.90         | 18,274.01         | 14,515.70         | 10,916.77         | 7,584.19          | 4,002.12          | 1,179.63          |                   |
| F32                              | Courthouse Security                 | 1,102.74            | 2,097.39                      | 12,630.03           | 44,053.70           | 71,743.76         | 102,026.09        | 130,994.24        | 144,526.10        | 135,480.79        | 121,098.83        | 107,026.56        | 97,568.68         |
| F34                              | Distist Clerk Records Mgmt          | 7,663.97            | 7,114.22                      | 5,630.28            | 5,335.50            | 3,698.05          | 5,990.38          | 4,439.59          | 2,786.99          | 1,052.78          | 1,379.12          | 3,360.24          | 2,440.00          |
| F35                              | County & District Courts Technology | 17,926.46           | 16,756.67                     | 13,523.64           | 11,667.87           | 8,337.60          | 5,132.39          | 1,816.93          |                   |                   |                   |                   |                   |
| F36                              | Occupacy Tax                        | 607,074.15          | 538,177.10                    | 447,100.78          | 390,614.91          | 338,673.95        | 308,813.75        | 320,237.64        | 317,065.36        | 247,888.90        | 119,121.10        | 0.00              |                   |
| F37                              | Pretrial Intervention               | 124,525.71          | 123,025.71                    | 123,025.71          | 122,525.71          | 114,790.71        | 66,662.71         | 28,926.64         | 13,800.00         | 7,300.00          |                   |                   |                   |
| F51                              | Justice Court Technology            | 115,476.97          | 112,119.89                    | 102,554.58          | 90,599.26           | 78,070.58         | 74,024.21         | 58,891.29         | 45,290.75         | 33,688.80         | 21,166.16         | 9,714.42          | 4,805.84          |
| F72                              | Airport Operating                   | 1,054,590.94        | 1,037,772.61                  | 598,769.47          | 573,788.08          | 89,165.48         | 23,728.30         | 11,341.82         | 73,880.94         | 31,324.65         | 16,738.96         | 39,251.50         | 24,529.76         |
| F78                              | LEOSE-Sheriff                       | 8,069.91            | 4,028.28                      | 2,058.58            | 0.00                | 1,126.08          | 4,026.08          | 2,976.21          | 7,014.12          | 5,446.60          | 4,467.33          | 3,818.12          | 2,074.71          |
| F79                              | LEOSE-Constable 1                   | 8,038.15            | 8,038.15                      | 7,379.00            | 6,728.73            | 6,728.73          | 6,748.73          | 6,086.06          | 5,498.36          | 4,837.67          | 4,167.79          | 3,560.06          | 2,890.67          |
| F82                              | LEOSE-Constable 2                   | 5,984.48            | 5,984.48                      | 6,105.88            | 5,455.61            | 5,455.61          | 5,455.61          | 5,537.84          | 5,421.92          | 4,761.23          | 4,091.35          | 3,785.87          | 3,116.48          |
| F81                              | Tax Assessor M V I                  | 106.75              | 106.75                        | 106.75              | 106.75              | 106.75            | 95.92             | 73.66             | 73.66             | 0.00              | 2,290.79          | 2,178.41          | 1,833.73          |
| F40                              | Sheriff Equitable Sharing           | 1,203.19            | 1,202.07                      | 1,200.17            |                     |                   |                   |                   |                   |                   |                   |                   |                   |
|                                  | <b>Sub-Totals</b>                   |                     |                               |                     |                     |                   |                   |                   |                   |                   |                   |                   |                   |
|                                  | <b>Special Revenue</b>              | <b>2,320,207.81</b> | <b>2,164,430.67</b>           | <b>1,574,226.08</b> | <b>1,476,397.29</b> | <b>917,149.66</b> | <b>797,444.55</b> | <b>809,784.83</b> | <b>849,005.97</b> | <b>720,735.14</b> | <b>522,502.37</b> | <b>356,945.95</b> | <b>320,930.94</b> |

**FY2015-2016**  
**GILLESPIE COUNTY, TEXAS**  
**STATEMENT OF**  
**Fund Cash/ Investment Balances of All County Funds Managed By County Treasurer**

| FUND DESCRIPTION<br>ACTIVE FUNDS | FY2016 | FY2015 | FY2014 | FY2013 | FY2012 | FY2011 | FY2010 | FY2009 | FY2008 | FY2007 | FY2006 | FY2005 |
|----------------------------------|--------|--------|--------|--------|--------|--------|--------|--------|--------|--------|--------|--------|
|----------------------------------|--------|--------|--------|--------|--------|--------|--------|--------|--------|--------|--------|--------|

As of 02.29.2016

As Of Fiscal Year Ending Date

**SPECIAL REVENUE ... GRANTS**

|     |  |               |               |                  |                    |               |               |               |               |               |                 |                 |              |
|-----|--|---------------|---------------|------------------|--------------------|---------------|---------------|---------------|---------------|---------------|-----------------|-----------------|--------------|
| F11 | Grants ... General - Energy Efficiency                                   | 0.00          | 0.00          | 0.00             | 0.00               | 0.00          | 38.98         |               |               |               |                 |                 |              |
| F11 | Grants ... Law Enforcement,<br>Emergency Services P25 Compliant<br>Radio | 0.00          | 0.00          | 75,248.14        | (78,346.14)        | 0.00          |               |               |               |               |                 |                 |              |
| F54 | PML...Loan Star Grant  | 258.39        | 258.39        | 258.39           | 258.39             | 258.39        | 258.39        | 254.04        | 345.29        | 522.91        | 293.50          | 65.12           | 28.36        |
| F54 | PML...PAC-HUG Grant  | 211.40        | 211.40        | 211.40           | 211.40             | 211.40        | 211.40        | 211.40        | 211.06        | 209.40        | 6,634.72        | 6,307.45        |              |
| F71 | Airport Capital Project Grant  | 15.18         | 15.18         | 15.18            | 11,795.25          |               |               |               |               |               |                 |                 |              |
|     | <b>Sub-Totals</b>  |               |               |                  |                    |               |               |               |               |               |                 |                 |              |
|     | <b>Special Revenue ... Grants</b>  | <b>484.97</b> | <b>484.97</b> | <b>75,733.11</b> | <b>(66,081.10)</b> | <b>469.79</b> | <b>508.77</b> | <b>465.44</b> | <b>556.35</b> | <b>732.31</b> | <b>6,928.22</b> | <b>6,372.57</b> | <b>28.36</b> |

**CERTIFICATES OF OBLIGATION BONDS and GENERAL OBLIGATION BONDS**  
**Operating Accounts**

|     |                                  |                   |                   |                     |                      |             |             |             |             |             |             |             |             |
|-----|----------------------------------|-------------------|-------------------|---------------------|----------------------|-------------|-------------|-------------|-------------|-------------|-------------|-------------|-------------|
| F61 | GOB Series 2013 ... Jail Project | 379,680.99        | 491,873.19        | 5,249,856.00        | 13,952,401.46        |             |             |             |             |             |             |             |             |
|     | <b>Sub-Totals</b>                |                   |                   |                     |                      |             |             |             |             |             |             |             |             |
|     | <b>COB ... GOB Operating</b>     | <b>379,680.99</b> | <b>491,873.19</b> | <b>5,249,856.00</b> | <b>13,952,401.46</b> | <b>0.00</b> | <b>0.00</b> | <b>0.00</b> | <b>0.00</b> | <b>0.00</b> | <b>0.00</b> | <b>0.00</b> | <b>0.00</b> |

**CERTIFICATES OF OBLIGATION BONDS and GENERAL OBLIGATION BONDS**  
**Interest & Sinking Accounts**

|     |   |                   |                   |                   |                  |                  |                  |                 |                 |                  |                  |                  |                  |
|-----|---|-------------------|-------------------|-------------------|------------------|------------------|------------------|-----------------|-----------------|------------------|------------------|------------------|------------------|
| F62 | GOB Series 2013 ... Interest &<br>Sinking                             | 521,556.52        | 176,091.44        | 186,733.10        | 33,431.94        |                  |                  |                 |                 |                  |                  |                  |                  |
| F53 | COB Series 2001 / GOB Refunding<br>Series 2013 ... Interest & Sinking | 57,258.24         | 22,393.57         | 30,914.07         | 37,851.74        | 30,199.42        | 28,061.84        | 2,624.28        | 8,069.04        | 82,110.37        | 95,558.09        | 31,073.48        | 23,260.33        |
|     | <b>Sub-Totals</b>   |                   |                   |                   |                  |                  |                  |                 |                 |                  |                  |                  |                  |
|     | <b>COB ... GOB I&amp;S</b>  | <b>578,814.76</b> | <b>198,485.01</b> | <b>217,647.17</b> | <b>71,283.68</b> | <b>30,199.42</b> | <b>28,061.84</b> | <b>2,624.28</b> | <b>8,069.04</b> | <b>82,110.37</b> | <b>95,558.09</b> | <b>31,073.48</b> | <b>23,260.33</b> |

**FY2015-2016  
GILLESPIE COUNTY, TEXAS  
STATEMENT OF  
Fund Cash/ Investment Balances of All County Funds Managed By County Treasurer**

| FUND DESCRIPTION<br>ACTIVE FUNDS | FY2016 | FY2015 | FY2014 | FY2013 | FY2012 | FY2011 | FY2010 | FY2009 | FY2008 | FY2007 | FY2006 | FY2005 |
|----------------------------------|--------|--------|--------|--------|--------|--------|--------|--------|--------|--------|--------|--------|
|----------------------------------|--------|--------|--------|--------|--------|--------|--------|--------|--------|--------|--------|--------|

As of 02.29.2016

As Of Fiscal Year Ending Date

| <b>TRUST and AGENCY</b> |  |                   |                   |                   |                   |                   |                   |                   |                   |                   |                   |                   |                   |
|-------------------------|--|-------------------|-------------------|-------------------|-------------------|-------------------|-------------------|-------------------|-------------------|-------------------|-------------------|-------------------|-------------------|
| F22                     | Criminal Justice                         | 13,290.83         | 54,332.95         | 56,439.35         | 62,059.07         | 51,843.04         | 61,241.11         | 72,063.98         | 65,435.27         | 86,647.15         | 71,204.17         | 56,514.01         | 47,492.20         |
| F27                     | Waste Water                              | 520.00            | 650.00            | 610.00            | 500.00            | 660.00            | 450.00            | 630.00            | 590.00            | 910.00            | 300.00            | 2,500.00          | 1,090.00          |
| F80                     | County Attorney Hot Check                | 11,314.60         | 11,784.05         | 11,142.69         | 17,676.23         | 21,388.16         | 14,191.24         | 6,555.71          | 23,288.36         | 13,177.74         | 8,791.79          | 9,641.14          | 9,240.53          |
| F89                     | McDermott (PML)                          | 138,851.55        | 138,721.86        | 144,339.67        | 145,002.86        | 144,748.09        | 155,460.28        | 157,606.59        | 157,267.26        | 155,991.94        | 150,937.08        | 143,185.65        | 138,423.71        |
| F92                     | Breiten (PML)                            | 206,770.24        | 207,231.35        | 213,777.98        | 232,518.32        | 242,104.78        | 263,175.02        | 295,903.52        | 295,266.14        | 292,871.78        | 283,381.35        | 374,330.42        | 416,034.73        |
| F85                     | Justice Peace No 1                       | 69,403.97         | 39,391.40         | 36,196.17         | 38,870.87         | 32,802.78         | 31,544.44         | 42,704.30         | 27,861.46         | 32,606.50         | 31,714.74         | 31,364.72         | 20,388.07         |
| F86                     | Justice Peace No 2                       | 22,157.92         | 16,066.07         | 25,655.83         | 23,579.31         | 23,495.92         | 25,400.31         | 30,650.37         | 26,998.27         | 29,161.96         | 34,657.77         | 22,634.54         | 22,782.46         |
| F83                     | Appellate Judicial                       | 548.28            | 777.34            | 703.81            | 1,315.45          | 1,354.03          | 1,180.92          | 1,181.94          | 1,075.75          | 1,547.53          | 1,154.53          | 1,161.47          | 819.50            |
| F84                     | Alternative Dispute                      | 1,011.41          | 2,195.50          | 720.00            | 1,796.86          | 1,493.98          | 2,087.71          | 1,840.22          | 1,664.85          | 1,697.66          | 2,052.55          | 2,024.68          | 6,530.00          |
| F90                     | Unclaimed Monies                         | 54,211.45         | 54,211.45         | 55,949.27         | 50,746.77         | 48,698.94         | 47,544.20         | 47,757.66         | 46,394.14         | 43,344.41         | 36,840.41         | 5,213.28          | 4,961.20          |
| F94                     | County Clerk Operating                   | 45,539.04         | 42,645.44         | 43,947.02         | 33,039.61         | 38,409.66         | 32,375.08         | 41,376.98         |                   |                   |                   |                   |                   |
| F95                     | District Clerk Operating                 | 67,316.51         | 71,669.36         | 86,979.66         | 41,113.16         | 41,651.53         | 48,532.38         | 47,975.16         |                   |                   |                   |                   |                   |
|                         | <b>Sub-Totals<br/>Trust &amp; Agency</b> | <b>630,935.80</b> | <b>639,676.77</b> | <b>676,461.45</b> | <b>648,218.51</b> | <b>648,650.91</b> | <b>683,182.69</b> | <b>746,246.43</b> | <b>645,841.50</b> | <b>657,956.67</b> | <b>621,034.39</b> | <b>648,569.91</b> | <b>667,762.40</b> |

|  |                                    |                            |                      |                      |                      |                     |                      |                      |                      |                      |                      |                     |                     |
|--|------------------------------------|----------------------------|----------------------|----------------------|----------------------|---------------------|----------------------|----------------------|----------------------|----------------------|----------------------|---------------------|---------------------|
|  | <b>TOTALS<br/>ALL ACTIVE FUNDS</b> | <b>22,828,117.19</b>       | <b>15,336,745.28</b> | <b>18,465,593.52</b> | <b>25,364,535.29</b> | <b>9,249,879.69</b> | <b>10,060,270.39</b> | <b>11,397,113.31</b> | <b>12,204,250.10</b> | <b>11,605,987.27</b> | <b>10,442,270.26</b> | <b>8,268,251.09</b> | <b>6,569,541.83</b> |
|  |                                    | FY2016<br>As of 02.29.2016 | FY2015               | FY2014               | FY2013               | FY2012              | FY2011               | FY2010               | FY2009               | FY2008               | FY2007               | FY2006              | FY2005              |

**FY2015-2016**  
**GILLESPIE COUNTY, TEXAS**  
**STATEMENT OF**  
**Fund Cash/ Investment Balances of All County Funds Managed By County Treasurer**

| FUND DESCRIPTION<br>INACTIVE FUNDS | FY2016 | FY2015 | FY2014 | FY2013 | FY2012 | FY2011 | FY2010 | FY2009 | FY2008 | FY2007 | FY2006 | FY2005 |
|------------------------------------|--------|--------|--------|--------|--------|--------|--------|--------|--------|--------|--------|--------|
|------------------------------------|--------|--------|--------|--------|--------|--------|--------|--------|--------|--------|--------|--------|

As of 02.29.2016

As Of Fiscal Year Ending Date

| INACTIVE FUNDS                       |                                 |             |             |             |             |             |             |                 |                  |                  |                  |                  |                  |
|--------------------------------------|---------------------------------|-------------|-------------|-------------|-------------|-------------|-------------|-----------------|------------------|------------------|------------------|------------------|------------------|
| F99                                  | Light Up The Block              |             | 0.00        | 3.48        | 3.48        | 3.48        | 3.48        | 73.05           | 90.54            | 47.76            | 0.00             | 0.00             |                  |
| F87                                  | Flora Eckert                    |             |             |             |             | 0.00        | 0.00        | 2,633.35        | 4,511.42         | 6,484.28         | 6,274.17         | 5,951.99         | 5,682.06         |
| F49                                  | Homeland Security (2)           |             |             |             |             | 0.00        | 0.00        | 0.00            | 0.00             | 0.00             | 0.00             | 0.00             |                  |
| F50                                  | Homeland Security               |             |             |             |             | 0.00        | 0.00        | 0.00            | 0.00             | 0.00             | 100.00           | 0.00             |                  |
| F88                                  | Krikorian                       |             |             |             |             | 0.00        | 0.00        | 28,000.00       | 26,700.71        | 25,835.51        | 25,117.93        | 24,942.10        |                  |
| F38                                  | Intoxication/Drug Court         |             |             |             |             | 0.00        | 0.00        | 0.00            | 869.40           |                  |                  |                  |                  |
| F33                                  | Graffiti Eradication            |             |             |             |             | 0.00        | 0.00        | 0.00            | 0.00             | 0.00             | 0.00             | 0.00             |                  |
| F52                                  | COB Series 2001                 |             |             |             |             | 0.00        | 0.00        | 0.00            | 0.00             | 0.00             | 0.00             | 0.00             |                  |
| F--                                  | County Court Records Archive... |             |             |             |             |             |             | 0.00            | 0.00             | 0.00             | 0.00             | 0.00             |                  |
| F55                                  | TIF Grant                       |             |             |             |             |             |             |                 |                  |                  |                  |                  |                  |
| F56                                  | 1997 TCHCA-Fbg                  |             |             |             |             |             |             |                 |                  |                  |                  |                  |                  |
| F74                                  | Airport Economic                |             |             |             |             |             |             |                 |                  |                  |                  |                  |                  |
| F60                                  | Post Office Certificates        |             |             |             |             |             |             |                 |                  |                  |                  |                  |                  |
| F26                                  | Historical Commission           |             |             |             |             |             |             |                 |                  |                  |                  |                  |                  |
| F57                                  | Harper-1996TCDP                 |             |             |             |             |             |             |                 |                  |                  |                  |                  |                  |
| F58                                  | Stonewall Grant #2              |             |             |             |             |             |             |                 |                  |                  |                  |                  |                  |
| F59                                  | Stonewall Grant #1              |             |             |             |             |             |             |                 |                  |                  |                  |                  |                  |
| F91                                  | DWI Educational                 |             |             |             |             |             |             |                 |                  |                  |                  |                  |                  |
| F73                                  | Airport Master                  |             |             |             |             |             |             |                 |                  |                  |                  |                  |                  |
| F14                                  | Internal Inventory              |             |             |             |             |             |             |                 |                  |                  |                  |                  |                  |
| <b>TOTALS<br/>ALL INACTIVE FUNDS</b> |                                 | <b>0.00</b> | <b>0.00</b> | <b>0.00</b> | <b>0.00</b> | <b>0.00</b> | <b>0.00</b> | <b>2,633.35</b> | <b>32,511.42</b> | <b>34,054.39</b> | <b>32,109.68</b> | <b>31,169.92</b> | <b>30,624.16</b> |

|                             |                      |                      |                      |                      |                     |                      |                               |                      |                      |                      |                     |                     |
|-----------------------------|----------------------|----------------------|----------------------|----------------------|---------------------|----------------------|-------------------------------|----------------------|----------------------|----------------------|---------------------|---------------------|
| <b>TOTALS<br/>ALL FUNDS</b> | <b>22,828,117.19</b> | <b>15,336,745.28</b> | <b>18,465,593.52</b> | <b>25,364,535.29</b> | <b>9,249,879.69</b> | <b>10,060,270.39</b> | <b>11,399,746.66</b>          | <b>12,236,761.52</b> | <b>11,640,041.66</b> | <b>10,474,379.94</b> | <b>8,299,421.01</b> | <b>6,600,165.99</b> |
|                             | FY2016               | FY2015               | FY2014               | FY2013               | FY2012              | FY2011               | FY2010                        | FY2009               | FY2008               | FY2007               | FY2006              | FY2005              |
|                             | As of 02.29.2016     |                      |                      |                      |                     |                      | As Of Fiscal Year Ending Date |                      |                      |                      |                     |                     |

**GILLESPIE COUNTY, TEXAS  
STATEMENT OF  
Maintenance & Operating Accounts**

|   |  | FY2016<br>as of<br>02.29.2016               | FY2015               | FY2014               | FY2013               | FY2012               | FY2011                | FY2010               | FY2009               | FY2008               | FY2007               | FY2006               | FY2005               | FY2004              |
|---|--|---|----------------------|----------------------|----------------------|----------------------|-----------------------|----------------------|----------------------|----------------------|----------------------|----------------------|----------------------|---------------------|
|   |  | As Of Fiscal Year Ending Date               |                      |                      |                      |                      |                       |                      |                      |                      |                      |                      |                      |                     |
| GENERAL and<br>ROAD & BRIDGE<br>Maintenance & Operating           |  | Revenues<br>Inclusive Interfund Allocations |                      |                      |                      |                      |                       |                      |                      |                      |                      |                      |                      |                     |
| <b>General M&amp;O</b>  |  |   |                      |                      |                      |                      |                       |                      |                      |                      |                      |                      |                      |                     |
| F10   | General Fund   | 11,074,766.56                               | 14,328,862.53        | 12,755,375.08        | 12,660,309.58        | 10,657,906.95        | 10,270,640.00         | 10,012,774.28        | 10,028,550.21        | 9,924,012.18         | 9,490,558.36         | 8,835,351.86         | 7,552,137.53         | 6,694,818.95        |
|   | <b>General Fund<br/>Over(Under) Prior<br/>Period</b>                     | <b>(3,254,095.97)</b>                       | <b>1,573,487.45</b>  | <b>95,065.50</b>     | <b>2,002,402.63</b>  | <b>387,266.95</b>    | <b>257,865.72</b>     | <b>(15,775.93)</b>   | <b>104,538.03</b>    | <b>433,453.82</b>    | <b>655,206.50</b>    | <b>1,283,214.33</b>  | <b>857,318.58</b>    |                     |
|   | <b>General Fund<br/>Cumulative<br/>Change for Periods<br/>Shown</b>      | <b>4,379,947.61</b>                         | <b>7,634,043.58</b>  | <b>6,060,556.13</b>  | <b>5,965,490.63</b>  | <b>3,963,088.00</b>  | <b>3,575,821.05</b>   | <b>3,317,955.33</b>  | <b>3,333,731.26</b>  | <b>3,229,193.23</b>  | <b>2,795,739.41</b>  | <b>2,140,532.91</b>  | <b>857,318.58</b>    |                     |
| <b>Road &amp; Bridge M&amp;O</b>                                  |  |   |                      |                      |                      |                      |                       |                      |                      |                      |                      |                      |                      |                     |
| F15   | County Wide  | 2,077,651.76                                | 2,505,423.71         | 2,340,392.13         | 2,406,186.26         | 2,332,689.79         | 2,238,480.99          | 2,655,743.60         | 2,455,013.90         | 2,407,977.22         | 1,729,457.34         | 1,503,999.95         | 1,460,739.18         | 1,803,469.90        |
| F16   | Precinct No 1  | 175,956.34                                  | 553,250.36           | 562,311.15           | 535,823.96           | 495,287.80           | 435,659.70            | 744,672.18           | 777,666.49           | 466,454.42           | 389,503.85           | 464,726.41           | 353,441.58           | 363,007.70          |
| F17   | Precinct No 2  | 144,218.61                                  | 501,916.42           | 470,090.32           | 458,483.76           | 393,971.07           | 360,599.55            | 696,129.62           | 488,100.77           | 437,920.95           | 414,722.93           | 340,778.11           | 382,243.78           | 249,193.16          |
| F18   | Precinct No 3  | 181,651.97                                  | 835,249.40           | 653,606.04           | 774,237.93           | 893,200.46           | 815,249.25            | 827,083.23           | 773,976.99           | 580,570.58           | 415,908.20           | 451,128.21           | 381,907.46           | 446,687.99          |
| F19   | Precinct No 4  | <u>167,317.56</u>                           | <u>518,659.61</u>    | <u>444,169.11</u>    | <u>503,497.57</u>    | <u>395,510.13</u>    | <u>490,546.26</u>     | <u>554,193.35</u>    | <u>558,733.58</u>    | <u>486,036.38</u>    | <u>388,009.34</u>    | <u>303,825.82</u>    | <u>350,971.44</u>    | <u>248,722.06</u>   |
|   | Sub-Total R&B  | 2,746,796.24                                | 4,914,499.50         | 4,470,568.75         | 4,678,229.48         | 4,510,659.25         | 4,340,535.75          | 5,477,821.98         | 5,053,491.73         | 4,378,959.55         | 3,337,601.66         | 3,064,458.50         | 2,929,303.44         | 3,111,080.81        |
|   | <b>Road &amp; Bridge<br/>Over(Under) Prior<br/>Period</b>                | <b>(2,167,703.26)</b>                       | <b>443,930.75</b>    | <b>(207,660.73)</b>  | <b>167,570.23</b>    | <b>170,123.50</b>    | <b>(1,137,286.23)</b> | <b>424,330.25</b>    | <b>674,532.18</b>    | <b>1,041,357.89</b>  | <b>273,143.16</b>    | <b>135,155.06</b>    | <b>(181,777.37)</b>  |                     |
|   | <b>Road &amp; Bridge<br/>Cumulative<br/>Change for Periods<br/>Shown</b> | <b>(364,284.57)</b>                         | <b>1,803,418.69</b>  | <b>1,359,487.94</b>  | <b>1,567,148.67</b>  | <b>1,399,578.44</b>  | <b>1,229,454.94</b>   | <b>2,366,741.17</b>  | <b>1,942,410.92</b>  | <b>1,267,878.74</b>  | <b>226,520.85</b>    | <b>(46,622.31)</b>   | <b>(181,777.37)</b>  |                     |
| <b>Overall Totals<br/>General / Road &amp; Bridge<br/>M&amp;O</b> |  | <b>13,821,562.80</b>                        | <b>19,243,362.03</b> | <b>17,225,943.83</b> | <b>17,338,539.06</b> | <b>15,168,566.20</b> | <b>14,611,175.75</b>  | <b>15,490,596.26</b> | <b>15,082,041.94</b> | <b>14,302,971.73</b> | <b>12,828,160.02</b> | <b>11,899,810.36</b> | <b>10,481,440.97</b> | <b>9,805,899.76</b> |
|   | <b>Overall<br/>Over(Under) Prior<br/>Period</b>                          | <b>(5,421,799.23)</b>                       | <b>2,017,418.20</b>  | <b>(112,595.23)</b>  | <b>2,169,972.86</b>  | <b>557,390.45</b>    | <b>(879,420.51)</b>   | <b>408,554.32</b>    | <b>779,070.21</b>    | <b>1,474,811.71</b>  | <b>928,349.66</b>    | <b>1,418,369.39</b>  | <b>675,541.21</b>    |                     |
|   | <b>Overall<br/>Cumulative<br/>Change for Periods<br/>Shown</b>           | <b>4,015,663.04</b>                         | <b>9,437,462.27</b>  | <b>7,420,044.07</b>  | <b>7,532,639.30</b>  | <b>5,362,866.44</b>  | <b>4,805,275.99</b>   | <b>5,684,696.50</b>  | <b>5,276,142.18</b>  | <b>4,497,071.97</b>  | <b>3,022,260.26</b>  | <b>2,093,910.60</b>  | <b>675,541.21</b>    |                     |



GILLESPIE COUNTY, TEXAS  
STATEMENT OF  
Maintenance & Operating Accounts

|  | FY2016<br>as of<br>02.29.2016                                   | FY2015               | FY2014  | FY2013               | FY2012               | FY2011               | FY2010               | FY2009               | FY2008               | FY2007               | FY2006               | FY2005               | FY2004              |
|--|---|----------------------|---|----------------------|----------------------|----------------------|----------------------|----------------------|----------------------|----------------------|----------------------|----------------------|---------------------|
|  | As Of Fiscal Year Ending Date                                   |                      |   |                      |                      |                      |                      |                      |                      |                      |                      |                      |                     |
| GENERAL and<br>ROAD & BRIDGE<br>Maintenance & Operating                  | Expenditures<br>Inclusive Interfund Allocations and Adjustments |                      |   |                      |                      |                      |                      |                      |                      |                      |                      |                      |                     |
| <b>General M&amp;O</b>   |   |                      |   |                      |                      |                      |                      |                      |                      |                      |                      |                      |                     |
| F10 General Fund   | 5,104,162.15  | 13,330,681.60        | 11,257,551.22   | 11,112,752.15        | 11,375,074.01        | 11,229,203.92        | 11,216,896.27        | 9,623,582.79         | 8,938,209.20         | 8,010,116.74         | 7,208,872.17         | 7,187,414.03         | 6,314,580.06        |
|  |   |                      | Includes FY2014 year end<br>adjustment of \$75,248.14 from<br>F11 Grants, Law Enforcement |                      |                      |                      |                      |                      |                      |                      |                      |                      |                     |
| <b>General Fund<br/>Over/(Under) Prior<br/>Period</b>                    | <b>(8,226,519.45)</b>   | <b>2,073,130.38</b>  | <b>144,799.07</b>   | <b>(262,321.86)</b>  | <b>145,870.09</b>    | <b>12,307.65</b>     | <b>1,593,313.48</b>  | <b>685,373.59</b>    | <b>928,092.46</b>    | <b>801,244.57</b>    | <b>21,458.14</b>     | <b>872,833.97</b>    |                     |
| <b>General Fund<br/>Cumulative<br/>Change for Periods<br/>Shown</b>      | <b>(1,210,417.91)</b>   | <b>7,016,101.54</b>  | <b>4,942,971.16</b>   | <b>4,798,172.09</b>  | <b>5,060,493.95</b>  | <b>4,914,623.86</b>  | <b>4,902,316.21</b>  | <b>3,309,002.73</b>  | <b>2,623,629.14</b>  | <b>1,695,536.68</b>  | <b>894,292.11</b>    | <b>872,833.97</b>    |                     |
| <b>Road &amp; Bridge M&amp;O</b>   |   |                      |   |                      |                      |                      |                      |                      |                      |                      |                      |                      |                     |
| F15 County Wide  | 777,491.30  | 2,542,201.07         | 2,247,183.46  | 2,389,782.54         | 2,311,616.01         | 2,221,870.78         | 2,840,065.86         | 2,629,455.11         | 2,084,025.99         | 1,678,201.23         | 1,614,751.82         | 1,644,613.21         | 1,436,802.68        |
| F16 Precinct No 1  | 317,883.95  | 526,670.03           | 561,604.30  | 539,715.25           | 564,375.15           | 541,345.70           | 634,914.90           | 627,052.73           | 594,982.30           | 315,556.86           | 397,515.00           | 365,672.92           | 340,012.45          |
| F17 Precinct No 2  | 116,517.59  | 484,911.14           | 482,431.40  | 454,224.64           | 425,205.70           | 507,911.10           | 484,448.40           | 500,662.33           | 414,075.66           | 329,642.17           | 355,107.73           | 325,596.47           | 313,286.90          |
| F18 Precinct No 3  | 226,373.07  | 710,160.92           | 776,109.44  | 763,659.68           | 940,485.03           | 869,425.61           | 659,661.93           | 678,577.71           | 748,114.64           | 285,693.00           | 409,355.72           | 362,931.51           | 504,242.39          |
| F19 Precinct No 4  | <u>202,936.55</u>   | <u>478,612.31</u>    | <u>511,709.75</u>   | <u>449,499.26</u>    | <u>449,472.93</u>    | <u>528,338.43</u>    | <u>517,393.81</u>    | <u>466,386.81</u>    | <u>575,358.35</u>    | <u>237,992.01</u>    | <u>246,478.54</u>    | <u>297,748.19</u>    | <u>298,140.85</u>   |
| Sub-Total R&B  | 1,641,202.46  | 4,742,555.47         | 4,579,038.35  | 4,596,881.37         | 4,691,154.82         | 4,668,891.62         | 5,136,484.90         | 4,902,134.69         | 4,416,556.94         | 2,847,085.27         | 3,023,208.81         | 2,996,562.30         | 2,892,485.27        |
| <b>Road &amp; Bridge<br/>Over/(Under) Prior<br/>Period</b>               | <b>(3,101,353.01)</b>   | <b>163,517.12</b>    | <b>(17,843.02)</b>  | <b>(94,273.45)</b>   | <b>22,263.20</b>     | <b>(467,593.28)</b>  | <b>234,350.21</b>    | <b>485,577.75</b>    | <b>1,569,471.67</b>  | <b>(176,123.54)</b>  | <b>26,646.51</b>     | <b>104,077.03</b>    |                     |
| <b>Road &amp; Bridge<br/>Cumulative<br/>Change for Periods<br/>Shown</b> | <b>(1,251,282.81)</b>   | <b>1,850,070.20</b>  | <b>1,686,553.08</b>   | <b>1,704,396.10</b>  | <b>1,798,669.55</b>  | <b>1,776,406.35</b>  | <b>2,243,999.63</b>  | <b>2,009,649.42</b>  | <b>1,524,071.67</b>  | <b>(45,400.00)</b>   | <b>130,723.54</b>    | <b>104,077.03</b>    |                     |
| <b>Overall Totals<br/>General / Road &amp; Bridge<br/>M&amp;O</b>        | <b>6,745,364.61</b>   | <b>18,073,237.07</b> | <b>15,836,589.57</b>  | <b>15,709,633.52</b> | <b>16,066,228.83</b> | <b>15,898,095.54</b> | <b>16,353,381.17</b> | <b>14,525,717.48</b> | <b>13,354,766.14</b> | <b>10,857,202.01</b> | <b>10,232,080.98</b> | <b>10,183,976.33</b> | <b>9,207,065.33</b> |
| <b>Overall<br/>Over/(Under) Prior<br/>Period</b>                         | <b>(11,327,872.46)</b>  | <b>2,363,603.55</b>  | <b>126,956.05</b>   | <b>(356,595.31)</b>  | <b>168,133.29</b>    | <b>(455,285.63)</b>  | <b>1,827,663.69</b>  | <b>1,170,951.34</b>  | <b>2,497,564.13</b>  | <b>625,121.03</b>    | <b>48,104.65</b>     | <b>976,911.00</b>    |                     |
| <b>Overall<br/>Cumulative<br/>Change for Periods<br/>Shown</b>           | <b>(2,461,700.72)</b>   | <b>8,866,171.74</b>  | <b>6,629,524.24</b>   | <b>6,502,568.19</b>  | <b>6,859,163.50</b>  | <b>6,891,030.21</b>  | <b>7,146,315.84</b>  | <b>5,318,652.15</b>  | <b>4,147,700.81</b>  | <b>1,650,136.68</b>  | <b>1,025,015.65</b>  | <b>976,911.00</b>    |                     |

GILLESPIE COUNTY, TEXAS  
STATEMENT OF  
Maintenance & Operating Accounts

|  | FY2016<br>as of<br>02.29.2016   | FY2015              | FY2014              | FY2013              | FY2012                | FY2011                | FY2010                | FY2009              | FY2008                | FY2007              | FY2006              | FY2005              | FY2004             |
|--|---|---------------------|---------------------|---------------------|-----------------------|-----------------------|-----------------------|---------------------|-----------------------|---------------------|---------------------|---------------------|--------------------|
|  | As Of Fiscal Year Ending Date   |                     |                     |                     |                       |                       |                       |                     |                       |                     |                     |                     |                    |
| GENERAL and<br>ROAD & BRIDGE<br>Maintenance & Operating    | Net Change for Periods Shown<br>Revenues Less Expenditures<br>Inclusive Interfund Allocations and Adjustments |                     |                     |                     |                       |                       |                       |                     |                       |                     |                     |                     |                    |
| <b>General M&amp;O</b>                                     |   |                     |                     |                     |                       |                       |                       |                     |                       |                     |                     |                     |                    |
| F10 General Fund   | 5,970,604.41  | 998,180.93          | 1,497,823.86        | 1,547,557.43        | (717,167.06)          | (958,563.92)          | (1,204,121.99)        | 404,967.42          | 985,802.98            | 1,480,441.62        | 1,626,479.69        | 364,723.50          | 380,238.89         |
| General Fund<br>Over/(Under) Prior<br>Period               | <b>4,972,423.48</b>   | <b>(499,642.93)</b> | <b>(49,733.57)</b>  | <b>2,264,724.49</b> | <b>241,396.86</b>     | <b>245,558.07</b>     | <b>(1,609,089.41)</b> | <b>(580,835.56)</b> | <b>(494,638.64)</b>   | <b>(146,038.07)</b> | <b>1,261,756.19</b> | <b>(15,515.39)</b>  |                    |
| General Fund<br>Cumulative<br>Change for Periods<br>Shown  | <b>5,590,365.52</b>   | <b>617,942.04</b>   | <b>1,117,584.97</b> | <b>1,167,318.54</b> | <b>(1,097,405.95)</b> | <b>(1,338,802.81)</b> | <b>(1,584,360.88)</b> | <b>24,728.53</b>    | <b>605,564.09</b>     | <b>1,100,202.73</b> | <b>1,246,240.80</b> | <b>(15,515.39)</b>  |                    |
| <b>Road &amp; Bridge M&amp;O</b>                           |   |                     |                     |                     |                       |                       |                       |                     |                       |                     |                     |                     |                    |
| F15 County Wide  | 1,300,160.46  | (36,777.36)         | 93,208.67           | 16,403.72           | 21,073.78             | 16,610.21             | (184,322.26)          | (174,441.21)        | 323,951.23            | 51,256.11           | (110,751.87)        | (183,874.03)        | 366,667.22         |
| F16 Precinct No 1  | (141,927.61)  | 26,580.33           | 706.85              | (3,891.29)          | (69,087.35)           | (105,686.00)          | 109,757.28            | 150,613.76          | (128,527.88)          | 73,946.99           | 67,211.41           | (12,231.34)         | 22,995.25          |
| F17 Precinct No 2  | 27,701.02   | 17,005.28           | (12,341.08)         | 4,259.12            | (31,234.63)           | (147,311.55)          | 211,681.22            | (12,561.56)         | 23,845.29             | 85,080.76           | (14,329.62)         | 56,647.31           | (64,093.74)        |
| F18 Precinct No 3  | (44,721.10)   | 125,088.48          | (122,503.40)        | 10,578.25           | (47,284.57)           | (54,176.36)           | 167,421.30            | 95,399.28           | (167,544.06)          | 130,215.20          | 41,772.49           | 18,975.95           | (57,554.40)        |
| F19 Precinct No 4  | <u>(35,618.99)</u>  | <u>40,047.30</u>    | <u>(67,540.64)</u>  | <u>53,998.31</u>    | <u>(53,962.80)</u>    | <u>(37,792.17)</u>    | <u>36,799.54</u>      | <u>92,346.77</u>    | <u>(89,321.97)</u>    | <u>150,017.33</u>   | <u>57,347.28</u>    | <u>53,223.25</u>    | <u>(49,418.79)</u> |
| Sub-Total R&B  | 1,105,593.78  | 171,944.03          | (108,469.60)        | 81,348.11           | (180,495.57)          | (328,355.87)          | 341,337.08            | 151,357.04          | (37,597.39)           | 490,516.39          | 41,249.69           | (67,258.86)         | 218,595.54         |
| Road & Bridge<br>Over/(Under) Prior<br>Period              | <b>933,649.75</b>   | <b>280,413.63</b>   | <b>(189,817.71)</b> | <b>261,843.68</b>   | <b>147,860.30</b>     | <b>(669,692.95)</b>   | <b>189,980.04</b>     | <b>188,954.43</b>   | <b>(528,113.78)</b>   | <b>449,266.70</b>   | <b>108,508.55</b>   | <b>(285,854.40)</b> |                    |
| Road & Bridge<br>Cumulative<br>Change for Periods<br>Shown | <b>886,998.24</b>   | <b>(46,651.51)</b>  | <b>(327,065.14)</b> | <b>(137,247.43)</b> | <b>(399,091.11)</b>   | <b>(546,951.41)</b>   | <b>122,741.54</b>     | <b>(67,238.50)</b>  | <b>(256,192.93)</b>   | <b>271,920.85</b>   | <b>(177,345.85)</b> | <b>(285,854.40)</b> |                    |
| <b>Overall Totals</b>                                      |   |                     |                     |                     |                       |                       |                       |                     |                       |                     |                     |                     |                    |
| <b>General / Road &amp; Bridge<br/>M&amp;O</b>             | <b>7,076,198.19</b>   | <b>1,170,124.96</b> | <b>1,389,354.26</b> | <b>1,628,905.54</b> | <b>(897,662.63)</b>   | <b>(1,286,919.79)</b> | <b>(862,784.91)</b>   | <b>556,324.46</b>   | <b>948,205.59</b>     | <b>1,970,958.01</b> | <b>1,667,729.38</b> | <b>297,464.64</b>   | <b>598,834.43</b>  |
| Overall<br>Over/(Under) Prior<br>Period                    | <b>5,906,073.23</b>   | <b>(219,229.30)</b> | <b>(239,551.28)</b> | <b>2,526,568.17</b> | <b>389,257.16</b>     | <b>(424,134.88)</b>   | <b>(1,419,109.37)</b> | <b>(391,881.13)</b> | <b>(1,022,752.42)</b> | <b>303,228.63</b>   | <b>1,370,264.74</b> | <b>(301,369.79)</b> |                    |
| Overall<br>Cumulative<br>Change for Periods<br>Shown       | <b>6,477,363.76</b>   | <b>571,290.53</b>   | <b>790,519.83</b>   | <b>1,030,071.11</b> | <b>(1,496,497.06)</b> | <b>(1,885,754.22)</b> | <b>(1,461,619.34)</b> | <b>(42,509.97)</b>  | <b>349,371.16</b>     | <b>1,372,123.58</b> | <b>1,068,894.95</b> | <b>(301,369.79)</b> |                    |

GILLESPIE COUNTY, TEXAS  
STATEMENT OF  
Maintenance & Operating Accounts

|   |  | FY2016<br>as of<br>02.29.2016 | FY2015        | FY2014        | FY2013       | FY2012       | FY2011         | FY2010         | FY2009        | FY2008        | FY2007       | FY2006       | FY2005       | FY2004       |
|---|--|-------------------------------|---------------|---------------|--------------|--------------|----------------|----------------|---------------|---------------|--------------|--------------|--------------|--------------|
|   |  | As Of Fiscal Year Ending Date |               |               |              |              |                |                |               |               |              |              |              |              |
| GENERAL and<br>ROAD & BRIDGE<br>Maintenance & Operating |  | Cash Balances                 |               |               |              |              |                |                |               |               |              |              |              |              |
| <b>General M&amp;O</b>                                  |  |                               |               |               |              |              |                |                |               |               |              |              |              |              |
| F10   | General Fund   | 16,396,577.07                 | 10,425,972.66 | 9,427,791.73  | 7,929,967.87 | 6,382,410.44 | 7,099,577.50   | 8,058,141.42   | 9,262,263.41  | 8,857,295.99  | 7,871,493.01 | 6,391,051.39 | 4,764,571.70 | 4,399,848.20 |
|   | General Fund<br>Over(Under) Prior<br>Period                | 5,970,604.41                  | 998,180.93    | 1,497,823.86  | 1,547,557.43 | (717,167.06) | (958,563.92)   | (1,204,121.99) | 404,967.42    | 985,802.98    | 1,480,441.62 | 1,626,479.69 | 364,723.50   |              |
|   | General Fund<br>Cumulative<br>Change for Periods<br>Shown  | 11,996,728.87                 | 6,026,124.46  | 5,027,943.53  | 3,530,119.67 | 1,982,562.24 | 2,699,729.30   | 3,658,293.22   | 4,862,415.21  | 4,457,447.79  | 3,471,644.81 | 1,991,203.19 | 364,723.50   |              |
| <b>Road &amp; Bridge M&amp;O</b>                        |  |                               |               |               |              |              |                |                |               |               |              |              |              |              |
| F15   | County Wide  | 1,642,003.11                  | 341,842.65    | 378,620.01    | 285,411.34   | 269,007.62   | 247,933.84     | 231,323.63     | 415,645.89    | 590,087.10    | 266,135.87   | 214,879.76   | 325,631.63   | 509,505.66   |
| F16   | Precinct No 1  | 126,644.94                    | 268,572.55    | 241,992.22    | 241,285.37   | 245,176.66   | 314,264.01     | 419,950.01     | 310,192.73    | 159,578.97    | 288,106.85   | 214,159.86   | 146,948.45   | 159,179.79   |
| F17   | Precinct No 2  | 295,414.99                    | 267,713.97    | 250,708.69    | 263,049.77   | 258,790.65   | 290,025.28     | 437,336.83     | 225,655.61    | 238,217.17    | 214,371.88   | 129,291.12   | 143,620.74   | 86,973.43    |
| F18   | Precinct No 3  | 223,955.80                    | 268,676.90    | 143,588.42    | 266,091.82   | 255,513.57   | 302,798.14     | 356,974.50     | 189,553.20    | 94,153.92     | 261,697.98   | 131,482.78   | 89,710.29    | 70,734.34    |
| F19   | Precinct No 4  | 233,396.95                    | 269,015.94    | 228,968.64    | 296,509.28   | 242,510.97   | 296,473.77     | 334,265.94     | 297,466.40    | 205,119.63    | 294,441.60   | 144,424.27   | 87,076.99    | 33,853.74    |
|   | Sub-Total R&B  | 2,521,415.79                  | 1,415,822.01  | 1,243,877.98  | 1,352,347.58 | 1,270,999.47 | 1,451,495.04   | 1,779,850.91   | 1,438,513.83  | 1,287,156.79  | 1,324,754.18 | 834,237.79   | 792,988.10   | 860,246.96   |
|   | Road & Bridge<br>Over(Under) Prior<br>Period               | 1,105,593.78                  | 171,944.03    | (108,469.60)  | 81,348.11    | (180,495.57) | (328,355.87)   | 341,337.08     | 151,357.04    | (37,597.39)   | 490,516.39   | 41,249.69    | (67,258.86)  |              |
|   | Road & Bridge<br>Cumulative<br>Change for Periods<br>Shown | 1,661,168.83                  | 555,575.05    | 383,631.02    | 492,100.62   | 410,752.51   | 591,248.08     | 919,603.95     | 578,266.87    | 426,909.83    | 464,507.22   | (26,009.17)  | (67,258.86)  |              |
| <b>Overall Totals</b>                                   |  |                               |               |               |              |              |                |                |               |               |              |              |              |              |
| <b>General / Road &amp; Bridge<br/>M&amp;O</b>          |  | 18,917,992.86                 | 11,841,794.67 | 10,671,669.71 | 9,282,315.45 | 7,653,409.91 | 8,551,072.54   | 9,837,992.33   | 10,700,777.24 | 10,144,452.78 | 9,196,247.19 | 7,225,289.18 | 5,557,559.80 | 5,260,095.16 |
|   | Overall<br>Over(Under) Prior<br>Period                     | 7,076,198.19                  | 1,170,124.96  | 1,389,354.26  | 1,628,905.54 | (897,662.63) | (1,286,919.79) | (862,784.91)   | 556,324.46    | 948,205.59    | 1,970,958.01 | 1,667,729.38 | 297,464.64   |              |
|   | Overall<br>Cumulative<br>Change for Periods<br>Shown       | 13,657,897.70                 | 6,581,699.51  | 5,411,574.55  | 4,022,220.29 | 2,393,314.75 | 3,290,977.38   | 4,577,897.17   | 5,440,682.08  | 4,884,357.62  | 3,936,152.03 | 1,965,194.02 | 297,464.64   |              |

**GILLESPIE COUNTY, TEXAS**  
**STATEMENT OF**  
**Fund Cash/Investment Balances of County Funds**  
**Managed by County Treasurer**

| Reporting Period<br>for<br>Maintenance & Operating,<br>COB/GOB Operating & I&S,<br>Special Revenue,<br>Special Revenue..Grants,<br>Trust and Agency | FY2016               | FY2015                | FY2014  | FY2013               | FY2012              | FY2011                | FY2010              | FY2009        | FY2008        | FY2007        | FY2006        | FY2005       | FY2004       | FY2003       | FY2002       | FY2001              |
|---|----------------------|-----------------------|---|----------------------|---------------------|-----------------------|---------------------|---------------|---------------|---------------|---------------|--------------|--------------|--------------|--------------|---------------------|
| October   | 14,616,600.12        | 17,978,164.94         | 25,230,555.83   | 8,816,582.93         | 9,537,288.92        | 10,782,786.00         | 11,614,108.61       | 10,952,885.50 | 9,958,440.67  | 7,952,494.30  | 6,412,175.43  | 5,710,864.59 | 5,339,657.00 | 5,562,776.43 | 5,033,726.92 | 4,347,101.24        |
| November  | 14,967,969.47        | 17,265,750.38         | 24,953,535.22   | 8,890,316.88         | 9,228,798.73        | 10,570,060.92         | 11,537,538.96       | 10,498,889.31 | 10,152,409.10 | 8,025,261.13  | 6,492,254.19  | 5,815,771.82 | 5,220,602.83 | 5,513,508.58 | 4,915,333.89 | 4,073,098.62        |
| December  | 17,966,511.65        | 18,099,680.09         | 26,637,026.05   | 11,373,696.92        | 10,169,466.12       | 11,532,479.69         | 12,910,952.83       | 11,682,933.59 | 10,684,794.29 | 8,972,555.93  | 7,597,535.16  | 6,569,101.79 | 5,773,095.57 | 6,725,293.46 | 5,464,922.96 | 4,553,826.12        |
| January   | 21,039,628.80        | 21,177,485.65         | 28,516,107.73   | 13,685,971.08        | 13,393,446.13       | 14,318,444.26         | 15,498,047.87       | 14,366,261.90 | 13,481,253.20 | 11,165,036.24 | 9,488,659.54  | 8,523,475.25 | 7,456,134.19 | 7,390,382.57 | 6,921,671.85 | 5,917,064.54        |
| February  | <b>22,828,117.19</b> | 22,683,610.22         | 29,162,422.51   | 14,892,438.88        | 14,337,413.69       | 15,203,602.68         | 15,956,038.21       | 15,735,998.80 | 14,555,820.37 | 12,335,852.17 | 10,433,012.87 | 9,341,225.17 | 8,739,837.04 | 8,067,857.08 | 7,169,069.03 | 6,421,291.43        |
| March   |                      | 21,915,869.23         | 28,011,622.33   | 14,353,262.89        | 13,961,224.66       | 14,605,425.43         | 15,787,975.99       | 15,568,191.69 | 14,421,603.69 | 12,279,235.33 | 10,316,847.09 | 9,342,261.49 | 8,166,505.99 | 7,877,519.02 | 6,846,516.10 | 6,255,513.63        |
| April   |                      | 19,863,672.60         | 26,965,965.28   | 14,036,410.76        | 13,204,240.38       | 14,182,107.24         | 14,911,731.87       | 15,332,630.30 | 14,171,385.04 | 12,168,084.51 | 10,225,221.29 | 9,153,636.99 | 7,706,537.20 | 7,632,850.74 | 6,879,522.09 | 6,165,584.41        |
| May   |                      | 19,534,757.94         | 25,202,625.86   | 13,381,534.31        | 12,853,474.81       | 13,180,018.23         | 14,443,624.89       | 14,826,308.29 | 13,675,832.00 | 11,856,634.81 | 10,019,168.98 | 9,181,379.67 | 7,645,857.66 | 7,396,585.22 | 6,758,604.54 | 5,872,305.69        |
| June  |                      | 18,530,454.23         | 23,610,769.72   | <b>27,806,922.21</b> | 11,927,636.15       | 12,450,284.14         | 13,583,948.59       | 14,202,648.08 | 13,175,542.95 | 11,508,032.29 | 9,433,093.74  | 8,832,285.06 | 7,186,622.71 | 7,107,557.40 | 6,426,986.33 | 5,398,788.82        |
| July  |                      | 17,462,407.18         | 21,673,344.14   | 26,973,808.70        | 11,234,719.43       | 11,652,419.87         | 13,105,834.49       | 13,620,954.46 | 12,336,729.42 | 11,412,064.22 | 9,030,022.51  | 8,376,255.12 | 6,807,050.38 | 6,620,898.14 | 6,217,837.20 | 4,751,943.98        |
| August  |                      | 16,349,354.15         | 19,928,413.83   | 25,790,313.41        | 10,192,089.49       | 11,033,361.48         | 12,483,092.82       | 12,578,256.55 | 11,932,892.72 | 10,883,175.64 | 8,667,571.59  | 7,898,769.17 | 6,509,004.74 | 5,964,701.17 | 5,922,921.90 | 4,309,221.50        |
| September   |                      | 15,336,745.28         | 18,465,597.00   | 25,364,538.77        | 9,249,883.17        | 10,060,273.87         | 11,399,750.14       | 12,236,834.57 | 11,640,132.20 | 10,474,427.70 | 8,299,421.01  | 6,600,165.99 | 5,886,940.47 | 5,731,396.90 | 5,654,746.62 | 4,084,176.41        |
|   |                      |                       | GOB Series 2013, Jail Construction Project, bond funding accounted for sudden increase in balance... LL |                      |                     |                       |                     |               |               |               |               |              |              |              |              |                     |
| <b>FY Monthly Average</b>   | <b>18,283,765.45</b> | 18,849,829.32         | 24,863,165.46   | 17,113,816.48        | 11,607,473.47       | 12,464,271.98         | 13,602,720.44       | 13,466,899.42 | 12,515,569.64 | 10,752,737.86 | 8,867,915.28  | 7,945,432.68 | 6,869,820.48 | 6,799,277.23 | 6,184,321.62 | 5,179,159.70        |
| <b>Current Reported Month and Fiscal Year To Date</b>   |                      |                       |   |                      |                     |                       |                     |               |               |               |               |              |              |              |              |                     |
| <b>Over / (Under)</b>   |                      |                       |   |                      |                     |                       |                     |               |               |               |               |              |              |              |              |                     |
| Same Month Prior Year   | <b>144,506.97</b>    |                       |   |                      |                     |                       |                     |               |               |               |               |              |              |              |              |                     |
| Prior Fiscal Year End   | <b>7,491,371.91</b>  | <b>(3,128,851.72)</b> | <b>(6,898,941.77)</b>   | 16,114,655.60        | <b>(810,390.70)</b> | <b>(1,339,476.27)</b> | <b>(837,084.43)</b> | 596,702.37    | 1,165,704.50  | 2,175,006.69  | 1,699,255.02  | 713,225.52   | 155,543.57   | 76,650.28    | 1,570,570.21 | <b>(491,056.48)</b> |

**GILLESPIE COUNTY, TEXAS**  
**STATEMENT OF**  
**Fund Cash/Investment Balances of County Funds**  
**Managed by County Treasurer**

| FY2000       | FY1999       | FY1998       | FY1997       | FY1996       | FY1995       | FY1994       | FY1993       | FY1992       | FY1991       | F1990        | FY1989       | FY1988       | FY1987       | FY1986       | FY1985       | Monthly Average All Years | Reporting Period for Maintenance & Operating, COB/GOB Operating & I&S, Special Revenue, Special Revenue Grants, Trust and Agency |
|--------------|--------------|--------------|--------------|--------------|--------------|--------------|--------------|--------------|--------------|--------------|--------------|--------------|--------------|--------------|--------------|---------------------------|--|
| 4,138,349.94 | 2,869,048.51 | 2,322,043.99 | 1,853,442.32 | 1,554,442.37 | 1,968,633.68 | 1,677,992.97 | 1,738,021.70 | 1,766,907.01 | 1,656,979.55 | 1,479,994.82 | 1,489,873.32 | 773,740.58   | 785,053.51   | 551,992.07   | 792,093.37   | 5,852,025.60              | October  |
| 3,944,234.24 | 2,806,697.13 | 2,287,658.80 | 1,738,403.49 | 1,588,939.20 | 2,054,228.71 | 1,872,272.98 | 1,664,926.42 | 1,867,311.17 | 1,738,597.34 | 1,603,024.84 | 1,422,802.33 | 793,137.76   | 666,242.80   | 494,761.58   | 623,030.66   | 5,790,230.30              | November   |
| 4,285,123.56 | 3,467,225.42 | 2,370,460.19 | 2,015,412.36 | 1,553,702.23 | 2,102,455.14 | 2,004,156.61 | 1,927,643.72 | 2,009,086.57 | 2,071,100.64 | 1,749,440.24 | 1,522,220.64 | 794,004.97   | 638,401.65   | 515,396.75   | 592,516.53   | 6,447,881.86              | December   |
| 5,211,901.34 | 4,747,606.42 | 3,294,281.32 | 2,843,260.54 | 2,472,762.49 | 2,546,555.58 | 2,422,956.29 | 2,234,617.11 | 2,447,087.69 | 2,241,349.45 | 2,187,618.39 | 1,886,694.05 | 1,176,726.03 | 895,393.31   | 987,264.23   | 911,641.21   | 7,838,962.07              | January  |
| 5,911,367.71 | 5,322,878.29 | 3,993,869.93 | 3,407,005.87 | 2,960,651.56 | 2,960,114.57 | 2,786,604.82 | 2,577,390.38 | 2,873,613.36 | 2,643,751.97 | 2,515,707.05 | 2,279,290.31 | 1,697,770.08 | 1,530,430.47 | 1,707,926.04 | 1,288,936.99 | 8,572,528.65              | February   |
| 5,804,576.79 | 5,276,473.40 | 3,867,713.74 | 3,383,796.71 | 2,916,434.18 | 2,701,020.25 | 2,817,055.25 | 2,446,335.40 | 2,811,958.62 | 2,589,532.80 | 2,424,636.02 | 2,300,423.71 | 1,879,466.93 | 1,572,385.72 | 1,654,964.77 | 1,261,996.19 | 7,916,720.81              | March  |
| 5,611,303.40 | 5,147,026.03 | 3,856,248.10 | 3,370,510.51 | 2,844,956.24 | 2,603,667.16 | 2,814,731.50 | 2,446,965.20 | 2,846,044.26 | 2,647,946.48 | 2,446,382.46 | 2,354,485.13 | 1,884,438.19 | 1,647,314.57 | 1,771,308.72 | 1,360,124.93 | 7,685,581.73              | April  |
| 5,597,496.54 | 5,145,729.29 | 3,729,564.69 | 3,275,787.89 | 2,651,158.09 | 2,420,785.62 | 2,795,038.54 | 2,614,500.86 | 2,664,830.17 | 2,595,986.23 | 2,402,307.66 | 2,282,817.61 | 1,897,795.66 | 1,472,593.18 | 1,691,409.95 | 1,210,356.42 | 7,428,286.17              | May  |
| 5,229,130.33 | 4,896,201.25 | 3,531,314.01 | 2,987,283.92 | 2,535,222.99 | 2,084,641.35 | 2,586,555.11 | 2,371,095.71 | 2,474,786.80 | 2,436,392.72 | 2,319,796.07 | 2,217,931.41 | 1,815,598.58 | 1,439,656.15 | 1,651,635.17 | 1,129,347.73 | 7,512,521.35              | June   |
| 5,019,100.05 | 4,695,468.93 | 3,445,413.11 | 2,962,321.73 | 2,375,375.37 | 2,030,459.33 | 2,324,665.35 | 2,086,490.66 | 2,166,748.69 | 2,373,369.73 | 2,247,875.53 | 2,067,556.08 | 1,770,363.23 | 1,314,952.63 | 1,548,746.47 | 998,709.28   | 7,119,480.82              | July   |
| 4,875,181.07 | 4,508,722.39 | 3,369,985.56 | 2,786,747.61 | 2,218,481.28 | 1,819,617.83 | 2,263,605.13 | 2,029,973.96 | 2,078,961.54 | 2,158,156.49 | 1,995,691.66 | 1,950,450.56 | 1,733,930.99 | 1,181,205.11 | 1,466,150.68 | 824,648.71   | 6,700,150.02              | August   |
| 4,575,232.89 | 4,394,094.37 | 3,208,449.92 | 2,590,681.06 | 2,098,133.77 | 1,584,937.70 | 2,069,733.13 | 1,872,419.95 | 1,917,213.24 | 2,014,947.50 | 1,766,243.49 | 1,643,269.78 | 1,541,576.26 | 770,951.77   | 839,823.87   | 671,522.07   | 6,259,492.29              | September  |
| 5,016,916.49 | 4,439,764.29 | 3,273,083.61 | 2,767,887.83 | 2,314,188.31 | 2,239,759.74 | 2,369,613.97 | 2,167,531.76 | 2,327,045.76 | 2,264,009.24 | 2,094,893.19 | 1,951,484.58 | 1,479,879.11 | 1,159,548.41 | 1,240,115.03 | 972,077.01   |                           |  |
| 181,138.52   | 1,185,644.45 | 617,768.86   | 492,547.29   | 513,196.07   | (484,795.43) | 197,313.18   | (44,793.29)  | (97,734.26)  | 248,704.01   | 122,973.71   | 101,693.52   | 770,624.49   | (68,872.10)  | 168,301.80   |              |                           |  |

NOTE: Rollback election held April 05, 1996 ... rollback passed

GILLESPIE COUNTY, TEXAS  
COUNTY SALES TAX ALLOCATION SUMMARY

March 1988 through FY2016

| Period Tax Allocation Received      | FY1988            | FY1989            | FY1990            | FY1991              | FY1992              | FY1993              | FY1994              | FY1995              | FY1996              | FY1997              | FY1998              | FY1999              | FY2000              | FY2001              | FY2002               | FY2003               | FY2004               | FY2005               |
|-------------------------------------|-------------------|-------------------|-------------------|---------------------|---------------------|---------------------|---------------------|---------------------|---------------------|---------------------|---------------------|---------------------|---------------------|---------------------|----------------------|----------------------|----------------------|----------------------|
| October                             | 22,614.86         | 26,581.55         | 33,537.36         | 36,992.75           | 41,801.10           | 49,891.91           | 49,891.91           | 82,743.15           | 58,486.86           | 52,039.59           | 54,937.86           | 50,951.69           | 65,241.66           | 66,865.34           | 75,743.16            | 81,976.96            | 77,478.63            | 82,681.54            |
| November                            | 43,215.06         | 44,231.67         | 43,279.83         | 50,014.92           | 55,881.19           | 64,445.89           | 64,445.89           | 64,104.87           | 61,441.85           | 62,637.05           | 66,939.70           | 74,731.00           | 69,172.12           | 86,097.63           | 88,692.77            | 87,003.90            | 94,471.11            | 103,544.31           |
| December                            | 24,372.81         | 27,072.59         | 27,183.79         | 32,965.97           | 49,151.47           | 46,769.97           | 46,349.36           | 49,876.22           | 49,876.22           | 60,811.06           | 60,993.07           | 70,326.26           | 85,955.47           | 70,180.00           | 82,667.48            | 77,782.13            | 84,302.14            | 87,745.88            |
| January                             | 23,143.13         | 28,570.51         | 34,896.95         | 33,040.99           | 47,072.78           | 61,026.80           | 58,115.99           | 55,693.33           | 56,392.42           | 60,499.63           | 59,712.49           | 79,145.12           | 77,326.63           | 85,504.02           | 80,568.74            | 80,660.57            | 80,660.57            | 92,483.12            |
| February                            | 55,088.79         | 55,601.40         | 56,692.45         | 64,014.68           | 85,296.84           | 86,415.96           | 79,876.42           | 75,116.79           | 82,205.56           | 94,754.60           | 105,116.56          | 99,795.36           | 104,689.49          | 112,735.48          | 104,057.24           | 115,871.28           | 121,222.18           |                      |
| March                               | 10,045.12         | 19,376.35         | 22,842.31         | 27,786.80           | 30,546.86           | 42,841.80           | 37,823.28           | 44,889.12           | 55,064.23           | 49,941.44           | 54,150.75           | 58,367.91           | 72,738.72           | 61,652.97           | 77,471.73            | 65,204.25            | 71,784.27            | 85,739.86            |
| April                               | 13,765.26         | 18,223.31         | 22,431.61         | 26,587.86           | 52,007.16           | 42,460.30           | 69,059.85           | 45,859.42           | 50,129.00           | 45,435.42           | 53,515.01           | 59,649.70           | 66,084.12           | 69,317.65           | 72,330.32            | 62,331.14            | 70,741.63            | 65,194.79            |
| May                                 | 37,630.57         | 41,151.11         | 44,480.87         | 46,655.96           | 31,203.05           | 66,318.77           | 57,489.64           | 64,876.89           | 62,424.84           | 71,468.21           | 69,091.17           | 91,409.71           | 96,441.51           | 93,043.82           | 94,505.94            | 93,443.25            | 102,949.16           | 112,599.80           |
| June                                | 24,530.57         | 24,076.76         | 27,059.33         | 31,503.80           | 48,605.58           | 44,647.36           | 48,588.21           | 58,749.69           | 61,897.08           | 77,574.05           | 72,275.15           | 70,155.54           | 79,441.16           | 92,403.56           | 87,764.45            | 89,328.15            | 105,312.44           |                      |
| July                                | 20,139.41         | 24,953.23         | 27,959.52         | 34,719.01           | 43,922.13           | 49,464.53           | 48,368.42           | 50,605.85           | 54,962.82           | 57,092.55           | 64,608.17           | 59,958.51           | 76,576.31           | 87,695.36           | 89,767.62            | 86,277.93            | 82,641.66            | 94,818.82            |
| August                              | 46,170.12         | 46,387.69         | 50,886.17         | 50,886.66           | 58,425.43           | 73,116.78           | 67,507.13           | 66,689.81           | 59,546.35           | 72,612.17           | 84,456.60           | 98,754.28           | 91,921.77           | 118,409.57          | 90,669.86            | 95,008.16            | 113,562.54           | 120,028.46           |
| September                           | 24,924.06         | 28,456.24         | 28,987.84         | 33,905.34           | 56,740.88           | 52,232.41           | 46,155.60           | 61,535.89           | 71,272.01           | 70,867.09           | 72,854.10           | 69,870.60           | 74,040.54           | 81,351.52           | 82,708.52            | 84,660.29            | 88,592.39            | 100,874.13           |
| <b>Total Per Year</b>               | <b>177,209.11</b> | <b>371,069.14</b> | <b>406,705.37</b> | <b>447,587.81</b>   | <b>531,786.15</b>   | <b>654,963.55</b>   | <b>679,601.81</b>   | <b>714,336.98</b>   | <b>713,466.19</b>   | <b>742,999.64</b>   | <b>814,374.71</b>   | <b>870,123.86</b>   | <b>947,288.24</b>   | <b>996,071.14</b>   | <b>1,045,200.46</b>  | <b>1,006,093.44</b>  | <b>1,072,404.53</b>  | <b>1,172,245.33</b>  |
| <b>Total All Years</b>              | <b>177,209.11</b> | <b>548,278.25</b> | <b>954,983.62</b> | <b>1,402,571.43</b> | <b>1,934,359.58</b> | <b>2,589,223.13</b> | <b>3,268,824.94</b> | <b>3,983,161.92</b> | <b>4,696,628.11</b> | <b>5,439,627.75</b> | <b>6,254,002.46</b> | <b>7,124,126.32</b> | <b>8,071,394.56</b> | <b>9,067,465.70</b> | <b>10,112,696.16</b> | <b>11,118,759.60</b> | <b>12,191,164.13</b> | <b>13,363,409.46</b> |
| <b>\$ Inc / Dec Over Prior Year</b> | <b>193,860.03</b> | <b>35,636.23</b>  | <b>40,882.44</b>  | <b>84,200.34</b>    | <b>123,075.40</b>   | <b>24,738.26</b>    | <b>34,735.17</b>    | <b>(870.79)</b>     | <b>29,533.45</b>    | <b>71,375.07</b>    | <b>55,749.15</b>    | <b>77,144.33</b>    | <b>48,802.90</b>    | <b>49,129.32</b>    | <b>(39,107.02)</b>   | <b>66,311.09</b>     | <b>99,840.80</b>     |                      |
| <b>% Inc / Dec Over Prior Year</b>  | <b>109.40%</b>    | <b>9.60%</b>      | <b>10.05%</b>     | <b>18.81%</b>       | <b>23.14%</b>       | <b>3.78%</b>        | <b>5.11%</b>        | <b>-0.12%</b>       | <b>4.14%</b>        | <b>9.61%</b>        | <b>6.85%</b>        | <b>8.87%</b>        | <b>5.15%</b>        | <b>4.93%</b>        | <b>-3.74%</b>        | <b>6.59%</b>         | <b>9.31%</b>         |                      |
| <b>CY1987</b>                       |                   |                   |                   |                     |                     |                     |                     |                     |                     |                     |                     |                     |                     |                     |                      |                      |                      |                      |
| <b>CY1988</b>                       |                   |                   |                   |                     |                     |                     |                     |                     |                     |                     |                     |                     |                     |                     |                      |                      |                      |                      |
| <b>CY1989</b>                       |                   |                   |                   |                     |                     |                     |                     |                     |                     |                     |                     |                     |                     |                     |                      |                      |                      |                      |
| <b>CY1990</b>                       |                   |                   |                   |                     |                     |                     |                     |                     |                     |                     |                     |                     |                     |                     |                      |                      |                      |                      |
| <b>CY1991</b>                       |                   |                   |                   |                     |                     |                     |                     |                     |                     |                     |                     |                     |                     |                     |                      |                      |                      |                      |
| <b>CY1992</b>                       |                   |                   |                   |                     |                     |                     |                     |                     |                     |                     |                     |                     |                     |                     |                      |                      |                      |                      |
| <b>CY1993</b>                       |                   |                   |                   |                     |                     |                     |                     |                     |                     |                     |                     |                     |                     |                     |                      |                      |                      |                      |
| <b>CY1994</b>                       |                   |                   |                   |                     |                     |                     |                     |                     |                     |                     |                     |                     |                     |                     |                      |                      |                      |                      |
| <b>CY1995</b>                       |                   |                   |                   |                     |                     |                     |                     |                     |                     |                     |                     |                     |                     |                     |                      |                      |                      |                      |
| <b>CY1996</b>                       |                   |                   |                   |                     |                     |                     |                     |                     |                     |                     |                     |                     |                     |                     |                      |                      |                      |                      |
| <b>CY1997</b>                       |                   |                   |                   |                     |                     |                     |                     |                     |                     |                     |                     |                     |                     |                     |                      |                      |                      |                      |
| <b>CY1998</b>                       |                   |                   |                   |                     |                     |                     |                     |                     |                     |                     |                     |                     |                     |                     |                      |                      |                      |                      |
| <b>CY1999</b>                       |                   |                   |                   |                     |                     |                     |                     |                     |                     |                     |                     |                     |                     |                     |                      |                      |                      |                      |
| <b>CY2000</b>                       |                   |                   |                   |                     |                     |                     |                     |                     |                     |                     |                     |                     |                     |                     |                      |                      |                      |                      |
| <b>CY2001</b>                       |                   |                   |                   |                     |                     |                     |                     |                     |                     |                     |                     |                     |                     |                     |                      |                      |                      |                      |
| <b>CY2002</b>                       |                   |                   |                   |                     |                     |                     |                     |                     |                     |                     |                     |                     |                     |                     |                      |                      |                      |                      |
| <b>CY2003</b>                       |                   |                   |                   |                     |                     |                     |                     |                     |                     |                     |                     |                     |                     |                     |                      |                      |                      |                      |
| <b>CY2004</b>                       |                   |                   |                   |                     |                     |                     |                     |                     |                     |                     |                     |                     |                     |                     |                      |                      |                      |                      |
| <b>Calendar Year Allocations</b>    |                   |                   |                   |                     |                     |                     |                     |                     |                     |                     |                     |                     |                     |                     |                      |                      |                      |                      |
| <b>\$ Inc / Dec Over Prior Year</b> | <b>0.00</b>       | <b>267,411.64</b> | <b>378,752.42</b> | <b>412,820.54</b>   | <b>463,560.47</b>   | <b>558,648.27</b>   | <b>669,137.56</b>   | <b>711,591.42</b>   | <b>690,744.53</b>   | <b>719,148.96</b>   | <b>750,582.57</b>   | <b>827,513.03</b>   | <b>894,494.16</b>   | <b>950,041.96</b>   | <b>1,020,031.58</b>  | <b>1,044,865.04</b>  | <b>1,015,577.33</b>  | <b>1,090,124.38</b>  |
| <b>\$ Inc / Dec Over Prior Year</b> | <b>267,411.64</b> | <b>111,340.78</b> | <b>34,068.12</b>  | <b>50,739.83</b>    | <b>95,087.80</b>    | <b>110,489.29</b>   | <b>42,553.86</b>    | <b>(20,946.89)</b>  | <b>28,404.43</b>    | <b>31,433.61</b>    | <b>76,930.46</b>    | <b>66,371.13</b>    | <b>69,989.62</b>    | <b>55,557.80</b>    | <b>24,833.46</b>     | <b>(29,287.71)</b>   | <b>74,547.05</b>     |                      |

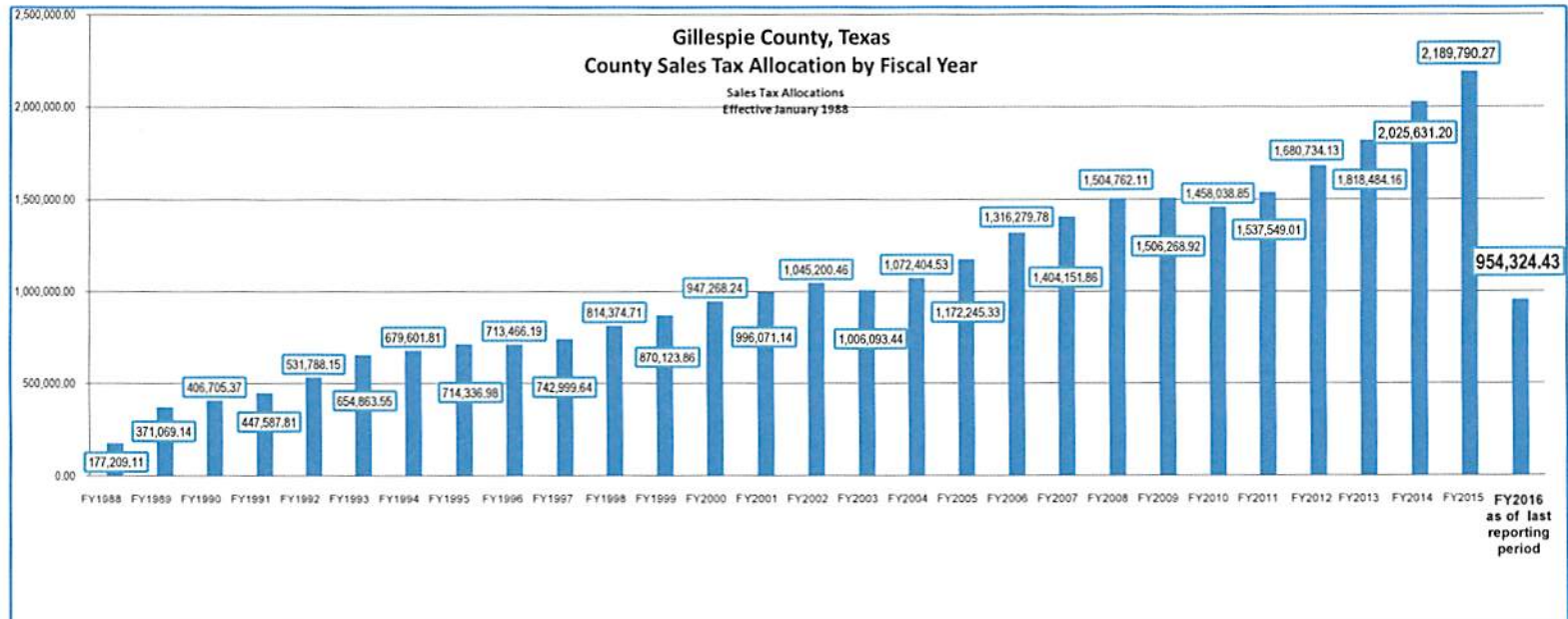
GILLESPIE COUNTY, TEXAS  
COUNTY SALES TAX ALLOCATION SUMMARY  
March 1988 through FY2016

| FY2005        | FY2007        | FY2008        | FY2009        | FY2010        | FY2011        | FY2012        | FY2013        | FY2014        | FY2015        | FY2016         | Tax Collection Period Covered  | Period Tax Allocation Received | Overall Average Per Month                     | FY2016 Over / (Under) Same Period FY2015 |
|---------------|---------------|---------------|---------------|---------------|---------------|---------------|---------------|---------------|---------------|----------------|--------------------------------|--------------------------------|---|--|
| 95,196.86     | 106,167.81    | 115,258.59    | 118,217.21    | 102,116.77    | 112,243.67    | 125,892.57    | 141,081.58    | 146,138.99    | 157,617.68    | 147,646.21     | August                         | October                        | 83,148.00                                     | (9,971.47)                               |
| 110,963.24    | 122,702.26    | 130,133.07    | 134,338.43    | 123,352.45    | 139,931.32    | 131,441.01    | 134,815.56    | 165,928.20    | 184,365.11    | 192,079.08     | September and 3rd Quarter      | November                       | 97,519.99                                     | (2,257.50)                               |
| 100,977.05    | 106,040.22    | 118,882.93    | 120,353.68    | 121,763.89    | 122,844.30    | 127,081.99    | 144,895.63    | 158,811.46    | 165,647.66    | 184,958.53     | October                        | December                       | 88,427.24                                     | (2,946.63)                               |
| 107,956.62    | 116,856.59    | 121,835.04    | 124,899.65    | 114,005.56    | 129,099.90    | 135,485.95    | 159,063.01    | 173,843.05    | 175,216.35    | 175,216.35     | November                       | January                        | 90,278.85                                     | (1,573.33)                               |
| 137,746.11    | 151,528.51    | 158,719.04    | 156,720.77    | 152,630.86    | 164,528.87    | 171,080.19    | 193,126.02    | 202,308.32    | 223,742.03    | 254,424.26     | December, 4th Quarter, Yearly  | February                       | 123,764.29                                    | 29,108.90                                |
| 89,543.91     | 88,356.24     | 99,481.19     | 98,684.79     | 90,364.04     | 97,024.18     | 107,810.68    | 120,617.71    | 136,428.71    | 141,523.60    | 141,523.60     | January                        | March                          | 69,969.53                                     |  |
| 87,212.18     | 82,872.45     | 104,111.05    | 99,516.55     | 93,204.34     | 92,537.54     | 118,975.35    | 134,236.14    | 146,805.07    | 146,886.39    | 146,886.39     | February                       | April                          | 72,199.31                                     |  |
| 125,621.99    | 132,335.88    | 133,405.05    | 141,709.49    | 148,772.69    | 153,252.45    | 177,892.27    | 187,322.27    | 195,085.16    | 203,013.55    | 203,013.55     | March and 1st Quarter          | May                            | 102,699.47                                    |  |
| 109,484.20    | 113,117.58    | 133,410.60    | 129,041.03    | 127,965.46    | 128,743.30    | 144,969.57    | 152,170.48    | 169,554.70    | 184,387.61    | 184,387.61     | April                          | June                           | 89,268.28                                     |  |
| 112,088.28    | 119,846.83    | 122,196.26    | 117,201.95    | 116,809.95    | 125,153.69    | 140,436.50    | 154,274.37    | 165,319.97    | 187,207.85    | 187,207.85     | May                            | July                           | 86,252.41                                     |  |
| 130,749.36    | 138,119.40    | 142,780.87    | 136,001.87    | 141,909.04    | 153,274.75    | 160,837.54    | 148,661.30    | 187,789.04    | 216,770.81    | 216,770.81     | June and 2nd Quarter           | August                         | 105,783.13                                    |  |
| 108,739.98    | 116,168.09    | 124,848.42    | 128,883.49    | 125,112.90    | 117,914.04    | 138,870.51    | 151,120.09    | 172,568.83    | 184,784.93    | 184,784.93     | July                           | September                      | 89,251.45                                     |  |
| 1,316,279.78  | 1,404,151.86  | 1,504,762.11  | 1,506,265.92  | 1,458,038.85  | 1,537,549.01  | 1,680,764.13  | 1,818,464.16  | 2,025,631.20  | 2,189,790.27  | 954,324.43     | Total Per Year                 |                                | Annual Average As of Last Full Reporting Year | Over / (Under) Last Year                 |
| 14,679,689.24 | 16,083,841.10 | 17,588,603.21 | 19,094,872.13 | 20,552,910.98 | 22,090,459.99 | 23,771,224.12 | 25,589,708.28 | 27,615,339.48 | 29,805,129.75 | 30,759,454.18  | Total All Years                |                                | 1,064,468.92                                  | (1,235,465.84)                           |
| 144,034.45    | 87,872.08     | 100,610.25    | 1,506.81      | (48,230.07)   | 79,510.16     | 143,215.12    | 137,720.03    | 207,147.04    | 164,159.07    | (1,235,465.84) | \$ Inc / (Dec) Over Prior Year |                                | \$ Inc / (Dec)                                |  |
| 12.29%        | 6.63%         | 7.17%         | 0.10%         | -3.20%        | 5.45%         | 9.31%         | 8.19%         | 11.39%        | 8.10%         | -56.42%        | % Inc / Dec Over Prior Year    |                                | 74,540.04                                     |  |
| CY2005        | CY2006        | CY2007        | CY2008        | CY2009        | CY2010        | CY2011        | CY2012        | CY2013        | CY2014        | CY2015         |                                |                                |   |  |
| 1,205,410.75  | 1,344,052.92  | 1,433,216.16  | 1,514,296.84  | 1,479,992.71  | 1,465,825.03  | 1,546,945.29  | 1,717,241.33  | 1,868,270.04  | 2,082,583.00  | 2,186,843.64   |                                |                                |   |  |
| 115,286.37    | 138,642.17    | 89,163.24     | 81,080.68     | (34,304.13)   | 5,832.32      | 61,120.26     | 170,296.04    | 151,028.71    | 214,312.96    | 104,280.64     |                                |                                |   |  |

NOTATION: sales tax allocation was reduced by an audit addback of \$25,072.31 initiated by a Computer audit showing a 2012 Enclosure (1) outside the City of Midland but was incorrectly allocated to the City of Midland. The City of Midland has agreed to refund the amount to the County which would have been lost from \$173,879.64 - 2013, 2014, 2015.

### GILLESPIE COUNTY, TEXAS COUNTY SALES TAX ALLOCATION SUMMARY

March 1988 through FY2016





## GILLESPIE COUNTY, TEXAS REPAYMENT OF ERRONEOUS RECEIPT OF SALES AND USE TAX

January 1997 Through October 2016

| Year 1            | Year 2     | Year 3     | Year 4     | Year 5     | Year 6     | Year 7     | Year 8     | Year 9     | Year 10    | Year 11    | Year 12    | Year 13    | Year 14    | Year 15    | Year 16    | Year 17    | Year 18    | Year 19    | Year 20           |          |
|-------------------|------------|------------|------------|------------|------------|------------|------------|------------|------------|------------|------------|------------|------------|------------|------------|------------|------------|------------|-------------------|----------|
| 1997              | 1998       | 1999       | 2000       | 2001       | 2002       | 2003       | 2004       | 2005       | 2006       | 2007       | 2008       | 2009       | 2010       | 2011       | 2012       | 2013       | 2014       | 2015       | 2016              |          |
| <b>211,870.02</b> | 201,276.54 | 190,683.06 | 180,089.55 | 169,496.10 | 158,902.62 | 148,309.14 | 137,715.66 | 127,122.18 | 116,528.70 | 105,935.22 | 95,341.74  | 84,748.26  | 74,154.78  | 63,561.30  | 52,967.82  | 42,374.34  | 31,780.86  | 21,187.38  | <b>10,593.90</b>  |          |
| 2,648.37          | 2,648.37   | 2,648.37   | 2,648.37   | 2,648.37   | 2,648.37   | 2,648.37   | 2,648.37   | 2,648.37   | 2,648.37   | 2,648.37   | 2,648.37   | 2,648.37   | 2,648.37   | 2,648.37   | 2,648.37   | 2,648.37   | 2,648.37   | 2,648.37   | 2,648.37          | 2,648.37 |
| 2,648.37          | 2,648.37   | 2,648.37   | 2,648.37   | 2,648.37   | 2,648.37   | 2,648.37   | 2,648.37   | 2,648.37   | 2,648.37   | 2,648.37   | 2,648.37   | 2,648.37   | 2,648.37   | 2,648.37   | 2,648.37   | 2,648.37   | 2,648.37   | 2,648.37   | 2,648.37          | 2,648.37 |
| 2,648.37          | 2,648.37   | 2,648.37   | 2,648.37   | 2,648.37   | 2,648.37   | 2,648.37   | 2,648.37   | 2,648.37   | 2,648.37   | 2,648.37   | 2,648.37   | 2,648.37   | 2,648.37   | 2,648.37   | 2,648.37   | 2,648.37   | 2,648.37   | 2,648.37   | 2,648.37          | 2,648.37 |
| 2,648.37          | 2,648.37   | 2,648.37   | 2,648.37   | 2,648.37   | 2,648.37   | 2,648.37   | 2,648.37   | 2,648.37   | 2,648.37   | 2,648.37   | 2,648.37   | 2,648.37   | 2,648.37   | 2,648.37   | 2,648.37   | 2,648.37   | 2,648.37   | 2,648.37   | 2,648.37          | 2,648.37 |
| 10,593.48         | 21,186.96  | 31,780.44  | 42,373.92  | 52,967.40  | 63,560.88  | 74,154.36  | 84,747.84  | 95,341.32  | 105,934.80 | 116,528.28 | 127,121.76 | 137,715.24 | 148,308.72 | 158,902.20 | 169,495.68 | 180,089.16 | 190,682.64 | 201,276.12 | <b>203,924.49</b> |          |
| 201,276.54        | 190,683.06 | 180,089.55 | 169,496.10 | 158,902.62 | 148,309.14 | 137,715.66 | 127,122.18 | 116,528.70 | 105,935.22 | 95,341.74  | 84,748.26  | 74,154.78  | 63,561.30  | 52,967.82  | 42,374.34  | 31,780.86  | 21,187.38  | 10,593.90  | <b>7,945.53</b>   |          |
| 201,276.54        | 190,683.06 | 180,089.55 | 169,496.10 | 158,902.62 | 148,309.14 | 137,715.66 | 127,122.18 | 116,528.70 | 105,935.22 | 95,341.74  | 84,748.26  | 74,154.78  | 63,561.30  | 52,967.82  | 42,374.34  | 31,780.86  | 21,187.38  | 10,593.90  | <b>0.00</b>       |          |

Gillespie County proposal of repayment (as outlined in letter of October 18, 1996) as accepted by State Comptroller ...  
Gillespie County will make 80 quarterly payments (due first of each month: January, April, July, and October)  
for 20 years beginning January 01, 1997:

79 quarterly payments of \$2,648.37 each beginning on January 01, 1997 through July 01, 2016 and  
a final payment of \$2,648.79 on October 01, 2016 for a total of \$211,870.02.

**Gillespie County, Texas**  
**Hotel Occupancy Tax ... Quarterly Recaps**  
**As of Period Ending February 29, 2016**

|                         | Collection/Remittance<br>Period | Collections                    |                                 | Disbursements       |            | Cash Balance           |
|-------------------------|---------------------------------|--------------------------------|---------------------------------|---------------------|------------|------------------------|
|                         |                                 | HOT & P&I<br>Interest Earnings | Convention & Visitors<br>Bureau | Organizations etc   |            |                        |
|                         |                                 |                                |                                 |                     |            |                        |
| FY2016                  | 3rd Quarter 2016                |                                |                                 |                     |            | 607,074.15             |
|                         | 2nd Quarter 2016                |                                |                                 |                     |            | 607,074.15             |
|                         | 1st Quarter 2016                |                                | 123,242.98                      |                     |            | 607,074.15             |
|                         | 4th Quarter 2015                |                                | 96,483.07                       | 150,829.00          |            | 483,831.17             |
| FY2015                  | 3rd Quarter 2015                |                                | 115,558.26                      |                     | (881.94)   | 538,177.10             |
|                         | Sub-Total                       | 185,337.25                     | 335,284.31                      | 150,829.00          | (881.94)   |                        |
| FY2014                  | 2nd Quarter 2015                |                                | 120,944.22                      | 127,742.50          | 118,000.00 | 421,736.90             |
|                         | 1st Quarter 2015                |                                | 122,937.00                      |                     |            | 546,535.18             |
|                         | 4th Quarter 2014                |                                | 104,239.90                      | 127,742.50          |            | 423,598.18             |
|                         | 3rd Quarter 2014                |                                | 120,711.31                      |                     |            | 447,100.78             |
| FY2014                  | Sub-Total                       | 95,347.43                      | 468,832.43                      | 255,485.00          | 118,000.00 |                        |
|                         | 2nd Quarter 2014                |                                | 95,362.58                       | 111,163.00          | 120,000.00 | 326,389.47             |
| FY2013                  | 1st Quarter 2014                |                                | 92,050.01                       |                     |            | 462,189.89             |
|                         | 4th Quarter 2013                |                                | 90,687.97                       | 111,163.00          |            | 370,139.88             |
|                         | 3rd Quarter 2013                |                                | 82,776.94                       |                     |            | 390,614.91             |
|                         | Sub-Total                       | 18,551.50                      | 360,877.50                      | 222,326.00          | 120,000.00 |                        |
| FY2012                  | 2nd Quarter 2013                |                                | 82,927.36                       | 96,357.50           | 80,000.00  | 307,837.97             |
|                         | 1st Quarter 2013                |                                | 102,188.41                      |                     |            | 401,268.11             |
|                         | 4th Quarter 2012                |                                | 56,763.25                       | 96,357.50           |            | 299,079.70             |
|                         | 3rd Quarter 2012                |                                | 69,377.43                       |                     |            | 338,673.95             |
| FY2012                  | Sub-Total                       | 38,541.45                      | 311,256.45                      | 192,715.00          | 80,000.00  |                        |
|                         | 2nd Quarter 2012                |                                | 76,505.61                       | 84,193.50           | 11,000.00  | 269,296.52             |
| FY2011                  | 1st Quarter 2012                |                                | 67,043.98                       |                     | 69,000.00  | 287,984.41             |
|                         | 4th Quarter 2011                |                                | 63,485.70                       | 84,193.50           |            | 289,940.43             |
|                         | 3rd Quarter 2011                |                                | 62,766.18                       |                     |            | 310,648.23             |
|                         | Sub-Total                       | 21,414.47                      | 269,801.47                      | 168,387.00          | 80,000.00  |                        |
| FY2010                  | 2nd Quarter 2011                |                                | 60,050.07                       | 80,530.57           |            | 247,882.05             |
|                         | 1st Quarter 2011                |                                | 61,473.10                       |                     | 80,000.00  | 268,362.55             |
|                         | 4th Quarter 2010                |                                | 47,182.38                       | 80,530.57           |            | 286,889.45             |
|                         | 3rd Quarter 2010                |                                | 67,036.85                       |                     |            | 320,237.64             |
| FY2010                  | Sub-Total                       | (5,318.74)                     | 235,742.40                      | 161,061.14          | 80,000.00  |                        |
|                         | 2nd Quarter 2010                |                                | 47,363.32                       | 82,089.00           | 61,500.00  | 253,200.79             |
| FY2009                  | 1st Quarter 2010                |                                | 67,910.43                       |                     |            | 349,426.47             |
|                         | 4th Quarter 2009                |                                | 46,539.68                       | 82,089.00           |            | 281,516.04             |
|                         | 3rd Quarter 2009                |                                | 63,672.15                       |                     |            | 317,065.36             |
|                         | Sub-Total                       | (192.42)                       | 225,485.58                      | 164,178.00          | 61,500.00  |                        |
| FY2008                  | 2nd Quarter 2009                |                                | 55,182.22                       |                     |            | 253,393.21             |
|                         | 1st Quarter 2009                |                                | 68,196.40                       | 80,854.20           |            | 198,210.99             |
|                         | 4th Quarter 2008                |                                | 43,834.09                       | 80,854.20           |            | 210,868.79             |
|                         | 3rd Quarter 2008                |                                | 75,474.18                       |                     | 15,000.00  | 247,888.90             |
| FY2008                  | Sub-Total                       | 65,978.49                      | 242,686.89                      | 161,708.40          | 15,000.00  |                        |
|                         | 2nd Quarter 2008                |                                | 52,205.02                       | 100,000.00          |            | 187,414.72             |
| FY2007                  | 1st Quarter 2008                |                                | 62,603.17                       |                     |            | 235,209.70             |
|                         | 4th Quarter 2007                |                                | 53,485.43                       |                     |            | 172,606.53             |
|                         | 3rd Quarter 2007                |                                | 61,352.43                       |                     |            | 119,121.10             |
|                         | Sub-Total                       | 129,646.05                     | 229,646.05                      | 100,000.00          | 0.00       |                        |
| FY2007                  | 2nd Quarter 2007                |                                | 57,271.57                       |                     |            | 57,768.67              |
|                         | 1st Quarter 2007                |                                | 497.10                          | 0.00                | 0.00       | 497.10                 |
|                         | Sub-Total                       | 57,768.67                      | 57,768.67                       | 0.00                | 0.00       |                        |
|                         |                                 |                                |                                 | 1,576,689.54        | 553,618.06 |                        |
| <b>Totals All Years</b> |                                 | <b>Revenues</b>                | <b>2,737,381.75</b>             | <b>Expenditures</b> |            | <b>2,130,307.60</b>    |
|                         |                                 |                                |                                 |                     |            | <b>Net Cash Effect</b> |
|                         |                                 |                                |                                 |                     |            | <b>607,074.15</b>      |

### GILLESPIE COUNTY, TEXAS

GOB Series 2010 Refunding Bonds ... December.2010  
Post COB Series 2001 ... September.2001

Bond Redemptions & Interest Payment Schedule  
February.2011 through February.2021

|                               | Year 1       | Year 2       | Year 3       | Year 4       | Year 5       | Year 6       | Year 7     | Year 8     | Year 9     | Year 10    | Year 11    |                               |
|-------------------------------|--------------|--------------|--------------|--------------|--------------|--------------|------------|------------|------------|------------|------------|-------------------------------|
|                               | 2011         | 2012         | 2013         | 2014         | 2015         | 2016         | 2017       | 2018       | 2019       | 2020       | 2021       |                               |
| Actual Balance At Year Start  | 1,839,134.46 | 1,779,647.50 | 1,603,672.50 | 1,429,447.50 | 1,247,370.00 | 1,067,992.50 |            |            |            |            |            | Actual Balance At Year Start  |
| February bonds interest       | 35,000.00    | 140,000.00   | 140,000.00   | 150,000.00   | 150,000.00   | 150,000.00   |            |            |            |            |            | bonds interest February       |
| August bonds interest         | 0.00         | 0.00         | 0.00         | 0.00         | 0.00         | 0.00         |            |            |            |            |            | bonds interest August         |
| Total Remitted To Date        | 59,486.96    | 235,461.96   | 409,686.96   | 591,764.46   | 771,141.96   | 935,099.46   | 935,099.46 | 935,099.46 | 935,099.46 | 935,099.46 | 935,099.46 | Total Remitted To Date        |
| Actual Balance To Date        | 1,779,647.50 | 1,603,672.50 | 1,429,447.50 | 1,247,370.00 | 1,067,992.50 | 904,035.00   |            |            |            |            |            | Actual Balance To Date        |
| Projected Pymnt Per Year      | 59,486.96    | 175,975.00   | 174,225.00   | 182,077.50   | 179,377.50   | 176,265.00   | 177,677.50 | 178,540.00 | 178,865.00 | 178,670.00 | 177,975.00 | Projected Pymnt Per Year      |
| Projected Balance At Year End | 1,779,647.50 | 1,603,672.50 | 1,429,447.50 | 1,247,370.00 | 1,067,992.50 | 891,727.50   | 714,050.00 | 535,510.00 | 356,645.00 | 177,975.00 | 0.00       | Projected Balance At Year End |

|                       |  |                       |                                  |                       |   |
|-----------------------|--|-----------------------|----------------------------------|-----------------------|---|
| <b>\$1,988,356.26</b> | COB Series 2001 Debt Service on Refunded Bonds | <b>\$1,590,000.00</b> | Principal                        | <b>\$1,590,000.00</b> | Series 2010 Sources of Funds..Proceeds of Bonds |
| <b>\$1,839,134.46</b> | GOB Series 2010 Refunded Bonds                 | <b>\$249,134.46</b>   | interest                         | <b>\$38,746.50</b>    | Cost of Issuance                                |
| <b>\$149,221.80</b>   | Net savings                                    | <b>\$1,839,134.46</b> | GOB Series 2010, Refunding Bonds | <b>\$1,551,253.50</b> | Deposit to Escrow                               |

Original Certificates of Obligation Bonds Series 2001 payments started February 2002  
Series 2010 Refunding ... Interest and Bond Redemptions due February of each year starting February of 2011  
Series 2010 Refunding ... Interest only due August of each year starting August of 2011

**GILLESPIE COUNTY, TEXAS**

**GOB Series 2013 ... Jail Project**

**Bond Redemptions Interest Payment Schedule  
February.2014 through February.2033**

| Schedule<br>Bond Redemption &<br>Interest Payment                                   |          | Initial Receipt<br>of Bonds<br>June.2013 | Year 1<br>2014       | Year 2<br>2015       | Year 3<br>2016       | Year 4<br>2017       | Year 5<br>2018       | Year 6<br>2019       | Year 7<br>2020       | Year 8<br>2021       | Year 9<br>2022       | Year 10<br>2023      |
|---|----------|--|----------------------|----------------------|----------------------|----------------------|----------------------|----------------------|----------------------|----------------------|----------------------|----------------------|
| <b>Projected Balances<br/>At Year Start</b>   |          | <b>20,429,713.00</b>                     | <b>20,429,713.00</b> | <b>19,408,475.00</b> | <b>18,387,525.00</b> | <b>17,387,275.00</b> | <b>16,347,925.00</b> | <b>15,324,725.00</b> | <b>14,300,875.00</b> | <b>13,279,650.00</b> | <b>12,256,300.00</b> | <b>11,234,800.00</b> |
| February  | bonds    | 0.00                                     | 395,000.00           | 530,000.00           | 540,000.00           | 550,000.00           | 565,000.00           | 580,000.00           | 595,000.00           | 620,000.00           | 645,000.00           | 670,000.00           |
|   | interest | 0.00                                     | 378,113.00           | 248,125.00           | 242,825.00           | 237,425.00           | 231,925.00           | 226,275.00           | 217,575.00           | 208,650.00           | 194,700.00           | 181,800.00           |
| August  | bonds    | 0.00                                     | 0.00                 | 0.00                 | 0.00                 | 0.00                 | 0.00                 | 0.00                 | 0.00                 | 0.00                 | 0.00                 | 0.00                 |
|   | interest | 0.00                                     | 248,125.00           | 242,825.00           | 237,425.00           | 231,925.00           | 226,275.00           | 217,575.00           | 208,650.00           | 194,700.00           | 181,800.00           | 168,400.00           |
| <b>Projected<br/>Total Remittance</b>   |          | <b>0.00</b>                              | <b>1,021,238.00</b>  | <b>2,042,188.00</b>  | <b>3,062,438.00</b>  | <b>4,081,788.00</b>  | <b>5,104,988.00</b>  | <b>6,128,838.00</b>  | <b>7,150,063.00</b>  | <b>8,173,413.00</b>  | <b>9,194,913.00</b>  | <b>10,215,113.00</b> |
| <b>Project Balances<br/>At Year End</b>   |          | <b>20,429,713.00</b>                     | <b>19,408,475.00</b> | <b>18,387,525.00</b> | <b>17,367,275.00</b> | <b>16,347,925.00</b> | <b>15,324,725.00</b> | <b>14,300,875.00</b> | <b>13,279,650.00</b> | <b>12,256,300.00</b> | <b>11,234,800.00</b> | <b>10,214,600.00</b> |
| Bonds Issued June.2014  |          |  |                      |                      |                      |                      |                      |                      |                      |                      |                      |                      |
| Principal and Interest payments due February of each year starting February of 2014 |          |  |                      |                      |                      |                      |                      |                      |                      |                      |                      |                      |
| Interest only payments due August of each year starting August of 2014              |          |  |                      |                      |                      |                      |                      |                      |                      |                      |                      |                      |

| Outstanding<br>Tax Secured Debt      |          | Initial Receipt<br>of Bonds<br>June.2013 | Year 1<br>2014       | Year 2<br>2015       | Year 3<br>2016       | Year 4<br>2017 | Year 5<br>2018 | Year 6<br>2019 | Year 7<br>2020 | Year 8<br>2021 | Year 9<br>2022 | Year 10<br>2023 |
|--------------------------------------|----------|--|----------------------|----------------------|----------------------|----------------|----------------|----------------|----------------|----------------|----------------|-----------------|
| <b>Balances<br/>At Year Start</b>    |          | <b>20,429,713.00</b>                     | <b>20,429,713.00</b> | <b>19,408,475.50</b> | <b>18,387,525.50</b> |                |                |                |                |                |                |                 |
| February                             | bonds    | 0.00                                     | 395,000.00           | 530,000.00           | 540,000.00           |                |                |                |                |                |                |                 |
|                                      | interest | 0.00                                     | 378,112.50           | 248,125.00           | 242,825.00           |                |                |                |                |                |                |                 |
| August                               | bonds    | 0.00                                     | 0.00                 | 0.00                 |                      |                |                |                |                |                |                |                 |
|                                      | interest | 0.00                                     | 248,125.00           | 242,825.00           |                      |                |                |                |                |                |                |                 |
| <b>Total<br/>Annual Remittances</b>  |          | <b>0.00</b>                              | <b>1,021,237.50</b>  | <b>1,020,950.00</b>  | <b>782,825.00</b>    |                |                |                |                |                |                |                 |
| <b>Total<br/>Remittances To Date</b> |          | <b>0.00</b>                              | <b>1,021,237.50</b>  | <b>2,042,187.50</b>  | <b>2,825,012.50</b>  |                |                |                |                |                |                |                 |

GILLESPIE COUNTY, TEXAS

GOB Series 2013 ... Jail Project

Bond Redemptions Interest Payment Schedule  
February, 2014 through February, 2033

| Schedule<br>Bond Redemption &<br>Interest Payment | Year 11<br>2024 | Year 12<br>2025 | Year 13<br>2026 | Year 14<br>2027 | Year 15<br>2028 | Year 16<br>2029 | Year 17<br>2030 | Year 18<br>2031 | Year 19<br>2032 | Year 20<br>2033 |
|---|-----------------|-----------------|-----------------|-----------------|-----------------|-----------------|-----------------|-----------------|-----------------|-----------------|
| Projected Balances<br>At Year Start               | 10,214,600.00   | 9,191,800.00    | 8,172,500.00    | 7,152,800.00    | 6,129,000.00    | 5,107,400.00    | 4,084,300.00    | 3,061,100.00    | 2,039,200.00    | 1,020,000.00    |
| February<br>bonds                                 | 700,000.00      | 725,000.00      | 755,000.00      | 790,000.00      | 820,000.00      | 855,000.00      | 890,000.00      | 925,000.00      | 960,000.00      | 1,000,000.00    |
| interest  | 168,400.00      | 154,400.00      | 139,900.00      | 124,800.00      | 109,000.00      | 92,600.00       | 75,500.00       | 57,700.00       | 39,200.00       | 20,000.00       |
| August<br>bonds                                   | 0.00            | 0.00            | 0.00            | 0.00            | 0.00            | 0.00            | 0.00            | 0.00            | 0.00            | 0.00            |
| interest  | 154,400.00      | 139,900.00      | 124,800.00      | 109,000.00      | 92,600.00       | 75,500.00       | 57,700.00       | 39,200.00       | 20,000.00       | 0.00            |
| Projected<br>Total Remittance                     | 11,237,913.00   | 12,257,213.00   | 13,276,913.00   | 14,300,713.00   | 15,322,313.00   | 16,345,413.00   | 17,368,613.00   | 18,390,513.00   | 19,409,713.00   | 20,429,713.00   |
| Project Balances<br>At Year End                   | 9,191,800.00    | 8,172,500.00    | 7,152,800.00    | 6,129,000.00    | 5,107,400.00    | 4,084,300.00    | 3,061,100.00    | 2,039,200.00    | 1,020,000.00    | 0.00            |

Bonds Issued June, 2014

Principal and Interest payments due February of each year starting February of 2014

Interest only payments due August of each year starting August of 2014

| Outstanding<br>Tax Secured Debt | Year 11<br>2024 | Year 12<br>2025 | Year 13<br>2026 | Year 14<br>2027 | Year 15<br>2028 | Year 16<br>2029 | Year 17<br>2030 | Year 18<br>2031 | Year 19<br>2032 | Year 20<br>2033 |
|---------------------------------|-----------------|-----------------|-----------------|-----------------|-----------------|-----------------|-----------------|-----------------|-----------------|-----------------|
| Balances<br>At Year Start       |                 |                 |                 |                 |                 |                 |                 |                 |                 |                 |
| February<br>bonds<br>interest   |                 |                 |                 |                 |                 |                 |                 |                 |                 |                 |
| August<br>bonds<br>interest     |                 |                 |                 |                 |                 |                 |                 |                 |                 |                 |
| Total<br>Annual Remittances     |                 |                 |                 |                 |                 |                 |                 |                 |                 |                 |
| Total<br>Remittances To Date    |                 |                 |                 |                 |                 |                 |                 |                 |                 |                 |

**GILLESPIE COUNTY, TEXAS**  
Capital Assets Lease/Purchase ... Contract 6451, September.2013  
Road & Bridge Departments

**PROJECTED Payments**

| PROJECTED<br>Payments                   | FY2014             |           |           | FY2015           |           |           | FY2016           |           |           | FY2017           |           |           | FY2018           |           |           | FY2019           |           |          |
|---|--------------------|-----------|-----------|------------------|-----------|-----------|------------------|-----------|-----------|------------------|-----------|-----------|------------------|-----------|-----------|------------------|-----------|----------|
|   | Total<br>Payment   | Principal | Interest  | Total<br>Payment | Principal | Interest  | Total<br>Payment | Principal | Interest  | Total<br>Payment | Principal | Interest  | Total<br>Payment | Principal | Interest  | Total<br>Payment | Principal | Interest |
| Balance At Year Start                   | *****              |           |           | *****            |           |           | *****            |           |           | *****            |           |           | 73,094.56        |           |           | 10,442.08        |           |          |
| October                                 | payment            |           |           | 5,221.04         |           |           | 5,221.04         |           |           | 5,221.04         |           |           | 5,221.04         |           |           | 5,221.04         |           |          |
|   | principal/interest |           |           |                  | 4,448.50  | 772.54    |                  | 4,622.79  | 598.25    |                  | 4,803.90  | 417.14    |                  | 4,992.12  | 28.92     |                  | 5,187.70  | 33.34    |
| November                                | payment            |           |           | 5,221.04         |           |           | 5,221.04         |           |           | 5,221.04         |           |           | 5,221.04         |           |           | 5,221.04         |           |          |
|   | principal/interest |           |           |                  | 4,462.77  | 758.27    |                  | 4,637.62  | 583.42    |                  | 4,819.31  | 401.73    |                  | 5,008.13  | 212.91    |                  | 5,204.37  | 16.67    |
| December                                | payment            | 5,221.04  |           | 5,221.04         |           |           | 5,221.04         |           |           | 5,221.04         |           |           | 5,221.04         |           |           |                  |           |          |
|   | principal/interest |           | 3,882.97  | 1,338.07         |           | 4,477.08  | 743.96           |           | 4,652.49  | 568.55           |           | 4,834.77  | 386.27           |           | 5,024.20  | 196.84           |           |          |
| January                                 | payment            | 5,221.04  |           | 5,221.04         |           |           | 5,221.04         |           |           | 5,221.04         |           |           | 5,221.04         |           |           |                  |           |          |
|   | principal/interest |           | 4,322.11  | 898.93           |           | 4,491.44  | 729.60           |           | 4,667.42  | 553.62           |           | 4,850.28  | 370.76           |           | 5,040.31  | 160.73           |           |          |
| February                                | payment            | 5,221.04  |           | 5,221.04         |           |           | 5,221.04         |           |           | 5,221.04         |           |           | 5,221.04         |           |           |                  |           |          |
|   | principal/interest |           | 4,335.97  | 885.07           |           | 4,505.85  | 715.19           |           | 4,682.39  | 538.65           |           | 4,865.84  | 355.20           |           | 5,056.48  | 164.56           |           |          |
| March                                   | payment            | 5,221.04  |           | 5,221.04         |           |           | 5,221.04         |           |           | 5,221.04         |           |           | 5,221.04         |           |           |                  |           |          |
|   | principal/interest |           | 4,349.88  | 871.16           |           | 4,520.30  | 700.74           |           | 4,697.41  | 523.63           |           | 4,881.45  | 339.59           |           | 5,072.70  | 148.34           |           |          |
| April                                   | payment            | 5,221.04  |           | 5,221.04         |           |           | 5,221.04         |           |           | 5,221.04         |           |           | 5,221.04         |           |           |                  |           |          |
|   | principal/interest |           | 4,363.83  | 857.21           |           | 4,534.80  | 686.24           |           | 4,712.48  | 508.56           |           | 4,897.11  | 323.93           |           | 5,088.97  | 132.07           |           |          |
| May                                     | payment            | 5,221.04  |           | 5,221.04         |           |           | 5,221.04         |           |           | 5,221.04         |           |           | 5,221.04         |           |           |                  |           |          |
|   | principal/interest |           | 4,377.83  | 843.21           |           | 4,549.35  | 671.69           |           | 4,727.59  | 493.45           |           | 4,912.82  | 308.22           |           | 5,105.30  | 115.74           |           |          |
| June                                    | payment            | 5,221.04  |           | 5,221.04         |           |           | 5,221.04         |           |           | 5,221.04         |           |           | 5,221.04         |           |           |                  |           |          |
|   | principal/interest |           | 4,391.87  | 829.17           |           | 4,563.94  | 657.10           |           | 4,742.76  | 478.28           |           | 4,928.57  | 292.47           |           | 5,121.67  | 99.37            |           |          |
| July                                    | payment            | 5,221.04  |           | 5,221.04         |           |           | 5,221.04         |           |           | 5,221.04         |           |           | 5,221.04         |           |           |                  |           |          |
|   | principal/interest |           | 4,405.96  | 815.08           |           | 4,578.58  | 642.46           |           | 4,757.97  | 463.07           |           | 4,944.38  | 276.66           |           | 5,138.10  | 82.94            |           |          |
| August                                  | payment            | 5,221.04  |           | 5,221.04         |           |           | 5,221.04         |           |           | 5,221.04         |           |           | 5,221.04         |           |           |                  |           |          |
|   | principal/interest |           | 4,420.10  | 800.94           |           | 4,593.27  | 627.77           |           | 4,773.23  | 447.81           |           | 4,960.24  | 260.80           |           | 5,154.58  | 66.46            |           |          |
| September                               | payment            | 5,221.04  |           | 5,221.04         |           |           | 5,221.04         |           |           | 5,221.04         |           |           | 5,221.04         |           |           |                  |           |          |
|   | principal/interest |           | 4,434.27  | 786.77           |           | 4,608.01  | 613.03           |           | 4,788.54  | 432.50           |           | 4,976.16  | 244.88           |           | 5,171.12  | 49.92            |           |          |
| <b>Total Proposed Payments Per Year</b> |                    |           |           |                  |           |           |                  |           |           |                  |           |           |                  |           |           |                  |           |          |
|   | Total Payments     | 52,210.40 |           | 62,652.48        |           | 62,652.48 |                  | 62,652.48 |           | 62,652.48        |           | 62,652.48 |                  | 62,652.48 |           | 10,442.08        |           |          |
|   | Principal          |           | 43,284.79 |                  | 54,333.89 |           | 56,462.69        |           | 58,674.83 |                  | 60,973.68 |           | 60,973.68        |           | 10,392.07 |                  |           |          |
|   | Interest           |           |           | 8,925.61         |           | 8,318.59  |                  | 6,189.79  |           | 3,977.65         |           | 1,478.80  |                  |           |           |                  | 50.01     |          |
| <b>Projected Balance Year End</b>       |                    |           |           |                  |           |           |                  |           |           |                  |           |           |                  |           |           |                  |           |          |
|   |                    | *****     |           | *****            |           | *****     |                  | *****     |           | 73,094.56        |           | *****     |                  | 10,442.08 |           | 0.00             |           |          |



**GILLESPIE COUNTY, TEXAS**  
Public Property Finance ... Contract 6774, October 24, 2014  
Sheriff Office ... Law Enforcement Radio System Upgrade

**PROJECTED PAYMENTS**

| PROJECTED<br>Payments                   | FY2015           |           |          | FY2016           |           |          | FY2017           |           |          | FY2018           |           |          | FY2019           |           |          |
|---|------------------|-----------|----------|------------------|-----------|----------|------------------|-----------|----------|------------------|-----------|----------|------------------|-----------|----------|
|   | Total<br>Payment | Principal | Interest | Total<br>Payment | Principal | Interest | Total<br>Payment | Principal | Interest | Total<br>Payment | Principal | Interest | Total<br>Payment | Principal | Interest |
| Balance<br>Year<br>Start                | 685,683.60       |           |          | 622,829.27       |           |          | 554,260.91       |           |          | 485,692.55       |           |          | 417,124.19       |           |          |
| October<br>payment                      | 0.00             |           |          | 5,714.03         |           |          | 5,714.03         |           |          | 5,714.03         |           |          | 5,714.03         |           |          |
| principal/interest                      |                  |           |          |                  |           |          |                  |           |          |                  |           |          |                  |           |          |
| November<br>payment                     | 5,714.03         |           |          | 5,714.03         |           |          | 5,714.03         |           |          | 5,714.03         |           |          | 5,714.03         |           |          |
| principal/interest                      |                  |           |          |                  |           |          |                  |           |          |                  |           |          |                  |           |          |
| December<br>payment                     | 5,714.03         |           |          | 5,714.03         |           |          | 5,714.03         |           |          | 5,714.03         |           |          | 5,714.03         |           |          |
| principal/interest                      |                  |           |          |                  |           |          |                  |           |          |                  |           |          |                  |           |          |
| January<br>payment                      | 5,714.03         |           |          | 5,714.03         |           |          | 5,714.03         |           |          | 5,714.03         |           |          | 5,714.03         |           |          |
| principal/interest                      |                  |           |          |                  |           |          |                  |           |          |                  |           |          |                  |           |          |
| February<br>payment                     | 5,714.03         |           |          | 5,714.03         |           |          | 5,714.03         |           |          | 5,714.03         |           |          | 5,714.03         |           |          |
| principal/interest                      |                  |           |          |                  |           |          |                  |           |          |                  |           |          |                  |           |          |
| March<br>payment                        | 5,714.03         |           |          | 5,714.03         |           |          | 5,714.03         |           |          | 5,714.03         |           |          | 5,714.03         |           |          |
| principal/interest                      |                  |           |          |                  |           |          |                  |           |          |                  |           |          |                  |           |          |
| April<br>payment                        | 5,714.03         |           |          | 5,714.03         |           |          | 5,714.03         |           |          | 5,714.03         |           |          | 5,714.03         |           |          |
| principal/interest                      |                  |           |          |                  |           |          |                  |           |          |                  |           |          |                  |           |          |
| May<br>payment                          | 5,714.03         |           |          | 5,714.03         |           |          | 5,714.03         |           |          | 5,714.03         |           |          | 5,714.03         |           |          |
| principal/interest                      |                  |           |          |                  |           |          |                  |           |          |                  |           |          |                  |           |          |
| June<br>payment                         | 5,714.03         |           |          | 5,714.03         |           |          | 5,714.03         |           |          | 5,714.03         |           |          | 5,714.03         |           |          |
| principal/interest                      |                  |           |          |                  |           |          |                  |           |          |                  |           |          |                  |           |          |
| July<br>payment                         | 5,714.03         |           |          | 5,714.03         |           |          | 5,714.03         |           |          | 5,714.03         |           |          | 5,714.03         |           |          |
| principal/interest                      |                  |           |          |                  |           |          |                  |           |          |                  |           |          |                  |           |          |
| August<br>payment                       | 5,714.03         |           |          | 5,714.03         |           |          | 5,714.03         |           |          | 5,714.03         |           |          | 5,714.03         |           |          |
| principal/interest                      |                  |           |          |                  |           |          |                  |           |          |                  |           |          |                  |           |          |
| September<br>payment                    | 5,714.03         |           |          | 5,714.03         |           |          | 5,714.03         |           |          | 5,714.03         |           |          | 5,714.03         |           |          |
| principal/interest                      |                  |           |          |                  |           |          |                  |           |          |                  |           |          |                  |           |          |
| <b>Total Proposed Payments Per Year</b> |                  |           |          |                  |           |          |                  |           |          |                  |           |          |                  |           |          |
| Total Payments                          | 62,854.33        |           |          | 68,568.36        |           |          | 68,568.36        |           |          | 68,568.36        |           |          | 68,568.36        |           |          |
| Principal                               | 44,534.21        |           |          | 50,517.39        |           |          | 52,339.19        |           |          | 54,226.70        |           |          | 56,182.30        |           |          |
| Interest                                | 18,320.12        |           |          | 18,050.97        |           |          | 16,229.17        |           |          | 14,341.66        |           |          | 12,386.06        |           |          |
| <b>Projected Balance Year End</b>       |                  |           |          |                  |           |          |                  |           |          |                  |           |          |                  |           |          |
|   | 622,829.27       |           |          | 554,260.91       |           |          | 485,692.55       |           |          | 417,124.19       |           |          | 348,555.83       |           |          |



**GILLESPIE COUNTY, TEXAS**  
**Public Property Finance ... Contract 6774, October 24, 2014**  
**Sheriff Office ... Law Enforcement Radio System Upgrade**

**PROJECTED Payments**

| FY2020        |           |           | FY2021        |           |          | FY2022        |           |          | FY2023        |           |          | FY2024        |           |          | FY2025        |           |          |
|---------------|-----------|-----------|---------------|-----------|----------|---------------|-----------|----------|---------------|-----------|----------|---------------|-----------|----------|---------------|-----------|----------|
| Total Payment | Principal | Interest  | Total Payment | Principal | Interest | Total Payment | Principal | Interest | Total Payment | Principal | Interest | Total Payment | Principal | Interest | Total Payment | Principal | Interest |
| 348,555.83    |           |           | 279,987.47    |           |          | 211,419.11    |           |          | 142,850.75    |           |          | 74,282.39     |           |          | 5,714.03      |           |          |
| 5,714.03      |           |           | 5,714.03      |           |          | 5,714.03      |           |          | 5,714.03      |           |          | 5,714.03      |           |          | 5,714.03      |           |          |
|               | 4,772.32  | 941.71    |               | 4,944.43  | 769.60   |               | 5,122.74  | 591.29   |               | 5,307.48  | 406.55   |               | 5,498.88  | 215.15   |               | 5,696.97  | 17.06    |
| 5,714.03      |           |           | 5,714.03      |           |          | 5,714.03      |           |          | 5,714.03      |           |          | 5,714.03      |           |          |               |           |          |
|               | 4,786.43  | 927.60    |               | 4,959.04  | 754.99   |               | 5,137.88  | 576.15   |               | 5,323.17  | 390.86   |               | 5,515.14  | 198.89   |               |           |          |
| 5,714.03      |           |           | 5,714.03      |           |          | 5,714.03      |           |          | 5,714.03      |           |          | 5,714.03      |           |          |               |           |          |
|               | 4,800.58  | 913.45    |               | 4,973.71  | 740.32   |               | 5,153.07  | 560.96   |               | 5,338.91  | 375.12   |               | 5,531.45  | 182.58   |               |           |          |
| 5,714.03      |           |           | 5,714.03      |           |          | 5,714.03      |           |          | 5,714.03      |           |          | 5,714.03      |           |          |               |           |          |
|               | 4,814.78  | 899.25    |               | 4,988.41  | 725.62   |               | 5,168.31  | 545.72   |               | 5,354.69  | 359.34   |               | 5,547.80  | 166.23   |               |           |          |
| 5,714.03      |           |           | 5,714.03      |           |          | 5,714.03      |           |          | 5,714.03      |           |          | 5,714.03      |           |          |               |           |          |
|               | 4,829.01  | 885.02    |               | 5,003.16  | 710.87   |               | 5,183.59  | 530.44   |               | 5,370.53  | 343.50   |               | 5,564.20  | 149.83   |               |           |          |
| 5,714.03      |           |           | 5,714.03      |           |          | 5,714.03      |           |          | 5,714.03      |           |          | 5,714.03      |           |          |               |           |          |
|               | 4,843.29  | 870.74    |               | 5,017.95  | 696.08   |               | 5,198.92  | 515.11   |               | 5,386.41  | 327.62   |               | 5,580.65  | 133.38   |               |           |          |
| 5,714.03      |           |           | 5,714.03      |           |          | 5,714.03      |           |          | 5,714.03      |           |          | 5,714.03      |           |          |               |           |          |
|               | 4,857.61  | 856.42    |               | 5,032.79  | 681.24   |               | 5,214.29  | 499.74   |               | 5,402.33  | 311.70   |               | 5,597.15  | 116.88   |               |           |          |
| 5,714.03      |           |           | 5,714.03      |           |          | 5,714.03      |           |          | 5,714.03      |           |          | 5,714.03      |           |          |               |           |          |
|               | 4,871.97  | 842.06    |               | 5,047.67  | 666.36   |               | 5,229.71  | 484.32   |               | 5,418.30  | 295.73   |               | 5,613.70  | 100.33   |               |           |          |
| 5,714.03      |           |           | 5,714.03      |           |          | 5,714.03      |           |          | 5,714.03      |           |          | 5,714.03      |           |          |               |           |          |
|               | 4,886.38  | 827.65    |               | 5,062.60  | 651.43   |               | 5,245.17  | 468.86   |               | 5,434.32  | 279.71   |               | 5,630.30  | 83.73    |               |           |          |
| 5,714.03      |           |           | 5,714.03      |           |          | 5,714.03      |           |          | 5,714.03      |           |          | 5,714.03      |           |          |               |           |          |
|               | 4,900.83  | 813.20    |               | 5,077.56  | 636.47   |               | 5,260.68  | 453.35   |               | 5,450.39  | 263.64   |               | 5,646.95  | 67.08    |               |           |          |
| 5,714.03      |           |           | 5,714.03      |           |          | 5,714.03      |           |          | 5,714.03      |           |          | 5,714.03      |           |          |               |           |          |
|               | 4,915.32  | 798.71    |               | 5,092.58  | 621.45   |               | 5,276.23  | 437.80   |               | 5,466.51  | 247.52   |               | 5,663.65  | 50.38    |               |           |          |
| 5,714.03      |           |           | 5,714.03      |           |          | 5,714.03      |           |          | 5,714.03      |           |          | 5,714.03      |           |          |               |           |          |
|               | 4,929.85  | 784.18    |               | 5,107.63  | 606.40   |               | 5,291.83  | 422.20   |               | 5,482.67  | 231.36   |               | 5,680.39  | 33.64    |               |           |          |
|               |           |           |               |           |          |               |           |          |               |           |          |               |           |          |               |           |          |
| 68,568.36     |           |           | 68,568.36     |           |          | 68,568.36     |           |          | 68,568.36     |           |          | 68,568.36     |           |          | 5,714.03      |           |          |
|               | 58,208.37 |           |               | 60,307.53 |          |               | 62,482.42 |          |               | 64,735.71 |          |               | 67,070.26 |          |               | 5,696.97  |          |
|               |           | 10,359.99 |               |           | 8,260.83 |               |           | 6,085.94 |               |           | 3,832.65 |               |           | 1,498.10 |               |           | 17.06    |
| 279,987.47    |           |           | 211,419.11    |           |          | 142,850.75    |           |          | 74,282.39     |           |          | 5,714.03      |           |          | 0.00          |           |          |

**GILLESPIE COUNTY, TEXAS**  
**Public Property Finance ... Contract 6774, October 24, 2014**  
**Sheriff Office ... Law Enforcement Radio System Upgrade**

**ACTUAL Payments**

| ACTUAL<br>Payments                   | FY2015             |           |           | FY2016            |                 |                 | FY2017           |           |          | FY2018           |           |          | FY2019           |           |                   | Total<br>Payment |
|--------------------------------------|--------------------|-----------|-----------|-------------------|-----------------|-----------------|------------------|-----------|----------|------------------|-----------|----------|------------------|-----------|-------------------|------------------|
|                                      | Total<br>Payment   | Principal | Interest  | Total<br>Payment  | Principal       | Interest        | Total<br>Payment | Principal | Interest | Total<br>Payment | Principal | Interest | Total<br>Payment | Principal | Interest          |                  |
| Balance<br>Year Start                | 686,426.40         |           |           | <b>623,572.07</b> |                 |                 |                  |           |          |                  |           |          |                  |           |                   |                  |
| October                              | payment            | 0.00      |           | 5,714.03          |                 |                 |                  |           |          |                  |           |          |                  |           |                   |                  |
|                                      | principal/interest |           |           |                   | 4,141.76        | 1,572.27        |                  |           |          |                  |           |          |                  |           |                   |                  |
| November                             | payment            | 5,714.03  |           | 5,714.03          |                 |                 |                  |           |          |                  |           |          |                  |           |                   |                  |
|                                      | principal/interest |           | 3,782.22  | 1,931.81          | 4,154.01        | 1,560.02        |                  |           |          |                  |           |          |                  |           |                   |                  |
| December                             | payment            | 5,714.03  |           | 5,714.03          |                 |                 |                  |           |          |                  |           |          |                  |           |                   |                  |
|                                      | principal/interest |           | 4,021.27  | 1,692.76          | 4,166.29        | 1,547.74        |                  |           |          |                  |           |          |                  |           |                   |                  |
| January                              | payment            | 5,714.03  |           | 5,714.03          |                 |                 |                  |           |          |                  |           |          |                  |           |                   |                  |
|                                      | principal/interest |           | 4,033.16  | 1,680.87          | 4,178.61        | 1,535.42        |                  |           |          |                  |           |          |                  |           |                   |                  |
| February                             | payment            | 5,714.03  |           | <b>5,714.03</b>   |                 |                 |                  |           |          |                  |           |          |                  |           |                   |                  |
|                                      | principal/interest |           | 4,045.09  | 1,668.94          | <b>4,190.96</b> | <b>1,523.07</b> |                  |           |          |                  |           |          |                  |           |                   |                  |
| March                                | payment            | 5,714.03  |           |                   |                 |                 |                  |           |          |                  |           |          |                  |           |                   |                  |
|                                      | principal/interest |           | 4,057.05  | 1,656.98          |                 |                 |                  |           |          |                  |           |          |                  |           |                   |                  |
| April                                | payment            | 5,714.03  |           |                   |                 |                 |                  |           |          |                  |           |          |                  |           |                   |                  |
|                                      | principal/interest |           | 4,069.04  | 1,644.99          |                 |                 |                  |           |          |                  |           |          |                  |           |                   |                  |
| May                                  | payment            | 5,714.03  |           |                   |                 |                 |                  |           |          |                  |           |          |                  |           |                   |                  |
|                                      | principal/interest |           | 4,081.07  | 1,632.96          |                 |                 |                  |           |          |                  |           |          |                  |           |                   |                  |
| June                                 | payment            | 5,714.03  |           |                   |                 |                 |                  |           |          |                  |           |          |                  |           |                   |                  |
|                                      | principal/interest |           | 4,093.14  | 1,620.89          |                 |                 |                  |           |          |                  |           |          |                  |           |                   |                  |
| July                                 | payment            | 5,714.03  |           |                   |                 |                 |                  |           |          |                  |           |          |                  |           |                   |                  |
|                                      | principal/interest |           | 4,105.24  | 1,608.79          |                 |                 |                  |           |          |                  |           |          |                  |           |                   |                  |
| August                               | payment            | 5,714.03  |           |                   |                 |                 |                  |           |          |                  |           |          |                  |           |                   |                  |
|                                      | principal/interest |           | 4,117.38  | 1,596.65          |                 |                 |                  |           |          |                  |           |          |                  |           |                   |                  |
| September                            | payment            | 5,714.03  |           |                   |                 |                 |                  |           |          |                  |           |          |                  |           |                   |                  |
|                                      | principal/interest |           | 4,129.55  | 1,584.48          |                 |                 |                  |           |          |                  |           |          |                  |           |                   |                  |
| <b>Total Payments Current Period</b> |                    |           |           |                   |                 |                 |                  |           |          |                  |           |          |                  |           |                   |                  |
| Total Payments                       | 62,854.33          |           |           | <b>28,570.15</b>  |                 |                 |                  |           |          |                  |           |          |                  |           |                   |                  |
| Principal                            |                    | 44,534.21 |           | <b>20,831.63</b>  |                 |                 |                  |           |          |                  |           |          |                  |           |                   |                  |
| Interest                             |                    |           | 18,320.12 |                   | <b>7,738.52</b> |                 |                  |           |          |                  |           |          |                  |           |                   |                  |
| <b>Balance Current Period</b>        |                    |           |           |                   |                 |                 |                  |           |          |                  |           |          |                  |           |                   |                  |
|                                      |                    |           |           | 623,572.07        |                 |                 |                  |           |          |                  |           |          |                  |           | <b>595,001.92</b> |                  |



County of Gillespie  
 District Clerk Bond / Trust Recap  
 October 2015 - September 2016  
 Funds Managed by County Treasurer

| Cause Description  | Cause No | Initial Investment<br>Face Value | Prior Interest   |                  |                   | Current Year Interest                                 |             |             |             |             |             |             |             |             |             |             | Cause Description | Released Investments | Current Balances   | Current Interest    |                  |              |
|--|----------|----------------------------------|--|------------------|-------------------|---|-------------|-------------|-------------|-------------|-------------|-------------|-------------|-------------|-------------|-------------|-------------------|----------------------|--|---------------------|------------------|--------------|
|  |          |                                  | Adjusted Interest  | TexPool Interest | TexPool Account   |   |             |             |             |             |             |             |             |             |             |             |                   |                      |  |                     |                  |              |
|  |          |                                  |  |                  | Oct.2015          | Nov.2015  | Dec.2015    | Jan.2016    | Feb.2016    | Mar.2016    | Apr.2016    | May.2016    | Jun.2016    | Jul.2016    | Aug.2016    | Sep.2016    |                   |                      |  |                     |                  |              |
| Bredemus and J&B Cheese v Just   | 11877    | 1,000.00                         |  | 9.78             | 0.08              | 0.09  | 0.16        | 0.25        | 0.24        |             |             |             |             |             |             |             |                   |                      | Bredemus and J&B Cheese v Just   |                     | 1,010.60         | 0.82         |
| Prause &Thompson v Bierschwale   | 11897    | 100.00                           |  | 0.92             | 0.01              | 0.01  | 0.02        | 0.02        | 0.02        |             |             |             |             |             |             |             |                   |                      | Prause &Thompson v Bierschwale   |                     | 101.00           | 0.08         |
| Rutherford v Rather & Kamp   | 11904    | 100.00                           |  | 0.92             | 0.01              | 0.01  | 0.02        | 0.02        | 0.02        |             |             |             |             |             |             |             |                   |                      | Rutherford v Rather & Kamp   |                     | 101.00           | 0.08         |
| Querner v Lester   | 11928A   | 1,000.00                         |  | 1.86             | 0.08              | 0.09  | 0.16        | 0.25        | 0.24        |             |             |             |             |             |             |             |                   |                      | Querner v Lester   |                     | 1,002.68         | 0.82         |
| TexHillCo EmployeesC.U. vs Beckmann  | 12195    | 100.00                           |  | 0.05             | closed 01.19.2010 |   |             |             |             |             |             |             |             |             |             |             |                   |                      | TexHillCo EmployeesC.U. vs Beckmann  | 100.05              | 0.00             | 0.00         |
| Fulton v Coleman   | 12209    | 500.00                           |  | 3.07             | 0.04              | 0.05  | 0.08        | 0.11        | 0.12        |             |             |             |             |             |             |             |                   |                      | Fulton v Coleman   |                     | 503.47           | 0.40         |
| IBT Int v Grammer  | 12228    | 115,000.00                       |  | 130.48           | closed 06.2014    |   |             |             |             |             |             |             |             |             |             |             |                   |                      | IBT Int v Grammer  | 115,130.48          | 0.00             | 0.00         |
| Ferrell vs Hall, Executor Estate of Klein, Deceased  | 12369    | 500.00                           |  | 0.60             | closed 12.27.2010 |   |             |             |             |             |             |             |             |             |             |             |                   |                      | Ferrell vs Hall, Executor Estate of Klein, Deceased  | 500.60              | 0.00             | 0.00         |
| Baby vs Doggett  | 12603    | 400.00                           |  | 0.35             | closed 02.14.2012 |   |             |             |             |             |             |             |             |             |             |             |                   |                      | Baby vs Doggett  | 400.35              | 0.00             | 0.00         |
| Cover v Chase Bank   | 12964    | 100.00                           |  | 0.12             | 0.01              | 0.01  | 0.02        | 0.02        | 0.02        |             |             |             |             |             |             |             |                   |                      | Cover v Chase Bank   |                     | 100.20           | 0.08         |
| Balero v Federal Home Mortgage   | 13025    | 250.00                           |  | 0.50             | 0.02              | 0.02  | 0.04        | 0.06        | 0.06        |             |             |             |             |             |             |             |                   |                      | Balero v Federal Home Mortgage   |                     | 250.70           | 0.20         |
| LCRA vs TRT Ranch  | 13119    | 949,500.00                       |  | 45.58            | closed 09.10.2013 |   |             |             |             |             |             |             |             |             |             |             |                   |                      | LCRA vs TRT Ranch  | 949,545.58          | 0.00             | 0.00         |
| LCRA vs Oehler   | 13120    | 195,000.00                       |  | 9.36             | closed 09.10.2013 |   |             |             |             |             |             |             |             |             |             |             |                   |                      | LCRA vs Oehler   | 195,009.36          | 0.00             | 0.00         |
| LCRA vs Wahrmund   | 13121    | 177,000.00                       |  | 8.49             | closed 09.10.2013 |   |             |             |             |             |             |             |             |             |             |             |                   |                      | LCRA vs Wahrmund   | 177,008.49          | 0.00             | 0.00         |
| Collins, Estate of Smith v Bank of America   | 13203    | 500.00                           |  | 0.89             | 0.04              | 0.05  | 0.08        | 0.11        | 0.12        |             |             |             |             |             |             |             |                   |                      | Collins, Estate of Smith v Bank of America   |                     | 501.29           | 0.40         |
| Whatley, et al vs Live Springs, et al  | 13291    | 500.00                           |  | 0.66             | 0.04              | 0.05  | 0.08        | 0.11        | 0.12        |             |             |             |             |             |             |             |                   |                      | Whatley, et al vs Live Springs, et al  |                     | 501.06           | 0.40         |
| Bruce Kneese vs New York Life Insurance and Annuity Corp, et al  | 13320    | 951.17                           | opened 03.03.2014  | 0.30             | closed 03.05.2015 |   |             |             |             |             |             |             |             |             |             |             |                   |                      | Bruce Kneese vs New York Life Insurance and Annuity Corp, et al  | 951.47              | 0.00             | 0.00         |
| Hampton vs Spornhauer  | 13343    | 2,000.00                         |  | 2.64             | 0.16              | 0.18  | 0.32        | 0.45        | 0.48        |             |             |             |             |             |             |             |                   |                      | Hampton vs Spornhauer  |                     | 2,004.23         | 1.59         |
| Kerrville Professional Properties LTD ... vs Friendship Village Owner's Asn, Inc ...   | 13640    |                                  | Clerk ... case settled ... awaiting court order to release ... 03.03.2014 ... LL |                  |                   |   |             |             |             |             |             |             |             |             |             |             |                   |                      | Kerrville Professional Properties LTD ... vs Friendship Village Owner's Asn, Inc ...   |                     | 0.00             | 0.00         |
| In the Matter of the Marriage of Roxanne L Pennington & Gerard M Pennington and In the Interest of Sarah Pennington & Matthew Pennington, Children | 13683    | 500.00                           | opened 03.03.2014  | 0.32             | 0.04              | 0.05  | 0.08        | 0.11        | 0.12        |             |             |             |             |             |             |             |                   |                      | In the Matter of the Marriage of Roxanne L Pennington & Gerard M Pennington and In the Interest of Sarah Pennington & Matthew Pennington, Children |                     | 500.72           | 0.40         |
| Berry vs Cardash   | 13859    | 500,984.49                       | opened 09.11.2014  | 159.13           | closed 2015.06.11 |   |             |             |             |             |             |             |             |             |             |             |                   |                      | Berry vs Cardash   | 501,143.62          | 0.00             | 0.00         |
| Berry vs Cardash ... TRO   | 13859TRO | 5,000.00                         | opened 09.11.2014  | 2.69             | 0.42              | 0.49  | 0.76        | 1.14        | 1.20        |             |             |             |             |             |             |             |                   |                      | Berry vs Cardash ... TRO   |                     | 5,006.70         | 4.01         |
| Roscoe L Parker Guardianship   | 10522(a) | 7,500.00                         |  | 587.17           | closed 07.12.2007 |   |             |             |             |             |             |             |             |             |             |             |                   |                      | Roscoe L Parker Guardianship   | 8,087.17            | 0.00             | 0.00         |
| State v Farmer   | 3870A    | 4,000.00                         |  | 504.78           | 67.71             | closed 05.2004/transferred to District Clerk Acct 117 |             |             |             |             |             |             |             |             |             |             |                   |                      | State v Farmer   | 4,572.49            | 0.00             | 0.00         |
| State v Farmer   | 3870B    | 1,000.00                         |  | 125.19           | 19.89             | closed 05.2004/transferred to District Clerk Acct 117 |             |             |             |             |             |             |             |             |             |             |                   |                      | State v Farmer   | 1,146.08            | 0.00             | 0.00         |
| Damron (trust)   | 8766(A)  | 26,278.61                        |  | 92.83            | closed 01.2005    |   |             |             |             |             |             |             |             |             |             |             |                   |                      | Damron (trust)   | 26,371.44           | 0.00             | 0.00         |
| <b>Totals</b>  |          | <b>2,676,132.01</b>              |  | <b>2,308.07</b>  | <b>8,926.33</b>   | <b>1.48</b>   | <b>1.68</b> | <b>2.85</b> | <b>4.12</b> | <b>4.29</b> | <b>0.00</b> | <b>0.00</b> | <b>0.00</b> | <b>0.00</b> | <b>0.00</b> | <b>0.00</b> | <b>0.00</b>       | <b>0.00</b>          | <b>Totals</b>  | <b>2,669,344.93</b> | <b>18,035.90</b> | <b>14.42</b> |

**County of Gillespie**  
**County Clerk Holding Account Recap**  
 October 2015 -September 2016  
 Funds Managed by County Treasurer

| Cause   | Investment Face   | Prior Interest Adjusted | Current Year Interest TexPool Account                         |             |              |              |              |              |             |             |             |             |             |             | Released Investment | Current Balances  | Total Interest FY2015 |
|---|-------------------|-------------------------|---|-------------|--------------|--------------|--------------|--------------|-------------|-------------|-------------|-------------|-------------|-------------|---------------------|-------------------|-----------------------|
|   |                   |                         | Value   | Interest    | Oct.2015     | Nov.2015     | Dec.2015     | Jan.2016     | Feb.2016    | Mar.2016    | Apr.2016    | May.2016    | Jun.2016    | Jul.2016    |                     |                   |                       |
| Cause 9145 Doyle/Michael J Guardianship additional funds added July,2013 of \$662.40 to original face of \$119,517.83 or \$120,200.23 principal | 120,200.23        | 344.18                  | 9.91  | 10.95       | 19.11        | 27.37        | 28.84        |              |             |             |             |             |             |             | 0.00                | 120,640.59        | 96.18                 |
| Cause 8132 Roscoe L Parker  | 7,500.00          | 97.71                   | 04-2006 account closed ... case transferred to District Court |             |              |              |              |              |             |             |             |             |             |             | 7,597.71            | 0.00              |                       |
| Cause 8321 David Eugene Reynolds  | 100,000.00        | 11,872.07               | closed 07/14/2008   |             |              |              |              |              |             |             |             |             |             |             | 111,872.07          | 0.00              |                       |
| <b>Investment Totals</b>  | <b>107,500.00</b> | <b>0.00</b>             | <b>12,313.96</b>  | <b>9.91</b> | <b>10.95</b> | <b>19.11</b> | <b>27.37</b> | <b>28.84</b> | <b>0.00</b> | <b>0.00</b> | <b>0.00</b> | <b>0.00</b> | <b>0.00</b> | <b>0.00</b> | <b>119,469.78</b>   | <b>120,640.59</b> | <b>96.18</b>          |

GILLESPIE COUNTY TEXAS

Investment Performance Summary  
Certificate of Deposits

| Financial Institution                          | FY2016    |           |           |           |           |     |     |     |     |     |     |     | Year To Date                                   |
|--|-----------|-----------|-----------|-----------|-----------|-----|-----|-----|-----|-----|-----|-----|--|
|  | Oct       | Nov       | Dec       | Jan       | Feb       | Mar | Apr | May | Jun | Jul | Aug | Sep |  |
| <b>Blanco National Bank</b>                    |           |           |           |           |           |     |     |     |     |     |     |     | <b>Blanco National Bank</b>                    |
| Certificate of Deposits ... held at face value |           |           |           |           |           |     |     |     |     |     |     |     | Certificate of Deposits ... held at face value |
| Amount of Investment                           | 2,400,000 | 2,400,000 | 2,400,000 | 2,400,000 | 2,400,000 |     |     |     |     |     |     |     | 2,400,000                                      |
| Average Interest Rate                          | 0.4500    | 0.4500    | 0.4500    | 0.4500    | 0.4500    |     |     |     |     |     |     |     | 0.4500   |
| Earned Interest                                | 887.76    | 917.28    | 887.76    | 917.28    | 914.82    |     |     |     |     |     |     |     | 4,524.90                                       |
| <b>Security State Bank &amp; Trust</b>         |           |           |           |           |           |     |     |     |     |     |     |     | <b>Security State Bank &amp; Trust</b>         |
| Certificate of Deposits ... held at face value |           |           |           |           |           |     |     |     |     |     |     |     | Certificate of Deposits ... held at face value |
| Amount of Investment                           | 2,650,000 | 2,650,000 | 2,650,000 | 2,650,000 | 2,650,000 |     |     |     |     |     |     |     | 2,650,000                                      |
| Average Interest Rate                          | 0.3500    | 0.3500    | 0.3500    | 0.3500    | 0.3500    |     |     |     |     |     |     |     | 0.3500   |
| Earned Interest                                | 762.36    | 787.76    | 762.36    | 787.76    | 787.76    |     |     |     |     |     |     |     | 3,888.00                                       |

| Financial Institution                          | FY2015    |           |           |           |           |           |           |           |           |           |           |           | Year To Date                                   |
|--|-----------|-----------|-----------|-----------|-----------|-----------|-----------|-----------|-----------|-----------|-----------|-----------|--|
|  | Oct       | Nov       | Dec       | Jan       | Feb       | Mar       | Apr       | May       | Jun       | Jul       | Aug       | Sep       |  |
| <b>Blanco National Bank</b>                    |           |           |           |           |           |           |           |           |           |           |           |           | <b>Blanco National Bank</b>                    |
| Certificate of Deposits ... held at face value |           |           |           |           |           |           |           |           |           |           |           |           | Certificate of Deposits ... held at face value |
| Amount of Investment                           | 2,400,000 | 2,400,000 | 2,400,000 | 2,400,000 | 2,400,000 | 2,400,000 | 2,400,000 | 2,400,000 | 2,400,000 | 2,400,000 | 2,400,000 | 2,400,000 | 2,400,000                                      |
| Average Interest Rate                          | 0.4500    | 0.4500    | 0.4500    | 0.4500    | 0.4500    | 0.4500    | 0.4500    | 0.4500    | 0.4500    | 0.4500    | 0.4500    | 0.4500    | 0.4500   |
| Earned Interest                                | 887.76    | 917.28    | 887.76    | 917.28    | 912.34    | 833.42    | 916.05    | 890.22    | 917.28    | 887.76    | 917.28    | 917.28    | 10,801.71                                      |
| <b>Security State Bank &amp; Trust</b>         |           |           |           |           |           |           |           |           |           |           |           |           | <b>Security State Bank &amp; Trust</b>         |
| Certificate of Deposits ... held at face value |           |           |           |           |           |           |           |           |           |           |           |           | Certificate of Deposits ... held at face value |
| Amount of Investment                           | 2,650,000 | 2,650,000 | 2,650,000 | 2,650,000 | 2,650,000 | 2,650,000 | 2,650,000 | 2,650,000 | 2,650,000 | 2,650,000 | 2,650,000 | 2,650,000 | 2,650,000                                      |
| Average Interest Rate                          | 0.3500    | 0.3500    | 0.3500    | 0.3500    | 0.3500    | 0.3500    | 0.3500    | 0.3500    | 0.3500    | 0.3500    | 0.3500    | 0.3500    | 0.3500   |
| Earned Interest                                | 762.36    | 787.63    | 762.36    | 787.63    | 786.80    | 712.48    | 787.76    | 762.36    | 787.76    | 762.36    | 787.76    | 787.76    | 9,275.02                                       |

| Financial Institution                          | FY2014    |           |           |           |           |           |           |           |           |           |           |           | Year To Date                                   |
|--|-----------|-----------|-----------|-----------|-----------|-----------|-----------|-----------|-----------|-----------|-----------|-----------|--|
|  | Oct       | Nov       | Dec       | Jan       | Feb       | Mar       | Apr       | May       | Jun       | Jul       | Aug       | Sep       |  |
| <b>Blanco National Bank</b>                    |           |           |           |           |           |           |           |           |           |           |           |           | <b>Blanco National Bank</b>                    |
| Certificate of Deposits ... held at face value |           |           |           |           |           |           |           |           |           |           |           |           | Certificate of Deposits ... held at face value |
| Amount of Investment                           | 2,400,000 | 2,400,000 | 2,400,000 | 2,400,000 | 2,400,000 | 2,400,000 | 2,400,000 | 2,400,000 | 2,400,000 | 2,400,000 | 2,400,000 | 2,400,000 | 2,400,000                                      |
| Average Interest Rate                          | 0.5333    | 0.5167    | 0.5042    | 0.4917    | 0.4875    | 0.4792    | 0.4583    | 0.4500    | 0.4500    | 0.4500    | 0.4500    | 0.4500    | 0.4500   |
| Earned Interest                                | 1,076.62  | 1,095.57  | 1,019.12  | 1,036.14  | 1,005.73  | 910.12    | 985.20    | 912.39    | 925.77    | 887.76    | 917.28    | 917.28    | 11,688.98                                      |
| <b>Security State Bank &amp; Trust</b>         |           |           |           |           |           |           |           |           |           |           |           |           | <b>Security State Bank &amp; Trust</b>         |
| Certificate of Deposits ... held at face value |           |           |           |           |           |           |           |           |           |           |           |           | Certificate of Deposits ... held at face value |
| Amount of Investment                           | 2,650,000 | 2,650,000 | 2,650,000 | 2,650,000 | 2,650,000 | 2,650,000 | 2,650,000 | 2,650,000 | 2,650,000 | 2,650,000 | 2,650,000 | 2,650,000 | 2,650,000                                      |
| Average Interest Rate                          | 0.3889    | 0.3889    | 0.3889    | 0.3833    | 0.3722    | 0.3667    | 0.3611    | 0.3556    | 0.3556    | 0.3500    | 0.3500    | 0.3500    | 0.3500   |
| Earned Interest                                | 871.27    | 874.78    | 846.61    | 874.78    | 852.59    | 764.27    | 834.46    | 792.22    | 808.99    | 782.91    | 787.76    | 787.76    | 9,878.40                                       |

| Financial Institution                          | FY2013    |           |           |           |           |           |           |           |           |           |           |           | Year To Date                                   |
|--|-----------|-----------|-----------|-----------|-----------|-----------|-----------|-----------|-----------|-----------|-----------|-----------|--|
|  | Oct       | Nov       | Dec       | Jan       | Feb       | Mar       | Apr       | May       | Jun       | Jul       | Aug       | Sep       |  |
| <b>Blanco National Bank</b>                    |           |           |           |           |           |           |           |           |           |           |           |           | <b>Blanco National Bank</b>                    |
| Certificate of Deposits ... held at face value |           |           |           |           |           |           |           |           |           |           |           |           | Certificate of Deposits ... held at face value |
| Amount of Investment                           | 2,400,000 | 2,400,000 | 2,400,000 | 2,400,000 | 2,400,000 | 2,400,000 | 2,400,000 | 2,400,000 | 2,400,000 | 2,400,000 | 2,400,000 | 2,400,000 | 2,400,000                                      |
| Average Interest Rate                          | 0.6500    | 0.6458    | 0.6375    | 0.6250    | 0.6208    | 0.6125    | 0.6125    | 0.5833    | 0.5708    | 0.5583    | 0.5500    | 0.5471    | 0.5471   |
| Earned Interest                                | 1,282.08  | 1,324.80  | 1,273.86  | 1,299.33  | 1,267.84  | 1,148.97  | 1,248.39  | 1,167.00  | 1,188.96  | 1,125.91  | 1,146.51  | 1,129.53  | 14,603.18                                      |
| <b>Security State Bank &amp; Trust</b>         |           |           |           |           |           |           |           |           |           |           |           |           | <b>Security State Bank &amp; Trust</b>         |
| Certificate of Deposits ... held at face value |           |           |           |           |           |           |           |           |           |           |           |           | Certificate of Deposits ... held at face value |
| Amount of Investment                           | 2,650,000 | 2,650,000 | 2,650,000 | 2,650,000 | 2,650,000 | 2,650,000 | 2,650,000 | 2,650,000 | 2,650,000 | 2,650,000 | 2,650,000 | 2,650,000 | 2,650,000                                      |
| Average Interest Rate                          | 0.4778    | 0.4778    | 0.4778    | 0.4667    | 0.4444    | 0.4333    | 0.4333    | 0.4111    | 0.4111    | 0.4000    | 0.4000    | 0.4000    | 0.4000   |
| Earned Interest                                | 1,089.06  | 1,074.40  | 1,039.75  | 1,074.40  | 1,030.84  | 917.83    | 993.69    | 920.58    | 942.72    | 912.36    | 900.25    | 900.25    | 11,796.13                                      |

GILLESPIE COUNTY TEXAS

Investment Performance Summary  
Certificate of Deposits

| Financial Institution                          | FY2012    |           |           |           |           |           |           |           |           |           |           |           | Year To Date                                   |           |           |                       |
|--|-----------|-----------|-----------|-----------|-----------|-----------|-----------|-----------|-----------|-----------|-----------|-----------|--|-----------|-----------|-----------------------|
|  | Oct       | Nov       | Dec       | Jan       | Feb       | Mar       | Apr       | May       | Jun       | Jul       | Aug       | Sep       |  |           |           |                       |
| <b>Blanco National Bank</b>                    |           |           |           |           |           |           |           |           |           |           |           |           | <b>Blanco National Bank</b>                    |           |           |                       |
| Certificate of Deposits ... held at face value |           |           |           |           |           |           |           |           |           |           |           |           | Certificate of Deposits ... held at face value |           |           |                       |
| Amount of Investment                           | 2,400,000 | 2,400,000 | 2,400,000 | 2,400,000 | 2,400,000 | 2,400,000 | 2,400,000 | 2,400,000 | 2,400,000 | 2,400,000 | 2,400,000 | 2,400,000 | 2,400,000                                      | 2,400,000 | 2,400,000 | Average Investment    |
| Average Interest Rate                          | 0.8458    | 0.8083    | 0.7833    | 0.7458    | 0.7333    | 0.7167    | 0.6750    | 0.6583    | 0.6500    | 0.6500    | 0.6500    | 0.6500    | 0.6500   | 0.6500    | 0.7139    | Average Interest Rate |
| Earned Interest                                | 1,693.08  | 1,724.02  | 1,598.55  | 1,596.62  | 1,516.62  | 1,401.92  | 1,460.72  | 1,331.40  | 1,341.79  | 1,282.08  | 1,324.80  | 1,324.80  | 1,324.80                                       | 1,324.80  | 17,596.40 | Earned Interest       |
| <b>Security State Bank &amp; Trust</b>         |           |           |           |           |           |           |           |           |           |           |           |           | <b>Security State Bank &amp; Trust</b>         |           |           |                       |
| Certificate of Deposits ... held at face value |           |           |           |           |           |           |           |           |           |           |           |           | Certificate of Deposits ... held at face value |           |           |                       |
| Amount of Investment                           | 2,650,000 | 2,650,000 | 2,650,000 | 2,650,000 | 2,650,000 | 2,650,000 | 2,650,000 | 2,650,000 | 2,650,000 | 2,650,000 | 2,650,000 | 2,650,000 | 2,650,000                                      | 2,650,000 | 2,650,000 | Average Investment    |
| Average Interest Rate                          | 0.7222    | 0.7222    | 0.7222    | 0.6889    | 0.6222    | 0.5889    | 0.5556    | 0.5222    | 0.5222    | 0.5000    | 0.5000    | 0.5000    | 0.5000   | 0.5000    | 0.5972    | Average Interest Rate |
| Earned Interest                                | 1,800.00  | 1,605.23  | 1,553.43  | 1,605.23  | 1,477.83  | 1,334.81  | 1,363.18  | 1,195.90  | 1,210.30  | 1,171.25  | 1,125.37  | 1,125.37  | 1,125.37                                       | 1,125.37  | 16,567.90 | Earned Interest       |

| Financial Institution                          | FY2011    |           |           |           |           |           |           |           |           |           |           |           | Year To Date                                   |           |           |                       |
|--|-----------|-----------|-----------|-----------|-----------|-----------|-----------|-----------|-----------|-----------|-----------|-----------|--|-----------|-----------|-----------------------|
|  | Oct       | Nov       | Dec       | Jan       | Feb       | Mar       | Apr       | May       | Jun       | Jul       | Aug       | Sep       |  |           |           |                       |
| <b>Blanco National Bank</b>                    |           |           |           |           |           |           |           |           |           |           |           |           | <b>Blanco National Bank</b>                    |           |           |                       |
| Certificate of Deposits ... held at face value |           |           |           |           |           |           |           |           |           |           |           |           | Certificate of Deposits ... held at face value |           |           |                       |
| Amount of Investment                           | 2,400,000 | 2,400,000 | 2,400,000 | 2,400,000 | 2,400,000 | 2,400,000 | 2,400,000 | 2,400,000 | 2,400,000 | 2,400,000 | 2,400,000 | 2,400,000 | 2,400,000                                      | 2,400,000 | 2,400,000 | Average Investment    |
| Average Interest Rate                          | 1.4625    | 1.3292    | 1.2542    | 1.1938    | 1.1771    | 1.1354    | 1.0313    | 0.9896    | 0.9396    | 0.9104    | 0.8813    | 0.8583    | 0.8583   | 0.8583    | 1.0969    | Average Interest Rate |
| Earned Interest                                | 2,979.48  | 2,981.13  | 2,621.94  | 2,556.45  | 2,422.88  | 2,185.34  | 2,312.03  | 2,034.21  | 2,017.07  | 1,853.37  | 1,855.68  | 1,796.22  | 1,796.22                                       | 1,796.22  | 27,615.80 | Earned Interest       |
| <b>Security State Bank &amp; Trust</b>         |           |           |           |           |           |           |           |           |           |           |           |           | <b>Security State Bank &amp; Trust</b>         |           |           |                       |
| Certificate of Deposits ... held at face value |           |           |           |           |           |           |           |           |           |           |           |           | Certificate of Deposits ... held at face value |           |           |                       |
| Amount of Investment                           | 2,650,000 | 2,650,000 | 2,650,000 | 2,650,000 | 2,650,000 | 2,650,000 | 2,650,000 | 2,650,000 | 2,650,000 | 2,650,000 | 2,650,000 | 2,650,000 | 2,650,000                                      | 2,650,000 | 2,650,000 | Average Investment    |
| Average Interest Rate                          | 1.1333    | 1.1333    | 1.1333    | 1.1000    | 1.0222    | 0.9833    | 0.9333    | 0.8833    | 0.8833    | 0.8333    | 0.8333    | 0.8333    | 0.8333   | 0.8333    | 0.9754    | Average Interest Rate |
| Earned Interest                                | 2,447.26  | 2,541.58  | 2,459.59  | 2,541.58  | 2,411.45  | 2,129.59  | 2,280.43  | 2,021.92  | 2,051.12  | 1,984.93  | 1,860.02  | 1,860.02  | 1,860.02                                       | 1,860.02  | 26,589.49 | Earned Interest       |

| Financial Institution                          | FY2010    |           |           |           |           |           |           |           |           |           |           |           | Year To Date                                   |           |           |                       |
|--|-----------|-----------|-----------|-----------|-----------|-----------|-----------|-----------|-----------|-----------|-----------|-----------|--|-----------|-----------|-----------------------|
|  | Oct       | Nov       | Dec       | Jan       | Feb       | Mar       | Apr       | May       | Jun       | Jul       | Aug       | Sep       |  |           |           |                       |
| <b>Blanco National Bank</b>                    |           |           |           |           |           |           |           |           |           |           |           |           | <b>Blanco National Bank</b>                    |           |           |                       |
| Certificate of Deposits ... held at face value |           |           |           |           |           |           |           |           |           |           |           |           | Certificate of Deposits ... held at face value |           |           |                       |
| Amount of Investment                           | 2,200,000 | 2,200,000 | 2,200,000 | 2,200,000 | 2,200,000 | 2,200,000 | 2,400,000 | 2,400,000 | 2,400,000 | 2,400,000 | 2,400,000 | 2,400,000 | 2,400,000                                      | 2,400,000 | 2,300,000 | Average Investment    |
| Average Interest Rate                          | 2.5886    | 2.4409    | 2.3500    | 2.1795    | 2.1227    | 2.0091    | 1.8083    | 1.7250    | 1.6208    | 1.5792    | 1.5479    | 1.5104    | 1.5104   | 1.5104    | 1.9569    | Average Interest Rate |
| Earned Interest                                | 4,775.37  | 4,836.85  | 4,413.71  | 4,390.95  | 4,057.67  | 3,597.30  | 3,753.99  | 3,567.14  | 3,516.20  | 3,197.28  | 3,218.95  | 3,155.25  | 3,155.25                                       | 3,155.25  | 46,480.66 | Earned Interest       |
| <b>Security State Bank &amp; Trust</b>         |           |           |           |           |           |           |           |           |           |           |           |           | <b>Security State Bank &amp; Trust</b>         |           |           |                       |
| Certificate of Deposits ... held at face value |           |           |           |           |           |           |           |           |           |           |           |           | Certificate of Deposits ... held at face value |           |           |                       |
| Amount of Investment                           | 400,000   | 400,000   | 400,000   | 400,000   | 400,000   | 650,000   | 2,650,000 | 2,650,000 | 2,650,000 | 2,650,000 | 2,650,000 | 2,650,000 | 2,650,000                                      | 2,650,000 | 1,545,833 | Average Investment    |
| Average Interest Rate                          | 1.5750    | 1.5750    | 1.5750    | 1.5750    | 1.2750    | 1.2500    | 1.1333    | 1.0833    | 1.0833    | 1.1389    | 1.1389    | 1.1389    | 1.1389   | 1.1389    | 1.2951    | Average Interest Rate |
| Earned Interest                                | 673.99    | 535.06    | 517.82    | 535.06    | 532.05    | 394.25    | 677.32    | 2,441.10  | 2,193.21  | 2,202.74  | 2,528.82  | 2,528.83  | 2,528.83                                       | 2,528.83  | 15,760.25 | Earned Interest       |

| Financial Institution                          | FY2009    |           |           |           |           |           |           |           |           |           |           |           | Year To Date                                   |           |           |                       |
|--|-----------|-----------|-----------|-----------|-----------|-----------|-----------|-----------|-----------|-----------|-----------|-----------|--|-----------|-----------|-----------------------|
|  | Oct       | Nov       | Dec       | Jan       | Feb       | Mar       | Apr       | May       | Jun       | Jul       | Aug       | Sep       |  |           |           |                       |
| <b>Blanco National Bank</b>                    |           |           |           |           |           |           |           |           |           |           |           |           | <b>Blanco National Bank</b>                    |           |           |                       |
| Certificate of Deposits ... held at face value |           |           |           |           |           |           |           |           |           |           |           |           | Certificate of Deposits ... held at face value |           |           |                       |
| Amount of Investment                           | 1,700,000 | 1,700,000 | 1,700,000 | 1,700,000 | 1,700,000 | 1,700,000 | 2,200,000 | 2,200,000 | 2,200,000 | 2,200,000 | 2,200,000 | 2,200,000 | 2,200,000                                      | 2,200,000 | 1,950,000 | Average Investment    |
| Average Interest Rate                          | 4.0412    | 3.6618    | 3.5353    | 3.2294    | 3.1500    | 3.0147    | 2.8682    | 2.7864    | 2.7864    | 2.7455    | 2.6932    | 2.6409    | 2.6409   | 2.6409    | 3.0961    | Average Interest Rate |
| Earned Interest                                | 5,810.95  | 5,834.80  | 5,116.43  | 5,104.40  | 4,634.27  | 4,136.41  | 4,352.75  | 5,385.78  | 5,206.30  | 5,038.38  | 5,129.86  | 5,032.19  | 5,032.19                                       | 5,032.19  | 60,782.52 | Earned Interest       |
| <b>Security State Bank &amp; Trust</b>         |           |           |           |           |           |           |           |           |           |           |           |           | <b>Security State Bank &amp; Trust</b>         |           |           |                       |
| Certificate of Deposits ... held at face value |           |           |           |           |           |           |           |           |           |           |           |           | Certificate of Deposits ... held at face value |           |           |                       |
| Amount of Investment                           | 900,000   | 900,000   | 900,000   | 900,000   | 900,000   | 900,000   | 400,000   | 400,000   | 400,000   | 400,000   | 400,000   | 400,000   | 400,000  | 400,000   | 650,000   | Average Investment    |
| Average Interest Rate                          | 3.0300    | 3.0300    | 3.0300    | 3.0300    | 2.4300    | 2.4300    | 2.2875    | 2.0500    | 2.0500    | 2.0500    | 2.0500    | 2.0500    | 2.0500   | 2.0500    | 2.4598    | Average Interest Rate |
| Earned Interest                                | 1,984.94  | 2,305.90  | 2,231.52  | 2,305.90  | 2,297.68  | 1,860.84  | 2,051.10  | 752.07    | 696.44    | 673.99    | 696.44    | 696.44    | 696.44   | 696.44    | 18,553.26 | Earned Interest       |

## GILLESPIE COUNTY TEXAS

### Investment Performance Summary Certificate of Deposits

| Financial Institution                          | FY2008    |           |           |           |           |           |           |           |           |           |           |           | Year To Date                                   |           |                       |
|--|-----------|-----------|-----------|-----------|-----------|-----------|-----------|-----------|-----------|-----------|-----------|-----------|--|-----------|-----------------------|
|  | Oct       | Nov       | Dec       | Jan       | Feb       | Mar       | Apr       | May       | Jun       | Jul       | Aug       | Sep       |  |           |                       |
| <b>Blanco National Bank</b>                    |           |           |           |           |           |           |           |           |           |           |           |           | <b>Blanco National Bank</b>                    |           |                       |
| Certificate of Deposits ... held at face value |           |           |           |           |           |           |           |           |           |           |           |           | Certificate of Deposits ... held at face value |           |                       |
| Amount of Investment                           | 1,600,000 | 1,600,000 | 1,600,000 | 1,600,000 | 1,600,000 | 1,700,000 | 1,700,000 | 1,700,000 | 1,700,000 | 1,700,000 | 1,700,000 | 1,700,000 | 1,700,000                                      | 1,658,333 | Average Investment    |
| Average Interest Rate                          | 5.5531    | 5.4875    | 5.4656    | 5.2313    | 5.1219    | 4.9382    | 4.8206    | 4.5559    | 4.5559    | 4.4235    | 4.2912    | 4.1588    | 4.1588   | 4.8836    | Average Interest Rate |
| Earned Interest                                | 7,331.57  | 7,546.16  | 7,216.49  | 7,427.24  | 7,085.44  | 6,534.39  | 7,129.97  | 6,735.65  | 6,577.93  | 6,365.77  | 6,386.84  | 6,195.75  | 6,195.75                                       | 82,533.20 | Earned Interest       |
| <b>Security State Bank &amp; Trust</b>         |           |           |           |           |           |           |           |           |           |           |           |           | <b>Security State Bank &amp; Trust</b>         |           |                       |
| Certificate of Deposits ... held at face value |           |           |           |           |           |           |           |           |           |           |           |           | Certificate of Deposits ... held at face value |           |                       |
| Amount of Investment                           | 300,000   | 300,000   | 800,000   | 800,000   | 800,000   | 300,000   | 800,000   | 800,000   | 800,000   | 800,000   | 800,000   | 800,000   | 800,000  | 675,000   | Average Investment    |
| Average Interest Rate                          | 5.4483    | 5.4483    | 5.0863    | 4.6288    | 3.4463    | 3.9283    | 3.6963    | 3.0375    | 3.0375    | 3.0375    | 3.0375    | 3.0375    | 3.0375   | 3.9058    | Average Interest Rate |
| Earned Interest                                | 1,343.43  | 1,388.20  | 1,343.43  | 3,288.46  | 3,050.05  | 2,293.02  | 1,000.92  | 2,201.52  | 2,051.10  | 1,984.94  | 2,051.10  | 2,051.10  | 2,051.10                                       | 24,047.27 | Earned Interest       |

| Financial Institution                          | FY2007    |           |           |           |           |           |           |           |           |           |           |           | Year To Date                                   |           |                       |
|--|-----------|-----------|-----------|-----------|-----------|-----------|-----------|-----------|-----------|-----------|-----------|-----------|--|-----------|-----------------------|
|  | Oct       | Nov       | Dec       | Jan       | Feb       | Mar       | Apr       | May       | Jun       | Jul       | Aug       | Sep       |  |           |                       |
| <b>Blanco National Bank</b>                    |           |           |           |           |           |           |           |           |           |           |           |           | <b>Blanco National Bank</b>                    |           |                       |
| Certificate of Deposits ... held at face value |           |           |           |           |           |           |           |           |           |           |           |           | Certificate of Deposits ... held at face value |           |                       |
| Amount of Investment                           | 1,300,000 | 1,400,000 | 1,400,000 | 1,600,000 | 1,600,000 | 1,600,000 | 1,600,000 | 1,600,000 | 1,600,000 | 1,600,000 | 1,600,000 | 1,600,000 | 1,600,000                                      | 1,541,667 | Average Investment    |
| Average Interest Rate                          | 5.1615    | 5.3143    | 5.3679    | 5.4563    | 5.5000    | 5.5313    | 5.5563    | 5.5655    | 5.5875    | 5.5875    | 5.5813    | 5.5750    | 5.5750   | 5.4820    | Average Interest Rate |
| Earned Interest                                | 5,404.13  | 5,698.91  | 6,115.12  | 6,382.63  | 7,352.09  | 6,813.15  | 7,516.46  | 7,306.91  | 7,592.89  | 7,348.01  | 7,592.89  | 7,584.39  | 7,584.39                                       | 82,707.58 | Earned Interest       |
| <b>Security State Bank &amp; Trust</b>         |           |           |           |           |           |           |           |           |           |           |           |           | <b>Security State Bank &amp; Trust</b>         |           |                       |
| Certificate of Deposits ... held at face value |           |           |           |           |           |           |           |           |           |           |           |           | Certificate of Deposits ... held at face value |           |                       |
| Amount of Investment                           | 200,000   | 200,000   | 200,000   | 200,000   | 300,000   | 300,000   | 300,000   | 300,000   | 300,000   | 300,000   | 300,000   | 300,000   | 300,000  | 266,667   | Average Investment    |
| Average Interest Rate                          | 5.0950    | 5.0950    | 5.0950    | 5.0950    | 5.4167    | 5.4167    | 5.4167    | 5.4483    | 5.4483    | 5.4483    | 5.4483    | 5.4483    | 5.4483   | 5.3226    | Average Interest Rate |
| Earned Interest                                | 837.54    | 865.46    | 837.54    | 865.46    | 865.46    | 1,246.58  | 1,380.15  | 1,335.62  | 1,388.20  | 1,343.43  | 1,388.20  | 1,388.20  | 1,388.20                                       | 13,741.84 | Earned Interest       |

| Financial Institution                          | FY2006    |           |           |           |           |           |           |           |           |           |           |           | Year To Date                                   |           |                       |
|--|-----------|-----------|-----------|-----------|-----------|-----------|-----------|-----------|-----------|-----------|-----------|-----------|--|-----------|-----------------------|
|  | Oct       | Nov       | Dec       | Jan       | Feb       | Mar       | Apr       | May       | Jun       | Jul       | Aug       | Sep       |  |           |                       |
| <b>Blanco National Bank</b>                    |           |           |           |           |           |           |           |           |           |           |           |           | <b>Blanco National Bank</b>                    |           |                       |
| Certificate of Deposits ... held at face value |           |           |           |           |           |           |           |           |           |           |           |           | Certificate of Deposits ... held at face value |           |                       |
| Amount of Investment                           | 1,200,000 | 1,200,000 | 1,200,000 | 1,200,000 | 1,200,000 | 1,200,000 | 1,300,000 | 1,300,000 | 1,300,000 | 1,300,000 | 1,300,000 | 1,300,000 | 1,300,000                                      | 1,250,000 | Average Investment    |
| Average Interest Rate                          | 3.0933    | 3.2767    | 3.6058    | 4.0142    | 4.1808    | 4.3290    | 4.3885    | 4.6731    | 4.6731    | 4.8080    | 4.9385    | 5.0680    | 5.0680   | 4.2541    | Average Interest Rate |
| Earned Interest                                | 3,050.96  | 3,339.50  | 3,556.44  | 3,883.06  | 4,091.15  | 3,848.66  | 4,412.19  | 4,689.04  | 4,726.43  | 4,993.12  | 5,308.21  | 5,455.61  | 5,455.61                                       | 51,354.37 | Earned Interest       |
| <b>Security State Bank &amp; Trust</b>         |           |           |           |           |           |           |           |           |           |           |           |           | <b>Security State Bank &amp; Trust</b>         |           |                       |
| Certificate of Deposits ... held at face value |           |           |           |           |           |           |           |           |           |           |           |           | Certificate of Deposits ... held at face value |           |                       |
| Amount of Investment                           | 100,000   | 100,000   | 100,000   | 100,000   | 100,000   | 100,000   | 100,000   | 200,000   | 200,000   | 200,000   | 200,000   | 200,000   | 200,000  | 141,667   | Average Investment    |
| Average Interest Rate                          | 3.0000    | 3.0000    | 3.0000    | 3.0000    | 5.0000    | 5.0000    | 5.0000    | 5.0950    | 5.0950    | 5.0950    | 5.0950    | 5.0950    | 5.0950   | 4.3729    | Average Interest Rate |
| Earned Interest                                | 246.58    | 254.80    | 246.58    | 254.80    | 254.80    | 383.56    | 424.66    | 410.96    | 865.46    | 837.54    | 865.46    | 865.46    | 865.46   | 5,910.66  | Earned Interest       |

| Financial Institution                          | FY2005    |           |           |           |           |           |           |           |           |           |           |           | Year To Date                                   |           |                       |
|--|-----------|-----------|-----------|-----------|-----------|-----------|-----------|-----------|-----------|-----------|-----------|-----------|--|-----------|-----------------------|
|  | Oct       | Nov       | Dec       | Jan       | Feb       | Mar       | Apr       | May       | Jun       | Jul       | Aug       | Sep       |  |           |                       |
| <b>Blanco National Bank</b>                    |           |           |           |           |           |           |           |           |           |           |           |           | <b>Blanco National Bank</b>                    |           |                       |
| Certificate of Deposits ... held at face value |           |           |           |           |           |           |           |           |           |           |           |           | Certificate of Deposits ... held at face value |           |                       |
| Amount of Investment                           | 1,200,000 | 1,200,000 | 1,200,000 | 1,200,000 | 1,200,000 | 1,200,000 | 1,200,000 | 1,200,000 | 1,200,000 | 1,200,000 | 1,200,000 | 1,200,000 | 1,200,000                                      | 1,200,000 | Average Investment    |
| Average Interest Rate                          | 1.8470    | 1.8600    | 1.8808    | 1.8808    | 2.0558    | 2.1558    | 2.2742    | 2.2742    | 2.5408    | 2.6575    | 2.8017    | 2.9267    | 2.9267   | 2.2629    | Average Interest Rate |
| Earned Interest                                | 1,814.02  | 1,895.70  | 1,855.10  | 1,916.93  | 2,095.26  | 1,984.55  | 2,288.18  | 2,243.02  | 2,583.80  | 2,626.85  | 2,855.39  | 2,985.79  | 2,985.79                                       | 25,049.33 | Earned Interest       |
| <b>Security State Bank &amp; Trust</b>         |           |           |           |           |           |           |           |           |           |           |           |           | <b>Security State Bank &amp; Trust</b>         |           |                       |
| Certificate of Deposits ... held at face value |           |           |           |           |           |           |           |           |           |           |           |           | Certificate of Deposits ... held at face value |           |                       |
| Amount of Investment                           |           |           |           |           | 100,000   | 100,000   | 100,000   | 100,000   | 100,000   | 100,000   | 100,000   | 100,000   | 100,000  | 100,000   | Average Investment    |
| Average Interest Rate                          |           |           |           |           | 3.0000    | 3.0000    | 3.0000    | 3.0000    | 3.0000    | 3.0000    | 3.0000    | 3.0000    | 3.0000   | 3.0000    | Average Interest Rate |
| Earned Interest                                |           |           |           |           | 0.00      | 230.14    | 230.14    | 246.58    | 254.80    | 246.58    | 254.80    | 254.80    | 254.80   | 1,717.84  | Earned Interest       |

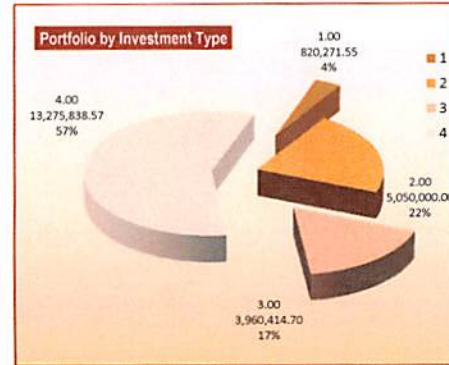


## GILLESPIE COUNTY, TEXAS

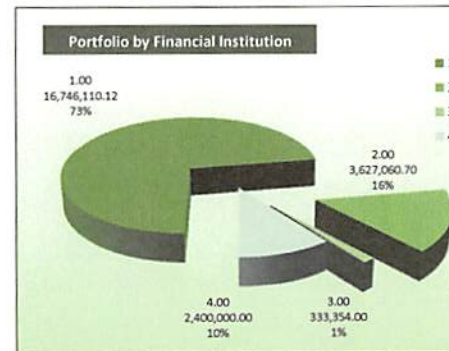
### Portfolio Asset Summary By Investment Type

As of February 29, 2016  
Of Funds Managed By County Treasurer Office

| Financial Institution<br>Account / Investment Type   | Cash Balances As Of<br>February 29, 2016 |                      |
|--|--|----------------------|
| <b>Security State Bank &amp; Trust</b>               |  |                      |
| <b>County Depository</b>                             |  |                      |
| <b>Checking Accounts</b>                             |  |                      |
| General ... multi-fund account                       | (197.60)                                 |                      |
| COB 2001, GOB Series 2010 Interest & Sinking         | 56,547.99                                |                      |
| County Attorney Hot Check Fund                       | 16,411.00                                |                      |
| Appellate Judicial                                   | 548.28                                   |                      |
| Justice of Peace No 1                                | 73,585.87                                |                      |
| Justice of Peace No 2                                | 28,091.01                                |                      |
| County Clerk Operating                               | 43,366.44                                |                      |
| District Clerk Operating                             | 80,361.04                                |                      |
| GOB Series 2013 ... Jail Project                     | 1.00                                     |                      |
| GOB Series 2013 ... Interest & Sinking               | 521,556.52                               | 820,271.55           |
| <b>Sweep Accounts</b>                                |  |                      |
| General Sweep Account ... multi-fund account         | 13,229,512.87                            |                      |
| GOB Series 2013 Sweep Account ... Jail Project       | 46,325.70                                | 13,275,838.57        |
| <b>Certificate of Deposit .. General Fund (10.)</b>  |  |                      |
| 0.35% per annum, paid monthly .. maturity 02.11.2017 | 100,000.00                               |                      |
| 0.35% per annum, paid monthly .. maturity 05.02.2016 | 100,000.00                               |                      |
| 0.35% per annum, paid monthly .. maturity 02.28.2017 | 100,000.00                               |                      |
| 0.35% per annum, paid monthly .. maturity 10.29.2016 | 100,000.00                               |                      |
| 0.35% per annum, paid monthly .. maturity 03.04.2016 | 250,000.00                               |                      |
| 0.35% per annum, paid monthly .. maturity 04.01.2016 | 500,000.00                               |                      |
| 0.35% per annum, paid monthly .. maturity 07.01.2016 | 500,000.00                               |                      |
| 0.35% per annum, paid monthly .. maturity 10.01.2016 | 500,000.00                               |                      |
| 0.35% per annum, paid monthly .. maturity 01.01.2017 | 500,000.00                               | 2,650,000.00         |
|  |  | <b>16,746,110.12</b> |
| <b>TexPool</b>                                       |  |                      |
| <b>Investment Service for Public Funds</b>           |  |                      |
| <b>Investment Pool</b>                               |  |                      |
| General ... multi-fund account                       | 3,487,673.67                             |                      |
| Interest & Sinking                                   | 710.54                                   |                      |
| District Clerk Holding In Trust                      | 18,035.90                                |                      |
| County Clerk Holding In Trust                        | 120,640.59                               |                      |
| GOB Series 2013 ... Jail Project                     | 0.00                                     | 3,627,060.70         |
|  |  | <b>3,627,060.70</b>  |



|                      |               |                         |
|----------------------|---------------|-------------------------|
| 1                    | 820,271.55    | Checking Accounts       |
| 2                    | 5,050,000.00  | Certificates of Deposit |
| 3                    | 3,960,414.70  | Investment Pools        |
| 4                    | 13,275,838.57 | Sweep Accounts          |
| <b>23,106,524.82</b> |               | <b>Total</b>            |



|                      |               |                             |
|----------------------|---------------|-----------------------------|
| 1                    | 16,746,110.12 | Security State Bank & Trust |
| 2                    | 3,627,060.70  | TexPool                     |
| 3                    | 333,354.00    | Texas Class                 |
| 4                    | 2,400,000.00  | Blanco National Bank        |
| <b>23,106,524.82</b> |               | <b>Total</b>                |

**GILLESPIE COUNTY, TEXAS**  
**Portfolio Asset Summary By Investment Type**  
**As of February 29, 2016**  
**Of Funds Managed By County Treasurer Office**

| Financial Institution<br>Account / Investment Type   | Cash Balances As Of<br>February 29, 2016 |
|--|--|
| <b>Texas Class</b>                                   |  |
| <b>Investment Service for Public Funds</b>           |  |
| Investment Pool                                      |  |
| GOB Series 2013 ... Jail Project                     | 333,354.00                               |
|  | <b>333,354.00</b>                        |
| <b>Blanco National Bank</b>                          |  |
| Certificate of Deposit ... General Fund (10 )        |  |
| 0.45% per annum, paid monthly .. maturity 11.07.2016 | 100,000.00                               |
| 0.45% per annum, paid monthly .. maturity 02.11.2017 | 100,000.00                               |
| 0.45% per annum, paid monthly .. maturity 01.02.2017 | 100,000.00                               |
| 0.45% per annum, paid monthly .. maturity 07.19.2016 | 100,000.00                               |
| 0.45% per annum, paid monthly .. maturity 03.07.2016 | 100,000.00                               |
| 0.45% per annum, paid monthly .. maturity 09.07.2016 | 100,000.00                               |
| 0.45% per annum, paid monthly .. maturity 10.07.2016 | 100,000.00                               |
| 0.45% per annum, paid monthly .. maturity 05.28.2016 | 100,000.00                               |
| 0.45% per annum, paid monthly .. maturity 05.28.2016 | 100,000.00                               |
| 0.45% per annum, paid monthly .. maturity 08.02.2016 | 100,000.00                               |
| 0.45% per annum, paid monthly .. maturity 11.02.2016 | 100,000.00                               |
| 0.45% per annum, paid monthly .. maturity 12.02.2016 | 100,000.00                               |
| 0.45% per annum, paid monthly .. maturity 04.18.2016 | 100,000.00                               |
| 0.45% per annum, paid monthly .. maturity 11.22.2016 | 100,000.00                               |
| 0.45% per annum, paid monthly .. maturity 01.30.2017 | 100,000.00                               |
| 0.45% per annum, paid monthly .. maturity 01.30.2017 | 100,000.00                               |
| 0.45% per annum, paid monthly .. maturity 03.05.2016 | 100,000.00                               |
| 0.45% per annum, paid monthly .. maturity 04.01.2016 | 100,000.00                               |
| 0.45% per annum, paid monthly .. maturity 12.01.2016 | 100,000.00                               |
| 0.45% per annum, paid monthly .. maturity 04.01.2016 | 100,000.00                               |
| 0.45% per annum, paid monthly .. maturity 04.01.2016 | 100,000.00                               |
| 0.45% per annum, paid monthly .. maturity 04.15.2016 | 100,000.00                               |
| 0.45% per annum, paid monthly .. maturity 06.01.2016 | 100,000.00                               |
| 0.45% per annum, paid monthly .. maturity 06.15.2016 | 100,000.00                               |
|  | 2,400,000.00                             |
| <b>Total</b>   | <b>23,106,524.82</b>                     |

GILLESPIE COUNTY, TEXAS

Portfolio Asset Summary vs. Security Holdings  
As of February 29, 2016

For Funds Held by the County Treasurer and All Fee Offices

| Financial Institution<br>Account / Investment Type           | Cash Balances as of<br>February 29, 2016 |               | Financial Institution<br>Pledge / Security Holdings |
|--|--|---------------|---|
| <b>Security State Bank &amp; Trust<br/>County Depository</b> | <b>Account Balances</b>                  |               | <b>Pledge / Security Holdings</b>                   |
| <b>County Treasurer Managed Accounts</b>                     |  |               |   |
| <b>Checking Accounts</b>                                     |  |               |   |
| General Checking ... multi-fund account                      | (197.60)                                 |               |   |
| COB Series 2001, GOREfunding 2010 Interest<br>& Sinking      | 56,547.99                                |               |   |
| County Attorney Hot Check Fund                               | 16,411.00                                |               |   |
| Appellate Judicial   | 548.28                                   |               |   |
| Justice of Peace No 1  | 73,585.87                                |               |   |
| Justice of Peace No 2  | 28,091.01                                |               |   |
| County Clerk Operating                                       | 43,366.44                                |               |   |
| District Clerk Operating                                     | 80,361.04                                |               |   |
| GOB Series 2013 ... Jail Project                             | 1.00                                     |               |   |
| GOB Series 2013 ... Interest & Sinking                       | 521,556.52                               | 820,271.55    |   |
| <b>Sweep Account</b>   |  |               |   |
| General Sweep Account ... multi-fund account                 | 13,229,512.87                            |               |   |
| GOB Series 2013 Sweep Account ... Jail Project               | 46,325.70                                | 13,275,838.57 |   |
| <b>County Treasurer Managed Investments</b>                  |  |               |   |
| <b>Certificates of Deposit .. General Fund (10.)</b>         |  |               |   |
| 0.35% per annum, paid monthly .. maturity 02.11.2017         | 100,000.00                               |               |   |
| 0.35% per annum, paid monthly .. maturity 05.02.2016         | 100,000.00                               |               |   |
| 0.35% per annum, paid monthly .. maturity 02.28.2017         | 100,000.00                               |               |   |
| 0.35% per annum, paid monthly .. maturity 10.29.2016         | 100,000.00                               |               |   |
| 0.35% per annum, paid monthly .. maturity 03.04.2016         | 250,000.00                               |               |   |
| 0.35% per annum, paid monthly .. maturity 04.01.2016         | 500,000.00                               |               |   |
| 0.35% per annum, paid monthly .. maturity 07.01.2016         | 500,000.00                               |               |   |
| 0.35% per annum, paid monthly .. maturity 10.01.2016         | 500,000.00                               |               |   |
| 0.35% per annum, paid monthly .. maturity 01.01.2017         | 500,000.00                               | 2,650,000.00  |   |

**GILLESPIE COUNTY, TEXAS**

**Portfolio Asset Summary vs. Security Holdings  
As of February 29, 2016**

**For Funds Held by the County Treasurer and All Fee Offices**

| Financial Institution<br>Account / Investment Type | Cash Balances as of<br>February 29, 2016 | Financial Institution<br>Pledge / Security Holdings |
|--|--|---|
| Security State Bank & Trust<br>County Depository   | Account Balances                         | Pledge / Security Holdings                          |
| <b>Tax Assessor-Collector Managed Accounts</b>     |  |   |
| <b>Checking Accounts</b>                           |  |   |
| TA-C Operating Account                             | 33,241.51                                |   |
| TxP&WL   | 3,828.09                                 |   |
| MVD  | 23,245.14                                |   |
| MVD Sales Tax                                      | 233,073.34                               |   |
| City of Fredericksburg Ad Valorem                  | 88.95                                    |   |
| MVD Title  | 2,662.38                                 |   |
| Road & Bridge Fee                                  | 13,448.07                                |   |
| Fredericksburg ISD Ad Valorem                      | 7,590.13                                 |   |
| Escrow (Ad Valorem Property)                       | 33.84                                    |   |
| VIT (Vehicle Inventory Tax) Escrow                 | 1,570.50                                 |   |
| Harper ISD Ad Valorem                              | 15.73                                    |   |
| Gillespie County WCID Ad Valorem                   | 0.05                                     |   |
| Doss CCSD Ad Valorem                               |  |   |
| Stonewall WCID Ad Valorem                          |  |   |
| Hill Country Underground WCD Ad Valorem            |  |   |
| Gillespie County Ad Valorem                        | 104.93                                   | 318,902.66  |
| <b>County Clerk Managed Account</b>                |  |   |
| <b>Checking Account</b>                            |  |   |
| County Clerk Escrow                                | 28,397.48                                | 28,397.48   |
| <b>Sheriff Managed Account</b>                     |  |   |
| <b>Checking Account</b>                            |  |   |
| Sheriff Bail Bond Account                          | 61,650.00                                |   |
| Sheriff Inmate                                     | 15,256.55                                |   |
| Sheriff Commissary                                 | 4,067.41                                 | 80,973.96   |
| <b>District Clerk Managed Account</b>              |  |   |
| <b>Checking Account</b>                            |  |   |
| District Clerk Trust                               | 37,234.56                                | 37,234.56   |
|  | 17,211,618.78                            | 2,470,859.65  |

18,072,924.15 SSB&T Pledged Securities, par value / current face  
 18,543,560.61 SSB&T Pledged Securities, book value  
 1,970,859.65 SSB&T Pledged Securities, fair market value  
 250,000.00 FDIC Coverage / Demand Deposits @ SSB&T  
 250,000.00 FDIC Coverage / Time Deposits @ SSB&T

GILLESPIE COUNTY, TEXAS

Portfolio Asset Summary vs. Security Holdings  
As of February 29, 2016

For Funds Held by the County Treasurer and All Fee Offices

| Financial Institution<br>Account / Investment Type  | Cash Balances as of<br>February 29, 2016 |              |              |              | Financial Institution<br>Pledge / Security Holdings |
|---|--|--------------|--------------|--------------|---|
| <b>TexPool</b>  | <b>Account Balances</b>                  |              |              |              | <b>Pledge / Security Holdings</b>                   |
| <b>Investment Service for Public Funds</b>  |  |              |              |              |   |
| <b>County Treasurer Managed Investments</b>   |  |              |              |              |   |
| Investment Pool Accounts  |  |              |              |              |   |
| General ... multi-fund account  | 3,487,673.67                             |              |              |              |   |
| Interest & Sinking - COB Series 2001/GOB Series 2010  | 710.54                                   |              |              |              |   |
| District Clerk Holding  | 18,035.90                                |              |              |              |   |
| County Clerk Holding  | 120,640.59                               |              |              |              |   |
| GOB Series 2013 ... Jail Project  | 0.00                                     | 3,627,060.70 | 3,627,060.70 | 3,627,060.70 | 3,627,060.70  |
| <p>Net Asset Value ... TexPool seeks to maintain a net asset value of \$1.00 (+/- 0.005 allowable) and is designed to be used for investments of funds which may be needed at any time.</p> <p>February 29, 2016, net asset value 1.00000</p> |  |              |              |              |   |

| Financial Institution<br>Account / Investment Type   | Cash Balances as of<br>February 29, 2016 |            |            |            | Financial Institution<br>Pledge / Security Holdings |
|--|--|------------|------------|------------|---|
| <b>Texas Class</b>   | <b>Account Balances</b>                  |            |            |            | <b>Pledge / Security Holdings</b>                   |
| <b>Investment Service for Public Funds</b>   |  |            |            |            |   |
| <b>County Treasurer Managed Investments</b>  |  |            |            |            |   |
| Investment Pool Account  |  |            |            |            |   |
| GOB Series 2013 ... Jail Project   | 333,354.00                               | 333,354.00 | 333,354.00 | 333,354.00 | 333,354.00  |
| <p>Net Asset Value ... Texas Class seeks to maintain a net asset value of \$1.00 (+/- 0.005 allowable) and is designed to be used for investments of funds which may be needed at any time.</p> <p>February 29, 2016, net asset value 1.00</p> |  |            |            |            |   |

GILLESPIE COUNTY, TEXAS

Portfolio Asset Summary vs. Security Holdings  
 As of February 29, 2016

For Funds Held by the County Treasurer and All Fee Offices

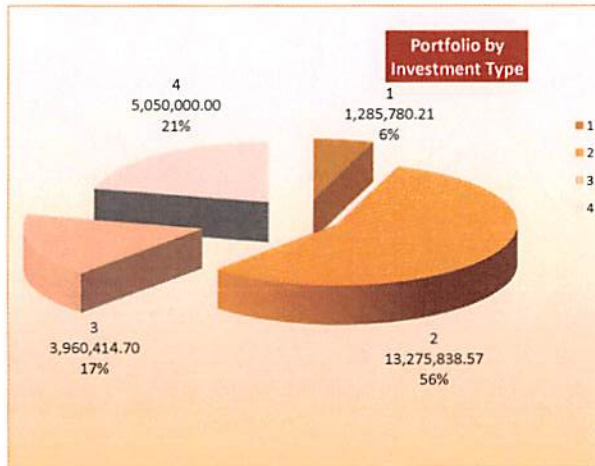
| Financial Institution<br>Account / Investment Type   | Cash Balances as of<br>February 29, 2016 |              |              | Financial Institution<br>Pledge / Security Holdings    |
|--|--|--------------|--------------|--|
| <b>Blanco National Bank</b>                          | <b>Account Balances</b>                  |              |              | <b>Pledge / Security Holdings</b>                      |
| <b>County Treasurer Managed Investments</b>          |  |              |              |  |
| Certificates of Deposit .. General Fund (10.)        |  |              |              |  |
| 0.45% per annum, paid monthly .. maturity 11.07.2016 | 100,000.00                               |              |              |  |
| 0.45% per annum, paid monthly .. maturity 02.11.2017 | 100,000.00                               |              |              |  |
| 0.45% per annum, paid monthly .. maturity 01.02.2017 | 100,000.00                               |              |              |  |
| 0.45% per annum, paid monthly .. maturity 07.19.2016 | 100,000.00                               |              |              |  |
| 0.45% per annum, paid monthly .. maturity 03.07.2016 | 100,000.00                               |              |              |  |
| 0.45% per annum, paid monthly .. maturity 09.07.2016 | 100,000.00                               |              |              |  |
| 0.45% per annum, paid monthly .. maturity 10.07.2016 | 100,000.00                               |              |              |  |
| 0.45% per annum, paid monthly .. maturity 05.28.2016 | 100,000.00                               |              |              |  |
| 0.45% per annum, paid monthly .. maturity 05.28.2016 | 100,000.00                               |              |              |  |
| 0.45% per annum, paid monthly .. maturity 08.02.2016 | 100,000.00                               |              |              |  |
| 0.45% per annum, paid monthly .. maturity 11.02.2016 | 100,000.00                               |              |              |  |
| 0.45% per annum, paid monthly .. maturity 12.02.2016 | 100,000.00                               |              |              |  |
| 0.45% per annum, paid monthly .. maturity 04.18.2016 | 100,000.00                               |              |              |  |
| 0.45% per annum, paid monthly .. maturity 11.22.2016 | 100,000.00                               |              |              |  |
| 0.45% per annum, paid monthly .. maturity 01.30.2017 | 100,000.00                               |              |              |  |
| 0.45% per annum, paid monthly .. maturity 01.30.2017 | 100,000.00                               |              |              |  |
| 0.45% per annum, paid monthly .. maturity 03.05.2016 | 100,000.00                               |              |              |  |
| 0.45% per annum, paid monthly .. maturity 04.01.2016 | 100,000.00                               |              |              |  |
| 0.45% per annum, paid monthly .. maturity 12.01.2016 | 100,000.00                               |              |              |  |
| 0.45% per annum, paid monthly .. maturity 04.01.2016 | 100,000.00                               |              |              |  |
| 0.45% per annum, paid monthly .. maturity 04.01.2016 | 100,000.00                               |              |              |  |
| 0.45% per annum, paid monthly .. maturity 04.15.2016 | 100,000.00                               |              |              |  |
| 0.45% per annum, paid monthly .. maturity 06.01.2016 | 100,000.00                               |              |              |  |
| 0.45% per annum, paid monthly .. maturity 06.15.2016 | 100,000.00                               | 2,400,000.00 | 2,400,000.00 | 3,503,498.53   |
|  |  |              |              | 2,959,628.36 BNB Pledged Securities .par value         |
|  |  |              |              | 3,153,970.98 BNB Pledged Securities .book value        |
|  |  |              |              | 3,253,498.53 BNB Pledged Securities .fair market value |
|  |  |              |              | 250,000.00 FDIC Coverage @ BNB                         |

GILLESPIE COUNTY, TEXAS

Portfolio Asset Summary vs. Security Holdings  
As of February 29, 2016

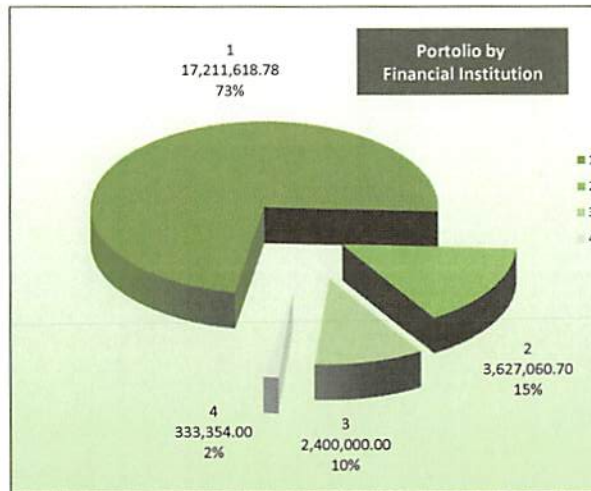
For Funds Held by the County Treasurer and All Fee Offices

| Financial Institution Account / Investment Type | Cash Balances as of February 29, 2016        | Financial Institution Pledge / Security Holdings |
|---|--|--|
| <b>Total Assets</b>                             | <b>As Of February 29, 2016 23,572,033.48</b> | <b>As Of February 29, 2016 9,934,772.88</b>      |
|   |  | <b>Total Securities</b>                          |



**Portfolio by Investment Type**  
As of February 29, 2016

|                      |               |                         |
|----------------------|---------------|-------------------------|
| 1                    | 1,285,780.21  | Checking Accounts       |
| 2                    | 13,275,838.57 | Sweep Accounts          |
| 3                    | 3,960,414.70  | Investment Pools        |
| 4                    | 5,050,000.00  | Certificates of Deposit |
| <u>23,572,033.48</u> |               | Total                   |



**Portfolio by Financial Institution**  
As of February 29, 2016

|                      |                   |                             |
|----------------------|-------------------|-----------------------------|
| 1                    | 17,211,618.78     | Security State Bank & Trust |
| 2                    | 3,627,060.70      | TexPool                     |
| 3                    | 2,400,000.00      | Blanco National Bank        |
| 4                    | <u>333,354.00</u> | Texas Class                 |
| <u>23,572,033.48</u> |                   | Total                       |

GILLESPIE COUNTY, TEXAS

Portfolio Asset Summary vs. Security Holdings  
As of February 29, 2016

For Funds Held by the County Treasurer and All Fee Offices

| Financial Institution<br>Account / Investment Type | Cash Balances as of<br>February 29, 2016 | Financial Institution<br>Pledge / Security Holdings |
|--|--|---|
|--|--|---|

**Deposit and Investment  
Risk Disclosure**

**General Statement.** ... The County continues to take a conservative approach to investment of county funds. Investment strategies are built on cash flow versus fund name. County funds are predominantly invested in TexPool ... an investment accounts than a type of investment. Depository interest-bearing checking accounts are used more as clearing accounts than a type of investment.  
**The General Checking Account (multi-fund account) ...** interest-bearing, with a one dollar (\$1.00) threshold ... is attached to a sweep account with a \$25,000.00 required minimum balance. This holds the same for the GOB Series 2013 Account ... it is interest-bearing, with a one dollar (\$1.00) threshold ... and is attached to a sweep account with a \$25,000.00 required minimum balance.

**Custodial Risk.** ... All deposits/investments with any banking institution are collateralized over 100%, all collateral (exclusive FDIC coverage) is placed with a third party that is not a depository of the County, and collateral is pledged to Gillespie County.

**Interest Rate Risk.** ... The County does not have a formal investment policy that limits investment maturities as a means of managing its exposure to fair value losses arising from changing interest rates.

At February 29, 2016, the County had no investments other than those in an investment pool that would be effected.

Certificates of Deposit are normally held at one year maturities and maturity dates are staggered. Occasionally CD's are originally invested for periods of less or over a year to optimize a staggered portfolio. CD's are held at face values with interests paid to the County monthly.

**Credit Risk.** ... At February 29, 2016, the County has no investments in commercial paper, corporate bonds, mutual funds.  
 At February 29, 2016, TexPool was rated AAAm by Standard & Poor's.  
 At February 29, 2016, Texas Class was rated AAAm by Standard & Poor's.

**Concentration of Credit Risk.** ... The County does not place any limit on the amount the County may invest with any type of investment or issuer. However, considering the current economy the County has kept lower concentrations in any one issuer.

At February 29, 2016, the County had its assets/investments invested by investment type

|  |  |
|--|--|
| 16.8013  | % in investment pools                          |
| 21.4237  | % in certificate of deposit(s)                 |
| 5.4547   | % in checking, money market, passbook accounts |
| 56.3203  | % in sweep accounts                            |
| At February 29, 2016, the County had its assets/investments invested by issuer |  |
| 15.3871  | % in TexPool                                   |
| 73.0171  | % in Security State Bank & Trust               |
| 10.1816  | % in Blanco National Bank                      |
| 1.4142   | % in Texas Class                               |



**FY2015-2016  
Gillespie County, Texas  
County Treasurer Monthly Financial Statement  
All Funds Managed by County Treasurer**



**For Period Ended February 29, 2016**

**Laura Lundquist, CCT, CIO  
Gillespie County Treasurer**

| Maintenance & Operating, COB/GOB, Special Revenue,<br>Special Revenue..Grants, Trust and Agency |                      |                     |                     |             |             |             |                      |
|---|----------------------|---------------------|---------------------|-------------|-------------|-------------|----------------------|
| Month   | 01.31.2016           |                     |                     |             | FY2016      | FY2015      | 02.29.2016           |
| To Date   | Cash Balance         | Receipts            | Disbursements       | Allocations | Adjustments | Adjustments | Cash Balance         |
| M&O   | 16,641,799.33        | 3,371,270.89        | 1,095,077.36        |             |             |             | 18,917,992.86        |
| COB ... GOB Operating   | 379,991.94           | 138.19              | 449.14              |             |             |             | 379,680.99           |
| COB ... GOB I&S   | 1,185,120.69         | 340,676.57          | 946,982.50          |             |             |             | 578,814.76           |
| Special Revenue   | 2,282,343.33         | 45,236.82           | 7,372.34            |             |             |             | 2,320,207.81         |
| Special Revenue ... Grants  | 484.97               |                     |                     |             |             |             | 484.97               |
| Trust and Agency  | 549,888.54           | 142,442.38          | 61,395.12           |             |             |             | 630,935.80           |
| <b>Totals</b>   | <b>21,039,628.80</b> | <b>3,899,764.85</b> | <b>2,111,276.46</b> | <b>0.00</b> | <b>0.00</b> | <b>0.00</b> | <b>22,828,117.19</b> |
| County Funds  |                      |                     |                     |             |             |             |                      |


| Clerks of the Courts<br>Trust Funds |                      |                      |                     |             |             |             |                      |
|-------------------------------------|----------------------|----------------------|---------------------|-------------|-------------|-------------|----------------------|
| Year                                | 09.30.2015           |                      |                     |             | FY2016      | FY2015      | 02.29.2016           |
| To Date                             | Cash Balance         | Receipts             | Disbursements       | Allocations | Adjustments | Adjustments | Cash Balance         |
| M&O                                 | 11,841,794.67        | 13,160,312.80        | 6,084,114.61        |             |             |             | 18,917,992.86        |
| COB ... GOB Operating               | 491,873.19           | 542.69               | 112,734.89          |             |             |             | 379,680.99           |
| COB ... GOB I&S                     | 198,485.01           | 1,328,062.25         | 947,732.50          |             |             |             | 578,814.76           |
| Special Revenue                     | 2,164,430.67         | 411,302.68           | 255,525.54          |             |             |             | 2,320,207.81         |
| Special Revenue ... Grants          | 484.97               |                      |                     |             |             |             | 484.97               |
| Trust and Agency                    | 639,676.77           | 648,219.74           | 656,960.71          |             |             |             | 630,935.80           |
| <b>Totals</b>                       | <b>15,336,745.28</b> | <b>15,548,440.16</b> | <b>8,057,068.25</b> | <b>0.00</b> | <b>0.00</b> | <b>0.00</b> | <b>22,828,117.19</b> |
| County Funds                        |                      |                      |                     |             |             |             |                      |

| Clerks of the Courts<br>Trust Funds |                   |              |               |             |             |             |                   |
|-------------------------------------|-------------------|--------------|---------------|-------------|-------------|-------------|-------------------|
| Month                               | 01.31.2016        |              |               |             | FY2016      | FY2015      | 02.29.2016        |
| To Date                             | Cash Balance      | Receipts     | Disbursements | Allocations | Adjustments | Adjustments | Cash Balance      |
| District Clerk Trust                | 18,031.61         | 4.29         |               |             |             |             | 18,035.90         |
| County Clerk Trust                  | 120,611.75        | 28.84        |               |             |             |             | 120,640.59        |
| <b>Totals</b>                       | <b>138,643.36</b> | <b>46.59</b> | <b>0.00</b>   | <b>0.00</b> | <b>0.00</b> | <b>0.00</b> | <b>138,676.49</b> |
| Clerk Trusts                        |                   |              |               |             |             |             |                   |

| Clerks of the Courts<br>Trust Funds |                   |               |               |             |             |             |                   |
|-------------------------------------|-------------------|---------------|---------------|-------------|-------------|-------------|-------------------|
| Year                                | 09.30.2015        |               |               |             | FY2016      | FY2015      | 02.29.2016        |
| To Date                             | Cash Balance      | Receipts      | Disbursements | Allocations | Adjustments | Adjustments | Cash Balance      |
| District Clerk Trust                | 18,021.48         | 14.42         |               |             |             |             | 18,035.90         |
| County Clerk Trust                  | 120,544.41        | 96.18         |               |             |             |             | 120,640.59        |
| <b>Totals</b>                       | <b>138,565.89</b> | <b>110.60</b> | <b>0.00</b>   | <b>0.00</b> | <b>0.00</b> | <b>0.00</b> | <b>138,676.49</b> |
| Clerk Trusts                        |                   |               |               |             |             |             |                   |

Respectfully submitted,

  
 Laura Lundquist, CCT, CIO  
 Gillespie County Treasurer

The State of Texas, County of Gillespie

Before me, the undersigned authority, this day personally appeared Laura Lundquist, County Treasurer, to me well known, who, being duly sworn, desposes and says that the above and foregoing report is true and correct.

Witness my hand and seal of this office, this \_\_\_\_\_ day of \_\_\_\_\_, \_\_\_\_\_ A.D.

\_\_\_\_\_  
 Mary Lynn Rusche, County Clerk  
 County of Gillespie, State of Texas

Compared, examined, and accepted in open Commissioners Court this \_\_\_\_\_ day of \_\_\_\_\_, \_\_\_\_\_ A.D.

\_\_\_\_\_  
 Mark Stroehrer, County Judge

\_\_\_\_\_  
 Curtis Cameron, Commissioner Pct No 1

\_\_\_\_\_  
 William A. Roeder, Commissioner Pct No 2

\_\_\_\_\_  
 Calvin Ransleben, Commissioner Pct No 3

\_\_\_\_\_  
 Donald W. Schuch, Commissioner Pct No 4