



**FY2015-2016**

**GILLESPIE COUNTY, TEXAS**

**COUNTY TREASURER MONTHLY FINANCIAL REPORT**

For The Period Ended  
December 31, 2015

**Unaudited**

LAURA LUNDQUIST, CCT, CIO  
GILLESPIE COUNTY TREASURER

- 1 Cash/Investment Balances All Funds  
For Period Ended December 31, 2015
- 2 Statement of Receipts, Disbursements, Electronic Funds Transfers, Payroll,  
Interfund Allocations, Adjustments, and Investments All Funds  
Month to Date by Fund
- 3 Statement of Receipts, Disbursements, Electronic Funds Transfers, Payroll,  
Interfund Allocations, Adjustments, and Investments All Funds  
Fiscal Year to Date by Fund
- 4 Statement of Maintenance & Operating Funds  
FY2005 through December 31, 2015  
General Fund  
Road & Bridge Funds ... County Wide, Precinct No 1, Precinct No 2, Precinct No 3, Precinct No 4
- 5 Fund Cash/Investment Balance Comparison by Fiscal Year by Fund  
Active and Inactive Funds  
FY2004 through December 31, 2015
- 6 Overall Cash/Investment Balance Comparison by Month  
FY1985 through December 31, 2015
- 7 County Sales Tax ... Effective January 01, 1988  
Allocation Summary of Sales Tax Receipts  
1988 through December 31, 2015  
  
Statement of Repayment of Erroneous Receipt of Sales Tax  
1997 through December 31, 2015 ... 20 Year Payout, Final Payment FY2016
- 8 Hotel Occupancy Tax (HOT) ... Effective January 01, 2007  
Summary of HOT Receipts and Expenditures  
For the Period of January 01, 2007 through December 31, 2015
9. Certificates of Obligation Bonds ... Interest & Sinking  
Statement of Bond Redemptions & Interest Payment Schedule  
GO Refunding Bonds, Series 2010  
Refunding of COB Series 2001, Post Office & Clinic Building Properties



10. General Obligation Bonds ... Interest & Sinking  
Statement of Bond Redemptions & Interest Payment Schedule  
GOB Series 2013, Jail Construction Project
11. Lease / Purchase Finance Capital Equipment  
Statement of Principal & Interest Payment Schedule  
Road & Bridge Departments – Contract No 6451, December2013
  - o Countywide
  - o Precinct No 1
  - o Precinct No 2
  - o Precinct No 3
  - o Precinct No 4
12. Public Property Finance ... Law Enforcement Radio System Upgrade  
Statement of Principal & Interest Payment Schedule  
Sheriff Office --- Contract No 6774, October2014
13. District Clerk Trust Funds ... Statement of Holding in Trust Funds As Managed by County Treasurer  
As of December 31, 2015
14. County Clerk Trust Funds ... Statement of Holding in Trust Funds As Managed by County Treasurer  
As of December 31, 2015
15. Investment Performance Summary ... Certificate(s) of Deposit  
As of December 31, 2015
16. County Treasurer Portfolio Asset Summary by Investment Type  
As of December 31, 2015
17. County Portfolio Asset Summary vs Security Holdings  
As of December 31, 2015
18. Detailed Listing of Receipts to All Funds  
For December.2015
19. Detailed Listing of Disbursements from All Funds  
For December.2015
20. Detailed Listing of Electronic Funds Transfers from All Funds  
For December.2015
21. Detailed Listing of Interfund Allocations to/from All Funds  
For December.2015
22. Detailed Listing of Payroll Distribution All Funds  
For December.2015
23. Financial Summary Recap Affidavit  
As of December 31, 2015

## GILLESPIE COUNTY, TEXAS

### Cash and Investment Balances All Funds Managed by County Treasurer

For Period Ended December 31, 2015

#### FUNDS LISTING BY CATEGORY

##### GENERAL and ROAD & BRIDGE FUNDS

###### Maintenance & Operating Funds

General Fund	12,368,963.61
Road & Bridge Funds ...	
County Wide	1,180,348.86
Precinct No 1	23,292.72
Precinct No 2	189,870.00
Precinct No 3	94,600.75
Precinct No 4	<u>151,995.47</u>
Sub-total Road & Bridge Funds	1,640,107.80

##### CASH and INVESTMENTS

14,009,071.41

##### SPECIAL REVENUE FUNDS

Law Library	3,837.08
Lateral Road ...	
Precinct No 1	13,291.39
Precinct No 2	6,658.22
Precinct No 3	6,658.22
Precinct No 4	6,658.22
Sub-total Lateral Road Funds	33,266.05
Probate	30,669.57
Court Reporter Service	1,001.22
County Records Management	93,190.16
County Clerk Records Management	112,381.62
Sheriff Forfeiture	48,154.90
Sheriff Abandoned Vehicle	1,202.25
Sheriff Equitable Sharing	1,202.71
Justice Court Bldg Security	29,996.64
Courthouse Security	338.06
District Clerk Records Management	7,349.18
County & District Court Technology	17,288.81
Occupancy Tax	483,831.17
Pretrial Intervention	123,025.71
Justice Court Technology	114,070.89
Airport Operating	1,034,471.60
LEOSE Training--Sheriff	4,028.28
LEOSE Training--Constable No 1	8,038.15
LEOSE Training--Constable No 2	5,984.48
Tax Assessor - M V I	<u>106.75</u>

2,153,435.28

##### SPECIAL REVENUE FUNDS ... GRANTS

Grants ... General, Energy Efficiency	0.00
Grants ... Law Enforcement, Emergency Services P25 Compliant Radio	0.00
PML Loan Star Library	258.39
PML PAC-Pug	211.40
Airport Capital Project Grant	<u>15.18</u>

484.97

## GILLESPIE COUNTY, TEXAS

### Cash and Investment Balances All Funds Managed by County Treasurer

For Period Ended December 31, 2015

FUNDS LISTING BY CATEGORY <small>(continued)</small>			
<b>CERTIFICATES OF OBLIGATION BONDS</b>			
and			
<b>GENERAL OBLIGATION BONDS</b>			
...			
<b>Operating Accounts</b>			
GOB Series 2013 ... Jail Project	<u>380,312.18</u>	<u>380,312.18</u>	
<b>CERTIFICATES OF OBLIGATION BONDS</b>			
and			
<b>GENERAL OBLIGATION BONDS</b>			
...			
<b>Interest &amp; Sinking Accounts</b>			
COB Series 2001/GOB Refunding Series 2010 ... Interest & Sinking	112,579.99		
GOB Series 2013 ... Interest & Sinking	<u>685,829.67</u>	<u>798,409.66</u>	
<b>TRUST and AGENCY FUNDS</b>			
Criminal Justice	38,959.00		
Waste Water (State Fee)	720.00		
County Attorney Hot Check	11,383.37		
McDermott (PML)	138,796.39		
Breiten (PML)	206,688.09		
Justice Of The Peace No. 1	39,132.37		
Justice Of The Peace No. 2	17,962.63		
Appellate Judicial System	160.04		
Alternative Dispute Resolution	505.00		
Unclaimed Monies	54,211.45		
County Clerk Operating	42,449.37		
District Clerk Operating	73,830.44		
Light Up The Block	<u>0.00</u>	<u>624,798.15</u>	<u>17,966,511.65</u>
<b>FUNDS PENDING RELEASE</b>			
Check(s) pending release	0.00		
EFT(s) pending release	<u>0.00</u>	<u>0.00</u>	<u>0.00</u>
<b>CHANGE FUNDS</b>			
General Fund (F.10) ... cash provider to various offices	3,000.00		
Sheriff Seizure Fund (F.30)	1,950.00		
County Attorney Hot Check Fund (F.80)	<u>50.00</u>	<u>5,000.00</u>	<u>5,000.00</u>

## GILLESPIE COUNTY, TEXAS

### Cash and Investment Balances All Funds Managed by County Treasurer

For Period Ended December 31, 2015

FUNDS LISTING BY CATEGORY <small>(continued)</small>				
<b>UNALLOCATED MONIES</b>				
<b>Checking Accounts</b>				
Justice of Peace No 2 Checking...unaccountable funds from 02.28.1999 ... date check book was turned over to County Treasurer	(98.56)			
Justice of Peace No 2 Checking...credit card payment pending	324.00			
Justice of Peace No 2 Checking...credit card reversal pending	110.00			
Justice of Peace No 1 Checking...credit card payment reversal pending	20.00			
General Checking...Dec.2015 analysis charge correction	(72.64)			
District Clerk Checking...	0.00			
County Attorney Hot Check Checking...	0.00			
Appellate Checking ..	0.00			
County Clerk Checking...credit card payment pending	1,516.10	<u>1,798.90</u>		
<b>Investment Pools ... Investment Service For Public Funds</b>				
TexPool ... General	0.00			
TexPool ... COB Series 2001/GOB Series 2010 Interest & Sinking	0.00			
TexPool ... GOB Series 2013 Jail Project	0.00			
Texas Class ... GOB Series 2013 Jail Project	<u>0.00</u>	<u>0.00</u>		
<b>Other Unallocated Funds</b>				
none reported	<u>0.00</u>	<u>0.00</u>	<u>1,798.90</u>	<b><u>17,973,310.55</u></b>

## GILLESPIE COUNTY, TEXAS

### Cash and Investment Balances All Funds Managed by County Treasurer

For Period Ended December 31, 2015

CHECKING and INVESTMENT ACCOUNTS			
<b>CHECKING ACCOUNTS</b>			
GENERAL OPERATING ... Interest Bearing Checking	(275.61)		
Cash On Hand	0.00		
Deposit In Process	186.53		
Deposit In Process	30.00		
Deposit In Process	0.00		
Online Transfer	(14,746.56)		
Online Transfer	(83,552.50)		
Outstanding Financial Checks	(135,088.14)		
Outstanding Payroll Checks	(22,114.15)		
Check(s) pending release	<u>0.00</u>	<u>(255,560.43)</u>	
GENERAL OPERATING ... Interest Bearing Sweep Account			
Sweep of General Operating Checking	<u>8,322,311.45</u>	<u>8,322,311.45</u>	
COB Series 2001 / GORefuding Series 2010 INTEREST & SINKING Checking	97,123.44		
Cash On Hand	0.00		
Online Transfer	14,746.56		
Online Transfer	0.00		
Outstanding Checks	<u>0.00</u>	<u>111,870.00</u>	
COUNTY ATTORNEY HOT CHECK ... Interest Bearing Checking	17,259.47		
Cash On Hand	0.00		
Deposit In Process	50.00		
Online Transfer	0.00		
Outstanding Checks	<u>(5,926.10)</u>	<u>11,383.37</u>	
APPELLATE JUDICIAL ... Interest Bearing Checking	160.04		
Cash On Hand	0.00		
Deposit In Process	0.00		
Online Transfer	0.00		
Outstanding Checks	<u>0.00</u>	<u>160.04</u>	
JUSTICE OF THE PEACE No 1 ... Interest Bearing Checking	61,612.03		
Cash On Hand	0.00		
Deposit In Process	323.89		
Online Transfer	0.00		
Outstanding Checks	<u>(22,783.55)</u>	<u>39,152.37</u>	
JUSTICE OF THE PEACE No 2 ... Interest Bearing Checking	19,778.46		
Cash On Hand	0.00		
Deposit In Process	95.00		
Online Transfer	0.00		
Outstanding Checks	<u>(1,575.39)</u>	<u>18,298.07</u>	

## GILLESPIE COUNTY, TEXAS

### Cash and Investment Balances All Funds Managed by County Treasurer

For Period Ended December 31, 2015

CHECKING and INVESTMENT ACCOUNTS <small>(continued)</small>			
<b>CHECKING ACCOUNTS ... Continued</b>			
COUNTY CLERK ... Interest Bearing Checking	42,616.34		
Cash On Hand	0.00		
Deposit In Process	1,363.00		
Deposit In Process	554.00		
Deposit In Process	263.00		
Outstanding Checks ... checks outstanding prior to 10.01.2009	(108.50)		
Outstanding Checks ... outstanding checks post 09.30.2009	(722.37)	<u>43,965.47</u>	
DISTRICT CLERK ... Interest Bearing Checking	86,222.47		
Cash On Hand	0.00		
Deposit In Process	354.00		
Outstanding Checks ... checks outstanding prior to 10.01.2009	(4,361.86)		
Outstanding Checks ... outstanding checks post 09.30.2009	(8,384.17)	<u>73,830.44</u>	
GOB SERIES 2013 - Jail Project ... Interest Bearing Checking	1.00		
Cash On Hand	0.00		
Online Transfer	0.00		
Deposit In Process	0.00		
Outstanding Checks	(14,742.08)	<u>(14,741.08)</u>	
GOB SERIES 2013 - Jail Project ... Interest Bearing Sweep Account			
Sweep of GOB 2013 Jail Project Checking	<u>61,946.22</u>	<u>61,946.22</u>	
GOB SERIES 2013 - Interest & Sinking ... Interest Bearing Checking	602,277.17		
Cash On Hand	0.00		
Online Transfer	83,552.50		
Online Transfer	0.00		
Online Transfer	0.00		
Outstanding Checks	<u>0.00</u>	<u>685,829.67</u>	<u>9,098,445.59</u>

## GILLESPIE COUNTY, TEXAS

### Cash and Investment Balances All Funds Managed by County Treasurer

For Period Ended December 31, 2015

#### CHECKING and INVESTMENT ACCOUNTS (continued)

##### TIME CERTIFICATE OF DEPOSIT(S)

All General Fund (10.) Investments

##### Blanco National Bank

BNB CD .. 0.45% per annum, paid monthly .. 11.07.2016 maturity	100,000.00	
BNB CD .. 0.45% per annum, paid monthly .. 02.11.2016 maturity	100,000.00	
BNB CD .. 0.45% per annum, paid monthly .. 01.02.2016 maturity	100,000.00	
BNB CD .. 0.45% per annum, paid monthly .. 07.19.2016 maturity	100,000.00	
BNB CD .. 0.45% per annum, paid monthly .. 03.07.2016 maturity	100,000.00	
BNB CD .. 0.45% per annum, paid monthly .. 09.07.2016 maturity	100,000.00	
BNB CD .. 0.45% per annum, paid monthly .. 10.07.2016 maturity	100,000.00	
BNB CD .. 0.45% per annum, paid monthly .. 05.28.2016 maturity	100,000.00	
BNB CD .. 0.45% per annum, paid monthly .. 05.28.2016 maturity	100,000.00	
BNB CD .. 0.45% per annum, paid monthly .. 08.02.2016 maturity	100,000.00	
BNB CD .. 0.45% per annum, paid monthly .. 11.02.2016 maturity	100,000.00	
BNB CD .. 0.45% per annum, paid monthly .. 12.02.2016 maturity	100,000.00	
BNB CD .. 0.45% per annum, paid monthly .. 04.18.2016 maturity	100,000.00	
BNB CD .. 0.45% per annum, paid monthly .. 11.22.2016 maturity	100,000.00	
BNB CD .. 0.45% per annum, paid monthly .. 01.30.2016 maturity	100,000.00	
BNB CD .. 0.45% per annum, paid monthly .. 01.30.2016 maturity	100,000.00	
BNB CD .. 0.45% per annum, paid monthly .. 03.05.2016 maturity	100,000.00	
BNB CD .. 0.45% per annum, paid monthly .. 04.01.2016 maturity	100,000.00	
BNB CD .. 0.45% per annum, paid monthly .. 12.01.2016 maturity	100,000.00	
BNB CD .. 0.45% per annum, paid monthly .. 04.01.2016 maturity	100,000.00	
BNB CD .. 0.45% per annum, paid monthly .. 04.01.2016 maturity	100,000.00	
BNB CD .. 0.45% per annum, paid monthly .. 04.15.2016 maturity	100,000.00	
BNB CD .. 0.45% per annum, paid monthly .. 06.01.2016 maturity	100,000.00	
BNB CD .. 0.45% per annum, paid monthly .. 06.15.2016 maturity	<u>100,000.00</u>	<u>2,400,000.00</u>

##### Security State Bank & Trust (County Depository)

SSB&T CD .. 0.35% per annum, paid monthly .. 02.11.2016 maturity	100,000.00	
SSB&T CD .. 0.35% per annum, paid monthly .. 05.02.2016 maturity	100,000.00	
SSB&T CD .. 0.35% per annum, paid monthly .. 02.28.2016 maturity	100,000.00	
SSB&T CD .. 0.35% per annum, paid monthly .. 10.29.2016 maturity	100,000.00	
SSB&T CD .. 0.35% per annum, paid monthly .. 03.04.2016 maturity	250,000.00	
SSB&T CD .. 0.35% per annum, paid monthly .. 04.01.2016 maturity	500,000.00	
SSB&T CD .. 0.35% per annum, paid monthly .. 07.01.2016 maturity	500,000.00	
SSB&T CD .. 0.35% per annum, paid monthly .. 10.01.2016 maturity	500,000.00	
SSB&T CD .. 0.35% per annum, paid monthly .. 01.01.2016 maturity	<u>500,000.00</u>	<u>2,650,000.00</u> <u>5,050,000.00</u>



## GILLESPIE COUNTY, TEXAS

### Cash and Investment Balances All Funds Managed by County Treasurer

For Period Ended December 31, 2015

CHECKING and INVESTMENT ACCOUNTS <small>(continued)</small>				
<b>INVESTMENT POOLS ... Investment Service For Public Funds</b>				
<b>TexPool</b>				
GENERAL ... Multi-Fund Account	3,486,047.93			
Deposit In Process	0.00			
Monies In Transit	<u>0.00</u>	<u>3,486,047.93</u>		
COB SERIES 2001/GORefunding SERIES 2010 ... Interest & Sinking	709.99			
Deposit In Process	0.00			
Monies In Transit	<u>0.00</u>	<u>709.99</u>		
GOB SERIES 2013 ... Jail Project	0.00			
Deposit In Process	0.00			
Monies In Transit	<u>0.00</u>		<u>0.00</u>	
TexPool sub-total			<u>3,486,757.92</u>	
<b>Texas Class</b>				
GOB SERIES 2013 ... Jail Project	333,107.04			
Deposit In Process	0.00			
Monies In Transit	<u>0.00</u>	<u>333,107.04</u>	<u>3,819,864.96</u>	
<b>CHANGE FUNDS</b>				
<b>Under General Fund (F.10)</b>				
Tax Office ... Teller Drawers (4)	1,200.00			
Tax Office ... Office Administration	0.00			
County Clerk	100.00			
District Clerk	100.00			
Justice of Peace No 1	200.00			
Justice of Peace No 2	200.00			
Pioneer Memorial Library	100.00			
Sheriff ... Administration	50.00			
Sheriff ... Jail Operations	50.00			
County Treasurer	1,000.00			
County Warehouse	<u>0.00</u>	<u>3,000.00</u>		
<b>Under Sheriff Seizure (F.30)</b>				
Sheriff ... Administrative Office	1,950.00	1,950.00		
<b>Under County Attorney Hot Check (F.80)</b>				
County Attorney	<u>50.00</u>	<u>50.00</u>	<u>5,000.00</u>	<u>17,973,310.55</u>

## GILLESPIE COUNTY, TEXAS

### Cash and Investment Balances All Funds Managed by County Treasurer

For Period Ended December 31, 2015

DISTRICT CLERK HOLDING					
HOLDING ACCOUNT (s)			CASH and INVESTMENTS		
holding account(s)	<u>18,027.49</u>	<u>18,027.49</u>	<u>18,027.49</u>	<u>18,027.49</u>	<u>18,027.49</u>
<b>INVESTMENT POOLS ... Investment Service For Public Funds</b>					
TEXPOOL ... DISTRICT CLERK HOLDING	18,027.49				
Deposit In Process	0.00				
Monies In Transit	<u>0.00</u>	<u>18,027.49</u>	<u>18,027.49</u>		
				<u>18,027.49</u>	<u>18,027.49</u>

COUNTY CLERK HOLDING					
HOLDING ACCOUNT (s)			CASH and INVESTMENTS		
holding account(s)	<u>120,584.38</u>	<u>120,584.38</u>	<u>120,584.38</u>	<u>120,584.38</u>	<u>120,584.38</u>
<b>INVESTMENT POOLS ... Investment Service For Public Funds</b>					
TEXPOOL ... COUNTY CLERK HOLDING	120,584.38				
Deposit In Process	0.00				
Monies In Transit	<u>0.00</u>	<u>120,584.38</u>	<u>120,584.38</u>		
				<u>120,584.38</u>	<u>120,584.38</u>



Laura Lundquist, cert. cfo  
 Gillespie County Treasurer  
 Gillespie County, Texas

**STATEMENT OF**  
**GILLESPIE COUNTY, TEXAS**  
**Receipts, Disbursements, Electronic Funds Transfers, Payroll, Interfund Allocations, Adjustments, and Time Investments**  
**of County Funds Managed by County Treasurer**

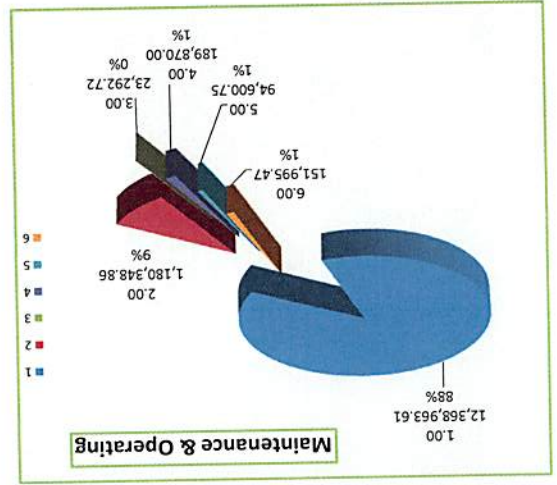
**For the Period Ended December 31, 2015**

For Current	For Current	For Current	For Current	For Current	For Current	For Current	For Current	For Current	For Current	For Current	For Current	For Current	For Current	For Current	For Current
Cash	Balance	Receipts	Disbursements	Electronic	Payroll	Total	Interfund	Interfund	Interfund	Interfund	Adjustments	Adjustments	Adjustments	Adjustments	Adjusted
as of	as of	as of	as of	as of	as of	as of	as of	as of	as of	as of	as of	as of	as of	as of	as of
Account Period	Account Period	Account Period	Account Period	Account Period	Account Period	Account Period	Account Period	Account Period	Account Period	Account Period	Account Period	Account Period	Account Period	Account Period	Account Period
11/30/2015	12/31/2015	12/31/2015	12/31/2015	12/31/2015	12/31/2015	12/31/2015	12/31/2015	12/31/2015	12/31/2015	12/31/2015	12/31/2015	12/31/2015	12/31/2015	12/31/2015	12/31/2015

GENERAL and ROAD & BRIDGE ...															
Maintenance & Operating Funds															
F10 General	10,222,793.63	3,457,806.47	628,254.03	240,132.44	443,250.02	1,311,636.49									
Road & Bridge Funds															
F15 County Wide	589,686.68	606,431.81	12,616.24		3,153.39	15,769.63									
F16 Precinct No 1	43,677.70	3,639.78	2,607.21		21,417.55	24,024.76									
F17 Precinct No 2	214,965.71	37.35	4,073.56		21,059.50	25,133.06									
F18 Precinct No 3	158,580.57	20.08	37,090.47		26,909.43	63,999.90									
F18 Precinct No 4	204,838.20	3,662.39	32,430.97		24,074.15	56,505.12									
F19 Precinct No 4		1,211,748.66	613,791.41		96,614.02	185,432.47									
Sub-Totals R&B	1,211,748.66	613,791.41	88,818.45	0.00	96,614.02	185,432.47									
GENERAL and ROAD & BRIDGE ...															
Maintenance & Operating Funds															
F10 General	7,318,963.61	5,050,000.00	12,368,963.61												
Road & Bridge Funds															
F15 County Wide	1,180,348.86		1,180,348.86												
F16 Precinct No 1	23,292.72		23,292.72												
F16 Precinct No 2	189,870.00		189,870.00												
F17 Precinct No 2	94,600.75		94,600.75												
F18 Precinct No 3	151,995.47		151,995.47												
F19 Precinct No 4	1,640,107.80		1,640,107.80												
Sub-Totals R&B	1,640,107.80	0.00	1,640,107.80												
Sub-Totals															
General / Road & Bridge ...	8,959,071.41	5,050,000.00	14,009,071.41	0.00											
Maintenance & Operating ...	11,434,542.49	4,071,597.88	717,072.48	240,132.44	539,864.04	1,497,068.96									

**Maintenance & Operating**  
Cash Balances by Fund  
As of December 31, 2015

General Fund	12,368,963.61
F15 County Wide	1,180,348.86
F16 Precinct No 1	23,292.72
F17 Precinct No 2	189,870.00
F18 Precinct No 3	94,600.75
F19 Precinct No 4	151,995.47
F19 Precinct No 4	14,009,071.41



**STATEMENT OF  
GILLESPIE COUNTY, TEXAS  
Receipts, Disbursements, Electronic Funds Transfers, Payroll, Interfund Allocations, Adjustments, and Time Investments  
of County Funds Managed by County Treasurer  
For the Period Ended December 31, 2015**

For Current Account Period	Cash Balance as of	Receipts	Disbursements	Electronic Fund Transfers	Payroll	Total Disbursements	Interfund Allocations In	Interfund Allocations Out	Adjustments FY2016	FY2015 YE Adjustments	Cash Balances as of	Time Investments as of	Adjusted Cash Balance as of	For Current Account Period
	11.30.2015										12.31.2015	12.31.2015	12.31.2015	

SPECIAL REVENUE														
F20 Law Library	8,408.08	1,120.00	5,691.00			5,691.00					3,837.08		3,837.08	F20 Law Library
F21 Lateral Road Precinct														F21 Lateral Road Precinct
Dep'ts														
Precinct No 1	13,291.39		0.00			0.00					13,291.39		13,291.39	Precinct No 1
Precinct No 2	6,658.22		0.00			0.00					6,658.22		6,658.22	Precinct No 2
Precinct No 3	6,658.22		0.00			0.00					6,658.22		6,658.22	Precinct No 3
Precinct No 4	6,658.22		0.00			0.00					6,658.22		6,658.22	Precinct No 4
F24 Probate	30,002.57	667.00	0.00			0.00					30,669.57		30,669.57	F24 Probate
F25 Court Reporter	1,037.22	36.00	0.00			0.00					1,001.22		1,001.22	F25 Court Reporter
F28 County Records Mgmt	92,487.97	702.19	0.00			0.00					93,190.16		93,190.16	F28 County Records Mgmt
F29 County Clerk Records	105,326.62	9,831.52	2,776.52	16.01	2,760.51	0.00					112,381.62		112,381.62	F29 County Clerk Records
F30 Sheriff Forfeiture	38,006.91	10,147.99	0.00			0.00					48,154.90		48,154.90	F30 Sheriff Forfeiture
F33 Sheriff Abandoned Vehicle	1,202.03	0.22	0.00			0.00					1,202.25		1,202.25	F33 Sheriff Abandoned Vehicle
F31 Justice Court Bldg Security	29,996.64	296.17	0.00			0.00					29,996.64		29,996.64	F31 Justice Court Bldg Security
F32 Courthouse Security	131.52	2,091.82	1,885.28	170.33	1,714.95	0.00					338.06		338.06	F32 Courthouse Security
F34 District Clerk Records	7,349.18		0.00			0.00					7,349.18		7,349.18	F34 District Clerk Records
F35 County & District Courts	17,288.81	82.24	0.00			0.00					17,288.81		17,288.81	F35 County & District Courts
F36 Occupancy Tax	477,979.19	5,851.98	0.00			0.00					483,831.17		483,831.17	F36 Occupancy Tax
F37 Pretrial Intervention	123,025.71		0.00			0.00					123,025.71		123,025.71	F37 Pretrial Intervention
F51 Justice Court Technology	112,847.35	1,223.54	0.00			0.00					114,070.89		114,070.89	F51 Justice Court Technology
F72 Airport Operating	1,029,979.35	19,446.39	14,954.14	7,924.17	14,954.14	0.00					1,034,471.60		1,034,471.60	F72 Airport Operating
F78 LEOSE - Sheriff	4,028.28		0.00			0.00					4,028.28		4,028.28	F78 LEOSE - Sheriff
F79 LEOSE - Constable 1	8,038.15		0.00			0.00					8,038.15		8,038.15	F79 LEOSE - Constable 1
F82 LEOSE - Constable 2	5,984.48		0.00			0.00					5,984.48		5,984.48	F82 LEOSE - Constable 2
F81 Tax Assessor-M V I	106.75		0.00			0.00					106.75		106.75	F81 Tax Assessor-M V I
F40 Sheriff Equitable Sharing	1,202.49	0.22	0.00			0.00					1,202.71		1,202.71	F40 Sheriff Equitable Sharing
<b>Sub-Totals</b>	<b>2,127,316.94</b>	<b>51,461.28</b>	<b>25,342.94</b>	<b>12,943.31</b>	<b>12,399.83</b>	<b>0.00</b>	<b>0.00</b>	<b>0.00</b>	<b>0.00</b>	<b>0.00</b>	<b>2,153,435.28</b>	<b>0.00</b>	<b>2,153,435.28</b>	<b>Sub-Totals</b>
<b>Special Revenue</b>	<b>2,127,316.94</b>	<b>51,461.28</b>	<b>25,342.94</b>	<b>12,943.31</b>	<b>12,399.83</b>	<b>0.00</b>	<b>0.00</b>	<b>0.00</b>	<b>0.00</b>	<b>0.00</b>	<b>2,153,435.28</b>	<b>0.00</b>	<b>2,153,435.28</b>	<b>Special Revenue</b>

**GILLESPIE COUNTY, TEXAS**  
**STATEMENT OF**  
**of County Funds Managed by County Treasurer,**  
**Receipts, Disbursements, Electronic Funds Transfers, Payroll, Interfund Allocations, Adjustments, and Time Investments**  
**For the Period Ended December 31, 2015**

For Current	Cash	Balance	Receipts	Disbursements	Electronic Funds Transfers	Payroll	Total Disbursements	Interfund Allocations In	Interfund Allocations Out	FY2016 Adjustments	FY2015 YE Adjustments	Cash Balance as of	Time Investments	Cash Balance as of	Adjusted
Account Period	as of	11.30.2015										12.31.2015		12.31.2015	Account Period

SPECIAL REVENUE ... GRANTS																
F11 Grants ... General - Energy Efficiency	0.00						0.00									
F11 Grants ... Law Enforcement, Emergency Services P25 Compliant Radio	0.00						0.00									
F54 PML ... Loan Star Grant	258.39						258.39									
F54 PML ... PAC-HUG Grant	211.40						211.40									
F71 Airport Capital Project Grant	15.18						15.18									
<b>Sub-Totals</b>	<b>484.97</b>						<b>484.97</b>									
Special Revenue .. Grants																

CERTIFICATES OF OBLIGATION BONDS and GENERAL OBLIGATION BONDS ... Project Operating Accounts																
F61 GOB Series 2013 ... Jail Project	395,407.10						15,191.22									
<b>Sub-Totals</b>	<b>395,407.10</b>						<b>15,191.22</b>									
COB ... GOB Operating																
<b>Sub-Totals</b>	<b>380,312.18</b>						<b>380,312.18</b>									
COB ... GOB Operating																

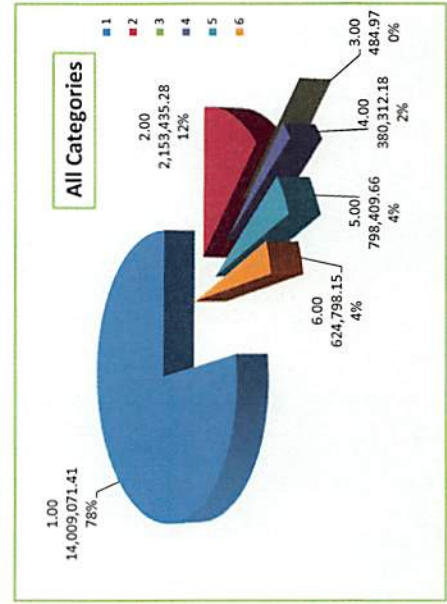
CERTIFICATES OF OBLIGATION BONDS and GENERAL OBLIGATION BONDS ... Interest & Sinking Accounts																
F62 GOB Series 2013 ... Interest & Sinking	307,801.34						0.00									
F53 COB Series 2001 / GOB Refunding Series 2013 ... Interest & Sinking	45,665.01						66,914.98									
<b>Sub-Totals</b>	<b>353,466.35</b>						<b>66,914.98</b>									
COB ... GOB IS																
<b>Sub-Totals</b>	<b>444,943.31</b>						<b>0.00</b>									
COB ... GOB IS																

## GILLESPIE COUNTY, TEXAS STATEMENT OF Receipts, Disbursements, Electronic Fund Transfers, Payroll, Interfund Allocations, Adjustments, and Time Investments of County Funds Managed by County Treasurer

For the Period Ended December 31, 2015

For Current Account Period	Cash Balance as of 11.30.2015	Receipts	Disbursements	Electronic Fund Transfers	Payroll	Total Disbursements	Interfund Allocations In	Interfund Allocations Out	FY2016 Adjustments	FY2015 YE Adjustments	Cash Balances as of 12.31.2015	Time Investments	Adjusted Cash Balance as of 12.31.2015	For Current Account Period
<b>TRUST and AGENCY</b>														
F22 Criminal Justice	1,716.00	37,243.00				0.00					38,959.00		38,959.00	F22 Criminal Justice
F27 Waste Water	550.00	170.00				0.00					720.00		720.00	F27 Waste Water
F80 County Attorney Hot Check	10,664.07	6,557.32	5,838.02			5,838.02					11,383.37		11,383.37	F80 County Attorney Hot Check
F89 McDermott (PML)	138,770.83	25.56				0.00					138,796.39		138,796.39	F89 McDermott (PML)
F92 Breiten (PML)	206,650.03	38.06				0.00					206,688.09		206,688.09	F92 Breiten (PML)
F85 Justice Of Peace 1	60,253.22	23,420.29	44,541.14			44,541.14					39,132.37		39,132.37	F85 Justice Of Peace 1
F86 Justice Of Peace 2	39,641.79	17,634.00	39,313.16			39,313.16					17,962.63		17,962.63	F86 Justice Of Peace 2
F83 Appellate Judicial	0.04	160.00				0.00					160.04		160.04	F83 Appellate Judicial
F84 Alternative Dispute Resolution	0.00	505.00				0.00					505.00		505.00	F84 Alternative Dispute Resolution
F90 Unclaimed Monies	54,211.45					0.00					54,211.45		54,211.45	F90 Unclaimed Monies
F94 County Clerk Operating	81,910.51	41,383.37	80,844.51			80,844.51					42,449.37		42,449.37	F94 County Clerk Operating
F95 District Clerk Operating	62,383.68	11,446.76				0.00					73,830.44		73,830.44	F95 District Clerk Operating
<b>Sub-Totals Trust and Agency</b>	<b>656,761.62</b>	<b>138,683.36</b>	<b>170,536.83</b>	<b>0.00</b>	<b>0.00</b>	<b>170,536.83</b>	<b>0.00</b>	<b>0.00</b>	<b>0.00</b>	<b>0.00</b>	<b>624,798.15</b>	<b>0.00</b>	<b>624,798.15</b>	<b>Sub-Totals Trust and Agency</b>

<b>TOTALS ALL FUNDS</b>	14,967,969.47	4,706,682.13	915,743.84	240,132.44	552,263.67	1,708,139.95	0.00	0.00	0.00	0.00	17,966,511.65	5,050,000.00	12,916,511.65	<b>TOTALS ALL FUNDS</b>
-------------------------	---------------	--------------	------------	------------	------------	--------------	------	------	------	------	---------------	--------------	---------------	-------------------------



**GILLESPIE COUNTY, TEXAS**  
**STATEMENT OF**  
**Receipts, Disbursements, Electronic Funds Transfers, Payroll, Interfund Allocations, Adjustments, and Time Investments**  
**of County Funds Managed by County Treasurer**

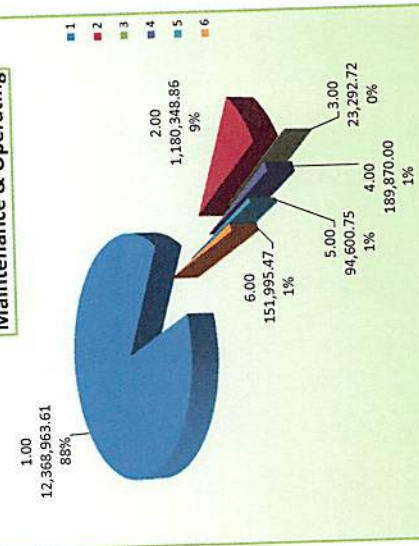
Fiscal Year to Date as of Period Ended December 31, 2015

For Current Account Period	Cash Balance as of 09.30.2015	Receipts	Disbursements	Electronic Fund Transfers	Payroll	Total Disbursements	Interfund Allocations In	Interfund Allocations Out	FY2016 Adjustments	FY2015 Adjustments	Cash Balances as of 12.31.2015	Time Investments	Adjusted Cash Balance as of 12.31.2015	For Current Account Period
<b>GENERAL and ROAD &amp; BRIDGE ... Maintenance &amp; Operating Funds</b>														
F10 General	10,425,972.66	5,190,179.07	1,575,040.65	694,813.52	977,333.95	3,247,188.12					12,368,963.61	5,050,000.00	7,318,963.61	F10 General
<b>Road &amp; Bridge Funds</b>														
F15 County Wide	341,842.65	862,841.55	36,591.17		7,744.17	44,335.34					1,180,348.86		1,180,348.86	F15 County Wide
F16 Precinct No 1	268,572.55	3,671.63	182,875.44		66,076.02	248,951.46					23,292.72		23,292.72	F16 Precinct No 1
F17 Precinct No 2	267,713.97	119.84	31,461.55		46,502.26	77,963.81					189,870.00		189,870.00	F17 Precinct No 2
F18 Precinct No 3	288,676.90	86.15	114,517.97		59,644.33	174,162.30					94,600.75		94,600.75	F18 Precinct No 3
F19 Precinct No 4	269,015.94	3,742.98	66,574.84		54,188.61	120,763.45					151,995.47		151,995.47	F19 Precinct No 4
Sub-Total R&B	1,415,822.01	660,462.15	432,020.97	0.00	234,195.39	666,176.36	0.00	0.00	0.00	0.00	1,640,107.80	0.00	1,640,107.80	Sub-Total R&B
Sub-Totals General / Road & Bridge ... Maintenance & Operating Funds	11,841,794.67	6,080,641.22	2,007,061.62	694,813.52	1,211,489.34	3,913,364.48	0.00	0.00	0.00	0.00	14,009,071.41	5,050,000.00	8,959,071.41	Sub-Totals General / Road & Bridge ... Maintenance & Operating Funds

**Maintenance & Operating Cash Balances by Fund As of December 31, 2015**

General Fund	F15 County Wide	F16 Precinct No 1	F17 Precinct No 2	F18 Precinct No 3	F19 Precinct No 4
12,368,963.61	1,180,348.86	23,292.72	189,870.00	94,600.75	151,995.47
					14,009,071.41

**Maintenance & Operating**



**GILLESPIE COUNTY, TEXAS**  
**STATEMENT OF**  
**Receipts, Disbursements, Electronic Funds Transfers, Payroll, Interfund Allocations, Adjustments, and Time Investments**  
**of County Funds Managed by County Treasurer**

**Fiscal Year to Date as of Period Ended December 31, 2015**

For Current Account Period	Cash Balance as of 09.30.2015	Receipts	Disbursements	Electronic Fund Transfers	Payroll	Total Disbursements	Interfund Allocations In	Interfund Allocations Out	FY2016 Adjustments	FY2015 YE Adjustments	Cash Balances as of 12.31.2015	Time Investments	Adjusted Cash Balance as of 12.31.2015	For Current Account Period
<b>SPECIAL REVENUE</b>														
F20 Law Library	7,760.46	2,869.12	6,792.50			6,792.50					3,837.08		3,837.08	F20 Law Library
F21 Lateral Road Precinct Depts						0.00					13,291.39		13,291.39	F21 Lateral Road Precinct Depts
Precinct No 1	6,633.18	6,658.21				0.00					6,658.22		6,658.22	Precinct No 1
Precinct No 2	0.00	6,658.22				0.00					6,658.22		6,658.22	Precinct No 2
Precinct No 3	0.00	6,658.22				0.00					6,658.22		6,658.22	Precinct No 3
Precinct No 4	0.00	6,658.22				0.00					6,658.22		6,658.22	Precinct No 4
F24 Probate	29,772.98	896.59				0.00					30,669.57		30,669.57	F24 Probate
F25 Court Reporter	467.33	569.89	36.00			36.00					1,001.22		1,001.22	F25 Court Reporter
F28 County Records Mgmt	91,506.18	1,683.98				0.00					93,190.16		93,190.16	F28 County Records Mgmt
F29 County Clerk Records Mgmt	103,515.09	15,525.80	18.06		6,641.21	6,659.27					112,381.62		112,381.62	F29 County Clerk Records Mgmt
F30 Sheriff Forfeiture	37,627.93	10,526.97				0.00					48,154.90		48,154.90	F30 Sheriff Forfeiture
F93 Sheriff Abandoned Vehicle	1,201.61	0.64				0.00					1,202.25		1,202.25	F93 Sheriff Abandoned Vehicle
F31 Justice Court Bldg Security	29,522.59	474.05				0.00					29,996.64		29,996.64	F31 Justice Court Bldg Security
F32 Courthouse Security	2,097.39	3,541.23	172.20		5,128.36	5,300.56					338.06		338.06	F32 Courthouse Security
F34 District Clerk Records Mgmt	7,114.22	234.96				0.00					7,349.18		7,349.18	F34 District Clerk Records Mgmt
F35 County & District Courts Technology	16,756.67	532.14				0.00					17,288.81		17,288.81	F35 County & District Courts Technology
F36 Occupancy Tax	538,177.10	96,483.07	150,829.00			150,829.00					483,831.17		483,831.17	F36 Occupancy Tax
F37 Pretrial Intervention	123,025.71					0.00					123,025.71		123,025.71	F37 Pretrial Intervention
F51 Justice Court Technology	112,119.89	1,951.00				0.00					114,070.89		114,070.89	F51 Justice Court Technology
F72 Airport Operating	1,037,772.61	60,563.67	44,982.20		18,882.48	63,864.68					1,034,471.60		1,034,471.60	F72 Airport Operating
F78 LEOSE -Sheriff	4,028.28					0.00					4,028.28		4,028.28	F78 LEOSE -Sheriff
F79 LEOSE- Constable 1	8,038.15					0.00					8,038.15		8,038.15	F79 LEOSE- Constable 1
F82 LEOSE-Constable 2	5,984.48					0.00					5,984.48		5,984.48	F82 LEOSE-Constable 2
F81 Tax Assessor-M V I	106.75					0.00					106.75		106.75	F81 Tax Assessor-M V I
F40 Sheriff Equitable Sharing	1,202.07	0.64				0.00					1,202.71		1,202.71	F40 Sheriff Equitable Sharing
<b>Sub-Totals Special Revenue</b>	<b>2,164,430.67</b>	<b>222,486.62</b>	<b>202,829.96</b>	<b>0.00</b>	<b>30,652.05</b>	<b>233,482.01</b>	<b>0.00</b>	<b>0.00</b>	<b>0.00</b>	<b>0.00</b>	<b>2,153,435.28</b>	<b>0.00</b>	<b>2,153,435.28</b>	<b>Sub-Totals Special Revenue</b>



**GILLESPIE COUNTY, TEXAS**  
**STATEMENT OF**  
**Receipts, Disbursements, Electronic Funds Transfers, Payroll, Interfund Allocations, Adjustments, and Time Investments**  
**of County Funds Managed by County Treasurer**

Fiscal Year to Date as of Period Ended December 31, 2015

For Current Account Period	Cash Balance as of 09.30.2015	Receipts	Disbursements	Electronic Fund Transfers	Payroll	Total Disbursements	Interfund Allocations In	Interfund Allocations Out	FY2016 Adjustments	FY2015 YE Adjustments	Cash Balances as of 12.31.2015	Time Investments	Adjusted Cash Balance as of 12.31.2015
----------------------------	-------------------------------	----------	---------------	---------------------------	---------	---------------------	--------------------------	---------------------------	--------------------	-----------------------	--------------------------------	------------------	--

SPECIAL REVENUE ... GRANTS													
F11 Grants ... General - Energy Efficiency	0.00					0.00					0.00		0.00
F11 Grants ... Law Enforcement, Emergency Services P25 Compliant Radio	0.00					0.00					0.00		0.00
F54 PML .. Loan Star Grant	258.39					0.00					258.39		258.39
F54 PML .. PAC-HUG Grant	211.40					0.00					211.40		211.40
F71 Airport Capital Project Grant	15.18					0.00					15.18		15.18
<b>Sub-Totals Special Revenue .. Grants</b>	<b>484.97</b>	<b>0.00</b>	<b>0.00</b>	<b>0.00</b>	<b>0.00</b>	<b>0.00</b>	<b>0.00</b>	<b>0.00</b>	<b>0.00</b>	<b>0.00</b>	<b>484.97</b>	<b>0.00</b>	<b>484.97</b>

CERTIFICATES OF OBLIGATION BONDS and GENERAL OBLIGATION BONDS ... Project Operating Accounts													
F61 GOB Series 2013 ... Jail Project	491,873.19	275.61	111,836.62			111,836.62					380,312.18		380,312.18
<b>Sub-Totals COB ... GOB Operating</b>	<b>491,873.19</b>	<b>275.61</b>	<b>111,836.62</b>	<b>0.00</b>	<b>0.00</b>	<b>111,836.62</b>	<b>0.00</b>	<b>0.00</b>	<b>0.00</b>	<b>0.00</b>	<b>380,312.18</b>	<b>0.00</b>	<b>380,312.18</b>

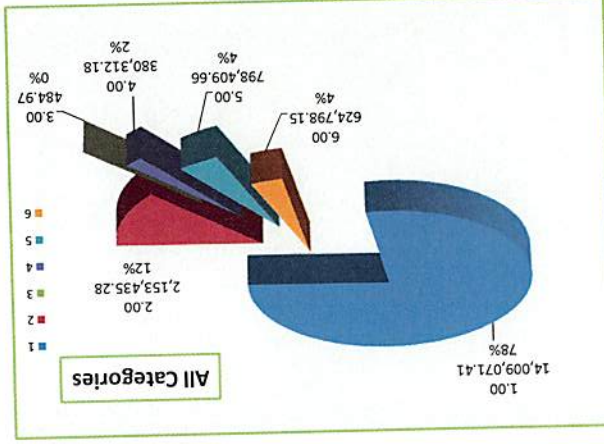
CERTIFICATES OF OBLIGATION BONDS and GENERAL OBLIGATION BONDS ... Interest & Sinking Accounts													
F62 GOB Series 2013 ... Interest & Sinking	176,091.44	509,738.23				0.00					685,829.67		685,829.67
F53 COB Series 2001 / GOB Refunding Series 2013 ... Interest & Sinking	22,393.57	90,186.42				0.00					112,579.99		112,579.99
<b>Sub-Totals COB ... GOB I&amp;S</b>	<b>198,485.01</b>	<b>599,924.65</b>	<b>0.00</b>	<b>0.00</b>	<b>0.00</b>	<b>0.00</b>	<b>0.00</b>	<b>0.00</b>	<b>0.00</b>	<b>0.00</b>	<b>798,409.66</b>	<b>0.00</b>	<b>798,409.66</b>

**GILLESPIE COUNTY, TEXAS**  
**STATEMENT OF**  
**Receipts, Disbursements, Electronic Funds Transfers, Payroll, Interfund Allocations, Adjustments, and Time Investments**  
**of County Funds Managed by County Treasurer**

Fiscal Year to Date as of Period Ended December 31, 2015

For Current Account Period	Cash Balance as of	Receipts	Disbursements	Electronic Funds Transfers	Payroll	Total Disbursements	Interfund Allocations In	Interfund Allocations Out	FY2015 Adjustments	Cash Balance as of	Time Investments as of	Adjusted Cash Balance as of
Account Period	as of						In	Out	FY2015 Adjustments	12/31/2015	12/31/2015	12/31/2015

TRUST and AGENCY												
F22 Criminal Justice	54,332.95	59,243.92	281.61	74,336.26		74,617.87				38,959.00	720.00	38,959.00
F27 Waste Water	650.00	550.00	480.00			480.00				11,383.37	720.00	11,383.37
F80 County Attorney Hot Check	11,784.05	14,712.58	15,113.26			15,113.26				138,796.39	138,796.39	138,796.39
F89 McDermott (PML) Check	138,721.86	74.53	0.00			0.00				206,688.09	206,688.09	206,688.09
F92 Breiten (PML)	207,231.35	111.17	654.43			654.43				39,132.37	39,132.37	39,132.37
F85 Justice Of Peace 1	39,391.40	67,276.93	67,535.96			67,535.96				17,962.63	17,962.63	17,962.63
F86 Justice Of Peace 2	16,066.07	56,974.76	55,078.20			55,078.20				160.04	160.04	160.04
F83 Appellate Judicial	777.34	409.91	1,027.21			1,027.21				505.00	505.00	505.00
F84 Alternative Dispute Resolution	2,195.50	1,109.76	2,800.26			2,800.26				54,211.45	54,211.45	54,211.45
F90 Unclaimed Monies	54,211.45	122,227.88	122,423.95			122,423.95				42,449.37	42,449.37	42,449.37
F94 County Clerk Operating	42,645.44	122,227.88	122,423.95			122,423.95				73,830.44	73,830.44	73,830.44
F95 District Clerk Operating	71,669.36	54,825.39	52,664.31			52,664.31						
Sub-Totals Trust and Agency												
	639,676.77	377,516.83	318,059.19	74,336.26		392,395.45			0.00	624,798.15	0.00	624,798.15
TRUST and AGENCY												
TOTALS ALL FUNDS												
	15,336,745.28	7,280,844.93	2,639,787.39	769,149.78	1,242,141.39	4,651,078.56			0.00	5,050,000.00	12,916,511.65	17,966,511.65



**Cash Balances by Category**  
As of December 31, 2015

Maintenance & Operating	14,009,071.41
Special Revenue	2,153,435.28
Special Revenue - Grants	484.97
Certificates of Obligation Bonds & General Obligation Bonds	798,409.66
Certificates of Obligation Bonds & General Obligation Bonds ... Interest & Sinking	484.97
Trust and Agency	380,312.18
Trust and Agency	624,798.15
Trust and Agency	17,966,511.65

**FY2015-2016**  
**GILLESPIE COUNTY, TEXAS**  
**STATEMENT OF**  
**Fund Cash/ Investment Balances of All County Funds Managed By County Treasurer**

FUND DESCRIPTION ACTIVE FUNDS		FY2016	FY2015	FY2014	FY2013	FY2012	FY2011	FY2010	FY2009	FY2008	FY2007	FY2006	FY2005
		As of 12.31.2015	As Of Fiscal Year Ending Date										
<b>GENERAL and ROAD &amp; BRIDGE Maintenance &amp; Operating</b>													
<b>F10</b>	<b>General Fund</b>												
	All Departments	12,368,963.61	10,425,972.66	9,427,791.73	7,929,967.87	6,382,410.44	7,099,577.50	8,058,141.42	9,262,263.41	8,857,295.99	7,871,493.01	6,391,051.39	4,764,571.70
	<b>Road &amp; Bridge</b>												
F15	County Wide	1,180,348.86	341,842.65	378,620.01	285,411.34	269,007.62	247,933.84	231,323.63	415,645.89	590,087.10	266,135.87	214,879.76	325,631.63
F16	Precinct No 1	23,292.72	268,572.55	241,992.22	241,285.37	245,176.66	314,264.01	419,950.01	310,192.73	159,578.97	288,106.85	214,159.86	146,948.45
F17	Precinct No 2	189,870.00	267,713.97	250,708.69	263,049.77	258,790.65	290,025.28	437,336.83	225,655.61	238,217.17	214,371.88	129,291.12	143,620.74
F18	Precinct No 3	94,600.75	268,676.90	143,588.42	266,091.82	255,513.57	302,798.14	356,974.50	189,553.20	94,153.92	261,697.98	131,482.78	89,710.29
F19	Precinct No 4	151,995.47	269,015.94	228,968.64	296,509.28	242,510.97	296,473.77	334,265.94	297,466.40	205,119.63	294,441.60	144,424.27	87,076.99
	Road & Bridge Sub-Totals	1,640,107.80	1,415,822.01	1,243,877.98	1,352,347.58	1,270,999.47	1,451,495.04	1,779,850.91	1,438,513.83	1,287,156.79	1,324,754.18	834,237.79	792,988.10
	<b>Sub-Totals</b>												
	<b>General and Road &amp; Bridge Maintenance &amp; Operating</b>	<b>14,009,071.41</b>	<b>11,841,794.67</b>	<b>10,671,669.71</b>	<b>9,282,315.45</b>	<b>7,653,409.91</b>	<b>8,551,072.54</b>	<b>9,837,992.33</b>	<b>10,700,777.24</b>	<b>10,144,452.78</b>	<b>9,196,247.19</b>	<b>7,225,289.18</b>	<b>5,557,559.80</b>

**FY2015-2016  
GILLESPIE COUNTY, TEXAS  
STATEMENT OF  
Fund Cash/ Investment Balances of All County Funds Managed By County Treasurer**

FUND DESCRIPTION ACTIVE FUNDS		FY2016	FY2015	FY2014	FY2013	FY2012	FY2011	FY2010	FY2009	FY2008	FY2007	FY2006	FY2005	
		As of 12.31.2015						As Of Fiscal Year Ending Date						
<b>SPECIAL REVENUE</b>														
F20	Law Library	3,837.08	7,760.46	13,480.79	22,378.86	28,338.91	39,192.23	43,400.98	41,852.55	42,419.59	40,079.68	36,066.66	31,284.42	
F21	Lateral Road Precinct Depts									31,328.62	18,897.94	0.00	12,377.05	
	Precinct No 1	13,291.39	6,633.18	0.00	0.00	0.00	0.00	0.00	0.00					
	Precinct No 2	6,658.22	0.00	0.00	0.00	0.00	0.00	0.00	0.00					
	Precinct No 3	6,658.22	0.00	0.00	0.00	0.00	0.00	0.00	0.00					
	Precinct No 4	6,658.22	0.00	0.00	0.00	0.00	0.00	0.00	0.00					
F24	Probate Training	30,669.57	29,772.98	26,340.90	23,622.04	19,141.40	16,237.87	12,211.95	9,105.91	5,897.08	3,645.71	3,765.83	3,195.83	
F25	Court Reporter Service	1,001.22	467.33	236.68	2,457.15	772.43	531.72	3,586.72	3,925.99	4,749.95	4,047.90	5,121.28	5,477.58	
F28	County Records Mgt	93,190.16	91,506.18	83,503.81	75,768.96	68,085.54	60,798.05	85,746.02	83,499.27	78,601.53	67,393.03	58,717.22	51,017.76	
F29	County Clerk Rcds Mgt	112,381.62	103,515.09	86,517.49	60,025.77	49,201.97	50,654.52	68,198.97	73,472.48	70,443.27	82,242.00	72,150.57	72,669.38	
F30	Sheriff Forfeiture	48,154.90	37,627.93	15,712.92	15,899.44	11,441.71	7,858.55	9,611.45	9,686.21	7,929.49	7,672.56	7,249.58	5,649.05	
F97	Sheriff Abandoned Vehicle	1,202.25	1,201.61	1,199.37	1,197.57	1,195.50	1,193.43	1,191.12	1,188.59					
F31	Justice Court Bldg Security	29,996.64	29,522.59	27,149.25	24,171.38	21,074.90	18,274.01	14,515.70	10,916.77	7,584.19	4,002.12	1,179.63		
F32	Courthouse Security	338.06	2,097.39	12,630.03	44,053.70	71,743.76	102,026.09	130,994.24	144,526.10	135,480.79	121,098.83	107,026.56	97,568.68	
F34	Distist Clerk Records Mgmt	7,349.18	7,114.22	5,630.28	5,335.50	3,698.05	5,990.38	4,439.59	2,786.99	1,052.78	1,379.12	3,360.24	2,440.00	
F35	County & District Courts Technology	17,288.81	16,756.67	13,523.64	11,667.87	8,337.60	5,132.39	1,816.93						
F36	Occupacy Tax	483,831.17	538,177.10	447,100.78	390,614.91	338,673.95	308,813.75	320,237.64	317,065.36	247,888.90	119,121.10	0.00		
F37	Pretrial Intervention	123,025.71	123,025.71	123,025.71	122,525.71	114,790.71	66,662.71	28,926.64	13,800.00	7,300.00				
F51	Justice Court Technology	114,070.89	112,119.89	102,554.58	90,599.26	78,070.58	74,024.21	58,891.29	45,290.75	33,688.80	21,166.16	9,714.42	4,805.84	
F72	Airport Operating	1,034,471.60	1,037,772.61	598,769.47	573,788.08	89,165.48	23,728.30	11,341.82	73,880.94	31,324.65	16,738.96	39,251.50	24,529.76	
F78	LEOSE-Sheriff	4,028.28	4,028.28	2,058.58	0.00	1,126.08	4,026.08	2,976.21	7,014.12	5,446.60	4,467.33	3,818.12	2,074.71	
F79	LEOSE-Constable 1	8,038.15	8,038.15	7,379.00	6,728.73	6,728.73	6,748.73	6,086.06	5,498.36	4,837.67	4,167.79	3,560.06	2,890.67	
F82	LEOSE-Constable 2	5,984.48	5,984.48	6,105.88	5,455.61	5,455.61	5,455.61	5,537.84	5,421.92	4,761.23	4,091.35	3,785.87	3,116.48	
F81	Tax Assessor M V I	106.75	106.75	106.75	106.75	106.75	95.92	73.66	73.66	0.00	2,290.79	2,178.41	1,833.73	
F40	Sheriff Equitable Sharing	1,202.71	1,202.07	1,200.17										
	<b>Sub-Totals</b>	<b>2,153,435.28</b>	<b>2,164,430.67</b>	<b>1,574,226.08</b>	<b>1,476,397.29</b>	<b>917,149.66</b>	<b>797,444.55</b>	<b>809,784.83</b>	<b>849,005.97</b>	<b>720,735.14</b>	<b>522,502.37</b>	<b>356,945.95</b>	<b>320,930.94</b>	
	<b>Special Revenue</b>													

**FY2015-2016**  
**GILLESPIE COUNTY, TEXAS**  
**STATEMENT OF**  
**Fund Cash/ Investment Balances of All County Funds Managed By County Treasurer**

FUND DESCRIPTION ACTIVE FUNDS		FY2016	FY2015	FY2014	FY2013	FY2012	FY2011	FY2010	FY2009	FY2008	FY2007	FY2006	FY2005	
		As of 12.31.2015						As Of Fiscal Year Ending Date						
<b>SPECIAL REVENUE ... GRANTS</b>														
F11	Grants ... General - Energy Efficiency	0.00	0.00	0.00	0.00	0.00	38.98							
F11	Grants ... Law Enforcement, Emergency Services P25 Compliant Radio	0.00	0.00	75,248.14	(78,346.14)	0.00								
F54	PML...Loan Star Grant	258.39	258.39	258.39	258.39	258.39	258.39	254.04	345.29	522.91	293.50	65.12	28.36	
F54	PML...PAC-HUG Grant	211.40	211.40	211.40	211.40	211.40	211.40	211.40	211.06	209.40	6,634.72	6,307.45		
F71	Airport Capital Project Grant	15.18	15.18	15.18	11,795.25									
	<b>Sub-Totals</b>	<b>484.97</b>	<b>484.97</b>	<b>75,733.11</b>	<b>(66,081.10)</b>	<b>469.79</b>	<b>508.77</b>	<b>465.44</b>	<b>556.35</b>	<b>732.31</b>	<b>6,928.22</b>	<b>6,372.57</b>	<b>28.36</b>	
	<b>Special Revenue ... Grants</b>													

<b>CERTIFICATES OF OBLIGATION BONDS and GENERAL OBLIGATION BONDS</b>													
<b>Operating Accounts</b>													
F61	GOB Series 2013 ... Jail Project	380,312.18	491,873.19	5,249,856.00	13,952,401.46								
	<b>Sub-Totals</b>	<b>380,312.18</b>	<b>491,873.19</b>	<b>5,249,856.00</b>	<b>13,952,401.46</b>	<b>0.00</b>	<b>0.00</b>	<b>0.00</b>	<b>0.00</b>	<b>0.00</b>	<b>0.00</b>	<b>0.00</b>	<b>0.00</b>
	<b>COB ... GOB Operating</b>												

<b>CERTIFICATES OF OBLIGATION BONDS and GENERAL OBLIGATION BONDS</b>													
<b>Interest &amp; Sinking Accounts</b>													
F62	GOB Series 2013 ... Interest & Sinking	685,829.67	176,091.44	186,733.10	33,431.94								
F53	COB Series 2001 / GOB Refunding Series 2013 ... Interest & Sinking	112,579.99	22,393.57	30,914.07	37,851.74	30,199.42	28,061.84	2,624.28	8,069.04	82,110.37	95,558.09	31,073.48	23,260.33
	<b>Sub-Totals</b>	<b>798,409.66</b>	<b>198,485.01</b>	<b>217,647.17</b>	<b>71,283.68</b>	<b>30,199.42</b>	<b>28,061.84</b>	<b>2,624.28</b>	<b>8,069.04</b>	<b>82,110.37</b>	<b>95,558.09</b>	<b>31,073.48</b>	<b>23,260.33</b>
	<b>COB ... GOB I&amp;S</b>												

**FY2015-2016**  
**GILLESPIE COUNTY, TEXAS**  
**STATEMENT OF**  
**Fund Cash/ Investment Balances of All County Funds Managed By County Treasurer**

FUND DESCRIPTION ACTIVE FUNDS		FY2016	FY2015	FY2014	FY2013	FY2012	FY2011	FY2010	FY2009	FY2008	FY2007	FY2006	FY2005	
		As of 12.31.2015					As Of Fiscal Year Ending Date							
<b>TRUST and AGENCY</b>														
F22	Criminal Justice	38,959.00	54,332.95	56,439.35	62,059.07	51,843.04	61,241.11	72,063.98	65,435.27	86,647.15	71,204.17	56,514.01	47,492.20	
F27	Waste Water	720.00	650.00	610.00	500.00	660.00	450.00	630.00	590.00	910.00	300.00	2,500.00	1,090.00	
F80	County Attorney Hot Check	11,383.37	11,784.05	11,142.69	17,676.23	21,388.16	14,191.24	6,555.71	23,288.36	13,177.74	8,791.79	9,641.14	9,240.53	
F89	McDermott (PML)	138,796.39	138,721.86	144,339.67	145,002.86	144,748.09	155,460.28	157,606.59	157,267.26	155,991.94	150,937.08	143,185.65	138,423.71	
F92	Breiten (PML)	206,688.09	207,231.35	213,777.98	232,518.32	242,104.78	263,175.02	295,903.52	295,266.14	292,871.78	283,381.35	374,330.42	416,034.73	
F85	Justice Peace No 1	39,132.37	39,391.40	36,196.17	38,870.87	32,802.78	31,544.44	42,704.30	27,861.46	32,606.50	31,714.74	31,364.72	20,388.07	
F86	Justice Peace No 2	17,962.63	16,066.07	25,655.83	23,579.31	23,495.92	25,400.31	30,650.37	26,998.27	29,161.96	34,657.77	22,634.54	22,782.46	
F83	Appellate Judicial	160.04	777.34	703.81	1,315.45	1,354.03	1,180.92	1,181.94	1,075.75	1,547.53	1,154.53	1,161.47	819.50	
F84	Alternative Dispute	505.00	2,195.50	720.00	1,796.86	1,493.98	2,087.71	1,840.22	1,664.85	1,697.66	2,052.55	2,024.68	6,530.00	
F90	Unclaimed Monies	54,211.45	54,211.45	55,949.27	50,746.77	48,698.94	47,544.20	47,757.66	46,394.14	43,344.41	36,840.41	5,213.28	4,961.20	
F94	County Clerk Operating	42,449.37	42,645.44	43,947.02	33,039.61	38,409.66	32,375.08	41,376.98						
F95	District Clerk Operating	73,830.44	71,669.36	86,979.66	41,113.16	41,651.53	48,532.38	47,975.16						
	<b>Sub-Totals Trust &amp; Agency</b>	<b>624,798.15</b>	<b>639,676.77</b>	<b>676,461.45</b>	<b>648,218.51</b>	<b>648,650.91</b>	<b>683,182.69</b>	<b>746,246.43</b>	<b>645,841.50</b>	<b>657,956.67</b>	<b>621,034.39</b>	<b>648,569.91</b>	<b>667,762.40</b>	
<b>TOTALS ALL ACTIVE FUNDS</b>		<b>17,966,511.65</b>	<b>15,336,745.28</b>	<b>18,465,593.52</b>	<b>25,364,535.29</b>	<b>9,249,879.69</b>	<b>10,060,270.39</b>	<b>11,397,113.31</b>	<b>12,204,250.10</b>	<b>11,605,987.27</b>	<b>10,442,270.26</b>	<b>8,268,251.09</b>	<b>6,569,541.83</b>	
		FY2016 As of 12.31.2015	FY2015	FY2014	FY2013	FY2012	FY2011	FY2010	FY2009	FY2008	FY2007	FY2006	FY2005	
							As Of Fiscal Year Ending Date							

**FY2015-2016  
GILLESPIE COUNTY, TEXAS  
STATEMENT OF  
Fund Cash/ Investment Balances of All County Funds Managed By County Treasurer**

FUND DESCRIPTION		FY2016	FY2015	FY2014	FY2013	FY2012	FY2011	FY2010	FY2009	FY2008	FY2007	FY2006	FY2005	
INACTIVE FUNDS														
As of 12.31.2015						As Of Fiscal Year Ending Date								
<b>INACTIVE FUNDS</b>														
F99	Light Up The Block	0.00	3.48	3.48	3.48	3.48	3.48	3.48	73.05	90.54	47.76	0.00	0.00	
F87	Flora Eckert					0.00	0.00	2,633.35	4,511.42	6,484.28	6,274.17	5,951.99	5,682.06	
F49	Homeland Security (2)						0.00	0.00	0.00	0.00	0.00	0.00	0.00	
F50	Homeland Security						0.00	0.00	28,000.00	26,700.71	25,835.51	25,117.93	24,942.10	
F88	Krikorian						0.00	0.00	0.00	869.40				
F38	Intoxication/Drug Court						0.00	0.00	0.00	0.00	0.00	0.00	0.00	
F33	Graffiti Eradication						0.00	0.00	0.00	0.00	0.00	0.00	0.00	
F52	COB Series 2001								0.00	0.00	0.00	0.00	0.00	
F--	County Court Records Archive...													
F55	TIF Grant													
F56	1997 TCHCA-Fbg													
F74	Airport Economic													
F60	Post Office Certificates													
F26	Historical Commission													
F57	Harper-1996TCDP													
F58	Stonewall Grant #2													
F59	Stonewall Grant #1													
F91	DWI Educational													
F73	Airport Master													
F14	Internal Inventory													
<b>TOTALS ALL INACTIVE FUNDS</b>		<b>0.00</b>	<b>0.00</b>	<b>0.00</b>	<b>0.00</b>	<b>0.00</b>	<b>0.00</b>	<b>2,633.35</b>	<b>32,511.42</b>	<b>34,054.39</b>	<b>32,109.68</b>	<b>31,169.92</b>	<b>30,624.16</b>	
<b>TOTALS ALL FUNDS</b>		<b>17,966,511.65</b>	<b>15,336,745.28</b>	<b>18,465,593.52</b>	<b>25,364,535.29</b>	<b>9,249,879.69</b>	<b>10,060,270.39</b>	<b>11,399,746.66</b>	<b>12,236,761.52</b>	<b>11,640,041.66</b>	<b>10,474,379.94</b>	<b>8,299,421.01</b>	<b>6,600,165.99</b>	
		FY2016	FY2015	FY2014	FY2013	FY2012	FY2011	FY2010	FY2009	FY2008	FY2007	FY2006	FY2005	
		As of 12.31.2015						As Of Fiscal Year Ending Date						

**GILLESPIE COUNTY, TEXAS  
STATEMENT OF  
Maintenance & Operating Accounts**

	FY2016 as of 12.31.2015	FY2015	FY2014	FY2013	FY2012	FY2011	FY2010	FY2009	FY2008	FY2007	FY2006	FY2005	FY2004
	As Of Fiscal Year Ending Date												
<b>GENERAL and ROAD &amp; BRIDGE Maintenance &amp; Operating</b>													
<b>Revenues Inclusive Interfund Allocations</b>													
<b>General M&amp;O</b>													
F10 General Fund	5,190,179.07	14,328,862.53	12,755,375.08	12,660,309.58	10,657,906.95	10,270,640.00	10,012,774.28	10,028,550.21	9,924,012.18	9,490,558.36	8,835,351.86	7,552,137.53	6,694,818.95
General Fund Over/(Under) Prior Period	(9,138,683.46)	1,573,487.45	95,065.50	2,002,402.63	387,266.95	257,865.72	(15,775.93)	104,538.03	433,453.82	655,206.50	1,283,214.33	857,318.58	
General Fund Cumulative Change for Periods Shown	(1,504,639.88)	7,634,043.58	6,060,556.13	5,965,490.63	3,963,088.00	3,575,821.05	3,317,955.31	3,333,731.26	3,229,193.23	2,795,739.41	2,140,532.91	857,318.58	
<b>Road &amp; Bridge M&amp;O</b>													
F15 County Wide	882,841.55	2,505,423.71	2,340,392.13	2,406,186.26	2,332,689.79	2,238,480.99	2,655,743.60	2,455,013.90	2,407,977.22	1,729,457.34	1,503,999.95	1,460,739.18	1,803,469.90
F16 Precinct No 1	3,671.63	553,250.36	562,311.15	535,823.96	495,287.80	435,659.70	744,672.18	777,666.49	466,454.42	389,503.85	464,726.41	353,441.58	363,007.70
F17 Precinct No 2	119.84	501,916.42	470,090.32	458,483.76	393,971.07	360,599.55	696,129.62	488,100.77	437,920.95	414,722.93	340,778.11	382,243.78	249,193.16
F18 Precinct No 3	86.15	835,249.40	653,606.04	774,237.93	893,200.46	815,249.25	827,083.23	773,976.99	580,570.58	415,908.20	451,128.21	381,907.46	446,687.99
F19 Precinct No 4	<u>3,742.98</u>	<u>518,659.61</u>	<u>444,169.11</u>	<u>503,497.57</u>	<u>395,510.13</u>	<u>490,546.26</u>	<u>554,193.35</u>	<u>558,733.58</u>	<u>486,036.38</u>	<u>388,009.34</u>	<u>303,825.82</u>	<u>350,971.44</u>	<u>248,722.06</u>
Sub-Total R&B	890,462.15	4,914,499.50	4,470,568.75	4,678,229.48	4,510,659.25	4,340,535.75	5,477,821.98	5,053,491.73	4,378,959.55	3,337,601.66	3,064,458.50	2,929,303.44	3,111,080.81
Road & Bridge Over/(Under) Prior Period	(4,024,037.35)	443,930.75	(207,660.73)	167,570.23	170,123.50	(1,137,286.23)	424,330.25	674,532.18	1,041,357.89	273,143.16	135,155.06	(181,777.37)	
Road & Bridge Cumulative Change for Periods Shown	(2,220,618.66)	1,803,418.69	1,359,487.94	1,567,148.67	1,399,578.44	1,229,454.94	2,366,741.17	1,942,410.92	1,267,878.74	226,520.85	(46,622.31)	(181,777.37)	
<b>Overall Totals</b>													
General / Road & Bridge M&O	6,080,641.22	19,243,362.03	17,225,943.83	17,338,539.06	15,168,566.20	14,611,175.75	15,490,596.26	15,082,041.94	14,302,971.73	12,828,160.02	11,899,810.36	10,481,440.97	9,805,899.76
Overall Over/(Under) Prior Period	(13,162,720.81)	2,017,418.20	(112,595.23)	2,169,972.86	557,390.45	(879,420.51)	408,554.32	779,070.21	1,474,811.71	928,349.66	1,418,369.39	675,541.21	
Overall Cumulative Change for Periods Shown	(3,725,258.54)	9,437,462.27	7,420,044.07	7,532,639.30	5,362,866.44	4,805,275.99	5,684,696.50	5,276,142.18	4,497,071.97	3,022,260.26	2,093,910.60	675,541.21	



**GILLESPIE COUNTY, TEXAS  
STATEMENT OF  
Maintenance & Operating Accounts**

	FY2016	FY2015	FY2014	FY2013	FY2012	FY2011	FY2010	FY2009	FY2008	FY2007	FY2006	FY2005	FY2004
	as of 12.31.2015	As Of Fiscal Year Ending Date											
<b>GENERAL and ROAD &amp; BRIDGE Maintenance &amp; Operating</b>			Includes FY2014 year end adjustment of \$75,248.14 from F11 Grants, Law Enforcement										
<b>General M&amp;O</b>													
F10 General Fund	3,247,188.12	13,330,681.60	11,257,551.22	11,112,752.15	11,375,074.01	11,229,203.92	11,216,896.27	9,623,582.79	8,938,209.20	8,010,116.74	7,208,872.17	7,187,414.03	6,314,580.06
General Fund Over/(Under) Prior Period	(10,083,493.48)	2,073,130.38	144,799.07	(262,321.86)	145,870.09	12,307.65	1,593,313.48	685,373.59	928,092.46	801,244.57	21,458.14	872,833.97	
General Fund Cumulative Change for Periods Shown	(3,067,391.94)	7,016,101.54	4,942,971.16	4,791,172.09	5,060,493.95	4,914,623.86	4,902,316.21	3,309,002.73	2,623,629.14	1,695,538.68	894,292.11	872,833.97	
<b>Road &amp; Bridge M&amp;O</b>													
F15 County Wide	44,335.34	2,542,201.07	2,247,183.46	2,389,782.54	2,311,616.01	2,221,870.78	2,840,065.86	2,629,455.11	2,084,025.99	1,678,201.23	1,614,751.82	1,644,613.21	1,436,802.68
F16 Precinct No 1	248,951.46	526,670.03	561,604.30	539,715.25	564,375.15	541,345.70	634,914.90	627,052.73	594,982.30	315,556.86	397,515.00	365,672.92	340,012.45
F17 Precinct No 2	77,963.81	484,911.14	482,431.40	454,224.64	425,205.70	507,911.10	484,448.40	500,662.33	414,075.66	329,642.17	355,107.73	325,596.47	313,286.90
F18 Precinct No 3	174,162.30	710,160.92	776,109.44	763,659.68	940,485.03	869,425.61	659,661.93	678,577.71	748,114.64	285,693.00	409,355.72	362,931.51	504,242.39
F19 Precinct No 4	<u>120,763.45</u>	<u>478,612.31</u>	<u>511,709.75</u>	<u>449,499.26</u>	<u>449,472.93</u>	<u>528,338.43</u>	<u>517,393.81</u>	<u>466,386.81</u>	<u>575,358.35</u>	<u>237,992.01</u>	<u>246,478.54</u>	<u>297,748.19</u>	<u>298,140.85</u>
Sub-Total R&B	666,176.36	4,742,555.47	4,579,038.35	4,596,881.37	4,691,154.82	4,668,891.62	5,136,484.90	4,902,134.69	4,416,556.94	2,847,085.27	3,023,208.81	2,996,562.30	2,892,485.27
Road & Bridge Over/(Under) Prior Period	(4,076,379.11)	163,517.12	(17,843.02)	(94,273.45)	22,263.20	(467,593.28)	234,350.21	485,577.75	1,569,471.67	(176,123.54)	26,646.51	104,077.03	
Road & Bridge Cumulative Change for Periods Shown	(2,226,308.91)	1,850,070.20	1,686,553.08	1,704,396.10	1,798,669.55	1,776,406.35	2,243,999.63	2,009,649.42	1,524,071.67	(45,400.00)	130,723.54	104,077.03	
<b>Overall Totals</b>													
General / Road & Bridge M&O	3,913,364.48	18,073,237.07	15,836,589.57	15,709,633.52	16,066,228.83	15,898,095.54	16,353,381.17	14,525,717.48	13,354,766.14	10,857,202.01	10,232,080.98	10,183,976.33	9,207,065.33
Overall Over/(Under) Prior Period	(14,159,872.59)	2,363,603.55	126,956.05	(356,595.31)	168,133.29	(455,285.63)	1,827,663.69	1,170,951.34	2,497,564.13	625,121.03	48,104.65	976,911.00	
Overall Cumulative Change for Periods Shown	(5,293,700.85)	8,866,171.74	6,629,524.24	6,502,568.19	6,859,163.50	6,691,030.21	7,146,315.84	5,318,652.15	4,147,700.81	1,650,136.68	1,025,015.65	976,911.00	

**GILLESPIE COUNTY, TEXAS  
STATEMENT OF  
Maintenance & Operating Accounts**

	FY2016 as of 12.31.2015	FY2015	FY2014	FY2013	FY2012	FY2011	FY2010	FY2009	FY2008	FY2007	FY2006	FY2005	FY2004
	As Of Fiscal Year Ending Date												
GENERAL and ROAD & BRIDGE Maintenance & Operating	Net Change for Periods Shown Revenues Less Expenditures Inclusive Interfund Allocations and Adjustments												
<b>General M&amp;O</b>													
F10 General Fund	1,942,990.95	998,180.93	1,497,823.86	1,547,557.43	(717,167.06)	(958,563.92)	(1,204,121.99)	404,967.42	985,802.98	1,480,441.62	1,626,479.69	364,723.50	380,238.89
General Fund Over/(Under) Prior Period	<b>944,810.02</b>	<b>(499,642.93)</b>	<b>(49,733.57)</b>	<b>2,264,724.49</b>	<b>241,396.86</b>	<b>245,558.07</b>	<b>(1,609,089.41)</b>	<b>(580,835.56)</b>	<b>(494,638.64)</b>	<b>(146,038.07)</b>	<b>1,261,756.19</b>	<b>(15,515.39)</b>	
General Fund Cumulative Change for Periods Shown	<b>1,562,752.06</b>	<b>617,942.04</b>	<b>1,117,584.97</b>	<b>1,167,318.54</b>	<b>(1,097,405.95)</b>	<b>(1,338,802.81)</b>	<b>(1,584,360.88)</b>	<b>24,728.53</b>	<b>605,564.09</b>	<b>1,100,202.73</b>	<b>1,246,240.80</b>	<b>(15,515.39)</b>	
<b>Road &amp; Bridge M&amp;O</b>													
F15 County Wide	838,506.21	(36,777.36)	93,208.67	16,403.72	21,073.78	16,610.21	(184,322.26)	(174,441.21)	323,951.23	51,256.11	(110,751.87)	(183,874.03)	366,667.22
F16 Precinct No 1	(245,279.83)	26,580.33	706.85	(3,891.29)	(69,087.35)	(105,686.00)	109,757.28	150,613.76	(128,527.88)	73,946.99	67,211.41	(12,231.34)	22,995.25
F17 Precinct No 2	(77,843.97)	17,005.28	(12,341.08)	4,259.12	(31,234.63)	(147,311.55)	211,681.22	(12,561.56)	23,845.29	85,080.76	(14,329.62)	56,647.31	(64,093.74)
F18 Precinct No 3	(174,076.15)	125,088.48	(122,503.40)	10,578.25	(47,284.57)	(54,176.36)	167,421.30	95,399.28	(167,544.06)	130,215.20	41,772.49	18,975.95	(57,554.40)
F19 Precinct No 4	<u>(117,020.47)</u>	<u>40,047.30</u>	<u>(67,540.64)</u>	<u>53,998.31</u>	<u>(53,962.80)</u>	<u>(37,792.17)</u>	<u>36,799.54</u>	<u>92,346.77</u>	<u>(89,321.97)</u>	<u>150,017.33</u>	<u>57,347.28</u>	<u>53,223.25</u>	<u>(49,418.79)</u>
Sub-Total R&B	224,285.79	171,944.03	(108,469.60)	81,348.11	(180,495.57)	(328,355.87)	341,337.08	151,357.04	(37,597.39)	490,516.39	41,249.69	(67,258.88)	218,595.54
Road & Bridge Over/(Under) Prior Period	<b>52,341.76</b>	<b>280,413.63</b>	<b>(189,817.71)</b>	<b>261,843.68</b>	<b>147,860.30</b>	<b>(669,692.95)</b>	<b>189,980.04</b>	<b>188,954.43</b>	<b>(528,113.78)</b>	<b>449,266.70</b>	<b>108,508.55</b>	<b>(285,854.40)</b>	
Road & Bridge Cumulative Change for Periods Shown	<b>5,690.25</b>	<b>(46,651.51)</b>	<b>(327,065.14)</b>	<b>(137,247.43)</b>	<b>(399,091.11)</b>	<b>(546,951.41)</b>	<b>122,741.54</b>	<b>(67,238.50)</b>	<b>(256,192.93)</b>	<b>271,920.85</b>	<b>(177,345.85)</b>	<b>(285,854.40)</b>	
<b>Overall Totals</b>													
<b>General / Road &amp; Bridge M&amp;O</b>	<b>2,167,276.74</b>	<b>1,170,124.96</b>	<b>1,389,354.26</b>	<b>1,628,905.54</b>	<b>(897,662.63)</b>	<b>(1,286,919.79)</b>	<b>(862,784.91)</b>	<b>556,324.46</b>	<b>948,205.59</b>	<b>1,970,958.01</b>	<b>1,667,729.38</b>	<b>297,464.64</b>	<b>598,834.43</b>
Overall Over/(Under) Prior Period	<b>997,151.78</b>	<b>(219,229.30)</b>	<b>(239,551.28)</b>	<b>2,526,568.17</b>	<b>389,257.16</b>	<b>(424,134.88)</b>	<b>(1,419,109.37)</b>	<b>(391,881.13)</b>	<b>(1,022,752.42)</b>	<b>303,228.63</b>	<b>1,370,264.74</b>	<b>(301,369.79)</b>	
Overall Cumulative Change for Periods Shown	<b>1,568,442.31</b>	<b>571,290.53</b>	<b>790,519.83</b>	<b>1,030,071.11</b>	<b>(1,496,497.05)</b>	<b>(1,835,754.22)</b>	<b>(1,461,619.34)</b>	<b>(42,509.97)</b>	<b>349,371.16</b>	<b>1,372,123.58</b>	<b>1,088,894.95</b>	<b>(301,369.79)</b>	

GILLESPIE COUNTY, TEXAS  
STATEMENT OF  
Maintenance & Operating Accounts

	FY2016 as of 12.31.2015	FY2015	FY2014	FY2013	FY2012	FY2011	FY2010	FY2009	FY2008	FY2007	FY2006	FY2005	FY2004
	As Of Fiscal Year Ending Date												
<b>Cash Balances</b>													
<b>GENERAL and ROAD &amp; BRIDGE Maintenance &amp; Operating</b>													
<b>General M&amp;O</b>													
F10 General Fund	12,368,963.61	10,425,972.66	9,427,791.73	7,929,967.87	6,382,410.44	7,099,577.50	8,058,141.42	9,262,263.41	8,857,295.99	7,871,493.01	6,391,051.39	4,764,571.70	4,399,848.20
General Fund Over/(Under) Prior Period	1,942,990.95	998,180.93	1,497,823.86	1,547,557.43	(717,167.06)	(958,563.92)	(1,204,121.99)	404,967.42	985,802.98	1,480,441.62	1,626,479.69	364,723.50	
General Fund Cumulative Change for Periods Shown	7,969,115.41	6,026,124.46	5,027,943.53	3,530,119.67	1,982,562.24	2,699,729.30	3,658,293.22	4,862,415.21	4,457,447.79	3,471,644.81	1,991,203.19	364,723.50	
<b>Road &amp; Bridge M&amp;O</b>													
F15 County Wide	1,180,348.86	341,842.65	378,620.01	285,411.34	269,007.62	247,933.84	231,323.63	415,645.89	590,087.10	266,135.87	214,879.76	325,631.63	509,505.66
F16 Precinct No 1	23,292.72	268,572.55	241,992.22	241,285.37	245,176.66	314,264.01	419,950.01	310,192.73	159,578.97	288,106.85	214,159.86	146,948.45	159,179.79
F17 Precinct No 2	189,870.00	267,713.97	250,708.69	263,049.77	258,790.65	290,025.28	437,336.83	225,655.61	238,217.17	214,371.88	129,291.12	143,620.74	86,973.43
F18 Precinct No 3	94,600.75	268,676.90	143,588.42	266,091.82	255,513.57	302,798.14	356,974.50	189,553.20	94,153.92	261,697.98	131,482.78	89,710.29	70,734.34
F19 Precinct No 4	151,995.47	269,015.94	228,968.64	296,509.28	242,510.97	296,473.77	334,265.94	297,466.40	205,119.63	294,441.60	144,424.27	87,076.99	33,853.74
Sub-Total R&B	1,640,107.80	1,415,822.01	1,243,877.98	1,352,347.58	1,270,999.47	1,451,495.04	1,779,850.91	1,438,513.83	1,287,156.79	1,324,754.18	834,237.79	792,988.10	860,246.96
Road & Bridge Over/(Under) Prior Period	224,285.79	171,944.03	(108,469.60)	81,348.11	(180,495.57)	(328,355.87)	341,337.08	151,357.04	(37,597.39)	490,516.39	41,249.69	(67,258.86)	
Road & Bridge Cumulative Change for Periods Shown	779,860.84	555,575.05	383,631.02	492,100.62	410,752.51	591,248.08	919,603.95	578,266.87	426,909.83	464,507.22	(26,009.17)	(67,258.86)	
<b>Overall Totals</b>													
<b>General / Road &amp; Bridge M&amp;O</b>	14,009,071.41	11,841,794.67	10,671,669.71	9,282,315.45	7,653,409.91	8,551,072.54	9,837,992.33	10,700,777.24	10,144,452.78	9,196,247.19	7,225,289.18	5,557,559.80	5,260,095.16
Overall Over/(Under) Prior Period	2,167,276.74	1,170,124.96	1,389,354.26	1,628,905.54	(897,662.63)	(1,286,919.79)	(862,784.91)	556,324.46	948,205.59	1,970,958.01	1,667,729.38	297,464.64	
Overall Cumulative Change for Periods Shown	8,748,976.25	6,581,699.51	5,411,574.55	4,022,220.29	2,393,314.75	3,290,977.38	4,577,697.17	5,440,682.08	4,884,357.62	3,936,152.03	1,965,194.02	297,464.64	

**GILLESPIE COUNTY, TEXAS**  
**STATEMENT OF**  
**Fund Cash/Investment Balances of County Funds**  
**Managed by County Treasurer**

Reporting Period for Maintenance & Operating, COB/GOB Operating & I&S, Special Revenue, Special Revenue..Grants, Trust and Agency	FY2016	FY2015	FY2014	FY2013	FY2012	FY2011	FY2010	FY2009	FY2008	FY2007	FY2006	FY2005	FY2004	FY2003	FY2002	FY2001
October	14,616,600.12	17,978,164.94	25,230,555.83	8,816,582.93	9,537,288.92	10,782,786.00	11,614,108.61	10,952,885.50	9,958,440.67	7,952,494.30	6,412,175.43	5,710,864.59	5,339,657.00	5,562,776.43	5,033,726.92	4,347,101.24
November	14,967,969.47	17,265,750.38	24,953,535.22	8,890,316.88	9,228,798.73	10,570,060.92	11,537,538.96	10,498,889.31	10,152,409.10	8,025,261.13	6,492,254.19	5,815,771.82	5,220,602.83	5,513,508.58	4,915,333.89	4,073,098.62
December	17,966,511.65	18,099,680.09	26,637,026.05	11,373,696.92	10,169,466.12	11,532,479.69	12,910,952.83	11,682,933.59	10,684,794.29	8,972,555.93	7,597,535.16	6,569,101.79	5,773,095.57	6,725,293.46	5,464,922.96	4,553,826.12
January		21,177,485.65	28,516,107.73	13,685,971.08	13,393,446.13	14,318,444.26	15,498,047.87	14,366,261.90	13,481,253.20	11,165,036.24	9,488,659.54	8,523,475.25	7,456,134.19	7,390,382.57	6,921,671.85	5,917,064.54
February		22,683,610.22	29,162,422.51	14,892,438.88	14,337,413.69	15,203,602.68	15,956,038.21	15,735,998.80	14,555,820.37	12,335,852.17	10,433,012.87	9,341,225.17	8,739,837.04	8,067,857.08	7,169,069.03	6,421,291.43
March		21,915,869.23	28,011,622.33	14,353,262.89	13,961,224.66	14,605,425.43	15,787,975.99	15,568,191.69	14,421,603.69	12,279,235.33	10,316,847.09	9,342,261.49	8,166,505.99	7,877,519.02	6,846,516.10	6,255,513.63
April		19,863,672.60	26,965,965.28	14,036,410.76	13,204,240.38	14,182,107.24	14,911,731.87	15,332,630.30	14,171,385.04	12,168,084.51	10,225,221.29	9,153,636.99	7,706,537.20	7,632,850.74	6,879,522.09	6,165,584.41
May		19,534,757.94	25,202,625.86	13,381,534.31	12,853,474.81	13,180,018.23	14,443,624.89	14,826,308.29	13,675,832.00	11,856,634.81	10,019,168.98	9,181,379.67	7,645,857.66	7,396,585.22	6,758,604.54	5,872,305.69
June		18,530,454.23	23,610,769.72	27,806,922.21	11,927,636.15	12,450,284.14	13,583,948.59	14,202,648.08	13,175,542.95	11,508,032.29	9,433,093.74	8,832,285.06	7,186,622.71	7,107,557.40	6,426,986.33	5,398,788.82
July		17,462,407.18	21,673,344.14	26,973,808.70	11,234,719.43	11,652,419.87	13,105,834.49	13,620,954.46	12,336,729.42	11,412,064.22	9,030,022.51	8,376,255.12	6,807,050.38	6,620,898.14	6,217,837.20	4,751,943.98
August		16,349,354.15	19,928,413.83	25,790,313.41	10,192,089.49	11,033,361.48	12,483,092.82	12,578,256.55	11,932,892.72	10,883,175.64	8,667,571.59	7,898,769.17	6,509,004.74	5,964,701.17	5,922,921.90	4,309,221.50
September		15,336,745.28	18,465,597.00	25,364,538.77	9,249,883.17	10,060,273.87	11,399,750.14	12,236,834.57	11,640,132.20	10,474,427.70	8,299,421.01	6,600,165.99	5,886,940.47	5,731,396.90	5,654,746.62	4,084,176.41
				GOB Series 2013, Jail Construction Project, bond funding accounted for sudden increase in balance ... LL												
<b>FY Monthly Average</b>	<b>15,850,360.41</b>	<b>18,849,829.32</b>	<b>24,863,165.46</b>	<b>17,113,816.48</b>	<b>11,607,473.47</b>	<b>12,464,271.98</b>	<b>13,602,720.44</b>	<b>13,466,899.42</b>	<b>12,515,569.64</b>	<b>10,752,737.86</b>	<b>8,867,915.28</b>	<b>7,945,432.68</b>	<b>6,869,820.48</b>	<b>6,799,277.23</b>	<b>6,184,321.62</b>	<b>5,179,159.70</b>
<b>Current Reported Month and Fiscal Year To Date</b>																
<b>Over / (Under)</b>																
Same Month Prior Year	<b>(133,168.44)</b>															
Prior Fiscal Year End	<b>2,629,766.37</b>	<b>(3,128,851.72)</b>	<b>(6,898,941.77)</b>	<b>16,114,655.60</b>	<b>(810,390.70)</b>	<b>(1,339,476.27)</b>	<b>(837,084.43)</b>	<b>596,702.37</b>	<b>1,165,704.50</b>	<b>2,175,006.69</b>	<b>1,699,255.02</b>	<b>713,225.52</b>	<b>155,543.57</b>	<b>76,650.28</b>	<b>1,570,570.21</b>	<b>(491,056.48)</b>

**GILLESPIE COUNTY, TEXAS**  
**STATEMENT OF**  
**Fund Cash/Investment Balances of County Funds**  
**Managed by County Treasurer**

FY2000	FY1999	FY1998	FY1997	FY1996	FY1995	FY1994	FY1993	FY1992	FY1991	FY1990	FY1989	FY1988	FY1987	FY1986	FY1985	Monthly Average All Years	Reporting Period for Maintenance & Operating, COBGOB Operating & I&S, Special Revenue, Grants, Trust and Agency
4,138,349.94	2,865,048.51	2,322,043.99	1,853,442.32	1,554,442.37	1,968,633.68	1,677,992.97	1,738,021.70	1,766,907.01	1,656,979.55	1,479,994.82	1,489,873.32	773,740.58	785,053.51	551,992.07	792,093.37	5,852,025.60	October
3,944,234.24	2,806,697.13	2,287,658.80	1,738,403.49	1,588,939.20	2,054,228.71	1,872,272.98	1,664,926.42	1,867,311.17	1,738,597.34	1,603,024.84	1,422,802.33	793,137.76	666,242.80	494,761.58	623,030.66	5,790,230.30	November
4,285,123.56	3,467,225.42	2,370,460.19	2,015,412.36	1,553,702.23	2,102,455.14	2,004,155.61	1,927,643.72	2,009,086.57	2,071,100.64	1,749,440.24	1,522,220.64	794,004.97	638,401.65	515,396.75	592,516.53	6,447,881.86	December
5,211,901.34	4,747,606.42	3,294,281.32	2,843,260.54	2,472,762.49	2,546,555.58	2,422,955.29	2,234,617.11	2,447,087.69	2,241,349.45	2,187,618.39	1,866,694.05	1,176,726.03	895,393.31	987,264.23	911,641.21	7,413,134.11	January
5,911,367.71	5,322,878.29	3,993,869.93	3,407,005.87	2,960,651.56	2,960,114.57	2,786,604.82	2,577,390.38	2,873,613.36	2,643,751.97	2,515,707.05	2,279,290.31	1,697,770.08	1,530,430.47	1,707,925.04	1,288,936.99	8,112,670.95	February
5,804,576.79	5,276,473.40	3,867,713.74	3,383,796.71	2,916,434.18	2,701,020.25	2,817,055.25	2,446,335.40	2,811,958.62	2,589,532.80	2,424,636.02	2,300,423.71	1,879,466.93	1,572,385.72	1,654,964.77	1,261,996.19	7,916,720.81	March
5,611,303.40	5,147,026.03	3,856,248.10	3,370,510.51	2,844,956.24	2,603,667.16	2,814,731.50	2,446,965.20	2,846,044.26	2,647,946.48	2,446,382.46	2,354,485.13	1,884,438.19	1,647,314.57	1,771,308.72	1,360,124.93	7,685,581.73	April
5,597,496.54	5,145,729.29	3,729,564.69	3,275,787.89	2,651,158.09	2,420,785.62	2,795,038.54	2,614,500.86	2,664,830.17	2,595,986.23	2,402,307.66	2,282,817.61	1,897,795.66	1,472,593.18	1,691,409.95	1,210,356.42	7,428,286.17	May
5,229,130.33	4,896,201.25	3,531,314.01	2,987,283.92	2,535,222.99	2,084,641.35	2,586,555.11	2,371,095.71	2,474,786.80	2,436,392.72	2,319,796.07	2,217,931.41	1,815,598.58	1,439,656.15	1,651,635.17	1,129,347.73	7,512,521.35	June
5,019,100.05	4,695,468.93	3,445,413.11	2,962,321.73	2,375,375.37	2,030,459.33	2,324,665.35	2,086,490.66	2,166,748.69	2,373,369.73	2,247,875.53	2,067,556.08	1,770,363.23	1,314,952.63	1,548,746.47	998,709.28	7,119,480.82	July
4,875,181.07	4,508,722.39	3,369,985.56	2,786,747.61	2,218,481.28	1,819,617.83	2,263,605.13	2,029,973.96	2,078,961.54	2,158,156.49	1,995,691.66	1,950,450.56	1,733,930.99	1,181,205.11	1,466,150.68	824,648.71	6,700,150.02	August
4,575,232.89	4,394,094.37	3,208,449.92	2,590,681.06	2,098,133.77	1,584,937.70	2,069,733.13	1,872,419.95	1,917,213.24	2,014,947.50	1,766,243.49	1,643,268.78	1,541,576.26	770,951.77	839,823.87	671,522.07	6,259,492.29	September
5,016,916.49	4,439,764.29	3,273,083.61	2,767,887.83	2,314,188.31	2,239,759.74	2,369,613.97	2,167,531.76	2,327,045.76	2,264,009.24	2,094,893.19	1,951,484.58	1,479,879.11	1,159,548.41	1,240,115.03	972,077.01		
181,138.52	1,185,644.45	617,768.86	492,547.29	513,196.07	(484,795.43)	197,313.18	(44,793.29)	(97,734.26)	248,704.01	122,973.71	101,693.52	770,624.49	168,301.80	(68,872.10)			

NOTE: Rollback election held April 05, 1986 ... rollback passed

GILLESPIE COUNTY, TEXAS  
COUNTY SALES TAX ALLOCATION SUMMARY

March 1988 through FY2016

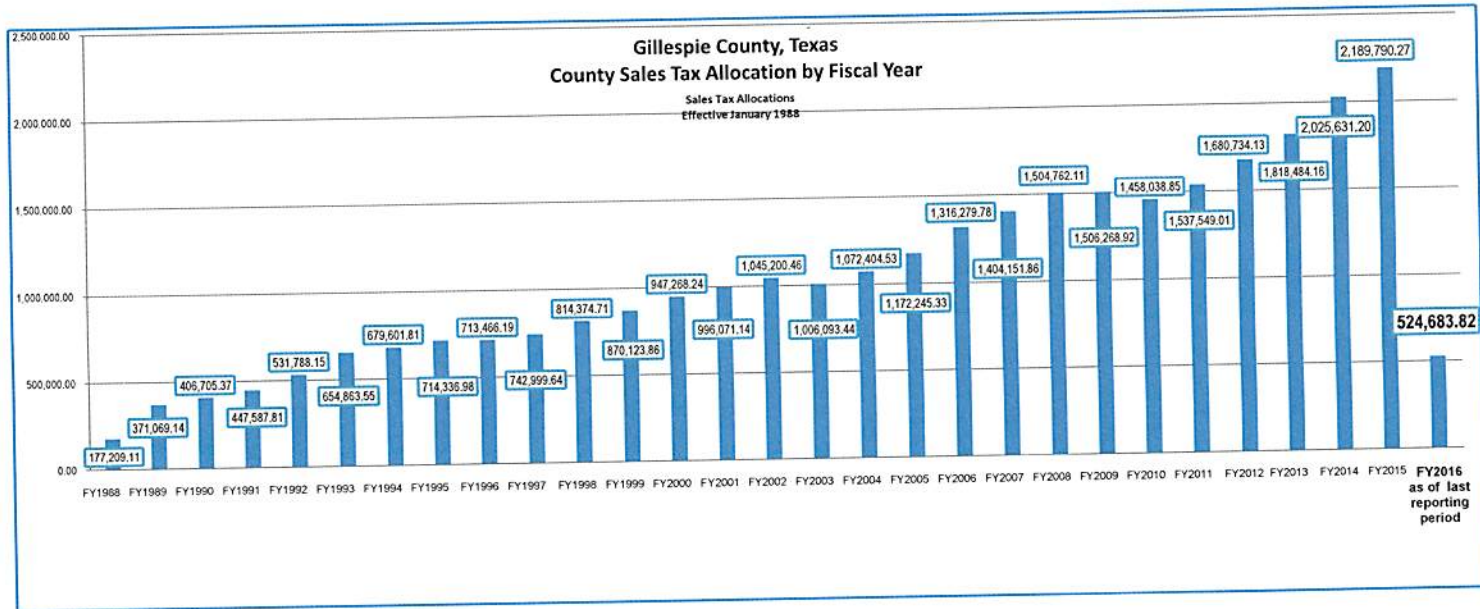
Period Tax Allocation Received	FY1988	FY1989	FY1990	FY1991	FY1992	FY1993	FY1994	FY1995	FY1996	FY1997	FY1998	FY1999	FY2000	FY2001	FY2002	FY2003	FY2004	FY2005
October	22,814.86	26,581.55	33,537.36	36,992.75	41,801.10	49,091.91	82,743.15	58,488.86	52,039.59	54,937.86	50,951.89	65,241.66	66,865.34	75,743.16	81,976.96	81,976.96	77,476.63	82,681.54
September and 3rd Quarter	43,215.06	44,231.67	43,279.83	50,014.92	55,881.19	64,445.89	64,104.87	61,441.85	62,637.05	66,939.70	74,731.00	69,172.12	86,097.63	88,692.77	87,008.90	94,471.11	103,544.31	
November	24,372.81	27,072.59	27,183.79	32,865.87	49,151.47	46,769.97	46,349.36	49,676.22	60,611.06	60,983.07	70,326.26	85,855.47	70,180.00	82,667.48	77,782.13	84,302.14	87,745.88	
December	23,143.13	28,570.51	34,896.95	33,040.99	47,672.78	61,026.80	56,115.99	55,693.53	56,302.42	60,409.63	58,712.49	79,145.12	77,326.63	85,504.02	80,568.74	80,660.57	92,483.12	
January	55,038.79	55,801.40	56,692.45	64,014.68	85,296.84	86,415.96	79,879.42	75,116.79	82,205.56	94,754.00	105,116.56	99,795.36	104,089.49	112,735.48	104,067.24	115,871.28	121,222.18	
February	10,048.12	19,376.35	22,842.31	27,786.80	30,546.86	42,841.80	37,823.28	44,989.12	55,964.23	49,941.44	54,150.75	58,367.91	72,738.72	61,652.97	77,471.73	65,204.25	71,784.27	85,739.86
March	13,766.26	18,223.31	22,431.61	26,597.86	52,007.16	42,480.30	69,050.85	45,858.42	50,129.00	45,435.42	53,515.01	59,649.70	66,084.12	72,330.32	62,331.14	70,741.63	65,194.79	
April	37,630.57	41,151.11	44,480.87	46,655.96	31,203.05	66,318.77	57,489.64	64,876.89	62,424.84	71,468.21	69,091.17	91,409.71	93,043.82	84,505.94	93,443.25	102,949.16	112,599.80	
May	24,530.57	24,076.76	27,069.33	31,503.80	41,913.33	48,605.58	44,647.36	48,588.21	58,749.69	61,897.08	77,574.05	70,155.54	79,441.16	82,403.56	87,764.45	89,328.15	108,312.44	
June	20,139.41	24,953.23	27,859.52	34,719.01	43,922.13	49,464.53	49,306.42	50,605.85	54,992.82	57,002.55	64,608.17	59,958.51	76,576.31	87,695.36	89,767.93	82,641.66	94,818.82	
July	46,170.12	46,397.69	50,886.17	50,886.66	58,425.43	73,116.78	67,507.13	66,699.81	59,548.35	72,812.17	84,456.60	98,754.28	91,821.77	118,409.57	95,008.16	113,562.54	120,028.46	
August	24,924.06	28,456.24	28,997.84	33,905.34	56,740.88	52,232.41	46,155.60	61,535.89	71,272.01	70,867.09	72,854.10	69,870.60	74,040.54	81,351.52	84,680.29	88,592.39	100,874.13	
September																		
Total Per Year	177,209.11	371,069.14	406,705.37	447,587.81	531,788.15	654,863.55	679,001.81	714,336.98	713,466.19	742,899.64	814,374.71	870,123.89	947,268.24	996,071.14	1,045,200.46	1,006,093.44	1,072,404.53	1,172,245.33
Total All Years	177,209.11	548,278.25	954,883.62	1,402,571.43	1,934,359.58	2,589,223.13	3,268,824.94	3,893,161.92	4,696,628.11	5,439,627.75	6,254,002.46	7,124,126.32	8,071,394.56	9,067,465.70	10,112,696.16	11,118,759.60	12,191,164.13	13,365,409.46
\$ Inc / (Dec) Over Prior Year	193,860.03	35,636.23	40,862.44	84,200.34	123,075.40	24,738.26	34,735.17	(870.79)	29,533.45	71,376.07	55,749.15	77,144.38	48,802.80	49,129.32	(39,107.02)	66,311.09	99,840.80	
% Inc / (Dec) Over Prior Year	109.40%	9.60%	10.05%	18.81%	23.14%	3.76%	5.11%	-0.12%	4.14%	9.81%	6.85%	8.87%	5.15%	4.93%	-3.74%	6.59%	9.31%	
CY1987	CY1988	CY1989	CY1990	CY1991	CY1992	CY1993	CY1994	CY1995	CY1996	CY1997	CY1998	CY1999	CY2000	CY2001	CY2002	CY2003	CY2004	
0.00	267,411.64	378,752.42	412,820.54	463,560.47	558,648.27	669,137.56	711,691.42	690,744.53	719,148.96	750,582.57	827,513.03	894,484.16	950,041.96	1,020,031.58	1,044,865.04	1,015,577.33	1,090,124.38	
\$ Inc / (Dec) Over Prior Year	267,411.64	111,340.78	34,068.12	50,739.93	95,087.80	110,489.29	42,553.86	(20,946.89)	28,404.43	31,433.61	76,930.46	66,971.13	55,557.80	69,989.62	24,833.46	(29,287.71)	74,547.05	

### GILLESPIE COUNTY, TEXAS COUNTY SALES TAX ALLOCATION SUMMARY March 1988 through FY2016

	FY2006	FY2007	FY2008	FY2009	FY2010	FY2011	FY2012	FY2013	FY2014	FY2015	FY2016	Overall Average Per Month	Month Or YTD
Period Tax Allocation Received	106,977.05	118,582.93	120,553.68	121,763.89	122,644.30	127,081.99	144,985.63	158,611.46	185,647.66	184,958.53	October	88,427.24	FY2014 Over / (Under) Same Period FY2013
Tax Collection Period Covered	110,963.24	122,702.26	130,133.07	134,938.43	123,352.45	139,931.32	131,441.01	134,815.56	165,928.20	164,365.11	September and 3rd Quarter	97,519.99	
	95,196.86	106,167.81	115,259.59	118,217.21	102,116.77	112,243.67	125,892.57	141,081.58	146,138.99	157,617.69	October	83,148.00	(9,971.47)
	99,543.91	88,396.24	99,481.19	98,684.79	90,364.94	97,024.18	107,810.68	120,617.71	136,428.71	141,523.60	January	69,969.53	
	137,746.11	151,528.51	159,719.04	156,720.77	152,630.86	164,529.87	171,080.19	193,126.02	202,308.32	223,742.03	Quarter, Yearly	118,914.66	
	125,621.99	132,335.88	133,405.05	141,709.49	148,772.69	153,252.45	177,882.27	187,222.27	195,085.16	203,013.55	February	102,699.47	
	108,484.20	113,117.58	133,410.60	129,041.03	116,809.95	125,153.69	140,436.50	152,170.48	189,564.70	184,387.61	March and 1st Quarter	89,268.28	
	112,088.28	119,846.83	122,196.26	117,201.96	118,809.85	125,153.69	140,436.50	152,170.48	189,564.70	184,387.61	April	86,252.41	
	130,749.36	138,118.40	142,780.87	136,001.87	141,909.04	153,274.75	160,870.51	148,661.30	187,789.04	216,770.81	May	105,783.13	
	108,739.98	116,168.09	124,648.42	128,883.49	125,112.90	117,914.04	138,870.51	151,120.09	172,568.83	184,784.93	June and 2nd Quarter	89,251.45	
	108,484.20	113,117.58	133,410.60	129,041.03	116,809.95	125,153.69	140,436.50	152,170.48	189,564.70	184,387.61	July	89,251.45	
	130,749.36	138,118.40	142,780.87	136,001.87	141,909.04	153,274.75	160,870.51	148,661.30	187,789.04	216,770.81	August	105,783.13	
	125,621.99	132,335.88	133,405.05	141,709.49	148,772.69	153,252.45	177,882.27	187,222.27	195,085.16	203,013.55	September	89,251.45	
NOTATION: Sales tax allocation was reduced by an audit collection of (\$35,072.71) issued by a contractor and through a 2012 amendment) Under the State's sales tax revenue ... without audit adjustment, referred to the State's sales tax revenue ... 2013 08 08, LL Note: County would have been no less than \$173.873M ... 2013 08 08, LL													
Total Per Year	1,316,279.78	1,404,151.86	1,504,762.11	1,508,268.82	1,458,038.85	1,537,549.01	1,680,764.13	1,818,484.16	2,025,631.20	2,189,790.27	524,683.82	1,022,790.35	164,159.07
Total All Years	14,679,689.24	16,083,841.10	17,588,603.21	19,094,872.13	20,552,910.98	22,090,459.99	23,771,224.12	25,589,708.28	27,615,339.48	29,805,129.75	30,329,813.57		
Annual Average													
\$ Inc / (Dec)													
\$ Inc / (Dec) Over Prior Year	144,034.45	87,872.08	100,610.25	1,508.81	(48,230.07)	79,510.16	143,215.12	137,720.03	207,147.04	164,159.07	(1,665,106.45)	74,540.04	
% Inc / -Dec Over Prior Year	12.29%	6.63%	7.17%	0.10%	-3.20%	5.45%	9.31%	8.19%	11.39%	8.10%	-76.04%		
CY2005													
CY2006													
CY2007													
CY2008													
CY2009													
CY2010													
CY2011													
CY2012													
CY2013													
CY2014													
CY2015													
1,205,410.75	1,344,052.92	1,433,216.16	1,514,298.84	1,479,992.71	1,485,825.03	1,546,945.29	1,717,241.33	1,868,270.04	2,082,583.00	2,186,843.64	2,186,843.64		
115,286.37	138,642.17	89,163.24	81,080.68	(34,304.13)	5,832.32	61,120.26	170,286.04	151,028.71	214,312.96	104,280.64	104,280.64		

GILLESPIE COUNTY, TEXAS  
 COUNTY SALES TAX ALLOCATION SUMMARY

March 1988 through FY2016





## GILLESPIE COUNTY, TEXAS REPAYMENT OF ERRONEOUS RECEIPT OF SALES AND USE TAX

### January 1997 Through October 2016

	Year 1 1997	Year 2 1998	Year 3 1999	Year 4 2000	Year 5 2001	Year 6 2002	Year 7 2003	Year 8 2004	Year 9 2005	Year 10 2006	Year 11 2007	Year 12 2008	Year 13 2009	Year 14 2010	Year 15 2011	Year 16 2012	Year 17 2013	Year 18 2014	Year 19 2015	Year 20 2016	
<b>Actual Balance At Year Start</b>	201,276.54	190,683.06	180,089.58	169,496.10	158,902.62	148,309.14	137,715.66	127,122.18	116,528.70	105,935.22	95,341.74	84,748.26	74,154.78	63,561.30	52,967.82	42,374.34	31,780.86	21,187.38	10,593.90	<b>10,593.90</b>	
January	2,648.37	2,648.37	2,648.37	2,648.37	2,648.37	2,648.37	2,648.37	2,648.37	2,648.37	2,648.37	2,648.37	2,648.37	2,648.37	2,648.37	2,648.37	2,648.37	2,648.37	2,648.37	2,648.37	2,648.37	2,648.37
April	2,648.37	2,648.37	2,648.37	2,648.37	2,648.37	2,648.37	2,648.37	2,648.37	2,648.37	2,648.37	2,648.37	2,648.37	2,648.37	2,648.37	2,648.37	2,648.37	2,648.37	2,648.37	2,648.37	2,648.37	2,648.37
July	2,648.37	2,648.37	2,648.37	2,648.37	2,648.37	2,648.37	2,648.37	2,648.37	2,648.37	2,648.37	2,648.37	2,648.37	2,648.37	2,648.37	2,648.37	2,648.37	2,648.37	2,648.37	2,648.37	2,648.37	2,648.37
October	2,648.37	2,648.37	2,648.37	2,648.37	2,648.37	2,648.37	2,648.37	2,648.37	2,648.37	2,648.37	2,648.37	2,648.37	2,648.37	2,648.37	2,648.37	2,648.37	2,648.37	2,648.37	2,648.37	2,648.37	2,648.37
<b>Total Remitted To Date</b>	10,593.48	21,186.96	31,780.44	42,373.92	52,967.40	63,560.88	74,154.36	84,747.84	95,341.32	105,934.80	116,528.28	127,121.76	137,715.24	148,308.72	158,902.20	169,495.68	180,089.16	190,682.64	201,276.12	<b>203,924.49</b>	
<b>Actual Balance To Date</b>	201,276.54	190,683.06	180,089.58	169,496.10	158,902.62	148,309.14	137,715.66	127,122.18	116,528.70	105,935.22	95,341.74	84,748.26	74,154.78	63,561.30	52,967.82	42,374.34	31,780.86	21,187.38	10,593.90	<b>7,945.53</b>	
<b>Projected Balance At Year End</b>	201,276.54	190,683.06	180,089.58	169,496.10	158,902.62	148,309.14	137,715.66	127,122.18	116,528.70	105,935.22	95,341.74	84,748.26	74,154.78	63,561.30	52,967.82	42,374.34	31,780.86	21,187.38	10,593.90	<b>0.00</b>	

Gillespie County proposal of repayment (as outlined in letter of October 18, 1996) as accepted by State Comptroller ...  
Gillespie County will make 80 quarterly payments (due first of each month: January, April, July, and October)  
for 20 years beginning January 01, 1997:

79 quarterly payments of \$2,648.37 each beginning on January 01, 1997 through July 01, 2016 and  
a final payment of \$2,648.79 on October 01, 2016 for a total of \$211,870.02.

**Gillespie County, Texas**  
**Hotel Occupancy Tax ... Quarterly Recaps**  
**As of Period Ending November 30, 2015**

	Collection/Remittance Period	Collections		Disbursements		Cash Balance
		HOT & P&I Interest Earnings	Convention & Visitors Bureau	Organizations etc		
						483,831.17
FY2016	3rd Quarter 2016					483,831.17
	2nd Quarter 2016					483,831.17
	1st Quarter 2016					483,831.17
	4th Quarter 2015		96,483.07	150,829.00		483,831.17
FY2015	3rd Quarter 2015		115,558.26		(881.94)	538,177.10
	Sub-Total	62,094.27	212,041.33	150,829.00	(881.94)	
	2nd Quarter 2015		120,944.22	127,742.50	118,000.00	421,736.90
	1st Quarter 2015		122,937.00			546,535.18
	4th Quarter 2014		104,239.90	127,742.50		423,598.18
FY2014	3rd Quarter 2014		120,711.31			447,100.78
	Sub-Total	95,347.43	468,832.43	255,485.00	118,000.00	
	2nd Quarter 2014		95,362.58	111,163.00	120,000.00	326,389.47
	1st Quarter 2014		92,050.01			462,189.89
	4th Quarter 2013		90,687.97	111,163.00		370,139.88
FY2013	3rd Quarter 2013		82,776.94			390,614.91
	Sub-Total	18,551.50	360,877.50	222,326.00	120,000.00	
	2nd Quarter 2013		82,927.36	96,357.50	80,000.00	307,837.97
	1st Quarter 2013		102,188.41			401,268.11
	4th Quarter 2012		56,763.25	96,357.50		299,079.70
FY2012	3rd Quarter 2012		69,377.43			338,673.95
	Sub-Total	38,541.45	311,256.45	192,715.00	80,000.00	
	2nd Quarter 2012		76,505.61	84,193.50	11,000.00	269,296.52
	1st Quarter 2012		67,043.98		69,000.00	287,984.41
	4th Quarter 2011		63,485.70	84,193.50		289,940.43
FY2011	3rd Quarter 2011		62,766.18			310,648.23
	Sub-Total	21,414.47	269,801.47	168,387.00	80,000.00	
	2nd Quarter 2011		60,050.07	80,530.57		247,882.05
	1st Quarter 2011		61,473.10		80,000.00	268,362.55
	4th Quarter 2010		47,182.38	80,530.57		286,889.45
FY2010	3rd Quarter 2010		67,036.85			320,237.64
	Sub-Total	(5,318.74)	235,742.40	161,061.14	80,000.00	
	2nd Quarter 2010		47,363.32	82,089.00	61,500.00	253,200.79
	1st Quarter 2010		67,910.43			349,426.47
	4th Quarter 2009		46,539.68	82,089.00		281,516.04
FY2009	3rd Quarter 2009		63,672.15			317,065.36
	Sub-Total	(192.42)	225,485.58	164,178.00	61,500.00	
	2nd Quarter 2009		55,182.22			253,393.21
	1st Quarter 2009		68,196.40	80,854.20		198,210.99
	4th Quarter 2008		43,834.09	80,854.20		210,868.79
FY2008	3rd Quarter 2008		75,474.18		15,000.00	247,888.90
	Sub-Total	65,978.49	242,686.89	161,708.40	15,000.00	
	2nd Quarter 2008		52,205.02	100,000.00		187,414.72
	1st Quarter 2008		62,603.17			235,209.70
	4th Quarter 2007		53,485.43			172,606.53
FY2007	3rd Quarter 2007		61,352.43			119,121.10
	Sub-Total	129,646.05	229,646.05	100,000.00	0.00	
	2nd Quarter 2007		57,271.57			57,768.67
	1st Quarter 2007		497.10	0.00	0.00	497.10
	Sub-Total	57,768.67	57,768.67	0.00	0.00	
				1,576,689.54	553,618.06	
<b>Totals All Years</b>		<b>Revenues</b>	<b>2,614,138.77</b>	<b>Expenditures</b>	<b>2,130,307.60</b>	<b>Net Cash Effect</b>
						<b>483,831.17</b>

### GILLESPIE COUNTY, TEXAS

GOB Series 2010 Refunding Bonds ... December.2010  
 Post COB Series 2001 ... September.2001

Bond Redemptions & Interest Payment Schedule  
 February.2011 through February.2021

	Year 1 2011	Year 2 2012	Year 3 2013	Year 4 2014	Year 5 2015	Year 6 2016	Year 7 2017	Year 8 2018	Year 9 2019	Year 10 2020	Year 11 2021	
<b>Actual Balance At Year Start</b>	1,839,134.46	1,779,647.50	1,603,672.50	1,429,447.50	1,247,370.00	1,067,992.50						Actual Balance At Year Start
February bonds interest	35,000.00	140,000.00	140,000.00	150,000.00	150,000.00							bonds February interest
August bonds interest	6,079.46	18,407.50	17,567.50	16,657.50	15,420.00							bonds August interest
<b>Total Remitted To Date</b>	59,486.96	235,461.96	409,686.96	591,764.46	771,141.96	771,141.96	771,141.96	771,141.96	771,141.96	771,141.96	771,141.96	Total Remitted To Date
<b>Actual Balance To Date</b>	1,779,647.50	1,603,672.50	1,429,447.50	1,247,370.00	1,067,992.50	1,067,992.50						Actual Balance To Date
<b>Projected Pymnt Per Year</b>	59,486.96	175,975.00	174,225.00	182,077.50	179,377.50	176,265.00	177,677.50	178,540.00	178,865.00	178,670.00	177,975.00	Projected Pymnt Per Year
<b>Projected Balance At Year End</b>	1,779,647.50	1,603,672.50	1,429,447.50	1,247,370.00	1,067,992.50	891,727.50	714,050.00	535,510.00	356,645.00	177,975.00	0.00	Projected Balance At Year End

<b>\$1,988,356.26</b> COB Series 2001 Debt Service on Refunded Bonds	<b>\$1,590,000.00</b> Principal	<b>\$1,590,000.00</b> Series 2010 Sources of Funds..Proceeds of Bonds
<b>\$1,839,134.46</b> GOB Series 2010 Refunded Bonds	<b>\$249,134.46</b> interest	<b>\$38,746.50</b> Cost of Issuance
<b>\$149,221.80</b> Net savings	<b>\$1,839,134.46</b> GOB Series 2010, Refunding Bonds	<b>\$1,551,253.50</b> Deposit to Escrow

Original Certificates of Obligation Bonds Series 2001 payments started February 2002  
 Series 2010 Refunding ... Interest and Bond Redemptions due February of each year starting February of 2011  
 Series 2010 Refunding ... Interest only due August of each year starting August of 2011

GILLESPIE COUNTY, TEXAS

GOB Series 2013 ... Jail Project

Bond Redemptions Interest Payment Schedule  
February, 2014 through February, 2033

Schedule Bond Redemption & Interest Payment	Initial Receipt of Bonds June, 2013	Year 1 2014	Year 2 2015	Year 3 2016	Year 4 2017	Year 5 2018	Year 6 2019	Year 7 2020	Year 8 2021	Year 9 2022	Year 10 2023
<b>Projected Balances At Year Start</b>	20,429,713.00	20,429,713.00	19,408,475.00	18,387,525.00	17,367,275.00	16,347,925.00	15,324,725.00	14,300,875.00	13,279,650.00	12,256,300.00	11,234,800.00
February bonds	0.00	395,000.00	530,000.00	540,000.00	550,000.00	565,000.00	580,000.00	595,000.00	620,000.00	645,000.00	670,000.00
February interest	0.00	378,113.00	248,125.00	242,825.00	237,425.00	231,925.00	226,275.00	217,575.00	208,650.00	194,700.00	181,800.00
August bonds	0.00	0.00	0.00	0.00	0.00	0.00	0.00	0.00	0.00	0.00	0.00
August interest	0.00	248,125.00	242,825.00	237,425.00	231,925.00	226,275.00	217,575.00	208,650.00	194,700.00	181,800.00	168,400.00
<b>Projected Total Remittance</b>	0.00	1,021,238.00	2,042,188.00	3,062,438.00	4,081,788.00	5,104,988.00	6,128,838.00	7,150,063.00	8,173,413.00	9,194,913.00	10,215,113.00
<b>Project Balances At Year End</b>	20,429,713.00	19,408,475.00	18,387,525.00	17,367,275.00	16,347,925.00	15,324,725.00	14,300,875.00	13,279,650.00	12,256,300.00	11,234,800.00	10,214,600.00
Bonds Issued June, 2014											
Principal and Interest payments due February of each year starting February of 2014											
Interest only payments due August of each year starting August of 2014											
Outstanding Tax Secured Debt	Initial Receipt of Bonds June, 2013	Year 1 2014	Year 2 2015	Year 3 2016	Year 4 2017	Year 5 2018	Year 6 2019	Year 7 2020	Year 8 2021	Year 9 2022	Year 10 2023
<b>Balances At Year Start</b>	20,429,713.00	20,429,713.00	19,408,475.50	18,387,525.50							
February bonds	0.00	395,000.00	530,000.00								
February interest	0.00	378,112.50	248,125.00								
August bonds	0.00	0.00	0.00								
August interest	0.00	248,125.00	242,825.00								
<b>Total Annual Remittances</b>	0.00	1,021,237.50	1,020,950.00	0.00							
<b>Total Remittances To Date</b>	0.00	1,021,237.50	2,042,187.50	2,042,187.50	2,042,187.50						

GILLESPIE COUNTY, TEXAS

GOB Series 2013 ... Jail Project

Bond Redemptions Interest Payment Schedule  
February 2014 through February 2033

Schedule Bond Redemption & Interest Payment	Year 11 2024	Year 12 2025	Year 13 2026	Year 14 2027	Year 15 2028	Year 16 2029	Year 17 2030	Year 18 2031	Year 19 2032	Year 20 2033
<b>Projected Balances At Year Start</b>	10,214,600.00	9,191,800.00	8,172,500.00	7,152,800.00	6,129,000.00	5,107,400.00	4,084,300.00	3,061,100.00	2,039,200.00	1,020,000.00
February bonds	700,000.00	725,000.00	755,000.00	790,000.00	820,000.00	855,000.00	890,000.00	925,000.00	960,000.00	1,000,000.00
February interest	168,400.00	154,400.00	139,900.00	124,800.00	109,000.00	92,600.00	75,500.00	57,700.00	39,200.00	20,000.00
August bonds	0.00	0.00	0.00	0.00	0.00	0.00	0.00	0.00	0.00	0.00
August interest	154,400.00	139,900.00	124,800.00	109,000.00	92,600.00	75,500.00	57,700.00	39,200.00	20,000.00	0.00
<b>Projected Total Remittance</b>	11,237,913.00	12,257,213.00	13,276,913.00	14,300,713.00	15,322,313.00	16,345,413.00	17,368,613.00	18,390,513.00	19,409,713.00	20,429,713.00
<b>Project Balances At Year End</b>	9,191,800.00	8,172,500.00	7,152,800.00	6,129,000.00	5,107,400.00	4,084,300.00	3,061,100.00	2,039,200.00	1,020,000.00	0.00
Bonds Issued June 2014										
Principal and Interest payments due February of each year starting February of 2014										
Interest only payments due August of each year starting August of 2014										

Outstanding Tax Secured Debt	Year 11 2024	Year 12 2025	Year 13 2026	Year 14 2027	Year 15 2028	Year 16 2029	Year 17 2030	Year 18 2031	Year 19 2032	Year 20 2033
Balances At Year Start										
February bonds interest										
August bonds interest										
<b>Total Annual Remittances</b>										
<b>Total Remittances To Date</b>										

**GILLESPIE COUNTY, TEXAS**  
Capital Assets Lease/Purchase ... Contract 6451, September, 2013  
Road & Bridge Departments

**PROJECTED Payments**

Month	FY2014			FY2015			FY2016			FY2017			FY2018			FY2019			
	Total Payment	Principal	Interest	Total Payment	Principal	Interest	Total Payment	Principal	Interest	Total Payment	Principal	Interest	Total Payment	Principal	Interest	Total Payment	Principal	Interest	
October	5,221.04	4,448.50	772.54	5,221.04	4,622.79	598.25	5,221.04	4,803.90	417.14	5,221.04	4,992.12	28.92	5,221.04	5,187.70	33.34				
November	5,221.04	4,462.77	758.27	5,221.04	4,637.62	583.42	5,221.04	4,819.31	401.73	5,221.04	5,008.13	212.91	5,221.04	5,204.37	16.67				
December	5,221.04	4,477.08	743.96	5,221.04	4,652.49	568.55	5,221.04	4,834.77	386.27	5,221.04	5,024.20	196.84	5,221.04						
January	5,221.04	4,491.44	729.60	5,221.04	4,667.42	553.62	5,221.04	4,850.28	370.76	5,221.04	5,040.31	180.73	5,221.04						
February	5,221.04	4,505.85	715.19	5,221.04	4,682.39	538.65	5,221.04	4,865.84	355.20	5,221.04	5,056.48	164.56	5,221.04						
March	5,221.04	4,520.30	700.74	5,221.04	4,697.41	523.63	5,221.04	4,881.45	339.59	5,221.04	5,072.70	148.34	5,221.04						
April	5,221.04	4,534.80	686.24	5,221.04	4,712.48	508.56	5,221.04	4,897.11	323.93	5,221.04	5,088.97	132.07	5,221.04						
May	5,221.04	4,549.35	671.69	5,221.04	4,727.59	493.45	5,221.04	4,912.82	308.22	5,221.04	5,105.30	115.74	5,221.04						
June	5,221.04	4,563.94	657.10	5,221.04	4,742.76	478.28	5,221.04	4,928.57	292.47	5,221.04	5,121.67	99.37	5,221.04						
July	5,221.04	4,578.58	642.46	5,221.04	4,757.97	463.07	5,221.04	4,944.38	276.66	5,221.04	5,138.10	82.94	5,221.04						
August	5,221.04	4,593.27	627.77	5,221.04	4,773.23	447.81	5,221.04	4,960.24	260.80	5,221.04	5,154.58	66.46	5,221.04						
September	5,221.04	4,608.01	613.03	5,221.04	4,788.54	432.50	5,221.04	4,976.16	244.88	5,221.04	5,171.12	49.92	5,221.04						
<b>Total Proposed Payments Per Year</b>	<b>62,652.48</b>	<b>54,333.89</b>	<b>8,318.59</b>	<b>62,652.48</b>	<b>56,462.69</b>	<b>6,189.79</b>	<b>62,652.48</b>	<b>58,674.83</b>	<b>3,977.65</b>	<b>62,652.48</b>	<b>60,973.68</b>	<b>1,478.80</b>	<b>62,652.48</b>	<b>10,442.08</b>	<b>50.01</b>				
<b>Projected Balance Year End</b>	<b>261,052.00</b>	<b>198,399.52</b>	<b>135,747.04</b>	<b>261,052.00</b>	<b>198,399.52</b>	<b>135,747.04</b>	<b>261,052.00</b>	<b>198,399.52</b>	<b>135,747.04</b>	<b>261,052.00</b>	<b>198,399.52</b>	<b>135,747.04</b>	<b>261,052.00</b>	<b>198,399.52</b>	<b>135,747.04</b>	<b>261,052.00</b>	<b>198,399.52</b>	<b>135,747.04</b>	<b>261,052.00</b>

**GILLESPIE COUNTY, TEXAS**  
Capital Assets Lease/Purchase ... Contract 6451, September.2013  
Road & Bridge Departments

**ACTUAL Payments**

ACTUAL	FY2014			FY2015			FY2016			FY2017			FY2018			FY2019		
	Total Payment	Principal	Interest	Total Payment	Principal	Interest	Total Payment	Principal	Interest	Total Payment	Principal	Interest	Total Payment	Principal	Interest	Total Payment	Principal	Interest
Balance At Year Start	313,262.40			255,840.96			193,188.48											
October	5,221.04			5,221.04			5,221.04											
October	5,221.04			4,462.77		758.27	4,537.62		583.42									
November	5,221.04			5,221.04			5,221.04											
November	5,221.04			4,477.08		743.96	4,552.49		567.55									
December	10,442.08			5,221.04			5,221.04											
December	8,205.08		2,237.00	4,911.44		729.60	4,667.42		553.62									
January	5,221.04			5,221.04			5,221.04											
January	4,335.97		885.07	4,505.85		715.19												
February	5,221.04			5,221.04			5,221.04											
February	4,349.88		871.16	4,520.30		700.74												
March	5,221.04			5,221.04			5,221.04											
March	4,363.83		857.21	4,534.80		686.24												
April	5,221.04			5,221.04			5,221.04											
April	4,377.83		843.21	4,549.35		671.69												
May	5,221.04			5,221.04			5,221.04											
May	4,391.87		829.17	4,563.94		657.10												
June	5,221.04			5,221.04			5,221.04											
June	4,405.96		815.08	4,578.58		642.46												
July	5,221.04			5,221.04			5,221.04											
July	4,420.10		790.94	4,593.28		627.76												
August	5,221.04			5,221.04			5,221.04											
August	4,434.27		786.77	4,608.01		613.03												
September	5,221.04			5,221.04			5,221.04											
September	4,448.50		772.54	4,622.79		598.25												
Total Payments as of Current Date																		
Total Payments	57,421.44			62,652.48			15,662.12											
Principal	47,733.29			54,508.19			13,957.53											
Interest	9,688.15			8,144.29			1,704.59											
Balance as of Current Period	255,840.96			193,188.48			177,526.36											

**GILLESPIE COUNTY, TEXAS**  
Public Property Finance ... Contract 6774, October 24, 2014  
Sheriff Office ... Law Enforcement Radio System Upgrade

**PROJECTED PAYMENTS**

PROJECTED Payments	FY2015			FY2016			FY2017			FY2018			FY2019		
	Total Payment	Principal	Interest	Total Payment	Principal	Interest	Total Payment	Principal	Interest	Total Payment	Principal	Interest	Total Payment	Principal	Interest
Balance Year Start	685,683.60			622,829.27			554,260.91			485,692.55			417,124.19		
October payment	0.00			5,714.03			5,714.03			5,714.03			5,714.03		
principal/interest				4,141.76	1,572.27		4,291.13	1,422.90		4,445.88	1,268.15		4,606.21	1,107.82	
November payment	5,714.03			5,714.03			5,714.03			5,714.03			5,714.03		
principal/interest	3,782.22	1,931.81		4,154.01	1,560.02		4,303.81	1,410.22		4,459.02	1,255.01		4,619.83	1,094.20	
December payment	5,714.03			5,714.03			5,714.03			5,714.03			5,714.03		
principal/interest	4,021.27	1,692.76		4,166.29	1,547.74		4,316.54	1,397.49		4,472.21	1,241.82		4,633.49	1,080.54	
January payment	5,714.03			5,714.03			5,714.03			5,714.03			5,714.03		
principal/interest	4,033.16	1,680.87		4,178.61	1,535.42		4,329.30	1,384.73		4,485.43	1,228.60		4,647.19	1,066.84	
February payment	5,714.03			5,714.03			5,714.03			5,714.03			5,714.03		
principal/interest	4,045.09	1,668.94		4,190.96	1,523.07		4,342.10	1,371.93		4,498.69	1,215.34		4,660.93	1,053.10	
March payment	5,714.03			5,714.03			5,714.03			5,714.03			5,714.03		
principal/interest	4,057.05	1,656.98		4,203.35	1,510.68		4,354.94	1,359.09		4,511.99	1,202.04		4,674.71	1,039.32	
April payment	5,714.03			5,714.03			5,714.03			5,714.03			5,714.03		
principal/interest	4,069.04	1,644.99		4,215.78	1,498.25		4,367.82	1,346.21		4,525.33	1,188.70		4,688.53	1,025.50	
May payment	5,714.03			5,714.03			5,714.03			5,714.03			5,714.03		
principal/interest	4,081.07	1,632.96		4,228.25	1,485.78		4,380.73	1,333.30		4,538.71	1,175.32		4,702.39	1,011.64	
June payment	5,714.03			5,714.03			5,714.03			5,714.03			5,714.03		
principal/interest	4,093.14	1,620.89		4,240.75	1,473.28		4,393.88	1,320.35		4,552.13	1,161.90		4,716.30	997.73	
July payment	5,714.03			5,714.03			5,714.03			5,714.03			5,714.03		
principal/interest	4,105.24	1,608.79		4,253.29	1,460.74		4,406.67	1,307.36		4,565.59	1,148.44		4,730.24	983.79	
August payment	5,714.03			5,714.03			5,714.03			5,714.03			5,714.03		
principal/interest	4,117.38	1,596.65		4,265.86	1,448.17		4,419.70	1,294.33		4,579.09	1,134.94		4,744.23	969.80	
September payment	5,714.03			5,714.03			5,714.03			5,714.03			5,714.03		
principal/interest	4,129.55	1,584.48		4,278.48	1,435.55		4,432.77	1,281.26		4,592.63	1,121.40		4,758.25	955.78	
<b>Total Proposed Payments Per Year</b>															
Total Payments	62,854.33			68,568.36			68,568.36			68,568.36			68,568.36		
Principal	44,534.21			50,517.39			52,339.19			54,226.70			56,182.30		
Interest	18,320.12			18,050.97			16,229.17			14,341.66			12,386.06		
<b>Projected Balance Year End</b>															
622,829.27				554,260.91			485,692.55			417,124.19			348,555.83		



**GILLESPIE COUNTY, TEXAS**  
**Public Property Finance ... Contract 6774, October 24, 2014**  
**Sheriff Office ... Law Enforcement Radio System Upgrade**

**PROJECTED Payments**

FY2020			FY2021			FY2022			FY2023			FY2024			FY2025		
Total Payment	Principal	Interest	Total Payment	Principal	Interest	Total Payment	Principal	Interest	Total Payment	Principal	Interest	Total Payment	Principal	Interest	Total Payment	Principal	Interest
348,555.83			279,987.47			211,419.11			142,850.75			74,282.39			5,714.03		
5,714.03			5,714.03			5,714.03			5,714.03			5,714.03			5,714.03		
	4,772.32	941.71		4,944.43	769.60		5,122.74	591.29		5,307.48	406.55		5,498.88	215.15		5,696.97	17.06
5,714.03			5,714.03			5,714.03			5,714.03			5,714.03					
	4,786.43	927.60		4,959.04	754.99		5,137.88	576.15		5,323.17	390.86		5,515.14	198.89			
5,714.03			5,714.03			5,714.03			5,714.03			5,714.03					
	4,800.58	913.45		4,973.71	740.32		5,153.07	560.96		5,338.91	375.12		5,531.45	182.58			
5,714.03			5,714.03			5,714.03			5,714.03			5,714.03					
	4,814.78	899.25		4,988.41	725.62		5,168.31	545.72		5,354.69	359.34		5,547.80	166.23			
5,714.03			5,714.03			5,714.03			5,714.03			5,714.03					
	4,829.01	885.02		5,003.16	710.87		5,183.59	530.44		5,370.53	343.50		5,564.20	149.83			
5,714.03			5,714.03			5,714.03			5,714.03			5,714.03					
	4,843.29	870.74		5,017.95	696.08		5,198.92	515.11		5,386.41	327.62		5,580.65	133.38			
5,714.03			5,714.03			5,714.03			5,714.03			5,714.03					
	4,857.61	856.42		5,032.79	681.24		5,214.29	499.74		5,402.33	311.70		5,597.15	116.88			
5,714.03			5,714.03			5,714.03			5,714.03			5,714.03					
	4,871.97	842.06		5,047.67	666.36		5,229.71	484.32		5,418.30	295.73		5,613.70	100.33			
5,714.03			5,714.03			5,714.03			5,714.03			5,714.03					
	4,886.38	827.65		5,062.60	651.43		5,245.17	468.86		5,434.32	279.71		5,630.30	83.73			
5,714.03			5,714.03			5,714.03			5,714.03			5,714.03					
	4,900.83	813.20		5,077.56	636.47		5,260.68	453.35		5,450.39	263.64		5,646.95	67.08			
5,714.03			5,714.03			5,714.03			5,714.03			5,714.03					
	4,915.32	798.71		5,092.58	621.45		5,276.23	437.80		5,466.51	247.52		5,663.65	50.38			
5,714.03			5,714.03			5,714.03			5,714.03			5,714.03					
	4,929.85	784.18		5,107.63	606.40		5,291.83	422.20		5,482.67	231.36		5,680.39	33.64			
68,568.36			68,568.36			68,568.36			68,568.36			68,568.36			5,714.03		
	58,208.37			60,307.53			62,482.42			64,735.71			67,070.26			5,696.97	
		10,359.99			8,260.83			6,085.94			3,832.65			1,498.10			17.06
279,987.47			211,419.11			142,850.75			74,282.39			5,714.03			0.00		

**GILLESPIE COUNTY, TEXAS**  
Public Property Finance ... Contract 6774, October 24, 2014  
Sheriff Office ... Law Enforcement Radio System Upgrade

ACTUAL Payments	ACTUAL Payments															
	FY2015			FY2016			FY2017			FY2018			FY2019			
	Total Payment	Principal	Interest	Total Payment	Principal	Interest	Total Payment	Principal	Interest	Total Payment	Principal	Interest	Total Payment	Principal	Interest	Total Payment
Balance Year Start	686,426.40			<b>623,572.07</b>												
October payment	0.00			5,714.03												
principal/interest					4,141.76	1,572.27										
November payment	5,714.03			5,714.03												
principal/interest		3,782.22	1,931.81		4,154.01	1,560.02										
December payment	5,714.03			5,714.03												
principal/interest		4,021.27	1,692.76		4,166.29	1,547.74										
January payment	5,714.03															
principal/interest		4,033.16	1,680.87													
February payment	5,714.03															
principal/interest		4,045.09	1,668.94													
March payment	5,714.03															
principal/interest		4,057.05	1,656.98													
April payment	5,714.03															
principal/interest		4,069.04	1,644.99													
May payment	5,714.03															
principal/interest		4,081.07	1,632.96													
June payment	5,714.03															
principal/interest		4,093.14	1,620.89													
July payment	5,714.03															
principal/interest		4,105.24	1,608.79													
August payment	5,714.03															
principal/interest		4,117.38	1,596.65													
September payment	5,714.03															
principal/interest		4,129.55	1,584.48													
<b>Total Payments Current Period</b>																
Total Payments	62,854.33			<b>17,142.09</b>												
Principal	44,534.21			<b>12,452.06</b>												
Interest	18,320.12			<b>4,680.03</b>												
<b>Balance Current Period</b>				<b>606,429.98</b>												
	623,572.07			<b>606,429.98</b>												

County of Gillespie  
 District Clerk Bond / Trust Recap  
 October 2015 - September 2016  
 Funds Managed by County Treasurer

Cause Description	Cause No	Initial Investment Face Value	Prior Interest			Current Year Interest											Cause Description	Released Investments	Current Balances	Current Interest
			Adjusted Interest	TexPool Interest	TexPool Account															
					Oct.2015	Nov.2015	Dec.2015	Jan.2016	Feb.2016	Mar.2016	Apr.2016	May.2016	Jun.2016	Jul.2016	Aug.2016	Sep.2016				
					Value	Interest	Interest													
Sonstegard / Curtis	2705	1,000.00	792.80	31.52	closed 05.2004/transferred to District Clerk Acct 117											Sonstegard / Curtis	1,824.32	0.00	0.00	
State v Montagnino	4073	10,000.00	43.82	171.08	closed 04.2004											State v Montagnino	10,214.90	0.00	0.00	
State v Chow	4232	10,000.00		31.34	closed 05.2004/transferred to District Clerk Acct 117											State v Chow	10,031.34	0.00	0.00	
State v Loui	4233	10,000.00		25.50	closed 04.2004											State v Loui	10,025.50	0.00	0.00	
State v Duecker	4261	20,000.00		33.03	closed 05.2004/transferred to District Clerk Acct 117											State v Duecker	20,033.03	0.00	0.00	
State v Duecker	4262	20,000.00		33.03	closed 05.2004/transferred to District Clerk Acct 117											State v Duecker	20,033.03	0.00	0.00	
Wheatcraft v Meier	6978	500.00	236.07	159.05	0.07	0.08	0.14												895.41	0.29
Munsell Meier v Robinson	7227	1,000.00	390.71	254.33	closed 03.11.2008											Munsell Meier v Robinson	1,645.04	0.00	0.00	
Pauls v Bird	8623	500.00	77.66	124.83	0.06	0.06	0.11												702.72	0.23
Pruitt v Danes	8764	1,000.00	128.41	16.95	closed 02.2004											Pruitt v Danes	1,145.36	0.00	0.00	
Damron (Investment)	8766	500.00		24.86	closed 10.2005											Damron (Investment)	524.86	0.00	0.00	
Tin Star Ranch	9411	500.00	5.37	32.96	closed 02.03.2006											Tin Star Ranch	538.33	0.00	0.00	
Hearne & Phillips	9461	100.00	1.07	21.82	0.01	0.01	0.02												122.93	0.04
Haggard v Schroeder	9666	500.00	1.19	108.23	0.05	0.06	0.10												609.63	0.21
Staats v Tonn	9752	1,000.00		17.85	closed 12.2003											Staats v Tonn	1,017.85	0.00	0.00	
Silver Deer v Senkbeil	10010	100.00		20.59	0.01	0.01	0.02												120.63	0.04
Ankem v Woods & Schmidt	10154	1,000.00		55.01	closed 03.06.2006											Ankem v Woods & Schmidt	1,055.01	0.00	0.00	
Sledge v Jones	10370	1,000.00		190.82	0.10	0.11	0.19												1,191.22	0.40
Whitewood v Hartel	10373	100.00		19.11	0.01	0.01	0.02												119.15	0.04
Ballard v Keidel	10412	1,000.00		4.31	closed 12.2004											Ballard v Keidel	1,004.31	0.00	0.00	
Parker/Roscoe L	10522	23,800.00		2,639.22	closed 07.12.2007											Parker/Roscoe L	26,439.22	0.00	0.00	
Harris v Fourton (dba Silver Deer)	10779	1,000.00		152.11	0.09	0.10	0.18												1,152.48	0.37
Fonder v Salinas	10930	200.00		27.54	0.02	0.02	0.04												227.62	0.08
City of Fbg v Penick	10970	274,045.00		118.40	closed 09.21.2006											City of Fbg v Penick	274,163.40	0.00	0.00	
A J Waight v LCRA	11042	250.00		1.06	closed 07.20.2006											A J Waight v LCRA	251.06	0.00	0.00	
Jenschke v Friedrich	11228	1,000.00		15.72	closed 06.01.2007											Jenschke v Friedrich	1,015.72	0.00	0.00	
Quest Oil v Wallen and B&B Oil	11259	1,000.00		74.17	closed 03.24.2011											Quest Oil v Wallen and B&B Oil	1,074.17	0.00	0.00	
Cornerstone v Parker	11336	1,000.00		52.90	0.09	0.10	0.17												1,053.26	0.36
Irwin vs Irwin	11399	303,022.74		3,310.61	closed 06.07.2011											Irwin vs Irwin	306,333.35	0.00	0.00	
Herb Venture v Varney	11703	250.00		4.12	0.02	0.02	0.04												254.20	0.08
Dolezal vs Dolezal	11812	1,000.00		7.95	closed 10.2012											Dolezal vs Dolezal	1,007.95	0.00	0.00	

County of Gillespie  
 District Clerk Bond / Trust Recap  
 October 2015 - September 2016  
 Funds Managed by County Treasurer

Cause Description	Cause No	Initial Investment Face Value	Prior Interest		Current Year Interest												Cause Description	Released Investments	Current Balances	Current Interest		
			Adjusted Interest	TexPool Interest	TexPool Account																	
					Oct.2015	Nov.2015	Dec.2015	Jan.2016	Feb.2016	Mar.2016	Apr.2016	May.2016	Jun.2016	Jul.2016	Aug.2016	Sep.2016						
Bredemus and J&B Cheese v Just	11877	1,000.00		9.78	0.08	0.09	0.16												Bredemus and J&B Cheese v Just		1,010.11	0.33
Prause &Thompson v Bierschwale	11897	100.00		0.92	0.01	0.01	0.02												Prause &Thompson v Bierschwale		100.96	0.04
Rutherford v Rather & Kamp	11904	100.00		0.92	0.01	0.01	0.02												Rutherford v Rather & Kamp		100.96	0.04
Querner v Lester	11928A	1,000.00		1.86	0.08	0.09	0.16												Querner v Lester		1,002.19	0.33
TexHillCo EmployeesC.U. vs Beckmann	12195	100.00		0.05	closed 01.19.2010														TexHillCo EmployeesC.U. vs Beckmann	100.05	0.00	0.00
Fulton v Coleman	12209	500.00		3.07	0.04	0.05	0.08												Fulton v Coleman		503.24	0.17
IBT Int v Grammer	12228	115,000.00		130.48	closed 06.2014														IBT Int v Grammer	115,130.48	0.00	0.00
Ferrell vs Hall, Executor Estate of Klein, Deceased	12369	500.00		0.60	closed 12.27.2010														Ferrell vs Hall, Executor Estate of Klein, Deceased	500.60	0.00	0.00
Baby vs Doggett	12603	400.00		0.35	closed 02.14.2012														Baby vs Doggett	400.35	0.00	0.00
Cover v Chase Bank	12964	100.00		0.12	0.01	0.01	0.02												Cover v Chase Bank		100.16	0.04
Balero v Federal Home Mortgage	13025	250.00		0.50	0.02	0.02	0.04												Balero v Federal Home Mortgage		250.58	0.08
LCRA vs TRT Ranch	13119	949,500.00		45.58	closed 09.10.2013														LCRA vs TRT Ranch	949,545.58	0.00	0.00
LCRA vs Oehler	13120	195,000.00		9.36	closed 09.10.2013														LCRA vs Oehler	195,009.36	0.00	0.00
LCRA vs Wahmund	13121	177,000.00		8.49	closed 09.10.2013														LCRA vs Wahmund	177,006.49	0.00	0.00
Collins, Estate of Smith v Bank of America	13203	500.00		0.89	0.04	0.05	0.08												Collins, Estate of Smith v Bank of America		501.06	0.17
Whitley, et al vs Live Springs, et al	13291	500.00		0.66	0.04	0.05	0.08												Whitley, et al vs Live Springs, et al		500.83	0.17
Bruce Kneese vs New York Life Insurance and Annuity Corp, et al	13320	951.17	opened 03.03.2014	0.30	closed 03.05.2015														Bruce Kneese vs New York Life Insurance and Annuity Corp, et al	951.47	0.00	0.00
Hampton vs Spornhauer	13343	2,000.00		2.64	0.16	0.18	0.32												Hampton vs Spornhauer		2,003.30	0.66
Kerrville Professional Properties LTD ... vs Friendship Village Owner's Asn, Inc ...	13640		Clerk ... case settled ... awaiting court order to release ... 03.03.2014 ... LL																Kerrville Professional Properties LTD ... vs Friendship Village Owner's Asn, Inc ...		0.00	0.00
In the Matter of the Marriage of Roxanne L Pennington & Gerard M Pennington and In the Interest of Sarah Pennington & Matthew Pennington, Children	13683	500.00	opened 03.03.2014	0.32	0.04	0.05	0.08												In the Matter of the Marriage of Roxanne L Pennington & Gerard M Pennington and In the Interest of Sarah Pennington & Matthew Pennington, Children		500.49	0.17
Berry vs Cardash	13859	500,984.49	opened 09.11.2014	159.13	closed 2015.06.11														Berry vs Cardash	501,143.62	0.00	0.00
Berry vs Cardash ... TRO	13859TRO	5,000.00	opened 09.11.2014	2.69	0.42	0.49	0.76												Berry vs Cardash ... TRO		5,004.36	1.67
Roscoe L Parker Guardianship	10522(a)	7,500.00		587.17	closed 07.12.2007														Roscoe L Parker Guardianship	8,087.17	0.00	0.00
State v Farmer	3870A	4,000.00	504.78	67.71	closed 05.2004/transferred to District Clerk Acct 117														State v Farmer	4,572.49	0.00	0.00
State v Farmer	3870B	1,000.00	126.19	19.89	closed 05.2004/transferred to District Clerk Acct 117														State v Farmer	1,146.08	0.00	0.00
Damron (trust)	8766(A)	26,278.61		92.83	closed 01.2005														Damron (trust)	26,371.44	0.00	0.00
<b>Totals</b>		<b>2,676,132.01</b>		<b>2,308.07</b>	<b>8,926.33</b>	<b>1.48</b>	<b>1.68</b>	<b>2.85</b>	<b>0.00</b>	<b>0.00</b>	<b>0.00</b>	<b>0.00</b>	<b>0.00</b>	<b>0.00</b>	<b>0.00</b>	<b>0.00</b>	<b>0.00</b>	<b>0.00</b>	<b>Totals</b>	<b>2,669,344.93</b>	<b>18,027.49</b>	<b>6.01</b>

County of Gillespie  
County Clerk Holding Account Recap  
October 2015 - September 2016  
Funds Managed by County Treasurer

Gillespie County Texas

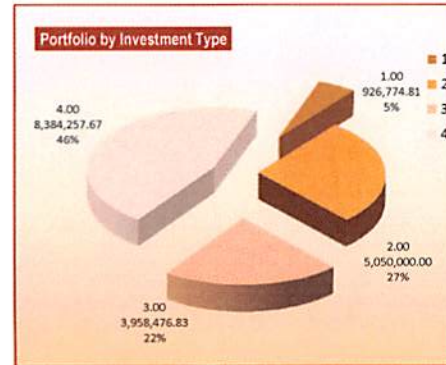
Cause	Investment Face		Prior Interest Adjusted		Current Year Interest TexPool Account												Released Investment	Current Balances	Total Interest FY2015	
	Value	Interest	Interest	TextPool	Oct.2015	Nov.2015	Dec.2015	Jan.2016	Feb.2016	Mar.2016	Apr.2016	May.2016	Jun.2016	Jul.2016	Aug.2016	Sep.2016				
Cause 9145 Doyle/Michael J Guardianship additional funds added July 2013 of \$682.40 to original face of \$119,517.83 or \$120,200.23 principal	120,200.23	344.18	344.18			9.91	10.95	19.11										0.00	120,584.38	39.97
Cause 8132 Roscoe L Parker	7,500.00	97.71	97.71															7,597.71	0.00	
Cause 8321 David Eugene Reynolds	100,000.00	11,872.07	11,872.07															111,872.07	0.00	
<i>04.2006 account closed ... case transferred to District Court</i>																				
<i>closed 07.14.2008</i>																				
<b>Investment Totals</b>	<b>107,500.00</b>	<b>0.00</b>	<b>12,313.96</b>			<b>9.91</b>	<b>10.95</b>	<b>19.11</b>	<b>0.00</b>	<b>0.00</b>	<b>0.00</b>	<b>0.00</b>	<b>0.00</b>	<b>0.00</b>	<b>0.00</b>	<b>0.00</b>	<b>0.00</b>	<b>119,469.78</b>	<b>120,584.38</b>	<b>39.97</b>

## GILLESPIE COUNTY, TEXAS

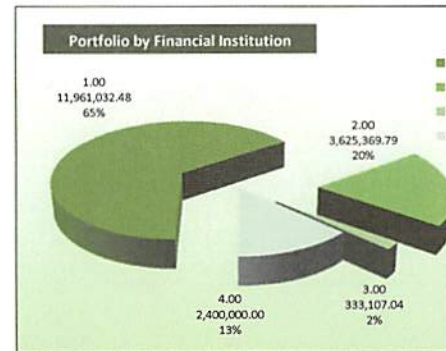
### Portfolio Asset Summary By Investment Type

As of December 31, 2015  
Of Funds Managed By County Treasurer Office

Financial Institution Account / Investment Type	Cash Balances As Of December 31, 2015	
<b>Security State Bank &amp; Trust</b>		
<b>County Depository</b>		
<b>Checking Accounts</b>		
General ... multi-fund account	(275.61)	
COB 2001, GOB Series 2010 Interest & Sinking	97,123.44	
County Attorney Hot Check Fund	17,259.47	
Appellate Judicial	160.04	
Justice of Peace No 1	61,612.03	
Justice of Peace No 2	19,778.46	
County Clerk Operating	42,616.34	
District Clerk Operating	86,222.47	
GOB Series 2013 ... Jail Project	1.00	
GOB Series 2013 ... Interest & Sinking	602,277.17	926,774.81
<b>Sweep Accounts</b>		
General Sweep Account ... multi-fund account	8,322,311.45	
GOB Series 2013 Sweep Account ... Jail Project	61,946.22	8,384,257.67
<b>Certificate of Deposit ... General Fund (10.)</b>		
0.35% per annum, paid monthly .. maturity 02.11.2016	100,000.00	
0.35% per annum, paid monthly .. maturity 05.02.2016	100,000.00	
0.35% per annum, paid monthly .. maturity 02.28.2016	100,000.00	
0.35% per annum, paid monthly .. maturity 10.29.2016	100,000.00	
0.35% per annum, paid monthly .. maturity 03.04.2016	250,000.00	
0.35% per annum, paid monthly .. maturity 04.01.2016	500,000.00	
0.35% per annum, paid monthly .. maturity 07.01.2016	500,000.00	
0.35% per annum, paid monthly .. maturity 10.01.2016	500,000.00	
0.35% per annum, paid monthly .. maturity 01.01.2016	500,000.00	2,650,000.00
		<b>11,961,032.48</b>
<b>TexPool</b>		
<b>Investment Service for Public Funds</b>		
<b>Investment Pool</b>		
General ... multi-fund account	3,486,047.93	
Interest & Sinking	709.99	
District Clerk Holding In Trust	18,027.49	
County Clerk Holding In Trust	120,584.38	
GOB Series 2013 ... Jail Project	0.00	3,625,369.79
		<b>3,625,369.79</b>



Portfolio by Investment Type As of December 31, 2015		
1	926,774.81	Checking Accounts
2	5,050,000.00	Certificates of Deposit
3	3,958,476.83	Investment Pools
4	8,384,257.67	Sweep Accounts
		<b>18,319,509.31</b> Total



Portfolio by Financial Institution As of December 31, 2015		
1	11,961,032.48	Security State Bank & Trust
2	3,625,369.79	TexPool
3	333,107.04	Texas Class
4	2,400,000.00	Blanco National Bank
		<b>18,319,509.31</b> Total

**GILLESPIE COUNTY, TEXAS**  
**Portfolio Asset Summary By Investment Type**  
**As of December 31, 2015**  
**Of Funds Managed By County Treasurer Office**

Financial Institution Account / Investment Type	Cash Balances As Of December 31, 2015
<b>Texas Class</b>	
Investment Service for Public Funds	
Investment Pool	
GOB Series 2013 .... Jail Project	333,107.04      333,107.04      333,107.04
<b>Blanco National Bank</b>	
Certificate of Deposit ... General Fund (10)	
0.45% per annum, paid monthly .. maturity 11.07.2016	100,000.00
0.45% per annum, paid monthly .. maturity 02.11.2016	100,000.00
0.45% per annum, paid monthly .. maturity 01.02.2016	100,000.00
0.45% per annum, paid monthly .. maturity 07.19.2016	100,000.00
0.45% per annum, paid monthly .. maturity 03.07.2016	100,000.00
0.45% per annum, paid monthly .. maturity 09.07.2016	100,000.00
0.45% per annum, paid monthly .. maturity 10.07.2016	100,000.00
0.45% per annum, paid monthly .. maturity 05.28.2016	100,000.00
0.45% per annum, paid monthly .. maturity 08.02.2016	100,000.00
0.45% per annum, paid monthly .. maturity 11.02.2016	100,000.00
0.45% per annum, paid monthly .. maturity 12.02.2016	100,000.00
0.45% per annum, paid monthly .. maturity 04.18.2016	100,000.00
0.45% per annum, paid monthly .. maturity 11.22.2016	100,000.00
0.45% per annum, paid monthly .. maturity 01.30.2016	100,000.00
0.45% per annum, paid monthly .. maturity 03.05.2016	100,000.00
0.45% per annum, paid monthly .. maturity 04.01.2016	100,000.00
0.45% per annum, paid monthly .. maturity 12.01.2016	100,000.00
0.45% per annum, paid monthly .. maturity 04.01.2016	100,000.00
0.45% per annum, paid monthly .. maturity 04.15.2016	100,000.00
0.45% per annum, paid monthly .. maturity 06.01.2016	100,000.00
0.45% per annum, paid monthly .. maturity 06.15.2016	100,000.00
<b>Total</b>	<b>2,400,000.00      2,400,000.00      2,400,000.00</b>
<b>Total</b>	<b>18,319,509.31</b>

GILLESPIE COUNTY, TEXAS

Portfolio Asset Summary vs. Security Holdings  
As of December 31, 2015

For Funds Held by the County Treasurer and All Fee Offices

Financial Institution Account / Investment Type	Cash Balances as of December 31, 2015	Financial Institution Pledge / Security Holdings
Security State Bank & Trust County Depository	Account Balances	Pledge / Security Holdings
<b>County Treasurer Managed Accounts</b>		
Checking Accounts		
General Checking ... multi-fund account	(275.61)	
COB Series 2001, GORefunding 2010 Interest & Sinking	97,123.44	
County Attorney Hot Check Fund	17,259.47	
Appellate Judicial	160.04	
Justice of Peace No 1	61,612.03	
Justice of Peace No 2	19,778.46	
County Clerk Operating	42,616.34	
District Clerk Operating	86,222.47	
GOB Series 2013 ... Jail Project	1.00	
GOB Series 2013 ... Interest & Sinking	602,277.17	926,774.81
Sweep Account		
General Sweep Account ... multi-fund account	8,322,311.45	
GOB Series 2013 Sweep Account ... Jail Project	61,946.22	8,384,257.67
<b>County Treasurer Managed Investments</b>		
Certificates of Deposit ... General Fund (10.)		
0.35% per annum, paid monthly .. maturity 02.11.2016	100,000.00	
0.35% per annum, paid monthly .. maturity 05.02.2016	100,000.00	
0.35% per annum, paid monthly .. maturity 02.28.2016	100,000.00	
0.35% per annum, paid monthly .. maturity 10.29.2016	100,000.00	
0.35% per annum, paid monthly .. maturity 03.04.2016	250,000.00	
0.35% per annum, paid monthly .. maturity 04.01.2016	500,000.00	
0.35% per annum, paid monthly .. maturity 07.01.2016	500,000.00	
0.35% per annum, paid monthly .. maturity 10.01.2016	500,000.00	
0.35% per annum, paid monthly .. maturity 01.01.2016	500,000.00	2,650,000.00



**GILLESPIE COUNTY, TEXAS**

**Portfolio Asset Summary vs. Security Holdings  
As of December 31, 2015**

**For Funds Held by the County Treasurer and All Fee Offices**

Financial Institution Account / Investment Type	Cash Balances as of December 31, 2015	Financial Institution Pledge / Security Holdings
Security State Bank & Trust County Depository	Account Balances	Pledge / Security Holdings
<b>Tax Assessor-Collector Managed Accounts</b>		
Checking Accounts		
TA-C Operating Account	34,070.26	
TXP&WL	3,478.58	
MVD	127,167.64	
MVD Sales Tax	295,676.25	
City of Fredericksburg Ad Valorem	88.95	
MVD Title	2,750.38	
Road & Bridge Fee	10,793.97	
Fredericksburg ISD Ad Valorem	7,590.13	
Escrow (Ad Valorem Property)	33.84	
VIT (Vehicle Inventory Tax) Escrow	1,570.37	
Harper ISD Ad Valorem	15.73	
Gillespie County WCID Ad Valorem	0.05	
Doss CCSD Ad Valorem		
Stonewall WCID Ad Valorem		
Hill Country Underground WCID Ad Valorem		
Gillespie County Ad Valorem	104.93	483,341.08
<b>County Clerk Managed Account</b>		
Checking Account		
County Clerk Escrow	25,397.48	25,397.48
<b>Sheriff Managed Account</b>		
Checking Account		
Sheriff Bail Bond Account	62,834.10	
Sheriff Inmate	14,658.80	
Sheriff Commissary	2,271.88	79,764.78
<b>District Clerk Managed Account</b>		
Checking Account		
District Clerk Trust	37,234.56	37,234.56
	12,586,770.38	20,819,279.15
		26,006,948.00
		19,903,477.86
		20,319,279.15
		250,000.00
		250,000.00

SSB&T Pledged Securities, par value / original face  
 SSB&T Pledged Securities, book value  
 SSB&T Pledged Securities, fair market value  
 FDIC Coverage / Demand Deposits @ SSB&T  
 FDIC Coverage / Time Deposits @ SSB&T

GILLESPIE COUNTY, TEXAS

Portfolio Asset Summary vs. Security Holdings  
As of December 31, 2015

For Funds Held by the County Treasurer and All Fee Offices

Financial Institution Account / Investment Type	Cash Balances as of December 31, 2015				Financial Institution Pledge / Security Holdings
<b>TexPool</b>	<b>Account Balances</b>				<b>Pledge / Security Holdings</b>
<b>Investment Service for Public Funds</b>					
<b>County Treasurer Managed Investments</b>					
Investment Pool Accounts					
General ... multi-fund account	3,486,047.93				
Interest & Sinking - COB Series 2001/GOB Series 2010	709.99				
District Clerk Holding	18,027.49				
County Clerk Holding	120,584.38				
GOB Series 2013 ... Jail Project	0.00	3,625,369.79	3,625,369.79	3,625,369.79	3,625,369.79
					Net Asset Value ... TexPool seeks to maintain a net asset value of \$1.00 (+/- 0.005 allowable) and is designed to be used for investments of funds which may be needed at any time. December 31, 2015, net asset value 0.99992
<b>Texas Class</b>	<b>Account Balances</b>				<b>Pledge / Security Holdings</b>
<b>Investment Service for Public Funds</b>					
<b>County Treasurer Managed Investments</b>					
Investment Pool Account					
GOB Series 2013 ... Jail Project	333,107.04	333,107.04	333,107.04	333,107.04	333,107.04
					Net Asset Value ... Texas Class seeks to maintain a net asset value of \$1.00 (+/- 0.005 allowable) and is designed to be used for investments of funds which may be needed at any time. December 31, 2015, net asset value 1.00

GILLESPIE COUNTY, TEXAS

Portfolio Asset Summary vs. Security Holdings  
As of December 31, 2015

For Funds Held by the County Treasurer and All Fee Offices

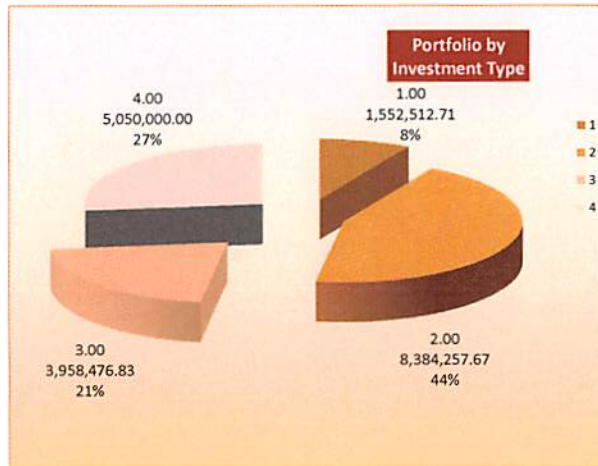
Financial Institution Account / Investment Type	Cash Balances as of December 31, 2015	Financial Institution Pledge / Security Holdings
Blanco National Bank	Account Balances	Pledge / Security Holdings
<b>County Treasurer Managed Investments</b>		
Certificates of Deposit .. General Fund (10 )		
0.45% per annum, paid monthly .. maturity 11.07.2016	100,000.00	
0.45% per annum, paid monthly .. maturity 02.11.2016	100,000.00	
0.45% per annum, paid monthly .. maturity 01.02.2016	100,000.00	
0.45% per annum, paid monthly .. maturity 07.19.2016	100,000.00	
0.45% per annum, paid monthly .. maturity 03.07.2016	100,000.00	
0.45% per annum, paid monthly .. maturity 09.07.2016	100,000.00	
0.45% per annum, paid monthly .. maturity 10.07.2016	100,000.00	
0.45% per annum, paid monthly .. maturity 05.28.2016	100,000.00	
0.45% per annum, paid monthly .. maturity 05.28.2016	100,000.00	
0.45% per annum, paid monthly .. maturity 08.02.2016	100,000.00	
0.45% per annum, paid monthly .. maturity 11.02.2016	100,000.00	
0.45% per annum, paid monthly .. maturity 12.02.2016	100,000.00	
0.45% per annum, paid monthly .. maturity 04.18.2016	100,000.00	
0.45% per annum, paid monthly .. maturity 11.22.2016	100,000.00	
0.45% per annum, paid monthly .. maturity 01.30.2016	100,000.00	
0.45% per annum, paid monthly .. maturity 01.30.2016	100,000.00	
0.45% per annum, paid monthly .. maturity 03.05.2016	100,000.00	
0.45% per annum, paid monthly .. maturity 04.01.2016	100,000.00	
0.45% per annum, paid monthly .. maturity 12.01.2016	100,000.00	
0.45% per annum, paid monthly .. maturity 04.01.2016	100,000.00	
0.45% per annum, paid monthly .. maturity 04.01.2016	100,000.00	
0.45% per annum, paid monthly .. maturity 04.15.2016	100,000.00	
0.45% per annum, paid monthly .. maturity 06.01.2016	100,000.00	
0.45% per annum, paid monthly .. maturity 06.15.2016	100,000.00	
	2,400,000.00	3,519,532.10
	2,400,000.00	
		3,007,969.85 BNB Pledged Securities, par value
		3,208,674.72 BNB Pledged Securities, book value
		3,269,532.10 BNB Pledged Securities, fair market value
		250,000.00 FDIC Coverage @ BNB

GILLESPIE COUNTY, TEXAS

Portfolio Asset Summary vs. Security Holdings  
As of December 31, 2015

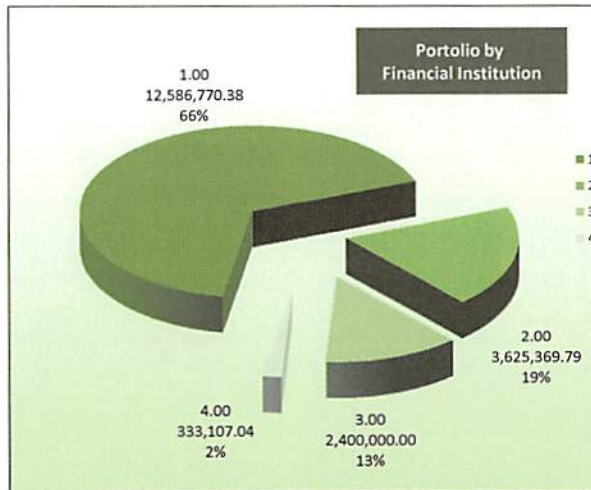
For Funds Held by the County Treasurer and All Fee Offices

Financial Institution Account / Investment Type	Cash Balances as of December 31, 2015	Financial Institution Pledge / Security Holdings
<b>Total Assets</b>	<b>As Of December 31, 2015 18,945,247.21</b>	<b>28,297,288.08 As Of December 31, 2015</b>



**Portfolio by Investment Type**  
As of December 31, 2015

1	1,552,512.71	Checking Accounts
2	8,384,257.67	Sweep Accounts
3	3,958,476.83	Investment Pools
4	5,050,000.00	Certificates of Deposit
<u>18,945,247.21</u>		Total



**Portfolio by Financial Institution**  
As of December 31, 2015

1	12,586,770.38	Security State Bank & Trust
2	3,625,369.79	TexPool
3	2,400,000.00	Blanco National Bank
4	333,107.04	Texas Class
<u>18,945,247.21</u>		Total

GILLESPIE COUNTY, TEXAS

Portfolio Asset Summary vs. Security Holdings  
As of December 31, 2015

For Funds Held by the County Treasurer and All Fee Offices

Financial Institution Account / Investment Type	Cash Balances as of December 31, 2015	Financial Institution Pledge / Security Holdings
<p><b>Deposit and Investment</b></p> <p><b>Risk Disclosure</b></p> <p><b>General Statement</b> ... The County continues to take a conservative approach to investment of county funds. Investment strategies are built on cash flow versus fund name. County funds are predominantly invested in TexPool ... an investment service for public funds ... and certificate of deposits. Depository interest-bearing checking accounts are used more as clearing accounts than a type of investment.</p> <p>The General Checking Account (multi-fund account) ... interest-bearing, with a one dollar (\$1.00) threshold ... is attached to a sweep account with a \$25,000.00 required minimum balance. This holds the same for the GOB Series 2013 Account ... it is interest-bearing, with a one dollar (\$1.00) threshold ... and is attached to a sweep account with a \$25,000.00 required minimum balance.</p> <p><b>Custodial Risk</b> .. All deposits/investments with any banking institution are collateralized over 100%, all collateral (exclusive FDIC coverage) is placed with a third party that is not a depository of the County, and collateral is pledged to Gillespie County.</p> <p><b>Interest Rate Risk</b> .. The County does not have a formal investment policy that limits investment maturities as a means of managing its exposure to fair value losses arising from changing interest rates.</p> <p>At December 31, 2015, the County had no investments other than those in an investment pool that would be effected.</p> <p>Certificates of Deposit are normally held at one year maturities and maturity dates are staggered. Occasionally CD's are originally invested for periods of less or over a year to optimize a staggered portfolio. CD's are held at face values with interests paid to the County monthly.</p> <p><b>Credit Risk</b> .. At December 31, 2015, the County has no investments in commercial paper, corporate bonds, mutual funds.</p> <p>At December 31, 2015, TexPool was rated AAAm by Standard &amp; Poor's.</p> <p>At December 31, 2015, Texas Class was rated AAAm by Standard &amp; Poor's.</p> <p><b>Concentration of Credit Risk</b> .. The County does not place any limit on the amount the County may invest with any type of investment or issuer. However, considering the current economy the County has kept lower concentrations in any one issuer.</p> <p>At December 31, 2015, the County had its assets/investments invested by investment type</p> <ul style="list-style-type: none"> <li>20.8943 % in investment pools</li> <li>26.6558 % in certificate of deposit(s)</li> <li>8.1947 % in checking, money market, passbook accounts</li> <li>44.2552 % in sweep accounts</li> </ul> <p>At December 31, 2015, the County had its assets/investments invested by issuer</p> <ul style="list-style-type: none"> <li>19.1360 % in TexPool</li> <li>66.4376 % in Security State Bank &amp; Trust</li> <li>12.6681 % in Blanco National Bank</li> <li>1.7583 % in Texas Class</li> </ul>		

**FY2015-2016  
Gillespie County, Texas  
County Treasurer Monthly Financial Statement  
All Funds Managed by County Treasurer**



**For Period Ended December 31, 2015**

**Laura Lundquist, CCT, CIO  
Gillespie County Treasurer**

Maintenance & Operating, COB/GOB, Special Revenue, Special Revenue..Grants, Trust and Agency							
Month	11.30.2015			FY2016		FY2015	12.31.2015
To Date	Cash Balance	Receipts	Disbursements	Allocations	Adjustments	Adjustments	Cash Balance
M&O	11,434,542.49	4,071,597.88	1,497,068.96				14,009,071.41
COB ... GOB Operating	395,407.10	96.30	15,191.22				380,312.18
COB ... GOB I&S	353,466.35	444,943.31					798,409.66
Special Revenue	2,127,316.94	51,461.28	25,342.94				2,153,435.28
Special Revenue ... Grants	484.97						484.97
Trust and Agency	656,751.62	138,583.36	170,536.83				624,798.15
<b>Totals</b>	<b>14,967,969.47</b>	<b>4,706,682.13</b>	<b>1,708,139.95</b>	<b>0.00</b>	<b>0.00</b>	<b>0.00</b>	<b>17,966,511.65</b>
County Funds							


Clerks of the Courts Trust Funds							
Year	09.30.2015			FY2016		FY2015	12.31.2015
To Date	Cash Balance	Receipts	Disbursements	Allocations	Adjustments	Adjustments	Cash Balance
M&O	11,841,794.67	6,080,641.22	3,913,364.48				14,009,071.41
COB ... GOB Operating	491,873.19	275.61	111,836.62				380,312.18
COB ... GOB I&S	198,485.01	599,924.65					798,409.66
Special Revenue	2,164,430.67	222,486.62	233,482.01				2,153,435.28
Special Revenue ... Grants	484.97						484.97
Trust and Agency	639,676.77	377,516.83	392,395.45				624,798.15
<b>Totals</b>	<b>15,336,745.28</b>	<b>7,280,844.93</b>	<b>4,651,078.56</b>	<b>0.00</b>	<b>0.00</b>	<b>0.00</b>	<b>17,966,511.65</b>
County Funds							

Clerks of the Courts Trust Funds							
Month	11.30.2015			FY2016		FY2015	12.31.2015
To Date	Cash Balance	Receipts	Disbursements	Allocations	Adjustments	Adjustments	Cash Balance
District Clerk Trust	18,024.64	2.85					18,027.49
County Clerk Trust	120,565.27	19.11					120,584.38
<b>Totals</b>	<b>138,589.91</b>	<b>46.59</b>	<b>0.00</b>	<b>0.00</b>	<b>0.00</b>	<b>0.00</b>	<b>138,611.87</b>
Clerk Trusts							

Clerks of the Courts Trust Funds							
Year	09.30.2015			FY2016		FY2015	12.31.2015
To Date	Cash Balance	Receipts	Disbursements	Allocations	Adjustments	Adjustments	Cash Balance
District Clerk Trust	18,021.48	6.01					18,027.49
County Clerk Trust	120,544.41	39.97					120,584.38
<b>Totals</b>	<b>138,565.89</b>	<b>45.98</b>	<b>0.00</b>	<b>0.00</b>	<b>0.00</b>	<b>0.00</b>	<b>138,611.87</b>
Clerk Trusts							

Respectfully submitted,

  
 Laura Lundquist, CCT, CIO  
 Gillespie County Treasurer

The State of Texas, County of Gillespie

Before me, the undersigned authority, this day personally appeared Laura Lundquist, County Treasurer, to me well known, who, being duly sworn, desposes and says that the above and foregoing report is true and correct.

Witness my hand and seal of this office, this \_\_\_\_\_ day of \_\_\_\_\_, \_\_\_\_\_ A.D.

\_\_\_\_\_  
 Mary Lynn Rusche, County Clerk  
 County of Gillespie, State of Texas

Compared, examined, and accepted in open Commissioners Court this \_\_\_\_\_ day of \_\_\_\_\_, \_\_\_\_\_ A.D.

\_\_\_\_\_  
 Mark Stroehrer, County Judge

\_\_\_\_\_  
 Curtis Cameron, Commissioner Pct No 1

\_\_\_\_\_  
 William A. Roeder, Commissioner Pct No 2

\_\_\_\_\_  
 Calvin Ransleben, Commissioner Pct No 3

\_\_\_\_\_  
 Donald W. Schuch, Commissioner Pct No 4