



**FY2015-2016**

**GILLESPIE COUNTY, TEXAS**

**COUNTY TREASURER MONTHLY FINANCIAL REPORT**

For The Period Ended  
November 30, 2015

Unaudited

LAURA LUNDQUIST, CCT, CIO  
GILLESPIE COUNTY TREASURER

- 1 Cash/Investment Balances All Funds  
For Period Ended November 30, 2015
- 2 Statement of Receipts, Disbursements, Electronic Funds Transfers, Payroll,  
Interfund Allocations, Adjustments, and Investments All Funds  
Month to Date by Fund
- 3 Statement of Receipts, Disbursements, Electronic Funds Transfers, Payroll,  
Interfund Allocations, Adjustments, and Investments All Funds  
Fiscal Year to Date by Fund
- 4 Statement of Maintenance & Operating Funds  
FY2005 through November 30, 2015  
General Fund  
Road & Bridge Funds ... County Wide, Precinct No 1, Precinct No 2, Precinct No 3, Precinct No 4
- 5 Fund Cash/Investment Balance Comparison by Fiscal Year by Fund  
Active and Inactive Funds  
FY2004 through November 30, 2015
- 6 Overall Cash/Investment Balance Comparison by Month  
FY1985 through November 30, 2015
- 7 County Sales Tax ... Effective January 01, 1988  
Allocation Summary of Sales Tax Receipts  
1988 through November 30, 2015  
  
Statement of Repayment of Erroneous Receipt of Sales Tax  
1997 through November 30, 2015 ... 20 Year Payout; Final Payment FY2016
- 8 Hotel Occupancy Tax (HOT) ... Effective January 01, 2007  
Summary of HOT Receipts and Expenditures  
For the Period of January 01, 2007 through November 30, 2015
9. Certificates of Obligation Bonds ... Interest & Sinking  
Statement of Bond Redemptions & Interest Payment Schedule  
GO Refunding Bonds, Series 2010  
Refunding of COB Series 2001, Post Office & Clinic Building Properties





10. General Obligation Bonds ... Interest & Sinking  
Statement of Bond Redemptions & Interest Payment Schedule  
GOB Series 2013, Jail Construction Project
11. Lease / Purchase Finance Capital Equipment  
Statement of Principal & Interest Payment Schedule  
Road & Bridge Departments – Contract No 6451, December2013
  - o Countywide
  - o Precinct No 1
  - o Precinct No 2
  - o Precinct No 3
  - o Precinct No 4
12. Public Property Finance ... Law Enforcement Radio System Upgrade  
Statement of Principal & Interest Payment Schedule  
Sheriff Office --- Contract No 6774, October2014
13. District Clerk Trust Funds ... Statement of Holding in Trust Funds As Managed by County Treasurer  
As of November 30, 2015
14. County Clerk Trust Funds ... Statement of Holding in Trust Funds As Managed by County Treasurer  
As of November 30, 2015
15. Investment Performance Summary ... Certificate(s) of Deposit  
As of November 30, 2015
16. County Treasurer Portfolio Asset Summary by Investment Type  
As of November 30, 2015
17. County Portfolio Asset Summary vs Security Holdings  
As of November 30, 2015
18. Detailed Listing of Receipts to All Funds  
For November.2015
19. Detailed Listing of Disbursements from All Funds  
For November.2015
20. Detailed Listing of Electronic Funds Transfers from All Funds  
For November.2015
21. Detailed Listing of Interfund Allocations to/from All Funds  
For November.2015
22. Detailed Listing of Payroll Distribution All Funds  
For November.2015
23. Financial Summary Recap Affidavit  
As of November 30, 2015

## GILLESPIE COUNTY, TEXAS

### Cash and Investment Balances All Funds Managed by County Treasurer

For Period Ended November 30, 2015

#### FUNDS LISTING BY CATEGORY

**GENERAL and ROAD & BRIDGE FUNDS**

**Maintenance & Operating Funds**

General Fund	10,222,793.63
Road & Bridge Funds ...	
County Wide	589,686.68
Precinct No 1	43,677.70
Precinct No 2	214,965.71
Precinct No 3	158,580.57
Precinct No 4	<u>204,838.20</u>
Sub-total Road & Bridge Funds	1,211,748.86

**CASH and INVESTMENTS**

11,434,542.49

**SPECIAL REVENUE FUNDS**

Law Library	8,408.08
Lateral Road ...	
Precinct No 1	13,291.39
Precinct No 2	6,658.22
Precinct No 3	6,658.22
Precinct No 4	6,658.22
Sub-total Lateral Road Funds	33,266.05
Probate	30,002.57
Court Reporter Service	1,037.22
County Records Management	92,487.97
County Clerk Records Management	105,326.62
Sheriff Forfeiture	38,006.91
Sheriff Abandoned Vehicle	1,202.03
Sheriff Equitable Sharing	1,202.49
Justice Court Bldg Security	29,700.47
Courthouse Security	131.52
District Clerk Records Management	7,349.18
County & District Court Technology	17,206.57
Occupancy Tax	477,979.19
Pretrial Intervention	123,025.71
Justice Court Technology	112,847.35
Airport Operating	1,029,979.35
LEOSE Training--Sheriff	4,028.28
LEOSE Training--Constable No 1	8,038.15
LEOSE Training--Constable No 2	5,984.48
Tax Assessor - M V I	<u>106.75</u>
	<u>2,127,316.94</u>

**SPECIAL REVENUE FUNDS ... GRANTS**

Grants ... General, Energy Efficiency	0.00
Grants ... Law Enforcement, Emergency Services P25 Compliant Radio	0.00
PML Loan Star Library	258.39
PML PAC-Pug	211.40
Airport Capital Project Grant	<u>15.18</u>
	<u>484.97</u>

## GILLESPIE COUNTY, TEXAS

### Cash and Investment Balances All Funds Managed by County Treasurer

For Period Ended November 30, 2015

FUNDS LISTING BY CATEGORY <small>(continued)</small>			
<b>CERTIFICATES OF OBLIGATION BONDS and GENERAL OBLIGATION BONDS</b>			
...			
<b>Operating Accounts</b>			
GOB Series 2013 ... Jail Project	<u>395,407.10</u>	<u>395,407.10</u>	
<b>CERTIFICATES OF OBLIGATION BONDS and GENERAL OBLIGATION BONDS</b>			
...			
<b>Interest &amp; Sinking Accounts</b>			
COB Series 2001/GOB Refunding Series 2010 ... Interest & Sinking	45,665.01		
GOB Series 2013 ... Interest & Sinking	<u>307,801.34</u>	<u>353,466.35</u>	
<b>TRUST and AGENCY FUNDS</b>			
Criminal Justice	1,716.00		
Waste Water (State Fee)	550.00		
County Attorney Hot Check	10,664.07		
McDermott (PML)	138,770.83		
Breiten (PML)	206,650.03		
Justice Of The Peace No. 1	60,253.22		
Justice Of The Peace No. 2	39,641.79		
Appellate Judicial System	0.04		
Alternative Dispute Resolution	0.00		
Unclaimed Monies	54,211.45		
County Clerk Operating	81,910.51		
District Clerk Operating	62,383.68		
Light Up The Block	<u>0.00</u>	<u>656,751.62</u>	<u>14,967,969.47</u>
<b>FUNDS PENDING RELEASE</b>			
Check(s) pending release	0.00		
EFT(s) pending release	<u>0.00</u>	<u>0.00</u>	<u>0.00</u>
<b>CHANGE FUNDS</b>			
General Fund (F.10) ... cash provider to various offices	3,000.00		
Sheriff Seizure Fund (F.30)	1,950.00		
County Attorney Hot Check Fund (F.80)	<u>50.00</u>	<u>5,000.00</u>	<u>5,000.00</u>



## GILLESPIE COUNTY, TEXAS

### Cash and Investment Balances All Funds Managed by County Treasurer

For Period Ended November 30, 2015

FUNDS LISTING BY CATEGORY <small>(continued)</small>				
<b>UNALLOCATED MONIES</b>				
<b>Checking Accounts</b>				
Justice of Peace No 2 Checking...unaccountable funds from 02.28.1999 ... date check book was turned over to County Treasurer	(98.56)			
Justice of Peace No 2 Checking...credit card payment pending	324.00			
Justice of Peace No 2 Checking...credit card reversal pending	110.00			
Justice of Peace No 1 Checking...credit card payment reversal pending	40.00			
Justice of Peace No 1 Checking...credit card payment pending	3,621.30			
General Checking... Rec.79372 correction	(0.10)			
General Checking... Rec.79312 correction	(1.00)			
District Clerk Checking... credit card payment pending	46.05			
District Clerk Checking... NSF not processed by District Clerk	(25.00)			
County Attorney Hot Check Checking...	0.00			
Appellate Checking...	0.00			
County Clerk Checking...credit card payment pending	300.00			
County Clerk Checking...IPP pending	21.00	<u>4,337.69</u>		
<b>Investment Pools ... Investment Service For Public Funds</b>				
TexPool ... General	0.00			
TexPool ... COB Series 2001/GOB Series 2010 Interest & Sinking	0.00			
TexPool ... GOB Series 2013 Jail Project	0.00			
Texas Class ... GOB Series 2013 Jail Project	<u>0.00</u>	<u>0.00</u>		
<b>Other Unallocated Funds</b>				
none reported	<u>0.00</u>	<u>0.00</u>	<u>4,337.69</u>	<b><u>14,977,307.16</u></b>

## GILLESPIE COUNTY, TEXAS

### Cash and Investment Balances All Funds Managed by County Treasurer

For Period Ended November 30, 2015

#### CHECKING and INVESTMENT ACCOUNTS

##### CHECKING ACCOUNTS

GENERAL OPERATING ... Interest Bearing Checking	(87.42)	
Cash On Hand	0.00	
Deposit In Process	8,314.35	
Deposit In Process	84.00	
Deposit In Process	78.00	
Online Transfer	0.00	
Online Transfer	0.00	
Outstanding Financial Checks	(234,117.88)	
Outstanding Payroll Checks	(4,294.69)	
Check(s) pending release	<u>0.00</u>	<u>(230,023.64)</u>
GENERAL OPERATING ... Interest Bearing Sweep Account		
Sweep of General Operating Checking	<u>5,658,768.91</u>	<u>5,658,768.91</u>
COB Series 2001 / GORefuding Series 2010 INTEREST & SINKING Checking	44,955.02	
Cash On Hand	0.00	
Online Transfer	0.00	
Online Transfer	0.00	
Outstanding Checks	<u>0.00</u>	<u>44,955.02</u>
COUNTY ATTORNEY HOT CHECK ... Interest Bearing Checking	11,848.17	
Cash On Hand	0.00	
Deposit In Process	100.00	
Online Transfer	0.00	
Outstanding Checks	<u>(1,284.10)</u>	<u>10,664.07</u>
APPELLATE JUDICIAL ... Interest Bearing Checking	0.04	
Cash On Hand	0.00	
Deposit In Process	0.00	
Online Transfer	0.00	
Outstanding Checks	<u>0.00</u>	<u>0.04</u>
JUSTICE OF THE PEACE No 1 ... Interest Bearing Checking	63,924.42	
Cash On Hand	0.00	
Deposit In Process	960.00	
Online Transfer	0.00	
Outstanding Checks	<u>(969.90)</u>	<u>63,914.52</u>
JUSTICE OF THE PEACE No 2 ... Interest Bearing Checking	41,182.62	
Cash On Hand	0.00	
Deposit In Process	175.00	
Online Transfer	0.00	
Outstanding Checks	<u>(1,380.39)</u>	<u>39,977.23</u>



## GILLESPIE COUNTY, TEXAS

### Cash and Investment Balances All Funds Managed by County Treasurer

For Period Ended November 30, 2015

CHECKING and INVESTMENT ACCOUNTS (continued)			
<b>CHECKING ACCOUNTS ... Continued</b>			
COUNTY CLERK ... Interest Bearing Checking	80,782.25		
Cash On Hand	0.00		
Deposit In Process	1,090.00		
Deposit In Process	1,030.44		
Deposit In Process	0.00		
Outstanding Checks ... checks outstanding prior to 10.01.2009	(108.50)		
Outstanding Checks ... outstanding checks post 09.30.2009	(562.68)	<u>82,231.51</u>	
DISTRICT CLERK ... Interest Bearing Checking			
Cash On Hand	0.00		
Deposit In Process	360.75		
Outstanding Checks ... checks outstanding prior to 10.01.2009	(4,361.86)		
Outstanding Checks ... outstanding checks post 09.30.2009	(15,264.95)	<u>62,404.73</u>	
GOB SERIES 2013 - Jail Project ... Interest Bearing Checking			
Cash On Hand	0.00		
Online Transfer	0.00		
Deposit In Process	0.00		
Outstanding Checks	(449.14)	(448.14)	
GOB SERIES 2013 - Jail Project ... Interest Bearing Sweep Account			
Sweep of GOB 2013 Jail Project Checking	<u>62,831.16</u>	<u>62,831.16</u>	
GOB SERIES 2013 - Interest & Sinking ... Interest Bearing Checking			
Cash On Hand	0.00		
Online Transfer	0.00		
Online Transfer	0.00		
Online Transfer	0.00		
Outstanding Checks	<u>0.00</u>	<u>307,801.34</u>	<u>6,103,076.75</u>

## GILLESPIE COUNTY, TEXAS

### Cash and Investment Balances All Funds Managed by County Treasurer

For Period Ended November 30, 2015

#### CHECKING and INVESTMENT ACCOUNTS (continued)

##### TIME CERTIFICATE OF DEPOSIT(S)

All General Fund (10.) Investments

##### Blanco National Bank

BNB CD .. 0.45% per annum, paid monthly .. 11.07.2016 maturity	100,000.00	
BNB CD .. 0.45% per annum, paid monthly .. 02.11.2016 maturity	100,000.00	
BNB CD .. 0.45% per annum, paid monthly .. 01.02.2016 maturity	100,000.00	
BNB CD .. 0.45% per annum, paid monthly .. 07.19.2016 maturity	100,000.00	
BNB CD .. 0.45% per annum, paid monthly .. 03.07.2016 maturity	100,000.00	
BNB CD .. 0.45% per annum, paid monthly .. 09.07.2016 maturity	100,000.00	
BNB CD .. 0.45% per annum, paid monthly .. 10.07.2016 maturity	100,000.00	
BNB CD .. 0.45% per annum, paid monthly .. 05.28.2016 maturity	100,000.00	
BNB CD .. 0.45% per annum, paid monthly .. 05.28.2016 maturity	100,000.00	
BNB CD .. 0.45% per annum, paid monthly .. 08.02.2016 maturity	100,000.00	
BNB CD .. 0.45% per annum, paid monthly .. 11.02.2016 maturity	100,000.00	
BNB CD .. 0.45% per annum, paid monthly .. 12.02.2015 maturity	100,000.00	
BNB CD .. 0.45% per annum, paid monthly .. 04.18.2016 maturity	100,000.00	
BNB CD .. 0.45% per annum, paid monthly .. 11.22.2016 maturity	100,000.00	
BNB CD .. 0.45% per annum, paid monthly .. 01.30.2016 maturity	100,000.00	
BNB CD .. 0.45% per annum, paid monthly .. 01.30.2016 maturity	100,000.00	
BNB CD .. 0.45% per annum, paid monthly .. 03.05.2016 maturity	100,000.00	
BNB CD .. 0.45% per annum, paid monthly .. 04.01.2016 maturity	100,000.00	
BNB CD .. 0.45% per annum, paid monthly .. 12.01.2015 maturity	100,000.00	
BNB CD .. 0.45% per annum, paid monthly .. 04.01.2016 maturity	100,000.00	
BNB CD .. 0.45% per annum, paid monthly .. 04.01.2016 maturity	100,000.00	
BNB CD .. 0.45% per annum, paid monthly .. 04.15.2016 maturity	100,000.00	
BNB CD .. 0.45% per annum, paid monthly .. 06.01.2016 maturity	100,000.00	
BNB CD .. 0.45% per annum, paid monthly .. 06.15.2016 maturity	<u>100,000.00</u>	<u>2,400,000.00</u>

##### Security State Bank & Trust (County Depository)

SSB&T CD .. 0.35% per annum, paid monthly .. 02.11.2016 maturity	100,000.00	
SSB&T CD .. 0.35% per annum, paid monthly .. 05.02.2016 maturity	100,000.00	
SSB&T CD .. 0.35% per annum, paid monthly .. 02.28.2016 maturity	100,000.00	
SSB&T CD .. 0.35% per annum, paid monthly .. 10.29.2016 maturity	100,000.00	
SSB&T CD .. 0.35% per annum, paid monthly .. 03.04.2016 maturity	250,000.00	
SSB&T CD .. 0.35% per annum, paid monthly .. 04.01.2016 maturity	500,000.00	
SSB&T CD .. 0.35% per annum, paid monthly .. 07.01.2016 maturity	500,000.00	
SSB&T CD .. 0.35% per annum, paid monthly .. 10.01.2016 maturity	500,000.00	
SSB&T CD .. 0.35% per annum, paid monthly .. 01.01.2016 maturity	<u>500,000.00</u>	<u>2,650,000.00</u> <u>5,050,000.00</u>



## GILLESPIE COUNTY, TEXAS

### Cash and Investment Balances All Funds Managed by County Treasurer


For Period Ended November 30, 2015

CHECKING and INVESTMENT ACCOUNTS <small>(continued)</small>				
<b>INVESTMENT POOLS ... Investment Service For Public Funds</b>				
<b>TexPool</b>				
GENERAL ... Multi-Fund Account	3,485,496.34			
Deposit In Process	0.00			
Monies In Transit	<u>0.00</u>	<u>3,485,496.34</u>		
COB SERIES 2001/GORefunding SERIES 2010 ... Interest & Sinking	709.99			
Deposit In Process	0.00			
Monies In Transit	<u>0.00</u>	<u>709.99</u>		
GOB SERIES 2013 ... Jail Project	0.00			
Deposit In Process	0.00			
Monies In Transit	<u>0.00</u>	<u>0.00</u>		
TexPool sub-total			<u>3,486,206.33</u>	
<b>Texas Class</b>				
GOB SERIES 2013 ... Jail Project	333,024.08			
Deposit In Process	0.00			
Monies In Transit	<u>0.00</u>	<u>333,024.08</u>	<u>3,819,230.41</u>	
<b>CHANGE FUNDS</b>				
<b>Under General Fund (F.10)</b>				
Tax Office ... Teller Drawers (4)	1,200.00			
Tax Office ... Office Administration	0.00			
County Clerk	100.00			
District Clerk	100.00			
Justice of Peace No 1	200.00			
Justice of Peace No 2	200.00			
Pioneer Memorial Library	100.00			
Sheriff ... Administration	50.00			
Sheriff ... Jail Operations	50.00			
County Treasurer	1,000.00			
County Warehouse	<u>0.00</u>	<u>3,000.00</u>		
<b>Under Sheriff Seizure (F.30)</b>				
Sheriff ... Administrative Office	<u>1,950.00</u>	<u>1,950.00</u>		
<b>Under County Attorney Hot Check (F.80)</b>				
County Attorney	<u>50.00</u>	<u>50.00</u>	<u>5,000.00</u>	<b>14,977,307.16</b>

**GILLESPIE COUNTY, TEXAS**  
**Cash and Investment Balances**  
**All Funds Managed by County Treasurer**  
**For Period Ended November 30, 2015**

DISTRICT CLERK HOLDING					
HOLDING ACCOUNT (s)			CASH and INVESTMENTS		
holding account(s)	<u>18,024.64</u>	<u>18,024.64</u>	<u>18,024.64</u>	<u>18,024.64</u>	<u>18,024.64</u>
<b>INVESTMENT POOLS ... Investment Service For Public Funds</b>					
TEXPOOL ... DISTRICT CLERK HOLDING	18,024.64				
Deposit In Process	0.00				
Monies In Transit	<u>0.00</u>	<u>18,024.64</u>	<u>18,024.64</u>	<u>18,024.64</u>	<u>18,024.64</u>

COUNTY CLERK HOLDING					
HOLDING ACCOUNT (s)			CASH and INVESTMENTS		
holding account(s)	<u>120,565.27</u>	<u>120,565.27</u>	<u>120,565.27</u>	<u>120,565.27</u>	<u>120,565.27</u>
<b>INVESTMENT POOLS ... Investment Service For Public Funds</b>					
TEXPOOL ... COUNTY CLERK HOLDING	120,565.27				
Deposit In Process	0.00				
Monies In Transit	<u>0.00</u>	<u>120,565.27</u>	<u>120,565.27</u>	<u>120,565.27</u>	<u>120,565.27</u>

  
 \_\_\_\_\_  
 Laura Lundquist, cct, clo  
 Gillespie County Treasurer  
 Gillespie County, Texas



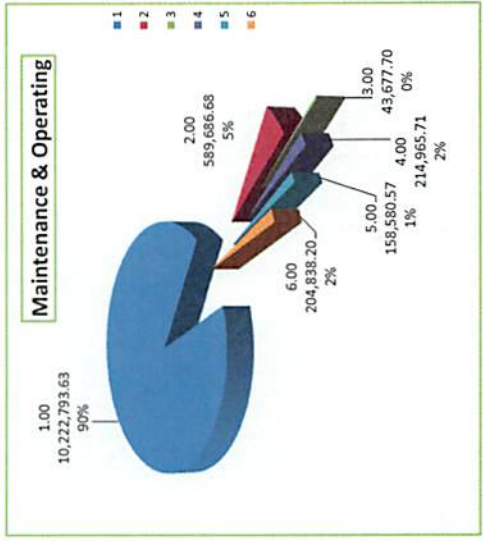
**GILLESPIE COUNTY, TEXAS**  
**STATEMENT OF**  
**Receipts, Disbursements, Electronic Funds Transfers, Payroll, Interfund Allocations, Adjustments, and Time Investments**  
**of County Funds Managed by County Treasurer**

For the Period Ended November 30, 2015

For Current Account Period	Cash Balance as of 10.31.2015	Receipts	Disbursements	Electronic Fund Transfers	Payroll	Total Disbursements	Interfund Allocations In	Interfund Allocations Out	FY2016 Adjustments	FY2015 YE Adjustments	Cash Balances as of 11.30.2015	Time Investments	Adjusted Cash Balance as of 11.30.2015	For Current Account Period
<b>GENERAL and ROAD &amp; BRIDGE ... Maintenance &amp; Operating Funds</b>														
F10 General	9,889,848.92	1,301,673.57	467,967.97	231,210.27	269,550.62	968,728.86					10,222,793.63	5,050,000.00	5,172,793.63	F10 General
<b>Road &amp; Bridge Funds</b>														
F15 County Wide	406,737.37	198,521.46	13,300.62		2,271.53	15,572.15					589,686.68		589,686.68	F15 County Wide
F16 Precinct No 1	104,498.54	10.20	44,970.23		15,860.81	60,831.04					43,677.70		43,677.70	F16 Precinct No 1
F17 Precinct No 2	233,806.49	39.69	3,982.03		14,898.44	18,880.47					214,965.71		214,965.71	F17 Precinct No 2
F18 Precinct No 3	196,392.80	29.59	19,305.60		18,536.22	37,841.82					158,580.57		158,580.57	F18 Precinct No 3
F19 Precinct No 4	233,494.95	37.88	11,292.27		17,402.36	28,694.63					204,838.20		204,838.20	F19 Precinct No 4
Sub-Total RSB	1,174,930.15	198,638.82	92,850.75	0.00	66,969.36	161,820.11	0.00	0.00	0.00	0.00	1,211,748.86	0.00	1,211,748.86	Sub-Total RSB
Sub-Totals General / Road & Bridge ... Maintenance & Operating Funds	11,064,779.07	1,600,312.39	560,818.72	231,210.27	338,519.98	1,130,548.97	0.00	0.00	0.00	0.00	11,434,542.49	5,050,000.00	6,384,542.49	Sub-Totals General / Road & Bridge ... Maintenance & Operating Funds

**Maintenance & Operating**  
Cash Balances by Fund  
As of November 30, 2015

- 10,222,793.63 General Fund
- 589,686.68 F15 County Wide
- 43,677.70 F16 Precinct No 1
- 214,965.71 F17 Precinct No 2
- 158,580.57 F18 Precinct No 3
- 204,838.20 F19 Precinct No 4
- 11,434,542.49



**GILLESPIE COUNTY, TEXAS**  
**STATEMENT OF**  
**Receipts, Disbursements, Electronic Funds Transfers, Payroll, Interfund Allocations, Adjustments, and Time Investments**  
**of County Funds Managed by County Treasurer**

For the Period Ended November 30, 2015

For Current Account Period	Cash Balance as of 10.31.2015	Receipts	Disbursements	Electronic Fund Transfers	Payroll	Total Disbursements	Interfund Allocations In	Interfund Allocations Out	FY2016 Adjustments	FY2015 YE Adjustments	Cash Balances as of 11.30.2015	Time Investments	Adjusted Cash Balance as of 11.30.2015	For Current Account Period
<b>SPECIAL REVENUE</b>														
F20 Law Library	9,047.08		639.00			639.00					8,408.08		8,408.08	F20 Law Library
F21 Lateral Road Precinct Depts														F21 Lateral Road Precinct Depts
Precinct No 1	13,291.39					0.00					13,291.39		13,291.39	Precinct No 1
Precinct No 2	6,658.22					0.00					6,658.22		6,658.22	Precinct No 2
Precinct No 3	6,658.22					0.00					6,658.22		6,658.22	Precinct No 3
Precinct No 4	6,658.22					0.00					6,658.22		6,658.22	Precinct No 4
F24 Probate	30,002.57					0.00					30,002.57		30,002.57	F24 Probate
F25 Court Reporter	1,037.22					0.00					1,037.22		1,037.22	F25 Court Reporter
F28 County Records Mgmt	92,487.97					0.00					92,487.97		92,487.97	F28 County Records Mgmt
F29 County Clerk Records Mgmt	107,295.82				1,969.20	1,969.20					105,326.62		105,326.62	F29 County Clerk Records Mgmt
F30 Sheriff Forfeiture	37,634.47	372.44				0.00					38,006.91		38,006.91	F30 Sheriff Forfeiture
F93 Sheriff Abandoned Vehicle	1,201.82	0.21				0.00					1,202.03		1,202.03	F93 Sheriff Abandoned Vehicle
F31 Justice Court Bldg Security	29,700.47					0.00					29,700.47		29,700.47	F31 Justice Court Bldg Security
F32 Courthouse Security	1,803.92				1,672.40	1,672.40					131.52		131.52	F32 Courthouse Security
F34 District Clerk Records Mgmt	7,349.18					0.00					7,349.18		7,349.18	F34 District Clerk Records Mgmt
F35 County & District Courts Technology	17,206.57					0.00					17,206.57		17,206.57	F35 County & District Courts Technology
F36 Occupancy Tax	607,620.41	21,187.78	150,829.00			150,829.00					477,979.19		477,979.19	F36 Occupancy Tax
F37 Pretrial Intervention	123,025.71					0.00					123,025.71		123,025.71	F37 Pretrial Intervention
F51 Justice Court Technology	112,847.35					0.00					112,847.35		112,847.35	F51 Justice Court Technology
F72 Airport Operating	1,054,254.96	10,890.80	29,624.00		5,542.41	35,166.41					1,029,979.35		1,029,979.35	F72 Airport Operating
F78 LEOSE -Sheriff	4,028.28					0.00					4,028.28		4,028.28	F78 LEOSE -Sheriff
F79 LEOSE- Constable 1	8,038.15					0.00					8,038.15		8,038.15	F79 LEOSE- Constable 1
F82 LEOSE-Constable 2	5,984.48					0.00					5,984.48		5,984.48	F82 LEOSE-Constable 2
F81 Tax Assessor-M V I	106.75					0.00					106.75		106.75	F81 Tax Assessor-M V I
F40 Sheriff Equitable Sharing	1,202.28	0.21				0.00					1,202.49		1,202.49	F40 Sheriff Equitable Sharing
<b>Sub-Totals Special Revenue</b>	<b>2,285,141.51</b>	<b>32,451.44</b>	<b>181,092.00</b>	<b>0.00</b>	<b>9,184.01</b>	<b>190,276.01</b>	<b>0.00</b>	<b>0.00</b>	<b>0.00</b>	<b>0.00</b>	<b>2,127,316.94</b>	<b>0.00</b>	<b>2,127,316.94</b>	<b>Sub-Totals Special Revenue</b>



**GILLESPIE COUNTY, TEXAS**  
**STATEMENT OF**  
**Receipts, Disbursements, Electronic Funds Transfers, Payroll, Interfund Allocations, Adjustments, and Time Investments**  
**of County Funds Managed by County Treasurer**

For the Period Ended November 30, 2015

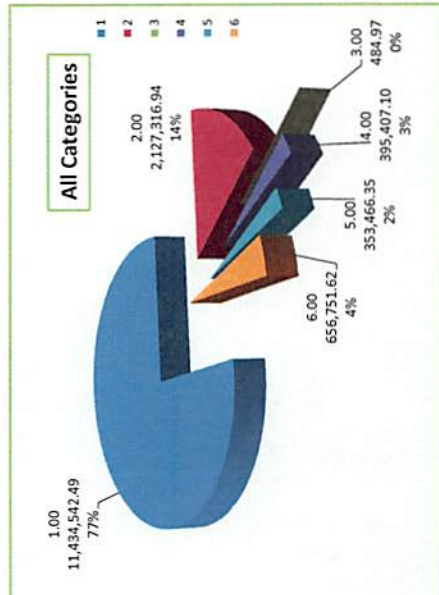
For Current Account Period	Cash Balance as of 10.31.2015	Receipts	Disbursements	Electronic Fund Transfers	Payroll	Total Disbursements	Interfund Allocations In	Interfund Allocations Out	FY2016 Adjustments	FY2015 YE Adjustments	Cash Balances as of 11.30.2015	Time Investments	Adjusted Cash Balance as of 11.30.2015	For Current Account Period
<b>SPECIAL REVENUE ... GRANTS</b>														
F11 Grants ... General - Energy Efficiency	0.00					0.00					0.00		0.00	F11 Grants ... General - Energy Efficiency
F11 Grants ... Law Enforcement, Emergency Services P25 Compliant Radio	0.00					0.00					0.00		0.00	F11 Grants ... Law Enforcement, Emergency Services P25 Compliant Radio
F54 PML ... Loan Star Grant	258.39					0.00					258.39		258.39	F54 PML ... Loan Star Grant
F54 PML ... PAC-HUG Grant	211.40					0.00					211.40		211.40	F54 PML ... PAC-HUG Grant
F71 Airport Capital Project Grant	15.18					0.00					15.18		15.18	F71 Airport Capital Project Grant
<b>Sub-Totals Special Revenue ... Grants</b>	<b>484.97</b>	<b>0.00</b>	<b>0.00</b>	<b>0.00</b>	<b>0.00</b>	<b>0.00</b>	<b>0.00</b>	<b>0.00</b>	<b>0.00</b>	<b>0.00</b>	<b>484.97</b>	<b>0.00</b>	<b>484.97</b>	<b>Sub-Totals Special Revenue ... Grants</b>
<b>CERTIFICATES OF OBLIGATION BONDS and GENERAL OBLIGATION BONDS ... Project Operating Accounts</b>														
F61 GOB Series 2013 ... Jail Project	491,514.74	88.62	96,196.26			96,196.26					395,407.10		395,407.10	F61 GOB Series 2013 ... Jail Project
<b>Sub-Totals COB ... GOB Operating</b>	<b>491,514.74</b>	<b>88.62</b>	<b>96,196.26</b>	<b>0.00</b>	<b>0.00</b>	<b>96,196.26</b>	<b>0.00</b>	<b>0.00</b>	<b>0.00</b>	<b>0.00</b>	<b>395,407.10</b>	<b>0.00</b>	<b>395,407.10</b>	<b>Sub-Totals COB ... GOB Operating</b>
<b>CERTIFICATES OF OBLIGATION BONDS and GENERAL OBLIGATION BONDS ... Interest &amp; Sinking Accounts</b>														
F62 GOB Series 2013 ... Interest & Sinking	186,743.01	121,058.33				0.00					307,801.34		307,801.34	F62 GOB Series 2013 ... Interest & Sinking
F53 COB Series 2001 / GOB Refunding Series 2013 ... Interest & Sinking	24,276.03	21,388.98				0.00					45,665.01		45,665.01	F53 COB Series 2001 / GOB Refunding Series 2013 ... Interest & Sinking
<b>Sub-Totals COB ... GOB I&amp;S</b>	<b>211,019.04</b>	<b>142,447.31</b>	<b>0.00</b>	<b>0.00</b>	<b>0.00</b>	<b>0.00</b>	<b>0.00</b>	<b>0.00</b>	<b>0.00</b>	<b>0.00</b>	<b>353,466.35</b>	<b>0.00</b>	<b>353,466.35</b>	<b>Sub-Totals COB ... GOB I&amp;S</b>



## GILLESPIE COUNTY, TEXAS STATEMENT OF Receipts, Disbursements, Electronic Funds Transfers, Payroll, Interfund Allocations, Adjustments, and Time Investments of County Funds Managed by County Treasurer

For the Period Ended November 30, 2015

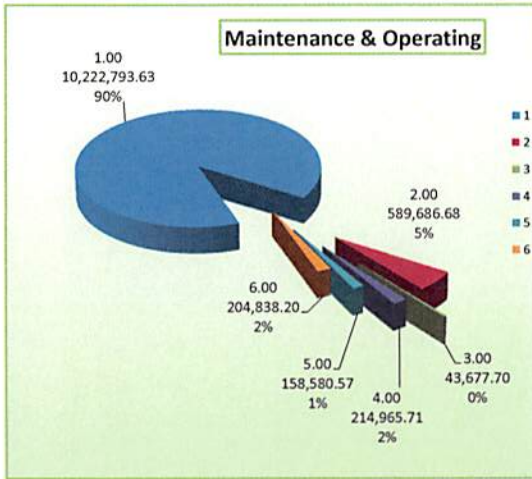
For Current Account Period	Cash Balance as of 10.31.2015	Receipts	Disbursements	Electronic Fund Transfers	Payroll	Total Disbursements	Interfund Allocations In	Interfund Allocations Out	FY2016 Adjustments	FY2015 YE Adjustments	Cash Balances as of 11.30.2015	Time Investments	Adjusted Cash Balance as of 11.30.2015	For Current Account Period
<b>TRUST and AGENCY</b>														
F22 Criminal Justice	960.00	756.00				0.00					1,716.00		1,716.00	F22 Criminal Justice
F27 Waste Water	330.00	220.00				0.00					550.00		550.00	F27 Waste Water
F80 County Attorney Hot Check	9,619.79	2,044.79	1,000.51			1,000.51					10,664.07		10,664.07	F80 County Attorney Hot Check
F89 McDermott (PML)	138,745.98	24.85				0.00					138,770.83		138,770.83	F89 McDermott (PML)
F92 Breiten (PML)	206,613.01	37.02				0.00					206,650.03		206,650.03	F92 Breiten (PML)
F85 Justice Of Peace 1	39,702.92	20,644.80	94.50			94.50					60,253.22		60,253.22	F85 Justice Of Peace 1
F86 Justice Of Peace 2	20,848.57	18,793.22				0.00					39,641.79		39,641.79	F86 Justice Of Peace 2
F83 Appellate Judicial	0.00	0.04				0.00					0.04		0.04	F83 Appellate Judicial
F84 Alternative Dispute Resolution	0.00					0.00					0.00		0.00	F84 Alternative Dispute Resolution
F90 Unclaimed Monies	54,211.45					0.00					54,211.45		54,211.45	F90 Unclaimed Monies
F94 County Clerk Operating	44,815.98	37,094.53				0.00					81,910.51		81,910.51	F94 County Clerk Operating
F95 District Clerk Operating	47,813.09	21,451.37	6,880.78			6,880.78					62,383.68		62,383.68	F95 District Clerk Operating
<b>Sub-Totals Trust and Agency</b>	<b>563,660.79</b>	<b>101,066.62</b>	<b>7,976.79</b>	<b>0.00</b>	<b>0.00</b>	<b>7,976.79</b>	<b>0.00</b>	<b>0.00</b>	<b>0.00</b>	<b>0.00</b>	<b>656,751.62</b>	<b>0.00</b>	<b>656,751.62</b>	<b>Sub-Totals Trust and Agency</b>
<b>TOTALS ALL FUNDS</b>														
	14,616,600.12	1,776,386.38	848,082.77	231,210.27	347,703.99	1,424,997.03	0.00	0.00	0.00	0.00	14,967,969.47	5,050,000.00	9,917,969.47	TOTALS ALL FUNDS



**GILLESPIE COUNTY, TEXAS**  
**STATEMENT OF**  
**Receipts, Disbursements, Electronic Funds Transfers, Payroll, Interfund Allocations, Adjustments, and Time Investments**  
**of County Funds Managed by County Treasurer**

**Fiscal Year to Date as of Period Ended November 30, 2015**

For Current Account Period	Cash Balance as of 09.30.2015	Receipts	Disbursements	Electronic Fund Transfers	Payroll	Total Disbursements	Interfund Allocations In	Interfund Allocations Out	FY2016 Adjustments	FY2015 YE Adjustments	Cash Balances as of 11.30.2015	Time Investments	Adjusted Cash Balance as of 11.30.2015	For Current Account Period
<b>GENERAL and ROAD &amp; BRIDGE ... Maintenance &amp; Operating Funds</b>														<b>GENERAL and ROAD &amp; BRIDGE ... Maintenance &amp; Operating Funds</b>
F10 General	10,425,972.66	1,732,372.60	946,786.62	454,681.08	534,083.93	1,935,551.63					10,222,793.63	5,050,000.00	5,172,793.63	F10 General
<b>Road &amp; Bridge Funds</b>														<b>Road &amp; Bridge Funds</b>
F15 County Wide	341,842.65	276,409.74	23,974.93		4,590.78	28,565.71					589,686.68		589,686.68	F15 County Wide
F16 Precinct No 1	268,572.55	31.85	180,268.23		44,658.47	224,926.70					43,677.70		43,677.70	F16 Precinct No 1
F17 Precinct No 2	267,713.97	82.49	27,387.99		25,442.76	52,830.75					214,965.71		214,965.71	F17 Precinct No 2
F18 Precinct No 3	268,676.90	66.07	77,427.50		32,734.90	110,162.40					158,580.57		158,580.57	F18 Precinct No 3
F19 Precinct No 4	269,015.94	80.59	34,143.87		30,114.46	64,258.33					204,838.20		204,838.20	F19 Precinct No 4
Sub-Total R&B	1,415,822.01	276,670.74	343,202.52	0.00	137,541.37	480,743.89	0.00	0.00	0.00	0.00	1,211,748.86	0.00	1,211,748.86	Sub-Total R&B
<b>Sub-Totals General / Road &amp; Bridge ... Maintenance &amp; Operating Funds</b>	<b>11,841,794.67</b>	<b>2,009,043.34</b>	<b>1,289,989.14</b>	<b>454,681.08</b>	<b>671,625.30</b>	<b>2,416,295.52</b>	<b>0.00</b>	<b>0.00</b>	<b>0.00</b>	<b>0.00</b>	<b>11,434,542.49</b>	<b>5,050,000.00</b>	<b>6,384,542.49</b>	<b>Sub-Totals General / Road &amp; Bridge ... Maintenance &amp; Operating Funds</b>



1	10,222,793.63	General Fund
2	589,686.68	F15 County Wide
3	43,677.70	F16 Precinct No 1
4	214,965.71	F17 Precinct No 2
5	158,580.57	F18 Precinct No 3
6	204,838.20	F19 Precinct No 4
<b>Total</b>	<b>11,434,542.49</b>	



**GILLESPIE COUNTY, TEXAS**  
**STATEMENT OF**  
**Receipts, Disbursements, Electronic Funds Transfers, Payroll, Interfund Allocations, Adjustments, and Time Investments**  
**of County Funds Managed by County Treasurer**

Fiscal Year to Date as of Period Ended November 30, 2015

For Current Account Period	Cash Balance as of 09.30.2015	Receipts	Disbursements	Electronic Fund Transfers	Payroll	Total Disbursements	Interfund Allocations In	Interfund Allocations Out	FY2016 Adjustments	FY2015 YE Adjustments	Cash Balances as of 11.30.2015	Time Investments	Adjusted Cash Balance as of 11.30.2015	For Current Account Period
<b>SPECIAL REVENUE</b>														
F20 Law Library	7,760.46	1,749.12	1,101.50			1,101.50					8,408.08		8,408.08	F20 Law Library
F21 Lateral Road Precinct Depts														F21 Lateral Road Precinct Depts
Precinct No 1	6,633.18	6,658.21				0.00					13,291.39		13,291.39	Precinct No 1
Precinct No 2	0.00	6,658.22				0.00					6,658.22		6,658.22	Precinct No 2
Precinct No 3	0.00	6,658.22				0.00					6,658.22		6,658.22	Precinct No 3
Precinct No 4	0.00	6,658.22				0.00					6,658.22		6,658.22	Precinct No 4
F24 Probate	29,772.98	229.59				0.00					30,002.57		30,002.57	F24 Probate
F25 Court Reporter	467.33	569.89				0.00					1,037.22		1,037.22	F25 Court Reporter
F28 County Records Mgmt	91,506.18	981.79				0.00					92,487.97		92,487.97	F28 County Records Mgmt
F29 County Clerk Records Mgmt	103,515.09	5,694.28	2.05		3,880.70	3,882.75					105,326.62		105,326.62	F29 County Clerk Records Mgmt
F30 Sheriff Forfeiture	37,627.93	378.98				0.00					38,006.91		38,006.91	F30 Sheriff Forfeiture
F93 Sheriff Abandoned Vehicle	1,201.61	0.42				0.00					1,202.03		1,202.03	F93 Sheriff Abandoned Vehicle
F31 Justice Court Bldg Security	29,522.59	177.88				0.00					29,700.47		29,700.47	F31 Justice Court Bldg Security
F32 Courthouse Security	2,097.39	1,449.41	1.87		3,413.41	3,415.28					131.52		131.52	F32 Courthouse Security
F34 District Clerk Records Mgmt	7,114.22	234.96				0.00					7,349.18		7,349.18	F34 District Clerk Records Mgmt
F35 County & District Courts Technology	16,756.67	449.90				0.00					17,206.57		17,206.57	F35 County & District Courts Technology
F36 Occupancy Tax	538,177.10	90,631.09	150,829.00			150,829.00					477,979.19		477,979.19	F36 Occupancy Tax
F37 Pretrial Intervention	123,025.71					0.00					123,025.71		123,025.71	F37 Pretrial Intervention
F51 Justice Court Technology	112,119.89	727.46				0.00					112,847.35		112,847.35	F51 Justice Court Technology
F72 Airport Operating	1,037,772.61	41,117.28	37,952.23		10,958.31	48,910.54					1,029,979.35		1,029,979.35	F72 Airport Operating
F78 LEOSE -Sheriff	4,028.28					0.00					4,028.28		4,028.28	F78 LEOSE -Sheriff
F79 LEOSE- Constable 1	8,038.15					0.00					8,038.15		8,038.15	F79 LEOSE- Constable 1
F82 LEOSE-Constable 2	5,984.48					0.00					5,984.48		5,984.48	F82 LEOSE-Constable 2
F81 Tax Assessor-M V I	106.75					0.00					106.75		106.75	F81 Tax Assessor-M V I
F40 Sheriff Equitable Sharing	1,202.07	0.42				0.00					1,202.49		1,202.49	F40 Sheriff Equitable Sharing
<b>Sub-Totals Special Revenue</b>	<b>2,164,430.67</b>	<b>171,025.34</b>	<b>189,886.65</b>	<b>0.00</b>	<b>18,252.42</b>	<b>208,139.07</b>	<b>0.00</b>	<b>0.00</b>	<b>0.00</b>	<b>0.00</b>	<b>2,127,316.94</b>	<b>0.00</b>	<b>2,127,316.94</b>	<b>Sub-Totals Special Revenue</b>



**GILLESPIE COUNTY, TEXAS  
STATEMENT OF  
Receipts, Disbursements, Electronic Funds Transfers, Payroll, Interfund Allocations, Adjustments, and Time Investments  
of County Funds Managed by County Treasurer**

Fiscal Year to Date as of Period Ended November 30, 2015

For Current Account Period	Cash Balance as of 09.30.2015	Receipts	Disbursements	Electronic Fund Transfers	Payroll	Total Disbursements	Interfund Allocations In	Interfund Allocations Out	FY2016 Adjustments	FY2015 YE Adjustments	Cash Balances as of 11.30.2015	Time Investments	Adjusted Cash Balance as of 11.30.2015	For Current Account Period
-------------------------------	--	----------	---------------	------------------------------	---------	------------------------	--------------------------------	---------------------------------	-----------------------	-----------------------------	---	---------------------	---	-------------------------------

SPECIAL REVENUE ... GRANTS														
F11 Grants ... General - Energy Efficiency	0.00					0.00					0.00		0.00	F11 Grants ... General - Energy Efficiency
F11 Grants ... Law Enforcement, Emergency Services P25 Compliant Radio	0.00					0.00					0.00		0.00	F11 Grants ... Law Enforcement, Emergency Services P25 Compliant Radio
F54 PML .. Loan Star Grant	258.39					0.00					258.39		258.39	F54 PML .. Loan Star Grant
F54 PML .. PAC-HUG Grant	211.40					0.00					211.40		211.40	F54 PML .. PAC-HUG Grant
F71 Airport Capital Project Grant	15.18					0.00					15.18		15.18	F71 Airport Capital Project Grant
<b>Sub-Totals Special Revenue ... Grants</b>	<b>484.97</b>	<b>0.00</b>	<b>0.00</b>	<b>0.00</b>	<b>0.00</b>	<b>0.00</b>	<b>0.00</b>	<b>0.00</b>	<b>0.00</b>	<b>0.00</b>	<b>484.97</b>	<b>0.00</b>	<b>484.97</b>	<b>Sub-Totals Special Revenue ... Grants</b>

CERTIFICATES OF OBLIGATION BONDS and GENERAL OBLIGATION BONDS ... Project Operating Accounts														
F61 GOB Series 2013 ... Jail Project	491,873.19	179.31	96,645.40			96,645.40					395,407.10		395,407.10	F61 GOB Series 2013 ... Jail Project
<b>Sub-Totals COB ... GOB Operating</b>	<b>491,873.19</b>	<b>179.31</b>	<b>96,645.40</b>	<b>0.00</b>	<b>0.00</b>	<b>96,645.40</b>	<b>0.00</b>	<b>0.00</b>	<b>0.00</b>	<b>0.00</b>	<b>395,407.10</b>	<b>0.00</b>	<b>395,407.10</b>	<b>Sub-Totals COB ... GOB Operating</b>

CERTIFICATES OF OBLIGATION BONDS and GENERAL OBLIGATION BONDS ... Interest & Sinking Accounts														
F62 GOB Series 2013 ... Interest & Sinking	176,091.44	131,709.90				0.00					307,801.34		307,801.34	F62 GOB Series 2013 ... Interest & Sinking
F53 COB Series 2001 / GOB Refunding Series 2013 ... Interest & Sinking	22,393.57	23,271.44				0.00					45,665.01		45,665.01	F53 COB Series 2001 / GOB Refunding Series 2013 ... Interest & Sinking
<b>Sub-Totals COB ... GOB I&amp;S</b>	<b>198,485.01</b>	<b>154,981.34</b>	<b>0.00</b>	<b>0.00</b>	<b>0.00</b>	<b>0.00</b>	<b>0.00</b>	<b>0.00</b>	<b>0.00</b>	<b>0.00</b>	<b>353,466.35</b>	<b>0.00</b>	<b>353,466.35</b>	<b>Sub-Totals COB ... GOB I&amp;S</b>

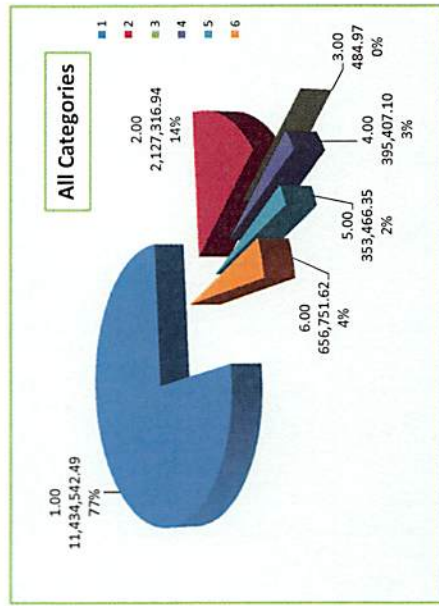


**GILLESPIE COUNTY, TEXAS**  
**STATEMENT OF**  
**Receipts, Disbursements, Electronic Funds Transfers, Payroll, Interfund Allocations, Adjustments, and Time Investments**  
**of County Funds Managed by County Treasurer**

Fiscal Year to Date as of Period Ended November 30, 2015

For Current Account Period	Cash Balance as of 09.30.2015	Receipts	Disbursements	Electronic Fund Transfers	Payroll	Total Disbursements	Interfund Allocations In	Interfund Allocations Out	FY2016 Adjustments	FY2015 YE Adjustments	Cash Balances as of 11.30.2015	Time Investments	Adjusted Cash Balance as of 11.30.2015	For Current Account Period
<b>TRUST and AGENCY</b>														
F22 Criminal Justice	54,332.95	22,000.92	281.61	74,336.26		74,617.87					1,716.00		1,716.00	F22 Criminal Justice
F27 Waste Water	650.00	380.00	480.00			480.00					550.00		550.00	F27 Waste Water
F80 County Attorney Hot Check	11,784.05	8,155.26	9,275.24			9,275.24					10,664.07		10,664.07	F80 County Attorney Hot Check
F89 McDermott (PML)	138,721.86	48.97				0.00					138,770.83		138,770.83	F89 McDermott (PML)
F92 Brellen (PML)	207,231.35	73.11	654.43			654.43					206,650.03		206,650.03	F92 Brellen (PML)
F85 Justice Of Peace 1	39,391.40	43,856.64	22,994.82			22,994.82					60,253.22		60,253.22	F85 Justice Of Peace 1
F86 Justice Of Peace 2	16,066.07	39,340.76	15,765.04			15,765.04					39,641.79		39,641.79	F86 Justice Of Peace 2
F83 Appellate Judicial	777.34	249.91	1,027.21			1,027.21					0.04		0.04	F83 Appellate Judicial
F84 Alternative Dispute Resolution	2,195.50	604.76	2,800.26			2,800.26					0.00		0.00	F84 Alternative Dispute Resolution
F90 Unclaimed Monies	54,211.45					0.00					54,211.45		54,211.45	F90 Unclaimed Monies
F94 County Clerk Operating	42,645.44	80,844.51	41,579.44			41,579.44					81,910.51		81,910.51	F94 County Clerk Operating
F85 District Clerk Operating	71,669.36	43,378.63	52,664.31			52,664.31					62,383.68		62,383.68	F85 District Clerk Operating
<b>Sub-Totals Trust and Agency</b>	<b>639,676.77</b>	<b>238,933.47</b>	<b>147,522.36</b>	<b>74,336.26</b>	<b>0.00</b>	<b>221,858.62</b>	<b>0.00</b>	<b>0.00</b>	<b>0.00</b>	<b>0.00</b>	<b>656,751.62</b>	<b>0.00</b>	<b>656,751.62</b>	<b>Sub-Totals Trust and Agency</b>

TOTALS ALL FUNDS	15,336,745.28	2,574,162.80	1,724,043.55	529,017.34	689,877.72	2,942,938.61	0.00	0.00	0.00	0.00	14,967,969.47	5,050,000.00	9,917,969.47	TOTALS ALL FUNDS
---------------------	---------------	--------------	--------------	------------	------------	--------------	------	------	------	------	---------------	--------------	--------------	---------------------



**FY2015-2016  
GILLESPIE COUNTY, TEXAS  
STATEMENT OF  
Fund Cash/ Investment Balances of All County Funds Managed By County Treasurer**

FUND DESCRIPTION ACTIVE FUNDS		FY2016	FY2015	FY2014	FY2013	FY2012	FY2011	FY2010	FY2009	FY2008	FY2007	FY2006	FY2005
		As of 11.30.2015	As Of Fiscal Year Ending Date										
<b>GENERAL and ROAD &amp; BRIDGE Maintenance &amp; Operating</b>													
<b>F10</b>	<b>General Fund</b>												
	All Departments	10,222,793.63	10,425,972.66	9,427,791.73	7,929,967.87	6,382,410.44	7,099,577.50	8,058,141.42	9,262,263.41	8,857,295.99	7,871,493.01	6,391,051.39	4,764,571.70
<b>Road &amp; Bridge</b>													
F15	County Wide	589,686.68	341,842.65	378,620.01	285,411.34	269,007.62	247,933.84	231,323.63	415,645.89	590,087.10	266,135.87	214,879.76	325,631.63
F16	Precinct No 1	43,677.70	268,572.55	241,992.22	241,285.37	245,176.66	314,264.01	419,950.01	310,192.73	159,578.97	288,106.85	214,159.86	146,948.45
F17	Precinct No 2	214,965.71	267,713.97	250,708.69	263,049.77	258,790.65	290,025.28	437,336.83	225,655.61	238,217.17	214,371.88	129,291.12	143,620.74
F18	Precinct No 3	158,580.57	268,676.90	143,588.42	266,091.82	255,513.57	302,798.14	356,974.50	189,553.20	94,153.92	261,697.98	131,482.78	89,710.29
F19	Precinct No 4	204,838.20	269,015.94	228,968.64	296,509.28	242,510.97	296,473.77	334,265.94	297,466.40	205,119.63	294,441.60	144,424.27	87,076.99
	Road & Bridge Sub-Totals	1,211,748.86	1,415,822.01	1,243,877.98	1,352,347.58	1,270,999.47	1,451,495.04	1,779,850.91	1,438,513.83	1,287,156.79	1,324,754.18	834,237.79	792,988.10
<b>Sub-Totals</b>													
<b>General and Road &amp; Bridge Maintenance &amp; Operating</b>		<b>11,434,542.49</b>	<b>11,841,794.67</b>	<b>10,671,669.71</b>	<b>9,282,315.45</b>	<b>7,653,409.91</b>	<b>8,551,072.54</b>	<b>9,837,992.33</b>	<b>10,700,777.24</b>	<b>10,144,452.78</b>	<b>9,196,247.19</b>	<b>7,225,289.18</b>	<b>5,557,559.80</b>



**FY2015-2016  
GILLESPIE COUNTY, TEXAS  
STATEMENT OF  
Fund Cash/ Investment Balances of All County Funds Managed By County Treasurer**

FUND DESCRIPTION ACTIVE FUNDS		FY2016	FY2015	FY2014	FY2013	FY2012	FY2011	FY2010	FY2009	FY2008	FY2007	FY2006	FY2005
		As of 11.30.2015						As Of Fiscal Year Ending Date					
<b>SPECIAL REVENUE</b>													
F20	Law Library	8,408.08	7,760.46	13,480.79	22,378.86	28,338.91	39,192.23	43,400.98	41,852.55	42,419.59	40,079.68	36,066.66	31,284.42
F21	Lateral Road Precinct Depts									31,328.62	18,897.94	0.00	12,377.05
	Precinct No 1	13,291.39	6,633.18	0.00	0.00	0.00	0.00	0.00	0.00				
	Precinct No 2	6,658.22	0.00	0.00	0.00	0.00	0.00	0.00	0.00				
	Precinct No 3	6,658.22	0.00	0.00	0.00	0.00	0.00	0.00	0.00				
	Precinct No 4	6,658.22	0.00	0.00	0.00	0.00	0.00	0.00	0.00				
F24	Probate Training	30,002.57	29,772.98	26,340.90	23,622.04	19,141.40	16,237.87	12,211.95	9,105.91	5,897.08	3,645.71	3,765.83	3,195.83
F25	Court Reporter Service	1,037.22	467.33	236.68	2,457.15	772.43	531.72	3,586.72	3,925.99	4,749.95	4,047.90	5,121.28	5,477.58
F28	County Records Mgt	92,487.97	91,506.18	83,503.81	75,768.96	68,085.54	60,798.05	85,746.02	83,499.27	78,601.53	67,393.03	58,717.22	51,017.76
F29	County Clerk Rcds Mgt	105,326.62	103,515.09	86,517.49	60,025.77	49,201.97	50,654.52	68,198.97	73,472.48	70,443.27	82,242.00	72,150.57	72,669.38
F30	Sheriff Forfeiture	38,006.91	37,627.93	15,712.92	15,899.44	11,441.71	7,858.55	9,611.45	9,686.21	7,929.49	7,672.56	7,249.58	5,649.05
F97	Sheriff Abandoned Vehicle	1,202.03	1,201.61	1,199.37	1,197.57	1,195.50	1,193.43	1,191.12	1,188.59				
F31	Justice Court Bldg Security	29,700.47	29,522.59	27,149.25	24,171.38	21,074.90	18,274.01	14,515.70	10,916.77	7,584.19	4,002.12	1,179.63	
F32	Courthouse Security	131.52	2,097.39	12,630.03	44,053.70	71,743.76	102,026.09	130,994.24	144,526.10	135,480.79	121,098.83	107,026.56	97,568.68
F34	Distist Clerk Records Mgmt	7,349.18	7,114.22	5,630.28	5,335.50	3,698.05	5,990.38	4,439.59	2,786.99	1,052.78	1,379.12	3,360.24	2,440.00
F35	County & District Courts Technology	17,206.57	16,756.67	13,523.64	11,667.87	8,337.60	5,132.39	1,816.93					
F36	Occupacy Tax	477,979.19	538,177.10	447,100.78	390,614.91	338,673.95	308,813.75	320,237.64	317,065.36	247,888.90	119,121.10	0.00	
F37	Pretrial Intervention	123,025.71	123,025.71	123,025.71	122,525.71	114,790.71	66,662.71	28,926.64	13,800.00	7,300.00			
F51	Justice Court Technology	112,847.35	112,119.89	102,554.58	90,599.26	78,070.58	74,024.21	58,891.29	45,290.75	33,688.80	21,166.16	9,714.42	4,805.84
F72	Airport Operating	1,029,979.35	1,037,772.61	598,769.47	573,788.08	89,165.48	23,728.30	11,341.82	73,880.94	31,324.65	16,738.96	39,251.50	24,529.76
F78	LEOSE-Sheriff	4,028.28	4,028.28	2,058.58	0.00	1,126.08	4,026.08	2,976.21	7,014.12	5,446.60	4,467.33	3,818.12	2,074.71
F79	LEOSE-Constable 1	8,038.15	8,038.15	7,379.00	6,728.73	6,728.73	6,748.73	6,086.06	5,498.36	4,837.67	4,167.79	3,560.06	2,890.67
F82	LEOSE-Constable 2	5,984.48	5,984.48	6,105.88	5,455.61	5,455.61	5,455.61	5,537.84	5,421.92	4,761.23	4,091.35	3,785.87	3,116.48
F81	Tax Assessor M V I	106.75	106.75	106.75	106.75	106.75	95.92	73.66	73.66	0.00	2,290.79	2,178.41	1,833.73
F40	Sheriff Equitable Sharing	1,202.49	1,202.07	1,200.17									
	<b>Sub-Totals Special Revenue</b>	<b>2,127,316.94</b>	<b>2,164,430.67</b>	<b>1,574,226.08</b>	<b>1,476,397.29</b>	<b>917,149.66</b>	<b>797,444.55</b>	<b>809,784.83</b>	<b>849,005.97</b>	<b>720,735.14</b>	<b>522,502.37</b>	<b>356,945.95</b>	<b>320,930.94</b>



**FY2015-2016  
GILLESPIE COUNTY, TEXAS  
STATEMENT OF  
Fund Cash/ Investment Balances of All County Funds Managed By County Treasurer**

FUND DESCRIPTION ACTIVE FUNDS	FY2016	FY2015	FY2014	FY2013	FY2012	FY2011	FY2010	FY2009	FY2008	FY2007	FY2006	FY2005
----------------------------------	--------	--------	--------	--------	--------	--------	--------	--------	--------	--------	--------	--------

As of 11.30.2015

As Of Fiscal Year Ending Date

<b>SPECIAL REVENUE ... GRANTS</b>													
F11	Grants ... General - Energy Efficiency	0.00	0.00	0.00	0.00	0.00	38.98						
F11	Grants ... Law Enforcement, Emergency Services P25 Compliant Radio	0.00	0.00	75,248.14	(78,346.14)	0.00							
F54	PML...Loan Star Grant	258.39	258.39	258.39	258.39	258.39	258.39	254.04	345.29	522.91	293.50	65.12	28.36
F54	PML...PAC-HUG Grant	211.40	211.40	211.40	211.40	211.40	211.40	211.40	211.06	209.40	6,634.72	6,307.45	
F71	Airport Capital Project Grant	15.18	15.18	15.18	11,795.25								
<b>Sub-Totals</b>													
<b>Special Revenue ... Grants</b>		<b>484.97</b>	<b>484.97</b>	<b>75,733.11</b>	<b>(66,081.10)</b>	<b>469.79</b>	<b>508.77</b>	<b>465.44</b>	<b>556.35</b>	<b>732.31</b>	<b>6,928.22</b>	<b>6,372.57</b>	<b>28.36</b>

<b>CERTIFICATES OF OBLIGATION BONDS and GENERAL OBLIGATION BONDS Operating Accounts</b>													
F61	GOB Series 2013 ... Jail Project	395,407.10	491,873.19	5,249,856.00	13,952,401.46								
<b>Sub-Totals</b>													
<b>COB ... GOB Operating</b>		<b>395,407.10</b>	<b>491,873.19</b>	<b>5,249,856.00</b>	<b>13,952,401.46</b>	<b>0.00</b>	<b>0.00</b>	<b>0.00</b>	<b>0.00</b>	<b>0.00</b>	<b>0.00</b>	<b>0.00</b>	<b>0.00</b>

<b>CERTIFICATES OF OBLIGATION BONDS and GENERAL OBLIGATION BONDS Interest &amp; Sinking Accounts</b>													
F62	GOB Series 2013 ... Interest & Sinking	307,801.34	176,091.44	186,733.10	33,431.94								
F53	COB Series 2001 / GOB Refunding Series 2013 ... Interest & Sinking	45,665.01	22,393.57	30,914.07	37,851.74	30,199.42	28,061.84	2,624.28	8,069.04	82,110.37	95,558.09	31,073.48	23,260.33
<b>Sub-Totals</b>													
<b>COB ... GOB I&amp;S</b>		<b>353,466.35</b>	<b>198,485.01</b>	<b>217,647.17</b>	<b>71,283.68</b>	<b>30,199.42</b>	<b>28,061.84</b>	<b>2,624.28</b>	<b>8,069.04</b>	<b>82,110.37</b>	<b>95,558.09</b>	<b>31,073.48</b>	<b>23,260.33</b>

**FY2015-2016**  
**GILLESPIE COUNTY, TEXAS**  
**STATEMENT OF**  
**Fund Cash/ Investment Balances of All County Funds Managed By County Treasurer**

FUND DESCRIPTION ACTIVE FUNDS		FY2016	FY2015	FY2014	FY2013	FY2012	FY2011	FY2010	FY2009	FY2008	FY2007	FY2006	FY2005
		As of 11.30.2015	As Of Fiscal Year Ending Date										
<b>TRUST and AGENCY</b>													
F22	Criminal Justice	1,716.00	54,332.95	56,439.35	62,059.07	51,843.04	61,241.11	72,063.98	65,435.27	86,647.15	71,204.17	56,514.01	47,492.20
F27	Waste Water	550.00	650.00	610.00	500.00	660.00	450.00	630.00	590.00	910.00	300.00	2,500.00	1,090.00
F80	County Attorney Hot Check	10,664.07	11,784.05	11,142.69	17,676.23	21,388.16	14,191.24	6,555.71	23,288.36	13,177.74	8,791.79	9,641.14	9,240.53
F89	McDermott (PML)	138,770.83	138,721.86	144,339.67	145,002.86	144,748.09	155,460.28	157,606.59	157,267.26	155,991.94	150,937.08	143,185.65	138,423.71
F92	Breiten (PML)	206,650.03	207,231.35	213,777.98	232,518.32	242,104.78	263,175.02	295,903.52	295,266.14	292,871.78	283,381.35	374,330.42	416,034.73
F85	Justice Peace No 1	60,253.22	39,391.40	36,196.17	38,870.87	32,802.78	31,544.44	42,704.30	27,861.46	32,606.50	31,714.74	31,364.72	20,388.07
F86	Justice Peace No 2	39,641.79	16,066.07	25,655.83	23,579.31	23,495.92	25,400.31	30,650.37	26,998.27	29,161.96	34,657.77	22,634.54	22,782.46
F83	Appellate Judicial	0.04	777.34	703.81	1,315.45	1,354.03	1,180.92	1,181.94	1,075.75	1,547.53	1,154.53	1,161.47	819.50
F84	Alternative Dispute	0.00	2,195.50	720.00	1,796.86	1,493.98	2,087.71	1,840.22	1,664.85	1,697.66	2,052.55	2,024.68	6,530.00
F90	Unclaimed Monies	54,211.45	54,211.45	55,949.27	50,746.77	48,698.94	47,544.20	47,757.66	46,394.14	43,344.41	36,840.41	5,213.28	4,961.20
F94	County Clerk Operating	81,910.51	42,645.44	43,947.02	33,039.61	38,409.66	32,375.08	41,376.98					
F95	District Clerk Operating	62,383.68	71,669.36	86,979.66	41,113.16	41,651.53	48,532.38	47,975.16					
<b>Sub-Totals Trust &amp; Agency</b>		<b>656,751.62</b>	<b>639,676.77</b>	<b>676,461.45</b>	<b>648,218.51</b>	<b>648,650.91</b>	<b>683,182.69</b>	<b>746,246.43</b>	<b>645,841.50</b>	<b>657,956.67</b>	<b>621,034.39</b>	<b>648,569.91</b>	<b>667,762.40</b>
<b>TOTALS ALL ACTIVE FUNDS</b>		<b>14,967,969.47</b>	<b>15,336,745.28</b>	<b>18,465,593.52</b>	<b>25,364,535.29</b>	<b>9,249,879.69</b>	<b>10,060,270.39</b>	<b>11,397,113.31</b>	<b>12,204,250.10</b>	<b>11,605,987.27</b>	<b>10,442,270.26</b>	<b>8,268,251.09</b>	<b>6,569,541.83</b>
		FY2016 As of 11.30.2015	FY2015	FY2014	FY2013	FY2012	FY2011	FY2010	FY2009	FY2008	FY2007	FY2006	FY2005
		As Of Fiscal Year Ending Date											



**FY2015-2016  
GILLESPIE COUNTY, TEXAS  
STATEMENT OF  
Fund Cash/ Investment Balances of All County Funds Managed By County Treasurer**

FUND DESCRIPTION INACTIVE FUNDS	FY2016	FY2015	FY2014	FY2013	FY2012	FY2011	FY2010	FY2009	FY2008	FY2007	FY2006	FY2005
------------------------------------	--------	--------	--------	--------	--------	--------	--------	--------	--------	--------	--------	--------

As of 11.30.2015

As Of Fiscal Year Ending Date

INACTIVE FUNDS													
F99	Light Up The Block	0.00	3.48	3.48	3.48	3.48	3.48	73.05	90.54	47.76	0.00	0.00	
F87	Flora Eckert				0.00	0.00	2,633.35	4,511.42	6,484.28	6,274.17	5,951.99	5,682.06	
F49	Homeland Security (2)					0.00	0.00	0.00	0.00	0.00	0.00	0.00	
F50	Homeland Security					0.00	0.00	0.00	0.00	0.00	100.00	0.00	
F88	Krikorian					0.00	0.00	28,000.00	26,700.71	25,835.51	25,117.93	24,942.10	
F38	Intoxication/Drug Court					0.00	0.00	0.00	869.40				
F33	Graffiti Eradication					0.00	0.00	0.00	0.00	0.00	0.00	0.00	
F52	COB Series 2001					0.00	0.00	0.00	0.00	0.00	0.00	0.00	
F--	County Court Records Archive...							0.00	0.00	0.00	0.00	0.00	
F55	TIF Grant												
F56	1997 TCHCA-Fbg												
F74	Airport Economic												
F60	Post Office Certificates												
F26	Historical Commission												
F57	Harper-1996TCDP												
F58	Stonewall Grant #2												
F59	Stonewall Grant #1												
F91	DWI Educational												
F73	Airport Master												
F14	Internal Inventory												
<b>TOTALS ALL INACTIVE FUNDS</b>		<b>0.00</b>	<b>0.00</b>	<b>0.00</b>	<b>0.00</b>	<b>0.00</b>	<b>0.00</b>	<b>2,633.35</b>	<b>32,511.42</b>	<b>34,054.39</b>	<b>32,109.68</b>	<b>31,169.92</b>	<b>30,624.16</b>

<b>TOTALS ALL FUNDS</b>		<b>14,967,969.47</b>	<b>15,336,745.28</b>	<b>18,465,593.52</b>	<b>25,364,535.29</b>	<b>9,249,879.69</b>	<b>10,060,270.39</b>	<b>11,399,746.66</b>	<b>12,236,761.52</b>	<b>11,640,041.66</b>	<b>10,474,379.94</b>	<b>8,299,421.01</b>	<b>6,600,165.99</b>
		FY2016	FY2015	FY2014	FY2013	FY2012	FY2011	FY2010	FY2009	FY2008	FY2007	FY2006	FY2005
		As of 11.30.2015					As Of Fiscal Year Ending Date						

**GILLESPIE COUNTY, TEXAS  
STATEMENT OF  
Maintenance & Operating Accounts**

	FY2016 as of 11.30.2015	FY2015	FY2014	FY2013	FY2012	FY2011	FY2010	FY2009	FY2008	FY2007	FY2006	FY2005	FY2004
	As Of Fiscal Year Ending Date												
	Revenues Inclusive Interfund Allocations												
<b>GENERAL and ROAD &amp; BRIDGE Maintenance &amp; Operating</b>													
<b>General M&amp;O</b>													
F10 General Fund	1,732,372.60	14,328,862.53	12,755,375.08	12,660,309.58	10,657,906.95	10,270,640.00	10,012,774.28	10,028,550.21	9,924,012.18	9,490,558.36	8,835,351.86	7,552,137.53	6,694,818.95
General Fund Over/(Under) Prior Period	(12,596,489.93)	1,573,487.45	95,065.50	2,002,402.83	387,266.95	257,865.72	(15,775.93)	104,538.03	433,453.82	655,206.50	1,283,214.33	857,318.58	
General Fund Cumulative Change for Periods Shown	(4,962,446.35)	7,634,043.48	6,660,556.13	5,955,490.83	3,863,088.00	3,578,821.05	3,317,955.33	3,333,731.26	3,229,193.23	2,795,719.41	2,140,532.91	857,318.58	
<b>Road &amp; Bridge M&amp;O</b>													
F15 County Wide	276,409.74	2,505,423.71	2,340,392.13	2,406,186.26	2,332,689.79	2,238,480.99	2,655,743.60	2,455,013.90	2,407,977.22	1,729,457.34	1,503,999.95	1,460,739.18	1,803,469.90
F16 Precinct No 1	31.85	553,250.36	562,311.15	535,823.96	495,287.80	435,659.70	744,672.18	777,666.49	466,454.42	389,503.85	464,726.41	353,441.58	363,007.70
F17 Precinct No 2	82.49	501,916.42	470,090.32	458,483.76	393,971.07	360,599.55	696,129.62	488,100.77	437,920.95	414,722.93	340,778.11	382,243.78	249,193.16
F18 Precinct No 3	66.07	835,249.40	653,606.04	774,237.93	893,200.46	815,249.25	827,083.23	773,976.99	580,570.58	415,908.20	451,128.21	381,907.46	446,687.99
F19 Precinct No 4	80.59	518,659.61	444,169.11	503,497.57	395,510.13	490,546.26	554,193.35	558,733.58	486,036.38	388,009.34	303,825.82	350,971.44	248,722.06
Sub-Total R&B	276,670.74	4,914,499.50	4,470,568.75	4,678,229.48	4,510,659.25	4,340,535.75	5,477,821.98	5,053,491.73	4,378,959.55	3,337,601.66	3,064,458.50	2,929,303.44	3,111,080.81
Road & Bridge Over/(Under) Prior Period	(4,637,828.76)	443,930.75	(207,660.73)	167,570.23	176,123.50	(1,137,286.23)	424,330.25	674,532.18	1,041,357.89	273,143.16	135,155.06	(181,777.37)	
Road & Bridge Cumulative Change for Periods Shown	(2,834,410.07)	1,803,418.69	1,359,487.84	1,567,148.67	1,399,578.44	1,229,454.84	2,366,741.17	1,942,410.92	1,267,818.74	226,320.83	(46,822.31)	(181,777.37)	
<b>Overall Totals General / Road &amp; Bridge M&amp;O</b>	2,009,043.34	19,243,362.03	17,225,943.83	17,338,539.06	15,168,566.20	14,611,175.75	15,490,596.26	15,082,041.94	14,302,971.73	12,828,160.02	11,899,810.36	10,481,440.97	9,895,899.76
Overall Over/(Under) Prior Period	(17,234,318.69)	2,017,418.20	(112,565.23)	2,169,972.86	557,390.45	(879,420.51)	408,554.32	779,070.21	1,474,811.71	928,348.66	1,418,369.39	675,541.21	
Overall Cumulative Change for Periods Shown	(7,796,856.42)	9,437,462.27	7,420,044.07	7,532,639.30	5,367,666.44	4,805,215.99	5,684,696.50	5,276,142.18	4,497,071.97	3,022,260.26	2,093,910.60	675,541.21	



GILLESPIE COUNTY, TEXAS  
STATEMENT OF  
Maintenance & Operating Accounts

	FY2016 as of 11.30.2015	FY2015	FY2014	FY2013	FY2012	FY2011	FY2010	FY2009	FY2008	FY2007	FY2006	FY2005	FY2004
	As Of Fiscal Year Ending Date												
GENERAL and ROAD & BRIDGE Maintenance & Operating	Expenditures Inclusive Interfund Allocations and Adjustments												
<b>General M&amp;O</b>													
F10 General Fund	1,935,551.63	13,330,681.60	11,257,551.22	11,112,752.15	11,375,074.01	11,229,203.92	11,216,896.27	9,623,582.79	8,938,209.20	8,010,116.74	7,208,872.17	7,187,414.03	6,314,580.06
General Fund Over/(Under) Prior Period	(11,395,129.97)	2,073,130.38	144,799.07	(262,321.86)	145,870.09	12,307.65	1,593,313.48	685,373.59	928,092.46	801,244.57	21,458.14	872,833.97	
General Fund Cumulative Change for Periods Shown	(4,379,028.43)	7,016,101.54	4,942,971.16	4,798,172.09	5,060,493.95	4,914,623.86	4,902,316.21	3,309,002.73	2,623,629.14	1,695,536.68	894,292.11	872,833.97	
<b>Road &amp; Bridge M&amp;O</b>													
F15 County Wide	28,565.71	2,542,201.07	2,247,183.46	2,389,782.54	2,311,616.01	2,221,870.78	2,840,065.86	2,629,455.11	2,084,025.99	1,678,201.23	1,614,751.82	1,644,613.21	1,436,802.68
F16 Precinct No 1	224,926.70	526,670.03	561,604.30	539,715.25	564,375.15	541,345.70	634,914.90	627,052.73	594,982.30	315,556.86	397,515.00	365,672.92	340,012.45
F17 Precinct No 2	52,830.75	484,911.14	482,431.40	454,224.64	425,205.70	507,911.10	484,448.40	500,662.33	414,075.66	329,642.17	355,107.73	325,596.47	313,286.90
F18 Precinct No 3	110,162.40	710,160.92	776,109.44	763,659.68	940,485.03	869,425.61	659,661.93	678,577.71	748,114.64	285,693.00	409,355.72	362,931.51	504,242.39
F19 Precinct No 4	<u>64,258.33</u>	<u>478,612.31</u>	<u>511,709.75</u>	<u>449,499.26</u>	<u>449,472.93</u>	<u>528,338.43</u>	<u>517,393.81</u>	<u>466,386.81</u>	<u>575,358.35</u>	<u>237,992.01</u>	<u>246,478.54</u>	<u>297,748.19</u>	<u>298,140.85</u>
Sub-Total R&B	480,743.89	4,742,555.47	4,579,038.35	4,596,881.37	4,691,154.82	4,668,891.62	5,136,484.90	4,902,134.69	4,416,556.94	2,847,085.27	3,023,208.81	2,996,562.30	2,892,485.27
Road & Bridge Over/(Under) Prior Period	(4,261,811.58)	163,517.12	(17,843.02)	(94,273.45)	22,263.20	(467,593.28)	234,350.21	485,577.75	1,569,471.67	(176,123.54)	26,646.51	104,077.03	
Road & Bridge Cumulative Change for Periods Shown	(2,411,741.38)	1,850,070.20	1,686,553.08	1,704,396.10	1,798,669.55	1,776,406.35	2,243,999.63	2,009,649.42	1,524,071.67	(45,400.00)	130,723.54	104,077.03	
<b>Overall Totals General / Road &amp; Bridge M&amp;O</b>	2,416,295.52	18,073,237.07	15,836,589.57	15,709,633.52	16,066,228.83	15,898,095.54	16,353,381.17	14,525,717.48	13,354,766.14	10,857,202.01	10,232,080.98	10,183,976.33	9,207,065.33
Overall Over/(Under) Prior Period	(15,656,941.55)	2,363,603.55	126,956.05	(356,595.31)	168,133.29	(455,285.63)	1,827,663.69	1,170,951.34	2,497,564.13	625,121.03	48,104.65	976,911.00	
Overall Cumulative Change for Periods Shown	(6,790,769.81)	8,866,171.74	6,629,524.24	6,502,568.19	6,859,163.50	6,691,030.21	7,146,315.84	5,318,652.15	4,147,700.81	1,650,136.68	1,025,015.65	976,911.00	

Includes FY2014 year end  
adjustment of \$75,248.14 from  
F11 Grants, Law Enforcement

GILLESPIE COUNTY, TEXAS  
STATEMENT OF  
Maintenance & Operating Accounts

		FY2016 as of 11.30.2015	FY2015	FY2014	FY2013	FY2012	FY2011	FY2010	FY2009	FY2008	FY2007	FY2006	FY2005	FY2004
		As Of Fiscal Year Ending Date												
GENERAL and ROAD & BRIDGE Maintenance & Operating		Net Change for Periods Shown Revenues Less Expenditures Inclusive Interfund Allocations and Adjustments												
<b>General M&amp;O</b>														
F10	General Fund	(203,179.03)	998,180.93	1,497,823.86	1,547,557.43	(717,167.06)	(958,563.92)	(1,204,121.99)	404,967.42	985,802.98	1,480,441.62	1,626,479.69	364,723.50	380,238.89
	<b>General Fund Over(Under) Prior Period</b>	<b>(1,201,359.96)</b>	<b>(499,642.93)</b>	<b>(49,733.57)</b>	<b>2,264,724.49</b>	<b>241,396.86</b>	<b>245,558.07</b>	<b>(1,609,089.41)</b>	<b>(580,835.56)</b>	<b>(494,638.64)</b>	<b>(148,038.07)</b>	<b>1,261,756.19</b>	<b>(15,515.39)</b>	
	<b>General Fund Cumulative Change for Periods Shown</b>	<b>(583,417.92)</b>	<b>617,942.04</b>	<b>1,117,584.97</b>	<b>1,167,318.54</b>	<b>(1,097,405.95)</b>	<b>(1,338,802.81)</b>	<b>(1,584,360.88)</b>	<b>24,728.53</b>	<b>605,564.09</b>	<b>1,100,202.73</b>	<b>1,246,240.80</b>	<b>(15,515.39)</b>	
<b>Road &amp; Bridge M&amp;O</b>														
F15	County Wide	247,844.03	(36,777.36)	93,208.67	16,403.72	21,073.78	16,610.21	(184,322.26)	(174,441.21)	323,951.23	51,256.11	(110,751.87)	(183,874.03)	366,667.22
F16	Precinct No 1	(224,894.85)	26,580.33	706.85	(3,891.29)	(69,087.35)	(105,686.00)	109,757.28	150,613.76	(128,527.88)	73,946.99	67,211.41	(12,231.34)	22,995.25
F17	Precinct No 2	(52,748.26)	17,005.28	(12,341.08)	4,259.12	(31,234.63)	(147,311.55)	211,681.22	(12,561.56)	23,845.29	85,080.76	(14,329.62)	56,647.31	(64,093.74)
F18	Precinct No 3	(110,096.33)	125,088.48	(122,503.40)	10,578.25	(47,284.57)	(54,176.36)	167,421.30	95,399.28	(167,544.06)	130,215.20	41,772.49	18,975.95	(57,554.40)
F19	Precinct No 4	<u>(64,177.74)</u>	<u>40,047.30</u>	<u>(67,540.64)</u>	<u>53,998.31</u>	<u>(53,962.80)</u>	<u>(37,792.17)</u>	<u>36,799.54</u>	<u>92,346.77</u>	<u>(89,321.97)</u>	<u>150,017.33</u>	<u>57,347.28</u>	<u>53,223.25</u>	<u>(49,418.79)</u>
	Sub-Total R&B	(204,073.15)	171,944.03	(108,469.60)	81,348.11	(180,495.57)	(328,355.87)	341,337.08	151,357.04	(37,597.39)	490,516.39	41,249.69	(67,258.86)	218,595.54
	<b>Road &amp; Bridge Over(Under) Prior Period</b>	<b>(376,017.18)</b>	<b>280,413.63</b>	<b>(189,817.71)</b>	<b>261,843.68</b>	<b>147,860.30</b>	<b>(669,692.95)</b>	<b>189,980.04</b>	<b>188,954.43</b>	<b>(528,113.78)</b>	<b>449,266.70</b>	<b>108,508.55</b>	<b>(285,854.40)</b>	
	<b>Road &amp; Bridge Cumulative Change for Periods Shown</b>	<b>(422,668.69)</b>	<b>(46,651.51)</b>	<b>(327,065.14)</b>	<b>(137,247.43)</b>	<b>(399,091.11)</b>	<b>(546,951.41)</b>	<b>122,741.54</b>	<b>(67,238.50)</b>	<b>(256,192.93)</b>	<b>271,920.85</b>	<b>(177,345.85)</b>	<b>(285,854.40)</b>	
<b>Overall Totals</b>														
<b>General / Road &amp; Bridge M&amp;O</b>		<b>(407,252.18)</b>	<b>1,170,124.96</b>	<b>1,389,354.26</b>	<b>1,628,905.54</b>	<b>(897,662.63)</b>	<b>(1,286,919.79)</b>	<b>(862,784.91)</b>	<b>556,324.46</b>	<b>948,205.59</b>	<b>1,970,958.01</b>	<b>1,667,729.38</b>	<b>297,464.64</b>	<b>598,834.43</b>
	<b>Overall Over(Under) Prior Period</b>	<b>(1,577,377.14)</b>	<b>(219,229.30)</b>	<b>(239,551.28)</b>	<b>2,526,568.17</b>	<b>389,257.16</b>	<b>(424,134.88)</b>	<b>(1,419,109.37)</b>	<b>(391,881.13)</b>	<b>(1,022,752.42)</b>	<b>303,228.63</b>	<b>1,370,264.74</b>	<b>(301,369.79)</b>	
	<b>Overall Cumulative Change for Periods Shown</b>	<b>(1,006,086.61)</b>	<b>571,290.53</b>	<b>790,519.83</b>	<b>1,030,071.11</b>	<b>(1,496,497.06)</b>	<b>(1,885,754.22)</b>	<b>(1,461,819.34)</b>	<b>(42,509.97)</b>	<b>349,371.16</b>	<b>1,372,123.58</b>	<b>1,068,894.95</b>	<b>(301,369.79)</b>	



GILLESPIE COUNTY, TEXAS  
STATEMENT OF  
Maintenance & Operating Accounts

	FY2016	FY2015	FY2014	FY2013	FY2012	FY2011	FY2010	FY2009	FY2008	FY2007	FY2006	FY2005	FY2004
GENERAL and ROAD & BRIDGE Maintenance & Operating	11,302,015												
F10 General Fund	10,222,793.63	10,425,972.66	9,427,791.73	7,929,967.87	6,382,410.44	7,099,577.50	8,058,141.42	9,262,263.41	8,857,295.99	7,871,493.01	6,391,051.39	4,764,571.70	4,399,848.20
General Fund	(203,179.03)	998,180.93	1,497,823.86	1,547,557.43	(717,167.06)	(958,563.92)	(1,204,121.99)	404,967.42	985,802.98	1,480,441.62	1,626,479.69	364,723.50	
Change for Periods Cumulative	5,822,945.43	6,026,124.46	5,027,943.53	3,530,119.67	1,982,562.24	2,699,729.30	3,658,293.22	4,862,415.21	4,457,447.79	3,471,644.81	1,991,203.19	364,723.50	
General Fund	(204,073.15)	171,944.03	(108,469.60)	81,348.11	(180,495.57)	(328,355.87)	341,337.08	151,357.04	426,909.83	464,507.22	(26,009.17)	(67,258.86)	
Road & Bridge	1,211,748.86	1,415,822.01	1,243,877.98	1,352,347.58	1,270,999.47	1,451,495.04	1,779,850.91	1,438,513.83	1,287,156.79	1,324,754.18	834,237.79	792,988.10	860,248.96
Sub-Total R&B	204,838.20	269,015.94	228,968.64	296,509.28	242,510.97	296,473.77	334,265.94	297,466.40	205,119.63	294,441.60	144,424.27	87,076.99	33,853.74
F19 Precinct No 4	158,580.57	268,676.90	143,588.42	266,091.82	255,513.57	302,798.14	356,974.50	189,553.20	94,153.92	261,697.98	131,482.78	89,710.29	70,734.34
F18 Precinct No 3	214,965.71	267,713.97	250,708.69	263,049.77	258,790.65	290,025.28	437,336.83	225,665.61	238,217.17	214,371.88	129,291.12	143,620.74	86,973.43
F17 Precinct No 2	43,677.70	268,572.55	241,992.22	241,285.37	245,176.66	314,264.01	419,950.01	310,192.73	159,578.97	288,106.85	214,159.86	146,948.45	159,179.79
F16 Precinct No 1	589,686.68	341,842.65	378,620.01	285,411.34	269,007.62	247,933.84	231,323.63	415,645.89	590,087.10	266,135.87	214,879.76	325,631.63	509,505.66
F15 County Wide	341,842.65	378,620.01	285,411.34	269,007.62	247,933.84	231,323.63	415,645.89	590,087.10	266,135.87	214,879.76	325,631.63	509,505.66	
Road & Bridge M&O	589,686.68	341,842.65	378,620.01	285,411.34	269,007.62	247,933.84	231,323.63	415,645.89	590,087.10	266,135.87	214,879.76	325,631.63	509,505.66
F16 Precinct No 1	43,677.70	268,572.55	241,992.22	241,285.37	245,176.66	314,264.01	419,950.01	310,192.73	159,578.97	288,106.85	214,159.86	146,948.45	159,179.79
F17 Precinct No 2	214,965.71	267,713.97	250,708.69	263,049.77	258,790.65	290,025.28	437,336.83	225,665.61	238,217.17	214,371.88	129,291.12	143,620.74	86,973.43
F18 Precinct No 3	158,580.57	268,676.90	143,588.42	266,091.82	255,513.57	302,798.14	356,974.50	189,553.20	94,153.92	261,697.98	131,482.78	89,710.29	70,734.34
F19 Precinct No 4	204,838.20	269,015.94	228,968.64	296,509.28	242,510.97	296,473.77	334,265.94	297,466.40	205,119.63	294,441.60	144,424.27	87,076.99	33,853.74
Sub-Total R&B	1,211,748.86	1,415,822.01	1,243,877.98	1,352,347.58	1,270,999.47	1,451,495.04	1,779,850.91	1,438,513.83	1,287,156.79	1,324,754.18	834,237.79	792,988.10	860,248.96
Road & Bridge	(204,073.15)	171,944.03	(108,469.60)	81,348.11	(180,495.57)	(328,355.87)	341,337.08	151,357.04	426,909.83	464,507.22	(26,009.17)	(67,258.86)	
Over/(Under) Prior Period	(407,252.18)	1,170,124.96	1,389,354.26	1,628,905.54	(897,662.63)	(1,286,919.79)	(862,784.91)	556,324.46	948,205.59	1,970,958.01	1,667,729.38	297,464.64	
Overall	6,174,447.33	6,581,699.51	5,411,574.55	4,022,220.29	2,993,114.75	3,290,977.38	4,577,897.17	5,440,682.08	4,884,357.62	3,936,152.03	1,965,194.02	297,464.64	
Change for Periods Cumulative	6,174,447.33	6,581,699.51	5,411,574.55	4,022,220.29	2,993,114.75	3,290,977.38	4,577,897.17	5,440,682.08	4,884,357.62	3,936,152.03	1,965,194.02	297,464.64	
Overall	(407,252.18)	1,170,124.96	1,389,354.26	1,628,905.54	(897,662.63)	(1,286,919.79)	(862,784.91)	556,324.46	948,205.59	1,970,958.01	1,667,729.38	297,464.64	
Over/(Under) Prior Period	(407,252.18)	1,170,124.96	1,389,354.26	1,628,905.54	(897,662.63)	(1,286,919.79)	(862,784.91)	556,324.46	948,205.59	1,970,958.01	1,667,729.38	297,464.64	
Overall	11,434,542.49	11,841,794.67	10,671,669.71	9,282,315.45	7,653,409.91	8,551,072.54	9,837,992.33	10,700,777.24	10,144,452.78	9,196,247.19	7,225,289.18	5,557,559.80	5,260,095.16
General / Road & Bridge Overall Totals	11,434,542.49	11,841,794.67	10,671,669.71	9,282,315.45	7,653,409.91	8,551,072.54	9,837,992.33	10,700,777.24	10,144,452.78	9,196,247.19	7,225,289.18	5,557,559.80	5,260,095.16
M&O													



**GILLESPIE COUNTY, TEXAS**  
**STATEMENT OF**  
**Fund Cash/Investment Balances of County Funds**  
**Managed by County Treasurer**

Reporting Period for Maintenance & Operating, COB/GOB Operating & I&S, Special Revenue, Special Revenue..Grants, Trust and Agency	FY2016	FY2015	FY2014	FY2013	FY2012	FY2011	FY2010	FY2009	FY2008	FY2007	FY2006	FY2005	FY2004	FY2003	FY2002	FY2001
October	14,616,600.12	17,978,164.94	25,230,555.83	8,816,582.93	9,537,288.92	10,782,786.00	11,614,108.61	10,952,885.50	9,958,440.67	7,952,494.30	6,412,175.43	5,710,864.59	5,339,657.00	5,562,776.43	5,033,726.92	4,347,101.24
November	<b>14,967,969.47</b>	17,265,750.38	24,953,535.22	8,890,316.88	9,228,798.73	10,570,060.92	11,537,538.96	10,498,889.31	10,152,409.10	8,025,261.13	6,492,254.19	5,815,771.82	5,220,602.83	5,513,508.58	4,915,333.89	4,073,098.62
December		18,099,680.09	26,637,026.05	11,373,696.92	10,169,466.12	11,532,479.69	12,910,952.83	11,682,933.59	10,684,794.29	8,972,555.93	7,597,535.16	6,569,101.79	5,773,095.57	6,725,293.46	5,464,922.86	4,553,826.12
January		21,177,485.65	28,516,107.73	13,685,971.08	13,393,446.13	14,318,444.26	15,498,047.87	14,366,261.90	13,481,253.20	11,165,036.24	9,488,659.54	8,523,475.25	7,456,134.19	7,390,382.57	6,921,671.85	5,917,064.54
February		22,683,610.22	29,162,422.51	14,892,438.88	14,337,413.69	15,203,602.68	15,956,038.21	15,735,998.80	14,555,820.37	12,335,852.17	10,433,012.87	9,341,225.17	8,739,837.04	8,067,857.08	7,169,069.03	6,421,291.43
March		21,915,869.23	28,011,622.33	14,353,262.89	13,961,224.66	14,605,425.43	15,787,975.99	15,588,191.69	14,421,603.69	12,279,235.33	10,316,847.09	9,342,261.49	8,166,505.99	7,877,519.02	6,846,516.10	6,255,513.63
April		19,863,672.60	26,965,965.28	14,036,410.76	13,204,240.38	14,182,107.24	14,911,731.87	15,332,630.30	14,171,385.04	12,168,084.51	10,225,221.29	9,153,636.99	7,706,537.20	7,632,850.74	6,879,622.09	6,165,584.41
May		19,534,757.94	25,202,625.86	13,381,534.31	12,853,474.81	13,180,018.23	14,443,624.89	14,826,308.29	13,675,832.00	11,856,634.81	10,019,168.98	9,181,379.67	7,645,857.66	7,396,585.22	6,758,604.54	5,872,305.69
June		18,530,454.23	23,610,769.72	<b>27,806,922.21</b>	11,927,636.15	12,450,284.14	13,583,948.59	14,202,648.08	13,175,542.95	11,508,032.29	9,433,093.74	8,832,285.06	7,186,622.71	7,107,557.40	6,426,986.33	5,398,788.82
July		17,462,407.18	21,673,344.14	26,973,808.70	11,234,719.43	11,652,419.87	13,105,834.49	13,620,954.46	12,336,729.42	11,412,064.22	9,030,022.51	8,376,255.12	6,807,050.38	6,620,898.14	6,217,837.20	4,751,943.98
August		16,349,354.15	19,928,413.83	25,790,313.41	10,192,089.49	11,033,361.48	12,483,092.82	12,578,256.55	11,932,892.72	10,883,175.64	8,667,571.59	7,898,769.17	6,509,004.74	5,964,701.17	5,922,921.90	4,309,221.50
September		15,336,745.28	18,465,597.00	25,364,538.77	9,249,883.17	10,060,273.87	11,399,750.14	12,236,834.57	11,640,132.20	10,474,427.70	8,299,421.01	6,600,165.99	5,886,940.47	5,731,396.90	5,654,746.62	4,084,176.41
<b>FY Monthly Average</b>	<b>14,792,284.80</b>	18,849,829.32	24,863,165.46	17,113,816.48	11,607,473.47	12,464,271.98	13,602,720.44	13,466,899.42	12,515,569.64	10,752,737.86	8,867,915.28	7,945,432.68	6,869,820.48	6,799,277.23	6,184,321.62	5,179,159.70
<b>Current Reported Month</b> <b>and</b> <b>Fiscal Year To Date</b>																
<b>Over / (Under)</b>																
Same Month Prior Year			<b>(2,297,780.91)</b>													
Prior Fiscal Year End		<b>(3,128,651.72)</b>	<b>(6,898,941.77)</b>	<b>16,114,655.60</b>	<b>(810,390.70)</b>	<b>(1,339,476.27)</b>	<b>(837,064.43)</b>	<b>596,702.37</b>	<b>1,165,704.50</b>	<b>2,175,006.69</b>	<b>1,699,255.02</b>	<b>713,225.52</b>	<b>155,543.57</b>	<b>76,650.28</b>	<b>1,570,570.21</b>	<b>(491,056.48)</b>

GOB Series 2013, All Construction  
Project, bond funding accounted for  
sudden increase in balance - LL



**GILLESPIE COUNTY, TEXAS**  
**STATEMENT OF**  
**Fund Cash/Investment Balances of County Funds**  
**Managed by County Treasurer**

	FY1999	FY1998	FY1997	FY1996	FY1995	FY1994	FY1993	FY1992	FY1991	FY1990	FY1989	FY1988	FY1987	FY1986	FY1985	Monthly Average All Years	Reporting Period for Maintenance & Operating, COB/GOB Operating, I.S., Special Revenue, Grants, Trust and Agency
4,139,349.94	2,869,048.51	2,322,043.99	1,853,442.32	1,554,442.37	1,968,633.68	1,677,992.97	1,738,021.70	1,766,907.01	1,656,979.55	1,479,994.82	1,489,873.32	773,740.58	785,053.51	551,992.07	792,093.37	5,852,025.60	October
3,944,234.24	2,806,697.13	2,287,658.80	1,738,403.49	1,588,939.20	2,054,228.71	1,872,272.98	1,664,926.42	1,867,311.17	1,738,597.34	1,603,024.84	1,422,802.33	793,137.76	666,242.80	494,761.58	623,030.66	5,790,230.30	November
4,285,123.55	3,467,225.42	2,370,460.19	2,015,412.36	1,553,702.23	2,102,455.14	2,004,156.61	1,927,643.72	2,009,086.57	2,071,100.64	1,749,440.24	1,522,220.64	794,004.97	638,401.65	515,996.75	592,516.53	6,076,313.15	December
5,211,901.34	4,747,606.42	3,294,281.32	2,843,260.54	2,472,762.49	2,546,555.58	2,422,956.29	2,234,617.11	2,447,087.69	2,241,349.45	2,187,618.39	1,866,694.05	1,176,726.03	895,393.31	987,264.23	911,641.21	7,413,134.11	January
5,911,367.71	5,322,878.29	3,993,869.93	3,407,005.87	2,960,651.56	2,960,114.57	2,766,604.82	2,577,390.38	2,873,613.36	2,643,751.97	2,515,707.05	2,279,290.31	1,697,770.08	1,530,430.47	1,707,925.04	1,288,936.99	8,112,670.95	February
5,804,576.79	5,276,473.40	3,867,713.74	3,383,796.71	2,916,434.18	2,701,020.25	2,817,055.25	2,446,335.40	2,811,958.62	2,589,532.80	2,424,636.02	2,300,423.71	1,879,466.93	1,572,385.72	1,654,964.77	1,261,996.19	7,916,720.81	March
5,611,303.40	5,147,026.03	3,856,248.10	3,370,510.51	2,844,956.24	2,603,667.16	2,814,731.50	2,446,965.20	2,846,044.26	2,647,946.48	2,446,382.46	2,354,485.13	1,884,438.19	1,647,314.57	1,771,308.72	1,360,124.93	7,685,581.73	April
5,597,496.54	5,145,729.29	3,729,564.69	3,275,787.89	2,651,158.09	2,420,785.62	2,795,038.54	2,614,500.86	2,664,830.17	2,595,986.23	2,402,307.66	2,282,817.61	1,897,795.66	1,472,593.18	1,691,409.95	1,210,356.42	7,428,286.17	May
5,229,130.33	4,896,201.25	3,531,314.01	2,987,283.92	2,535,222.99	2,084,641.35	2,566,555.11	2,371,095.71	2,474,786.80	2,436,392.72	2,319,796.07	2,217,931.41	1,815,598.58	1,439,656.15	1,651,635.17	1,129,347.73	7,512,521.35	June
5,019,100.05	4,695,468.93	3,445,413.11	2,962,321.73	2,375,375.37	2,030,459.33	3,324,665.35	2,086,490.66	2,166,748.69	2,373,369.73	2,247,875.53	2,067,556.08	1,770,363.23	1,314,952.63	1,548,746.47	998,709.28	7,119,480.82	July
4,875,181.07	4,508,722.39	3,369,985.56	2,786,747.61	2,218,481.28	1,819,617.83	2,263,605.13	2,029,973.96	2,078,961.54	2,158,156.49	1,995,691.66	1,950,450.56	1,733,930.99	1,181,205.11	1,466,150.68	824,648.71	6,700,150.02	August
4,575,232.89	4,394,094.37	3,208,449.92	2,590,681.06	2,098,133.77	1,584,937.70	2,069,733.13	1,872,419.95	1,917,213.24	2,014,947.50	1,766,243.49	1,643,269.78	1,541,576.26	770,951.77	839,823.87	671,522.07	6,259,492.29	September
5,016,916.49	4,439,764.29	3,273,083.61	2,767,887.83	2,314,188.31	2,239,759.74	2,369,613.97	2,167,531.76	2,327,045.76	2,264,009.24	2,094,893.19	1,951,484.58	1,479,879.11	1,159,548.41	1,240,115.03	972,077.01		
181,138.52	1,185,644.45	617,768.86	492,547.29	513,196.07	(464,795.43)	197,313.18	(44,793.29)	(97,734.26)	248,704.01	122,973.71	101,693.52	770,624.49	(68,872.10)	168,301.80			

NOTE: Rollback election held April 05, 1995 - rollback passed

GILLESPIE COUNTY, TEXAS  
COUNTY SALES TAX ALLOCATION SUMMARY  
March 1988 through FY2016

Period Tax Allocation Received	Covered	FY1988	FY1989	FY1990	FY1991	FY1992	FY1993	FY1994	FY1995	FY1996	FY1997	FY1998	FY1999	FY2000	FY2001	FY2002	FY2003	FY2004	FY2005
October	August	43,215.06	44,231.67	43,279.83	50,014.92	55,881.19	64,445.89	64,104.87	61,441.85	62,637.05	66,939.70	74,731.00	69,172.12	66,097.63	68,692.77	87,008.90	94,471.11	103,544.31	82,681.54
November	September and 3rd Quarter	22,614.86	26,581.55	33,537.36	36,892.75	41,801.10	49,891.91	82,743.15	58,486.86	52,039.59	54,937.86	50,951.89	65,241.66	66,865.34	75,743.16	81,876.96	77,478.63	103,544.31	82,681.54
December	October	24,372.61	27,072.59	27,183.79	32,985.97	49,151.47	46,769.97	46,349.36	49,676.22	60,611.06	60,993.07	70,326.26	85,955.47	70,180.00	82,667.48	77,782.13	84,302.14	87,745.88	87,745.88
January	November	23,143.13	28,570.51	34,886.95	33,040.99	47,672.78	61,026.80	58,115.99	55,693.53	56,392.42	60,489.63	58,712.49	79,145.12	77,326.63	85,504.02	80,568.74	80,680.57	92,483.12	92,483.12
February	December, 4th Quarter, Yearly	55,088.79	55,601.40	56,682.45	64,014.68	85,296.84	86,415.96	79,879.42	75,116.79	82,205.56	94,754.60	105,116.56	99,795.36	104,689.49	112,735.48	104,067.24	115,871.28	121,222.18	121,222.18
March	January	19,376.35	22,842.31	27,786.80	30,546.66	42,641.80	37,623.28	44,989.12	55,964.23	49,941.44	54,150.75	59,367.91	72,738.72	61,652.97	77,471.73	65,204.25	71,784.27	85,739.66	85,739.66
April	February	13,766.26	18,223.31	22,431.61	26,567.86	52,007.16	42,460.30	69,059.85	45,858.42	50,129.00	45,435.42	53,515.01	59,649.70	66,084.12	69,317.65	72,330.32	62,331.14	70,741.63	65,194.79
May	March and 1st Quarter	37,630.57	41,151.11	44,480.87	46,655.96	31,203.05	66,318.77	57,489.64	64,876.89	62,424.84	71,468.21	69,091.17	91,409.71	96,441.51	93,043.82	94,505.84	93,443.25	102,949.16	112,599.80
June	April	24,530.57	24,076.76	27,059.33	31,503.80	41,813.33	48,605.58	44,647.36	58,749.69	61,697.08	77,574.05	72,275.15	70,155.54	79,441.16	82,403.56	87,764.45	89,329.15	105,312.44	105,312.44
July	May	20,139.41	24,953.23	27,959.52	34,719.01	43,822.13	49,464.53	48,368.42	50,605.85	54,962.82	57,092.55	64,608.17	59,958.51	76,576.31	87,695.36	89,767.62	86,277.93	94,818.82	94,818.82
August	June and 2nd Quarter	46,170.12	46,397.69	50,866.17	58,425.43	73,116.78	67,507.13	66,689.81	59,548.35	72,612.17	84,456.60	98,754.28	91,821.77	118,409.57	90,669.66	95,008.16	113,562.54	120,028.46	120,028.46
September	July	24,924.06	28,456.24	28,987.84	33,905.34	56,740.88	52,232.41	46,155.60	61,535.89	71,272.01	70,867.09	72,854.10	69,870.60	74,040.54	81,351.52	82,708.52	84,660.29	88,592.39	100,874.13
Total Per Year		177,209.11	371,069.14	406,705.37	447,587.81	531,788.15	654,663.55	679,601.81	714,336.98	713,466.19	742,999.64	814,374.71	870,123.86	947,268.24	996,071.14	1,045,200.46	1,066,093.44	1,072,404.53	1,172,245.33
Total All Years		177,209.11	546,278.25	954,893.62	1,402,571.43	1,934,359.58	2,589,223.13	3,268,824.94	3,983,161.92	4,696,628.11	5,439,627.75	6,254,002.46	7,124,126.32	8,071,394.56	9,067,465.70	10,112,666.16	11,118,759.60	12,191,164.13	13,363,409.66
\$ Inc / (Dec) Over Prior Year		193,860.03	35,636.23	40,882.44	84,200.34	123,075.40	24,738.26	34,735.17	(670.79)	29,533.45	71,375.07	55,749.15	77,144.38	48,802.90	49,129.32	(39,107.02)	66,311.09	99,840.80	99,840.80
% Inc / (Dec) Over Prior Year		109.40%	9.60%	10.05%	18.81%	23.14%	3.78%	5.11%	-0.12%	4.14%	9.61%	8.87%	5.15%	4.93%	-3.74%	6.59%	9.31%	9.31%	9.31%
Calendar Year		0.00	267,411.64	378,752.42	412,820.54	463,660.47	558,648.27	669,137.56	711,691.42	690,744.53	719,148.96	750,582.57	827,513.03	894,484.16	950,041.96	1,020,031.58	1,044,865.04	1,015,577.33	1,090,124.38
\$ Inc / (Dec) Over Prior Year		267,411.64	111,340.78	34,068.12	50,739.83	95,087.80	110,489.29	42,553.86	(20,946.89)	28,404.43	31,433.61	76,930.46	66,971.13	55,557.80	69,989.62	24,833.46	(29,287.71)	74,547.05	74,547.05
Calendar Year		267,411.64	378,752.42	412,820.54	463,660.47	558,648.27	669,137.56	711,691.42	690,744.53	719,148.96	750,582.57	827,513.03	894,484.16	950,041.96	1,020,031.58	1,044,865.04	1,015,577.33	1,090,124.38	1,090,124.38
\$ Inc / (Dec) Over Prior Year		267,411.64	111,340.78	34,068.12	50,739.83	95,087.80	110,489.29	42,553.86	(20,946.89)	28,404.43	31,433.61	76,930.46	66,971.13	55,557.80	69,989.62	24,833.46	(29,287.71)	74,547.05	74,547.05
Calendar Year		267,411.64	378,752.42	412,820.54	463,660.47	558,648.27	669,137.56	711,691.42	690,744.53	719,148.96	750,582.57	827,513.03	894,484.16	950,041.96	1,020,031.58	1,044,865.04	1,015,577.33	1,090,124.38	1,090,124.38
\$ Inc / (Dec) Over Prior Year		267,411.64	111,340.78	34,068.12	50,739.83	95,087.80	110,489.29	42,553.86	(20,946.89)	28,404.43	31,433.61	76,930.46	66,971.13	55,557.80	69,989.62	24,833.46	(29,287.71)	74,547.05	74,547.05
Calendar Year		267,411.64	378,752.42	412,820.54	463,660.47	558,648.27	669,137.56	711,691.42	690,744.53	719,148.96	750,582.57	827,513.03	894,484.16	950,041.96	1,020,031.58	1,044,865.04	1,015,577.33	1,090,124.38	1,090,124.38
\$ Inc / (Dec) Over Prior Year		267,411.64	111,340.78	34,068.12	50,739.83	95,087.80	110,489.29	42,553.86	(20,946.89)	28,404.43	31,433.61	76,930.46	66,971.13	55,557.80	69,989.62	24,833.46	(29,287.71)	74,547.05	74,547.05
Calendar Year		267,411.64	378,752.42	412,820.54	463,660.47	558,648.27	669,137.56	711,691.42	690,744.53	719,148.96	750,582.57	827,513.03	894,484.16	950,041.96	1,020,031.58	1,044,865.04	1,015,577.33	1,090,124.38	1,090,124.38
\$ Inc / (Dec) Over Prior Year		267,411.64	111,340.78	34,068.12	50,739.83	95,087.80	110,489.29	42,553.86	(20,946.89)	28,404.43	31,433.61	76,930.46	66,971.13	55,557.80	69,989.62	24,833.46	(29,287.71)	74,547.05	74,547.05



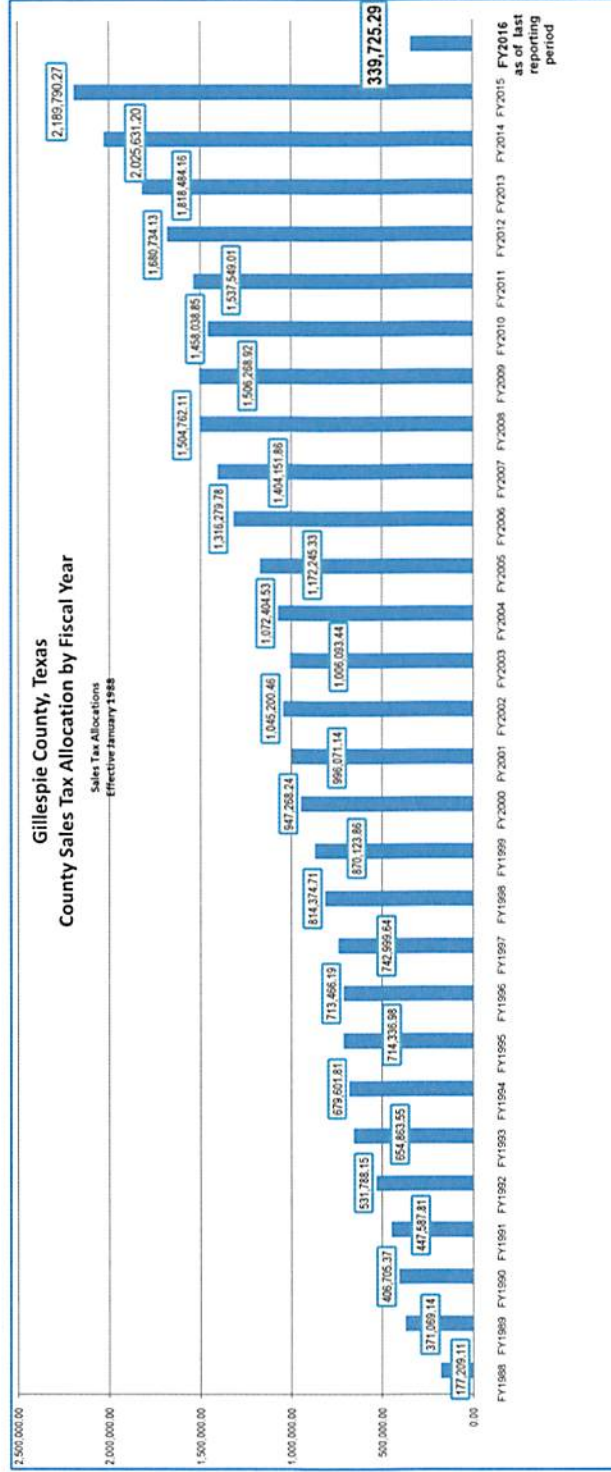
GILLESPIE COUNTY, TEXAS  
COUNTY SALES TAX ALLOCATION SUMMARY

March 1988 through FY2016

FY2006	FY2007	FY2008	FY2009	FY2010	FY2011	FY2012	FY2013	FY2014	FY2015	FY2016	Tax Collection Period Covered	Period Tax Allocation Received	Overall Average Per Month	FY2014 Over / (Under) Same Period FY2013	
														Month Of	YTD
95,196.86	106,167.81	115,258.59	118,217.21	102,116.77	112,243.67	125,892.57	141,081.58	146,138.99	157,617.68	147,646.21	August	October	83,148.00	(9,971.47)	(9,971.47)
110,963.24	122,702.26	130,133.07	134,938.43	123,352.45	139,931.32	131,441.01	134,815.56	165,928.20	184,365.11	192,079.08	September and 3rd Quarter	November	97,519.99	7,713.97	(2,257.50)
100,977.05	106,040.22	118,582.93	120,353.68	121,763.89	122,844.30	127,081.99	144,995.63	158,611.46	185,647.66		October	December	84,852.01		
107,956.62	116,856.59	121,835.04	124,899.65	114,005.56	129,099.90	135,485.95	156,063.01	159,082.75	173,843.05		November	January	87,133.02		
137,746.11	151,528.51	158,719.04	156,720.77	152,630.86	164,529.87	171,080.19	193,126.02	202,308.32	223,742.03		December, 4th Quarter, Yearly	February	118,914.66		
89,543.91	88,396.24	99,481.19	98,684.79	90,364.94	97,024.18	107,810.68	120,617.71	136,428.71	141,523.60		January	March	69,969.53		
87,212.18	92,872.45	104,111.05	99,616.55	93,204.34	92,537.54	118,975.35	134,236.14	146,805.07	146,886.39		February	April	72,199.31		
125,621.99	132,335.88	133,405.05	141,709.49	148,772.69	153,252.45	177,882.27	187,322.27	195,085.16	203,013.55		March and 1st Quarter	May	102,699.47		
109,484.20	113,117.58	133,410.60	129,041.03	127,995.46	129,743.30	144,969.57	152,170.48	189,564.70	184,387.61		April	June	89,268.28		
112,088.28	119,846.83	122,196.26	117,201.96	116,809.95	125,153.69	140,436.50	154,274.37	165,319.97	187,207.85		May	July	86,252.41		
130,749.36	138,119.40	142,780.87	136,001.87	141,909.04	153,274.75	160,837.54	148,661.30	187,789.04	216,770.81		June and 2nd Quarter	August	105,783.13		
108,739.98	116,168.09	124,848.42	128,883.49	125,112.90	117,914.04	138,870.51	151,120.09	172,568.83	184,784.93		July	September	89,251.45		
<p>NOTATION: sales tax allocation was reduced by an audit of collections of (\$25,072.31) initiated by a Comptroller audit showing a 2012 transaction(s) outside the City of Fredericksburg that was incorrectly reported. This also had a large impact upon the State's sales tax revenue. Without audit adjustment net to County would have been no less than \$173,879(e) ... 2013.08.08, LL</p>															
1,316,279.78	1,404,151.86	1,504,762.11	1,506,268.92	1,458,038.85	1,537,549.01	1,680,764.13	1,818,484.16	2,025,631.20	2,189,790.27	339,725.29	Total Per Year		1,022,790.35		164,159.07
14,679,689.24	16,083,841.10	17,588,603.21	19,094,872.13	20,552,910.98	22,090,459.99	23,771,224.12	25,589,708.28	27,615,339.48	29,805,129.75	30,144,855.04	Total All Years				
													Annual Average \$ Inc / (Dec)		
144,034.45	87,872.08	100,610.25	1,506.81	(48,230.07)	79,510.16	143,215.12	137,720.03	207,147.04	164,159.07	(1,850,064.98)	\$ Inc / (Dec) Over Prior Year		74,540.04		
12.29%	6.68%	7.17%	0.10%	-3.20%	5.45%	9.31%	8.19%	11.39%	8.10%	-84.49%	% Inc / -Dec Over Prior Year				
CY2005	CY2006	CY2007	CY2008	CY2009	CY2010	CY2011	CY2012	CY2013	CY2014	CY2015					
1,205,410.75	1,344,052.92	1,433,216.16	1,514,296.84	1,479,992.71	1,485,825.03	1,546,945.29	1,717,241.33	1,868,270.04	2,082,583.00	2,001,885.11					
115,266.37	138,642.17	89,163.24	81,080.68	(34,304.13)	5,832.32	61,120.26	170,296.04	151,028.71	214,312.96	(80,697.89)	\$ Inc / (Dec) Over Prior Calendar Year				

GILLESPIE COUNTY, TEXAS  
COUNTY SALES TAX ALLOCATION SUMMARY

March 1988 through FY2016





## GILLESPIE COUNTY, TEXAS REPAYMENT OF ERRONEOUS RECEIPT OF SALES AND USE TAX

January 1997 Through October 2016

	Year 1 1997	Year 2 1998	Year 3 1999	Year 4 2000	Year 5 2001	Year 6 2002	Year 7 2003	Year 8 2004	Year 9 2005	Year 10 2006	Year 11 2007	Year 12 2008	Year 13 2009	Year 14 2010	Year 15 2011	Year 16 2012	Year 17 2013	Year 18 2014	Year 19 2015	Year 20 2016	
<b>Actual Balance At Year Start</b>	201,276.54	190,683.06	180,089.58	169,496.10	158,902.62	148,309.14	137,715.66	127,122.18	116,528.70	105,935.22	95,341.74	84,748.26	74,154.78	63,561.30	52,967.82	42,374.34	31,780.86	21,187.38	10,593.90	<b>10,593.90</b>	
January	2,648.37	2,648.37	2,648.37	2,648.37	2,648.37	2,648.37	2,648.37	2,648.37	2,648.37	2,648.37	2,648.37	2,648.37	2,648.37	2,648.37	2,648.37	2,648.37	2,648.37	2,648.37	2,648.37	2,648.37	2,648.37
April	2,648.37	2,648.37	2,648.37	2,648.37	2,648.37	2,648.37	2,648.37	2,648.37	2,648.37	2,648.37	2,648.37	2,648.37	2,648.37	2,648.37	2,648.37	2,648.37	2,648.37	2,648.37	2,648.37	2,648.37	2,648.37
July	2,648.37	2,648.37	2,648.37	2,648.37	2,648.37	2,648.37	2,648.37	2,648.37	2,648.37	2,648.37	2,648.37	2,648.37	2,648.37	2,648.37	2,648.37	2,648.37	2,648.37	2,648.37	2,648.37	2,648.37	2,648.37
October	2,648.37	2,648.37	2,648.37	2,648.37	2,648.37	2,648.37	2,648.37	2,648.37	2,648.37	2,648.37	2,648.37	2,648.37	2,648.37	2,648.37	2,648.37	2,648.37	2,648.37	2,648.37	2,648.37	2,648.37	2,648.37
<b>Total Remitted To Date</b>	10,593.48	21,186.96	31,780.44	42,373.92	52,967.40	63,560.88	74,154.36	84,747.84	95,341.32	105,934.80	116,528.28	127,121.76	137,715.24	148,308.72	158,902.20	169,495.68	180,089.16	190,682.64	201,276.12	<b>201,276.12</b>	
<b>Actual Balance To Date</b>	201,276.54	190,683.06	180,089.58	169,496.10	158,902.62	148,309.14	137,715.66	127,122.18	116,528.70	105,935.22	95,341.74	84,748.26	74,154.78	63,561.30	52,967.82	42,374.34	31,780.86	21,187.38	10,593.90	<b>10,593.90</b>	
<b>Projected Balance At Year End</b>	201,276.54	190,683.06	180,089.58	169,496.10	158,902.62	148,309.14	137,715.66	127,122.18	116,528.70	105,935.22	95,341.74	84,748.26	74,154.78	63,561.30	52,967.82	42,374.34	31,780.86	21,187.38	10,593.90	<b>0.00</b>	

Gillespie County proposal of repayment (as outlined in letter of October 18, 1996) as accepted by State Comptroller ...  
Gillespie County will make 80 quarterly payments (due first of each month: January, April, July, and October)  
for 20 years beginning January 01, 1997:

79 quarterly payments of \$2,648.37 each beginning on January 01, 1997 through July 01, 2016 and  
a final payment of \$2,648.79 on October 01, 2016 for a total of \$211,870.02.

**Gillespie County, Texas**  
**Hotel Occupancy Tax ... Quarterly Recaps**  
**As of Period Ending November 30, 2015**

	Collection/Remittance Period	Collections		Disbursements		Cash Balance
		HOT & P&I Interest Earnings	Convention & Visitors Bureau	Organizations etc		
FY2016	3rd Quarter 2016					477,979.19
	2nd Quarter 2016					477,979.19
	1st Quarter 2016					477,979.19
	4th Quarter 2015		90,631.09	150,829.00		477,979.19
FY2015	3rd Quarter 2015		115,558.26		(881.94)	538,177.10
	Sub-Total	56,242.29	206,189.35	150,829.00	(881.94)	
FY2015	2nd Quarter 2015		120,944.22	127,742.50	118,000.00	421,736.90
	1st Quarter 2015		122,937.00			546,535.18
	4th Quarter 2014		104,239.90	127,742.50		423,598.18
	3rd Quarter 2014		120,711.31			447,100.78
FY2014	Sub-Total	95,347.43	468,832.43	255,485.00	118,000.00	
	2nd Quarter 2014		95,362.58	111,163.00	120,000.00	326,389.47
FY2014	1st Quarter 2014		92,050.01			462,189.89
	4th Quarter 2013		90,687.97	111,163.00		370,139.88
	3rd Quarter 2013		82,776.94			390,614.91
	Sub-Total	18,551.50	360,877.50	222,326.00	120,000.00	
FY2013	2nd Quarter 2013		82,927.36	96,357.50	80,000.00	307,837.97
	1st Quarter 2013		102,188.41			401,268.11
	4th Quarter 2012		56,763.25	96,357.50		299,079.70
	3rd Quarter 2012		69,377.43			338,673.95
FY2012	Sub-Total	38,541.45	311,256.45	192,715.00	80,000.00	
	2nd Quarter 2012		76,505.61	84,193.50	11,000.00	269,296.52
FY2012	1st Quarter 2012		67,043.98		69,000.00	287,984.41
	4th Quarter 2011		63,485.70	84,193.50		289,940.43
	3rd Quarter 2011		62,766.18			310,648.23
	Sub-Total	21,414.47	269,801.47	168,387.00	80,000.00	
FY2011	2nd Quarter 2011		60,050.07	80,530.57		247,882.05
	1st Quarter 2011		61,473.10		80,000.00	268,362.55
	4th Quarter 2010		47,182.38	80,530.57		286,889.45
	3rd Quarter 2010		67,036.85			320,237.64
FY2010	Sub-Total	(5,318.74)	235,742.40	161,061.14	80,000.00	
	2nd Quarter 2010		47,363.32	82,089.00	61,500.00	253,200.79
FY2010	1st Quarter 2010		67,910.43			349,426.47
	4th Quarter 2009		46,539.68	82,089.00		281,516.04
	3rd Quarter 2009		63,672.15			317,065.36
	Sub-Total	(192.42)	225,485.58	164,178.00	61,500.00	
FY2009	2nd Quarter 2009		55,182.22			253,393.21
	1st Quarter 2009		68,196.40	80,854.20		198,210.99
	4th Quarter 2008		43,834.09	80,854.20		210,868.79
	3rd Quarter 2008		75,474.18		15,000.00	247,888.90
FY2008	Sub-Total	65,978.49	242,686.89	161,708.40	15,000.00	
	2nd Quarter 2008		52,205.02	100,000.00		187,414.72
FY2008	1st Quarter 2008		62,603.17			235,209.70
	4th Quarter 2007		53,485.43			172,606.53
	3rd Quarter 2007		61,352.43			119,121.10
	Sub-Total	129,646.05	229,646.05	100,000.00	0.00	
FY2007	2nd Quarter 2007		57,271.57			57,768.67
	1st Quarter 2007		497.10	0.00	0.00	497.10
	Sub-Total	57,768.67	57,768.67	0.00	0.00	
				1,576,689.54	553,518.06	
<b>Totals All Years</b>		<b>Revenues</b>	<b>2,608,286.79</b>	<b>Expenditures</b>		<b>2,130,307.60</b>
				<b>Net Cash Effect</b>		<b>477,979.19</b>



### GILLESPIE COUNTY, TEXAS

GOB Series 2010 Refunding Bonds ... December.2010  
 Post COB Series 2001 ... September.2001

Bond Redemptions & Interest Payment Schedule  
 February.2011 through February.2021

		Year 1	Year 2	Year 3	Year 4	Year 5	Year 6	Year 7	Year 8	Year 9	Year 10	Year 11		
		2011	2012	2013	2014	2015	2016	2017	2018	2019	2020	2021		
Actual Balance	At Year Start	1,839,134.46	1,779,647.50	1,603,672.50	1,429,447.50	1,247,370.00	1,067,992.50						Actual Balance	At Year Start
February	bonds	35,000.00	140,000.00	140,000.00	150,000.00	150,000.00							bonds	February
	interest	6,079.46	18,407.50	17,567.50	16,657.50	15,420.00							interest	
August	bonds	0.00	0.00	0.00	0.00	0.00							bonds	August
	interest	18,407.50	17,567.50	16,657.50	15,420.00	13,957.50							interest	
Total Remitted	To Date	59,486.96	235,461.96	409,686.96	591,764.46	771,141.96	771,141.96	771,141.96	771,141.96	771,141.96	771,141.96	771,141.96	Total Remitted	To Date
Actual Balance	To Date	1,779,647.50	1,603,672.50	1,429,447.50	1,247,370.00	1,067,992.50	1,067,992.50						Actual Balance	To Date
Projected Pymnt	Per Year	59,486.96	175,975.00	174,225.00	182,077.50	179,377.50	176,265.00	177,677.50	178,540.00	178,865.00	178,670.00	177,975.00	Projected Pymnt	Per Year
Projected Balance	At Year End	1,779,647.50	1,603,672.50	1,429,447.50	1,247,370.00	1,067,992.50	891,727.50	714,050.00	535,510.00	356,645.00	177,975.00	0.00	Projected Balance	At Year End

<b>\$1,988,356.26</b>	COB Series 2001 Debt Service on Refunded Bonds	<b>\$1,590,000.00</b>	Principal	<b>\$1,590,000.00</b>	Series 2010 Sources of Funds..Proceeds of Bonds
<b>\$1,839,134.46</b>	GOB Series 2010 Refunded Bonds	<b>\$249,134.46</b>	interest	<b>\$38,746.50</b>	Cost of Issuance
<b>\$149,221.80</b>	Net savings	<b>\$1,839,134.46</b>	GOB Series 2010, Refunding Bonds	<b>\$1,551,253.50</b>	Deposit to Escrow

Original Certificates of Obligation Bonds Series 2001 payments started February 2002  
 Series 2010 Refunding ... Interest and Bond Redemptions due February of each year starting February of 2011  
 Series 2010 Refunding ... Interest only due August of each year starting August of 2011

**GILLESPIE COUNTY, TEXAS**

**GOB Series 2013 ... Jail Project**

**Bond Redemptions Interest Payment Schedule  
February.2014 through February.2033**

Schedule Bond Redemption & Interest Payment		Initial Receipt of Bonds June.2013	Year 1 2014	Year 2 2015	Year 3 2016	Year 4 2017	Year 5 2018	Year 6 2019	Year 7 2020	Year 8 2021	Year 9 2022	Year 10 2023
<b>Projected Balances At Year Start</b>		<b>20,429,713.00</b>	<b>20,429,713.00</b>	<b>19,408,475.00</b>	<b>18,387,525.00</b>	<b>17,367,275.00</b>	<b>16,347,925.00</b>	<b>15,324,725.00</b>	<b>14,300,875.00</b>	<b>13,279,650.00</b>	<b>12,256,300.00</b>	<b>11,234,800.00</b>
February	bonds	0.00	395,000.00	530,000.00	540,000.00	550,000.00	565,000.00	580,000.00	595,000.00	620,000.00	645,000.00	670,000.00
	interest	0.00	378,113.00	248,125.00	242,825.00	237,425.00	231,925.00	226,275.00	217,575.00	208,650.00	194,700.00	181,800.00
August	bonds	0.00	0.00	0.00	0.00	0.00	0.00	0.00	0.00	0.00	0.00	0.00
	interest	0.00	248,125.00	242,825.00	237,425.00	231,925.00	226,275.00	217,575.00	208,650.00	194,700.00	181,800.00	168,400.00
<b>Projected Total Remittance</b>		<b>0.00</b>	<b>1,021,238.00</b>	<b>2,042,188.00</b>	<b>3,062,438.00</b>	<b>4,081,788.00</b>	<b>5,104,988.00</b>	<b>6,128,838.00</b>	<b>7,150,063.00</b>	<b>8,173,413.00</b>	<b>9,194,913.00</b>	<b>10,215,113.00</b>
<b>Project Balances At Year End</b>		<b>20,429,713.00</b>	<b>19,408,475.00</b>	<b>18,387,525.00</b>	<b>17,367,275.00</b>	<b>16,347,925.00</b>	<b>15,324,725.00</b>	<b>14,300,875.00</b>	<b>13,279,650.00</b>	<b>12,256,300.00</b>	<b>11,234,800.00</b>	<b>10,214,600.00</b>
Bonds Issued June.2014												
Principal and Interest payments due February of each year starting February of 2014												
Interest only payments due August of each year starting August of 2014												

Outstanding Tax Secured Debt		Initial Receipt of Bonds June.2013	Year 1 2014	Year 2 2015	Year 3 2016	Year 4 2017	Year 5 2018	Year 6 2019	Year 7 2020	Year 8 2021	Year 9 2022	Year 10 2023
<b>Balances At Year Start</b>		<b>20,429,713.00</b>	<b>20,429,713.00</b>	<b>19,408,475.50</b>	<b>18,387,525.50</b>							
February	bonds	0.00	395,000.00	530,000.00								
	interest	0.00	378,112.50	248,125.00								
August	bonds	0.00	0.00	0.00								
	interest	0.00	248,125.00	242,825.00								
<b>Total Annual Remittances</b>		<b>0.00</b>	<b>1,021,237.50</b>	<b>1,020,950.00</b>	<b>0.00</b>							
<b>Total Remittances To Date</b>		<b>0.00</b>	<b>1,021,237.50</b>	<b>2,042,187.50</b>	<b>2,042,187.50</b>							



**GILLESPIE COUNTY, TEXAS**

**GOB Series 2013 ... Jail Project**

**Bond Redemptions Interest Payment Schedule  
February.2014 through February.2033**

Schedule Bond Redemption & Interest Payment		Year 11	Year 12	Year 13	Year 14	Year 15	Year 16	Year 17	Year 18	Year 19	Year 20
		2024	2025	2026	2027	2028	2029	2030	2031	2032	2033
<b>Projected Balances At Year Start</b>		10,214,600.00	9,191,800.00	8,172,500.00	7,152,800.00	6,129,000.00	5,107,400.00	4,084,300.00	3,061,100.00	2,039,200.00	1,020,000.00
February	bonds	700,000.00	725,000.00	755,000.00	790,000.00	820,000.00	855,000.00	890,000.00	925,000.00	960,000.00	1,000,000.00
	interest	168,400.00	154,400.00	139,900.00	124,800.00	109,000.00	92,600.00	75,500.00	57,700.00	39,200.00	20,000.00
August	bonds	0.00	0.00	0.00	0.00	0.00	0.00	0.00	0.00	0.00	0.00
	interest	154,400.00	139,900.00	124,800.00	109,000.00	92,600.00	75,500.00	57,700.00	39,200.00	20,000.00	0.00
<b>Projected Total Remittance</b>		11,237,913.00	12,257,213.00	13,276,913.00	14,300,713.00	15,322,313.00	16,345,413.00	17,368,613.00	18,390,513.00	19,409,713.00	20,429,713.00
<b>Project Balances At Year End</b>		9,191,800.00	8,172,500.00	7,152,800.00	6,129,000.00	5,107,400.00	4,084,300.00	3,061,100.00	2,039,200.00	1,020,000.00	0.00
Bonds Issued June.2014											
Principal and Interest payments due February of each year starting February of 2014											
Interest only payments due August of each year starting August of 2014											

Outstanding Tax Secured Debt		Year 11	Year 12	Year 13	Year 14	Year 15	Year 16	Year 17	Year 18	Year 19	Year 20
		2024	2025	2026	2027	2028	2029	2030	2031	2032	2033
<b>Balances At Year Start</b>											
February	bonds										
	interest										
August	bonds										
	interest										
<b>Total Annual Remittances</b>											
<b>Total Remittances To Date</b>											

**GILLESPIE COUNTY, TEXAS**  
 Capital Assets Lease/Purchase ... Contract 6451, September.2013  
 Road & Bridge Departments

**PROJECTED Payments**

PROJECTED Payments	FY2014			FY2015			FY2016			FY2017			FY2018			FY2019		
	Total Payment	Principal	Interest	Total Payment	Principal	Interest	Total Payment	Principal	Interest	Total Payment	Principal	Interest	Total Payment	Principal	Interest	Total Payment	Principal	Interest
Balance At Year Start	#####			#####			#####			#####			#####			#####		
October																		
payment				#####			#####			#####			#####			#####		
principal/interest					#####	772.54		#####	598.25		#####	417.14		#####	28.92		#####	33.34
November																		
payment				#####			#####			#####			#####			#####		
principal/interest					#####	758.27		#####	583.42		#####	401.73		#####	212.91		#####	16.67
December																		
payment	#####			#####			#####			#####			#####			#####		
principal/interest		#####	#####		#####	743.96		#####	568.55		#####	386.27		#####	196.84		#####	
January																		
payment	#####			#####			#####			#####			#####			#####		
principal/interest		#####	898.93		#####	729.60		#####	553.62		#####	370.76		#####	180.73		#####	
February																		
payment	#####			#####			#####			#####			#####			#####		
principal/interest		#####	865.07		#####	715.19		#####	538.65		#####	355.20		#####	164.56		#####	
March																		
payment	#####			#####			#####			#####			#####			#####		
principal/interest		#####	871.16		#####	700.74		#####	523.63		#####	339.59		#####	148.34		#####	
April																		
payment	#####			#####			#####			#####			#####			#####		
principal/interest		#####	857.21		#####	686.24		#####	508.56		#####	323.93		#####	132.07		#####	
May																		
payment	#####			#####			#####			#####			#####			#####		
principal/interest		#####	843.21		#####	671.69		#####	493.45		#####	308.22		#####	115.74		#####	
June																		
payment	#####			#####			#####			#####			#####			#####		
principal/interest		#####	829.17		#####	657.10		#####	478.28		#####	292.47		#####	99.37		#####	
July																		
payment	#####			#####			#####			#####			#####			#####		
principal/interest		#####	815.08		#####	642.46		#####	463.07		#####	276.66		#####	82.94		#####	
August																		
payment	#####			#####			#####			#####			#####			#####		
principal/interest		#####	800.94		#####	627.77		#####	447.61		#####	260.80		#####	66.46		#####	
September																		
payment	#####			#####			#####			#####			#####			#####		
principal/interest		#####	786.77		#####	613.03		#####	432.50		#####	244.88		#####	49.92		#####	
<b>Total Proposed Payments Per Year</b>																		
Total Payments	#####			#####			#####			#####			#####			#####		
Principal		#####			#####			#####			#####			#####			#####	
Interest			#####			#####			#####			#####			#####			50.01
<b>Projected Balance Year End</b>																		
	#####			#####			#####			#####			#####			#####		0.00



**GILLESPIE COUNTY, TEXAS**  
Capital Assets Lease/Purchase ... Contract 6451, September, 2013  
Road & Bridge Departments

**ACTUAL Payments**

ACTUAL	FY2014	FY2015	FY2016	FY2017	FY2018	FY2019
Payments	Total Princp Interest	Total Princp Interest	Total Princp Interest	Total Princp Interest	Total Princp Interest	Total Princp Interest
10,441.08	62,652.48	9,290.11	1,150.97	182,747.40		
Principal	Principal	Principal	Principal	Principal	Principal	Principal
57,421.44	62,652.48	9,290.11	1,150.97	182,747.40		
Interest	Interest	Interest	Interest	Interest	Interest	Interest
4,652.49	4,652.49	567.55				
Balance At Year Start	193,188.48					
October payment	5,221.04	5,221.04				
principal/interest	758.27	4,637.62	563.42			
November payment	5,221.04	5,220.04				
principal/interest		743.96	4,652.49	567.55		
December payment	5,221.04	10,442.08				
principal/interest		729.60				
January payment	5,221.04	5,221.04				
principal/interest	865.07	715.19				
February payment	5,221.04	5,221.04				
principal/interest	871.16	700.74				
March payment	5,221.04	5,221.04				
principal/interest	857.21	666.24				
April payment	5,221.04	5,221.04				
principal/interest	843.21	671.69				
May payment	5,221.04	5,221.04				
principal/interest	829.17	657.10				
June payment	5,221.04	5,221.04				
principal/interest	815.08	642.46				
July payment	5,211.04	5,221.04				
principal/interest	790.94	627.76				
August payment	5,221.04	5,221.04				
principal/interest	786.77	613.03				
September payment	5,221.04	5,221.04				
principal/interest	772.54	598.25				
Total Payments as of Current Date	10,441.08	62,652.48	9,290.11	1,150.97		
Total Payments 57,421.44	62,652.48	9,290.11	1,150.97	182,747.40		
Balance as of Current Period						

**GILLESPIE COUNTY, TEXAS**  
Public Property Finance ... Contract 6774, October 24, 2014  
Sheriff Office ... Law Enforcement Radio System Upgrade

**PROJECTED Payments**

PROJECTED Payments	FY2015			FY2016			FY2017			FY2018			FY2019			
	Total Payment	Principal	Interest	Total Payment	Principal	Interest	Total Payment	Principal	Interest	Total Payment	Principal	Interest	Total Payment	Principal	Interest	
Balance Year Start	685,683.60			622,829.27			554,260.91			485,692.55			417,124.19			
October	payment	0.00		5,714.03			5,714.03			5,714.03			5,714.03			
	principal/interest				4,141.76	1,572.27		4,291.13	1,422.90		4,445.88	1,268.15		4,606.21	1,107.82	
November	payment	5,714.03		5,714.03			5,714.03			5,714.03			5,714.03			
	principal/interest		3,782.22	1,931.81			4,154.01	1,560.02		4,303.81	1,410.22		4,459.02	1,255.01	4,619.83	1,094.20
December	payment	5,714.03		5,714.03			5,714.03			5,714.03			5,714.03			
	principal/interest		4,021.27	1,692.76			4,166.29	1,547.74		4,316.54	1,397.49		4,472.21	1,241.82	4,633.49	1,080.54
January	payment	5,714.03		5,714.03			5,714.03			5,714.03			5,714.03			
	principal/interest		4,033.16	1,680.87			4,178.61	1,535.42		4,329.30	1,384.73		4,485.43	1,228.60	4,647.19	1,066.84
February	payment	5,714.03		5,714.03			5,714.03			5,714.03			5,714.03			
	principal/interest		4,045.09	1,668.94			4,190.96	1,523.07		4,342.10	1,371.93		4,498.69	1,215.34	4,660.93	1,053.10
March	payment	5,714.03		5,714.03			5,714.03			5,714.03			5,714.03			
	principal/interest		4,057.05	1,656.98			4,203.35	1,510.68		4,354.94	1,359.09		4,511.99	1,202.04	4,674.71	1,039.32
April	payment	5,714.03		5,714.03			5,714.03			5,714.03			5,714.03			
	principal/interest		4,069.04	1,644.99			4,215.78	1,498.25		4,367.82	1,346.21		4,525.33	1,188.70	4,688.53	1,025.50
May	payment	5,714.03		5,714.03			5,714.03			5,714.03			5,714.03			
	principal/interest		4,081.07	1,632.96			4,228.25	1,485.78		4,380.73	1,333.30		4,538.71	1,175.32	4,702.39	1,011.64
June	payment	5,714.03		5,714.03			5,714.03			5,714.03			5,714.03			
	principal/interest		4,093.14	1,620.89			4,240.75	1,473.28		4,393.68	1,320.35		4,552.13	1,161.90	4,716.30	997.73
July	payment	5,714.03		5,714.03			5,714.03			5,714.03			5,714.03			
	principal/interest		4,105.24	1,608.79			4,253.29	1,460.74		4,406.67	1,307.36		4,565.59	1,148.44	4,730.24	983.79
August	payment	5,714.03		5,714.03			5,714.03			5,714.03			5,714.03			
	principal/interest		4,117.38	1,596.65			4,265.86	1,448.17		4,419.70	1,294.33		4,579.09	1,134.94	4,744.23	969.80
September	payment	5,714.03		5,714.03			5,714.03			5,714.03			5,714.03			
	principal/interest		4,129.55	1,584.48			4,278.48	1,435.55		4,432.77	1,281.26		4,592.63	1,121.40	4,758.25	955.78
<b>Total Proposed Payments Per Year</b>																
Total Payments	62,854.33			68,568.36			68,568.36			68,568.36			68,568.36			
Principal	44,534.21			50,517.39			52,339.19			54,226.70			56,182.30			
Interest		18,320.12			18,050.97			16,229.17			14,341.66			12,386.06		
<b>Projected Balance Year End</b>																
	622,829.27			554,260.91			485,692.55			417,124.19			348,555.83			



**GILLESPIE COUNTY, TEXAS**  
**Public Property Finance ... Contract 6774, October 24, 2014**  
**Sheriff Office ... Law Enforcement Radio System Upgrade**

**PROJECTED Payments**

FY2020			FY2021			FY2022			FY2023			FY2024			FY2025		
Total Payment	Principal	Interest	Total Payment	Principal	Interest	Total Payment	Principal	Interest	Total Payment	Principal	Interest	Total Payment	Principal	Interest	Total Payment	Principal	Interest
348,555.83			279,987.47			211,419.11			142,850.75			74,282.39			5,714.03		
5,714.03			5,714.03			5,714.03			5,714.03			5,714.03			5,714.03		
	4,772.32	941.71		4,944.43	769.60		5,122.74	591.29		5,307.48	406.55		5,498.88	215.15		5,696.97	17.06
5,714.03			5,714.03			5,714.03			5,714.03			5,714.03					
	4,786.43	927.60		4,959.04	754.99		5,137.88	576.15		5,323.17	390.86		5,515.14	198.89			
5,714.03			5,714.03			5,714.03			5,714.03			5,714.03					
	4,800.58	913.45		4,973.71	740.32		5,153.07	560.96		5,338.91	375.12		5,531.45	182.58			
5,714.03			5,714.03			5,714.03			5,714.03			5,714.03					
	4,814.78	899.25		4,988.41	725.62		5,168.31	545.72		5,354.69	359.34		5,547.80	166.23			
5,714.03			5,714.03			5,714.03			5,714.03			5,714.03					
	4,829.01	885.02		5,003.16	710.87		5,183.59	530.44		5,370.53	343.50		5,564.20	149.83			
5,714.03			5,714.03			5,714.03			5,714.03			5,714.03					
	4,843.29	870.74		5,017.95	696.08		5,198.92	515.11		5,386.41	327.62		5,580.65	133.38			
5,714.03			5,714.03			5,714.03			5,714.03			5,714.03					
	4,857.61	856.42		5,032.79	681.24		5,214.29	499.74		5,402.33	311.70		5,597.15	116.88			
5,714.03			5,714.03			5,714.03			5,714.03			5,714.03					
	4,871.97	842.06		5,047.67	666.36		5,229.71	484.32		5,418.30	295.73		5,613.70	100.33			
5,714.03			5,714.03			5,714.03			5,714.03			5,714.03					
	4,886.38	827.65		5,062.60	651.43		5,245.17	468.86		5,434.32	279.71		5,630.30	83.73			
5,714.03			5,714.03			5,714.03			5,714.03			5,714.03					
	4,900.83	813.20		5,077.56	636.47		5,260.68	453.35		5,450.39	263.64		5,646.95	67.08			
5,714.03			5,714.03			5,714.03			5,714.03			5,714.03					
	4,915.32	798.71		5,092.58	621.45		5,276.23	437.80		5,466.51	247.52		5,663.65	50.38			
5,714.03			5,714.03			5,714.03			5,714.03			5,714.03					
	4,929.85	784.18		5,107.63	606.40		5,291.83	422.20		5,482.67	231.36		5,680.39	33.64			
68,568.36			68,568.36			68,568.36			68,568.36			68,568.36			5,714.03		
	58,208.37			60,307.53			62,482.42			64,735.71			67,070.26			5,696.97	
		10,359.99			8,260.83			6,085.94			3,832.65			1,498.10			17.06
279,987.47			211,419.11			142,850.75			74,282.39			5,714.03			0.00		



**GILLESPIE COUNTY, TEXAS**  
**Public Property Finance ... Contract 6774, October 24, 2014**  
**Sheriff Office ... Law Enforcement Radio System Upgrade**

**ACTUAL Payments**

ACTUAL Payments	FY2015			FY2016			FY2017			FY2018			FY2019		
	Total Payment	Principal	Interest	Total Payment	Principal	Interest	Total Payment	Principal	Interest	Total Payment	Principal	Interest	Total Payment	Principal	Interest
Balance Year Start	686,426.40			<b>623,572.07</b>											
October	payment	0.00		5,714.03											
	principal/interest				4,141.76	1,572.27									
November	payment	5,714.03		<b>5,714.03</b>											
	principal/interest	3,782.22	1,931.81		<b>4,154.01</b>	<b>1,560.02</b>									
December	payment	5,714.03													
	principal/interest	4,021.27	1,692.76												
January	payment	5,714.03													
	principal/interest	4,033.16	1,680.87												
February	payment	5,714.03													
	principal/interest	4,045.09	1,668.94												
March	payment	5,714.03													
	principal/interest	4,057.05	1,656.98												
April	payment	5,714.03													
	principal/interest	4,069.04	1,644.99												
May	payment	5,714.03													
	principal/interest	4,081.07	1,632.96												
June	payment	5,714.03													
	principal/interest	4,093.14	1,620.89												
July	payment	5,714.03													
	principal/interest	4,105.24	1,608.79												
August	payment	5,714.03													
	principal/interest	4,117.38	1,596.65												
September	payment	5,714.03													
	principal/interest	4,129.55	1,584.48												
<b>Total Payments Current Period</b>															
Total Payments	62,854.33			<b>11,428.06</b>											
Principal		44,534.21			<b>8,295.77</b>										
Interest			18,320.12			<b>3,132.29</b>									
<b>Balance Current Period</b>															
				623,572.07											<b>612,144.01</b>



**County of Gillespie**  
**District Clerk Bond / Trust Recap**  
 October 2015 - September 2016  
 Funds Managed by County Treasurer

Cause Description	Cause No	Initial Investment	Prior Interest		Current Year Interest												Cause Description	Released Investments	Current Balances	Current Interest
		Face	Adjusted	TexPool	TexPool Account															
		Value	Interest	Interest	Oct.2015	Nov.2015	Dec.2015	Jan.2016	Feb.2016	Mar.2016	Apr.2016	May.2016	Jun.2016	Jul.2016	Aug.2016	Sep.2016				
Sonstegard / Curtis	2705	1,000.00	792.80	31.52	closed 05.2004/transferred to District Clerk Acct 117												Sonstegard / Curtis	1,824.32	0.00	0.00
State v Montagnino	4073	10,000.00	43.82	171.08	closed 04.2004												State v Montagnino	10,214.90	0.00	0.00
State v Chow	4232	10,000.00		31.34	closed 05.2004/transferred to District Clerk Acct 117												State v Chow	10,031.34	0.00	0.00
State v Loui	4233	10,000.00		25.50	closed 04.2004												State v Loui	10,025.50	0.00	0.00
State v Duecker	4261	20,000.00		33.03	closed 05.2004/transferred to District Clerk Acct 117												State v Duecker	20,033.03	0.00	0.00
State v Duecker	4262	20,000.00		33.03	closed 05.2004/transferred to District Clerk Acct 117												State v Duecker	20,033.03	0.00	0.00
Wheatcraft v Meier	6978	500.00	238.07	159.05	0.07	0.08											Wheatcraft v Meier		895.27	0.15
Munsell Meier v Robinson	7227	1,000.00	390.71	254.33	closed 03.11.2008												Munsell Meier v Robinson	1,645.04	0.00	0.00
Pauls v Bird	8623	500.00	77.66	124.83	0.06	0.06											Pauls v Bird		702.61	0.12
Pruitt v Danes	8764	1,000.00	128.41	16.95	closed 02.2004												Pruitt v Danes	1,145.36	0.00	0.00
Damron (Investment)	8766	500.00		24.86	closed 10.2005												Damron (Investment)	524.86	0.00	0.00
Tin Star Ranch	9411	500.00	5.37	32.96	closed 02.03.2006												Tin Star Ranch	538.33	0.00	0.00
Hearne & Phillips	9461	100.00	1.07	21.82	0.01	0.01											Hearne & Phillips		122.91	0.02
Haggard v Schroeder	9666	500.00	1.19	108.23	0.05	0.06											Haggard v Schroeder		609.53	0.11
Staats v Tonn	9752	1,000.00		17.85	closed 12.2003												Staats v Tonn	1,017.85	0.00	0.00
Silver Deer v Senkbeil	10010	100.00		20.59	0.01	0.01											Silver Deer v Senkbeil		120.61	0.02
Ankem v Woods & Schmidt	10154	1,000.00		55.01	closed 03.06.2006												Ankem v Woods & Schmidt	1,055.01	0.00	0.00
Sledge v Jones	10370	1,000.00		190.82	0.10	0.11											Sledge v Jones		1,191.03	0.21
Whitewood v Hartel	10373	100.00		19.11	0.01	0.01											Whitewood v Hartel		119.13	0.02
Ballard v Keidel	10412	1,000.00		4.31	closed 12.2004												Ballard v Keidel	1,004.31	0.00	0.00
Parker/Roscoe L	10522	23,800.00		2,639.22	closed 07.12.2007												Parker/Roscoe L	26,439.22	0.00	0.00
Harris v Fourton (dba Silver Deer)	10779	1,000.00		152.11	0.09	0.10											Harris v Fourton (dba Silver Deer)		1,152.30	0.19
Fonder v Salinas	10930	200.00		27.54	0.02	0.02											Fonder v Salinas		227.58	0.04
City of Fbg v Penick	10970	274,045.00		118.40	closed 09.21.2006												City of Fbg v Penick	274,163.40	0.00	0.00
A J Waight v LCRA	11042	250.00		1.06	closed 07.20.2006												A J Waight v LCRA	251.06	0.00	0.00
Jenschke v Friedrich	11228	1,000.00		15.72	closed 06.01.2007												Jenschke v Friedrich	1,015.72	0.00	0.00
Quest Oil v Wallen and B&B Oil	11259	1,000.00		74.17	closed 03.24.2011												Quest Oil v Wallen and B&B Oil	1,074.17	0.00	0.00
Cornerstone v Parker	11336	1,000.00		52.90	0.09	0.10											Cornerstone v Parker		1,053.09	0.19
Irwin vs Irwin	11399	303,022.74		3,310.61	closed 06.07.2011												Irwin vs Irwin	306,333.35	0.00	0.00
Herb Venture v Varney	11703	250.00		4.12	0.02	0.02											Herb Venture v Varney		254.16	0.04
Dolezal vs Dolezal	11812	1,000.00		7.95	closed 10.2012												Dolezal vs Dolezal	1,007.95	0.00	0.00



**County of Gillespie**  
**District Clerk Bond / Trust Recap**  
 October 2015 - September 2016  
 Funds Managed by County Treasurer

Cause Description	Cause No	Initial Investment Face Value	Prior Interest			Current Year Interest											Cause Description	Released Investments	Current Balances	Current Interest			
			Adjusted Interest	TexPool Interest	TexPool Account																		
					Oct.2015	Nov.2015	Dec.2015	Jan.2016	Feb.2016	Mar.2016	Apr.2016	May.2016	Jun.2016	Jul.2016	Aug.2016	Sep.2016							
Bredemus and J&B Cheese v Just	11877	1,000.00		9.78	0.08	0.09													Bredemus and J&B Cheese v Just		1,009.95	0.17	
Prause &Thompson v Bierschwale	11897	100.00		0.92	0.01	0.01													Prause &Thompson v Bierschwale		100.94	0.02	
Rutherford v Rather & Kamp	11904	100.00		0.92	0.01	0.01													Rutherford v Rather & Kamp		100.94	0.02	
Querner v Lester	11928A	1,000.00		1.86	0.08	0.09													Querner v Lester		1,002.03	0.17	
TexHillCo EmployeesC.U. vs Beckmann	12195	100.00		0.05	closed 01.19.2010														TexHillCo EmployeesC.U. vs Beckmann	100.05	0.00	0.00	
Fulton v Coleman	12209	500.00		3.07	0.04	0.05													Fulton v Coleman		503.16	0.09	
IBT Int v Grammer	12228	115,000.00		130.48	closed 06.2014														IBT Int v Grammer	115,130.48	0.00	0.00	
Ferrell vs Hall, Executor Estate of Klein, Deceased	12369	500.00		0.60	closed 12.27.2010														Ferrell vs Hall, Executor Estate of Klein, Deceased	500.60	0.00	0.00	
Baby vs Doggett	12603	400.00		0.35	closed 02.14.2012														Baby vs Doggett	400.35	0.00	0.00	
Cover v Chase Bank	12964	100.00		0.12	0.01	0.01													Cover v Chase Bank		100.14	0.02	
Balero v Federal Home Mortgage	13025	250.00		0.50	0.02	0.02													Balero v Federal Home Mortgage		250.54	0.04	
LCRA vs TRT Ranch	13119	949,500.00		45.58	closed 09.10.2013														LCRA vs TRT Ranch	949,545.58	0.00	0.00	
LCRA vs Oehler	13120	195,000.00		9.36	closed 09.10.2013														LCRA vs Oehler	195,009.36	0.00	0.00	
LCRA vs Wahmund	13121	177,000.00		8.49	closed 09.10.2013														LCRA vs Wahmund	177,008.49	0.00	0.00	
Collins, Estate of Smith v Bank of America	13203	500.00		0.89	0.04	0.05													Collins, Estate of Smith v Bank of America		500.98	0.09	
Whatley, et al vs Live Springs, et al	13291	500.00		0.66	0.04	0.05													Whatley, et al vs Live Springs, et al		500.75	0.09	
Bruce Kneese vs New York Life Insurance and Annuity Corp, et al	13320	951.17	opened 03.03.2014	0.30	closed 03.05.2015														Bruce Kneese vs New York Life Insurance and Annuity Corp, et al	951.47	0.00	0.00	
Hampton vs Spornhauer	13343	2,000.00		2.64	0.16	0.18													Hampton vs Spornhauer		2,002.98	0.34	
Kerville Professional Properties LTD ... vs Friendship Village Owner's Asn, Inc ...	13640		Clerk ... case settled ... awaiting court order to release ... 03.03.2014 LL																Kerville Professional Properties LTD ... vs Friendship Village Owner's Asn, Inc ...		0.00	0.00	
In the Matter of the Marriage of Roxanne L Pennington & Gerard M Pennington and In the Interest of Sarah Pennington & Matthew Pennington, Children	13683	500.00	opened 03.03.2014	0.32	0.04	0.05													In the Matter of the Marriage of Roxanne L Pennington & Gerard M Pennington and In the Interest of Sarah Pennington & Matthew Pennington, Children		500.41	0.09	
Berry vs Cardash	13859	500,984.49	opened 09.11.2014	159.13	closed 2015.06.11														Berry vs Cardash	501,143.62	0.00	0.00	
Berry vs Cardash ... TRO	13859TRO	5,000.00	opened 09.11.2014	2.69	0.42	0.49													Berry vs Cardash ... TRO		5,003.60	0.91	
Roscoe L Parker Guardianship	10522(a)	7,500.00		587.17	closed 07.12.2007														Roscoe L Parker Guardianship	8,087.17	0.00	0.00	
State v Farmer	3870A	4,000.00		504.78	67.71	closed 05.2004;transferred to District Clerk Acct 117														State v Farmer	4,572.49	0.00	0.00
State v Farmer	3870B	1,000.00		126.19	19.89	closed 05.2004;transferred to District Clerk Acct 117														State v Farmer	1,146.08	0.00	0.00
Damron (trust)	8766(A)	26,278.61		92.83	closed 01.2005														Damron (trust)	26,371.44	0.00	0.00	
<b>Totals</b>		<b>2,676,132.01</b>		<b>2,308.07</b>	<b>8,926.33</b>	<b>1.48</b>	<b>1.68</b>	<b>0.00</b>	<b>0.00</b>	<b>0.00</b>	<b>0.00</b>	<b>0.00</b>	<b>0.00</b>	<b>0.00</b>	<b>0.00</b>	<b>0.00</b>	<b>0.00</b>	<b>0.00</b>	<b>Totals</b>	<b>2,669,344.93</b>	<b>18,024.64</b>	<b>3.16</b>	



**County of Gillespie**  
**County Clerk Holding Account Recap**  
 October 2015 - September 2016  
 Funds Managed by County Treasurer

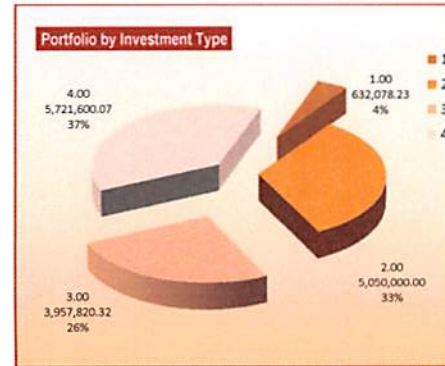
Cause	Investment Face Value	Current Year Interest TexPool Account												Released Investment	Current Balances	Total Interest FY2015	
		Oct.2015	Nov.2015	Dec.2015	Jan.2016	Feb.2016	Mar.2016	Apr.2016	May.2016	Jun.2016	Jul.2016	Aug.2016	Sep.2016				
Cause 9145 Doyle/Michael J Guardianship additional funds added July 2013 of \$682.40 to original face of \$119,517.83 or \$120,200.23 principal	120,200.23	344.18	9.91	10.95											0.00	120,565.27	20.86
Cause 8132 Roscoe L Parker	7,500.00	97.71	04.2006 account closed ... case transferred to District Court												7,597.71	0.00	
Cause 8321 David Eugene Reynolds	100,000.00	11,872.07	closed 07.14.2008												111,872.07	0.00	
<b>Investment Totals</b>	<b>107,500.00</b>	<b>0.00</b>	<b>12,313.96</b>	<b>9.91</b>	<b>10.95</b>	<b>0.00</b>	<b>0.00</b>	<b>0.00</b>	<b>0.00</b>	<b>0.00</b>	<b>0.00</b>	<b>0.00</b>	<b>0.00</b>	<b>0.00</b>	<b>119,469.78</b>	<b>120,565.27</b>	<b>20.86</b>

## GILLESPIE COUNTY, TEXAS

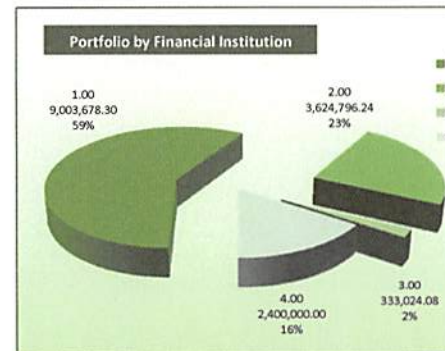
### Portfolio Asset Summary By Investment Type

As of November 30, 2015  
Of Funds Managed By County Treasurer Office

Financial Institution Account / Investment Type	Cash Balances As Of November 30, 2015	
<b>Security State Bank &amp; Trust</b>		
<b>County Depository</b>		
<b>Checking Accounts</b>		
General ... multi-fund account	(87.42)	
COB 2001, GOB Series 2010 Interest & Sinking	44,955.02	
County Attorney Hot Check Fund	11,848.17	
Appellate Judicial	0.04	
Justice of Peace No 1	63,924.42	
Justice of Peace No 2	41,182.62	
County Clerk Operating	80,782.25	
District Clerk Operating	81,670.79	
GOB Series 2013 ... Jail Project	1.00	
GOB Series 2013 ... Interest & Sinking	<u>307,801.34</u>	<u>632,078.23</u>
<b>Sweep Accounts</b>		
General Sweep Account ... multi-fund account	5,658,768.91	
GOB Series 2013 Sweep Account ... Jail Project	<u>62,831.16</u>	<u>5,721,600.07</u>
<b>Certificate of Deposit .. General Fund (10.)</b>		
0.35% per annum, paid monthly .. maturity 02.11.2016	100,000.00	
0.35% per annum, paid monthly .. maturity 05.02.2016	100,000.00	
0.35% per annum, paid monthly .. maturity 02.28.2016	100,000.00	
0.35% per annum, paid monthly .. maturity 10.29.2016	100,000.00	
0.35% per annum, paid monthly .. maturity 03.04.2016	250,000.00	
0.35% per annum, paid monthly .. maturity 04.01.2016	500,000.00	
0.35% per annum, paid monthly .. maturity 07.01.2016	500,000.00	
0.35% per annum, paid monthly .. maturity 10.01.2016	500,000.00	
0.35% per annum, paid monthly .. maturity 01.01.2016	<u>500,000.00</u>	<u>2,650,000.00</u>
		<b>9,003,678.30</b>
<b>TexPool</b>		
<b>Investment Service for Public Funds</b>		
<b>Investment Pool</b>		
General ... multi-fund account	3,485,496.34	
Interest & Sinking	709.99	
District Clerk Holding In Trust	18,024.64	
County Clerk Holding In Trust	120,565.27	
GOB Series 2013 ... Jail Project	<u>0.00</u>	<u>3,624,796.24</u>
		<b>3,624,796.24</b>



1	632,078.23	Checking Accounts
2	5,050,000.00	Certificates of Deposit
3	3,957,820.32	Investment Pools
4	<u>5,721,600.07</u>	Sweep Accounts
<b>15,361,498.62</b>		<b>Total</b>



1	9,003,678.30	Security State Bank & Trust
2	3,624,796.24	TexPool
3	333,024.08	Texas Class
4	<u>2,400,000.00</u>	Blanco National Bank
<b>15,361,498.62</b>		<b>Total</b>



**GILLESPIE COUNTY, TEXAS**  
**Portfolio Asset Summary By Investment Type**  
**As of November 30, 2015**  
**Of Funds Managed By County Treasurer Office**

Financial Institution	Account / Investment Type	Cash Balances As Of	
Investment Class	Investment Service for Public Funds	November 30, 2015	
<b>Investment Pool</b>			
GOB Series 2013 ... Jail Project      333,024.08      333,024.08      333,024.08			
Blanco National Bank			
Certificate of Deposit - General Fund (10)			
0.45% per annum, paid monthly - maturity 11:07:2016	100,000.00	100,000.00	100,000.00
0.45% per annum, paid monthly - maturity 02:11:2016	100,000.00	100,000.00	100,000.00
0.45% per annum, paid monthly - maturity 01:02:2016	100,000.00	100,000.00	100,000.00
0.45% per annum, paid monthly - maturity 07:19:2016	100,000.00	100,000.00	100,000.00
0.45% per annum, paid monthly - maturity 03:07:2016	100,000.00	100,000.00	100,000.00
0.45% per annum, paid monthly - maturity 09:07:2016	100,000.00	100,000.00	100,000.00
0.45% per annum, paid monthly - maturity 10:07:2016	100,000.00	100,000.00	100,000.00
0.45% per annum, paid monthly - maturity 05:28:2016	100,000.00	100,000.00	100,000.00
0.45% per annum, paid monthly - maturity 08:02:2016	100,000.00	100,000.00	100,000.00
0.45% per annum, paid monthly - maturity 11:02:2016	100,000.00	100,000.00	100,000.00
0.45% per annum, paid monthly - maturity 12:02:2015	100,000.00	100,000.00	100,000.00
0.45% per annum, paid monthly - maturity 04:18:2016	100,000.00	100,000.00	100,000.00
0.45% per annum, paid monthly - maturity 11:22:2016	100,000.00	100,000.00	100,000.00
0.45% per annum, paid monthly - maturity 01:30:2016	100,000.00	100,000.00	100,000.00
0.45% per annum, paid monthly - maturity 01:30:2016	100,000.00	100,000.00	100,000.00
0.45% per annum, paid monthly - maturity 03:05:2016	100,000.00	100,000.00	100,000.00
0.45% per annum, paid monthly - maturity 04:01:2016	100,000.00	100,000.00	100,000.00
0.45% per annum, paid monthly - maturity 12:01:2015	100,000.00	100,000.00	100,000.00
0.45% per annum, paid monthly - maturity 04:01:2016	100,000.00	100,000.00	100,000.00
0.45% per annum, paid monthly - maturity 04:01:2016	100,000.00	100,000.00	100,000.00
0.45% per annum, paid monthly - maturity 04:15:2016	100,000.00	100,000.00	100,000.00
0.45% per annum, paid monthly - maturity 06:01:2016	100,000.00	100,000.00	100,000.00
0.45% per annum, paid monthly - maturity 06:15:2016	100,000.00	2,400,000.00	2,400,000.00
<b>Total</b>			<b>15,361,498.62</b>

GILLESPIE COUNTY, TEXAS

Portfolio Asset Summary vs. Security Holdings  
As of November 30, 2015

For Funds Held by the County Treasurer and All Fee Offices

Financial Institution Account / Investment Type	Cash Balances as of November 30, 2015	Financial Institution Pledge / Security Holdings
Security State Bank & Trust County Depository	Account Balances	Pledge / Security Holdings
<b>County Treasurer Managed Accounts</b>		
Checking Accounts		
General Checking ... multi-fund account	(87.42)	
COB Series 2001, GORefunding 2010 Interest & Sinking	44,955.02	
County Attorney's Hot Check Fund	11,848.17	
Appellate Judicial	0.04	
Justice of Peace No 1	63,924.42	
Justice of Peace No 2	41,182.62	
County Clerk Operating	80,782.25	
District Clerk Operating	81,670.79	
GOB Series 2013 ... Jail Project	1.00	
GOB Series 2013 ... Interest & Sinking	307,801.34	632,078.23
Sweep Account		
General Sweep Account ... multi-fund account	5,658,768.91	
GOB Series 2013 Sweep Account ... Jail Project	62,831.16	5,721,600.07
<b>County Treasurer Managed Investments</b>		
Certificates of Deposit ... General Fund (10.)		
0.35% per annum, paid monthly .. maturity 02.11.2016	100,000.00	
0.35% per annum, paid monthly .. maturity 05.02.2016	100,000.00	
0.35% per annum, paid monthly .. maturity 02.28.2016	100,000.00	
0.35% per annum, paid monthly .. maturity 10.29.2016	100,000.00	
0.35% per annum, paid monthly .. maturity 03.04.2016	250,000.00	
0.35% per annum, paid monthly .. maturity 04.01.2016	500,000.00	
0.35% per annum, paid monthly .. maturity 07.01.2016	500,000.00	
0.35% per annum, paid monthly .. maturity 10.01.2016	500,000.00	
0.35% per annum, paid monthly .. maturity 01.01.2016	500,000.00	2,650,000.00



GILLESPIE COUNTY, TEXAS

Portfolio Asset Summary vs. Security Holdings  
As of November 30, 2015

For Funds Held by the County Treasurer and All Fee Offices

Financial Institution Account / Investment Type	Cash Balances as of November 30, 2015		Financial Institution Pledge / Security Holdings
<b>Security State Bank &amp; Trust County Depository</b>	<b>Account Balances</b>		<b>Pledge / Security Holdings</b>
<b>Tax Assessor-Collector Managed Accounts</b>			
Checking Accounts			
TA-C Operating Account	34,175.23		
TxP&WL	2,331.57		
MVD	133,277.68		
MVD Sales Tax	295,211.89		
City of Fredericksburg Ad Valorem	88.95		
MVD Title	2,299.37		
Road & Bridge Fee	15,748.01		
Fredericksburg ISD Ad Valorem	7,590.13		
Escrow (Ad Valorem Property)	33.84		
VIT (Vehicle Inventory Tax) Escrow	1,570.30		
Harper ISD Ad Valorem	15.73		
Gillespie County WCID Ad Valorem	0.05		
Doss CCSD Ad Valorem			
Stonewall WCID Ad Valorem			
Hill Country Underground WCD Ad Valorem			
Gillespie County Ad Valorem	104.93	492,447.68	
<b>County Clerk Managed Account</b>			
Checking Account			
County Clerk Escrow	21,397.48	21,397.48	
<b>Sheriff Managed Account</b>			
Checking Account			
Sheriff Bail Bond Account	59,150.00		
Sheriff Inmate	10,982.31		
Sheriff Commissary	2,271.88	72,404.19	
<b>District Clerk Managed Account</b>			
Checking Account			
District Clerk Trust	37,234.56	37,234.56	
			19,700,253.55 SSB&T Pledged Securities .par value / original face
			20,218,930.16 SSB&T Pledged Securities .book value
			20,636,845.65 SSB&T Pledged Securities .fair market value
			250,000.00 FDIC Coverage / Demand Deposits @ SSB&T
	9,627,162.21	21,136,845.65	250,000.00 FDIC Coverage / Time Deposits @ SSB&T

GILLESPIE COUNTY, TEXAS

Portfolio Asset Summary vs. Security Holdings  
As of November 30, 2015

For Funds Held by the County Treasurer and All Fee Offices

Financial Institution Account / Investment Type	Cash Balances as of November 30, 2015	Financial Institution Pledge / Security Holdings
<b>TexPool Investment Service for Public Funds</b>		
<b>County Treasurer Managed Investments</b>		
Investment Pool Accounts		Pledge / Security Holdings
General ... multi-fund account	3,485,496.34	
Interest & Sinking - COB Series 2001/GOB Series 2010	709.99	
District Clerk Holding	18,024.64	
County Clerk Holding	120,565.27	
GOB Series 2013 ... Jail Project	0.00	
	<b>3,624,796.24</b>	<b>3,624,796.24</b>
Net Asset Value ... TexPool seeks to maintain a net asset value of \$1.00 (+/- 0.005 allowable) and is designed to be used for investments of funds which may be needed at any time. November 30, 2015, net asset value 0.99991		

Financial Institution Account / Investment Type	Cash Balances as of November 30, 2015	Financial Institution Pledge / Security Holdings
<b>Texas Class Investment Service for Public Funds</b>		
<b>County Treasurer Managed Investments</b>		
Investment Pool Account		Pledge / Security Holdings
GOB Series 2013 ... Jail Project	333,024.08	
	<b>333,024.08</b>	<b>333,024.08</b>
Net Asset Value ... Texas Class seeks to maintain a net asset value of \$1.00 (+/- 0.005 allowable) and is designed to be used for investments of funds which may be needed at any time. November 30, 2015, net asset value 1.00		



GILLESPIE COUNTY, TEXAS

Portfolio Asset Summary vs. Security Holdings  
As of November 30, 2015

For Funds Held by the County Treasurer and All Fee Offices

Financial Institution Account / Investment Type		Cash Balances as of November 30, 2015	Financial Institution Pledge / Security Holdings
Blanco National Bank		Account Balances	Pledge / Security Holdings
<b>County Treasurer Managed Investments</b>			
Certificates of Deposit - General Fund (10.)			
0.45% per annum, paid monthly .. maturity 11.07.2016	100,000.00		
0.45% per annum, paid monthly .. maturity 02.11.2016	100,000.00		
0.45% per annum, paid monthly .. maturity 01.02.2016	100,000.00		
0.45% per annum, paid monthly .. maturity 07.19.2016	100,000.00		
0.45% per annum, paid monthly .. maturity 03.07.2016	100,000.00		
0.45% per annum, paid monthly .. maturity 09.07.2016	100,000.00		
0.45% per annum, paid monthly .. maturity 10.07.2016	100,000.00		
0.45% per annum, paid monthly .. maturity 05.28.2016	100,000.00		
0.45% per annum, paid monthly .. maturity 05.28.2016	100,000.00		
0.45% per annum, paid monthly .. maturity 08.02.2016	100,000.00		
0.45% per annum, paid monthly .. maturity 11.02.2016	100,000.00		
0.45% per annum, paid monthly .. maturity 12.02.2015	100,000.00		
0.45% per annum, paid monthly .. maturity 04.18.2016	100,000.00		
0.45% per annum, paid monthly .. maturity 11.22.2016	100,000.00		
0.45% per annum, paid monthly .. maturity 01.30.2016	100,000.00		
0.45% per annum, paid monthly .. maturity 01.30.2016	100,000.00		
0.45% per annum, paid monthly .. maturity 03.05.2016	100,000.00		
0.45% per annum, paid monthly .. maturity 04.01.2016	100,000.00		
0.45% per annum, paid monthly .. maturity 12.01.2015	100,000.00		
0.45% per annum, paid monthly .. maturity 04.01.2016	100,000.00		
0.45% per annum, paid monthly .. maturity 04.01.2016	100,000.00		
0.45% per annum, paid monthly .. maturity 04.15.2016	100,000.00		
0.45% per annum, paid monthly .. maturity 06.01.2016	100,000.00		
0.45% per annum, paid monthly .. maturity 05.15.2016	100,000.00	2,400,000.00	3,551,172.91
		2,400,000.00	3,551,172.91
			3,045,871.16 BNB Pledged Securities, par value
			3,251,090.07 BNB Pledged Securities, book value
			3,301,172.91 BNB Pledged Securities, fair market value
			250,000.00 FDIC Coverage @ BNB


GILLESPIE COUNTY, TEXAS

Portfolio Asset Summary vs. Security Holdings  
As of November 30, 2015


For Funds Held by the County Treasurer and All Fee Offices

Financial Institution Account / Investment Type	Cash Balances as of November 30, 2015	Financial Institution Pledge / Security Holdings
--	--	---

Total Assets	As Of November 30, 2015	As Of November 30, 2015
	15,984,982.53	28,645,838.88
		Total Securities



1	1,255,562.14	Checking Accounts
2	5,721,600.07	Sweep Accounts
3	3,957,820.32	Investment Pools
4	5,050,000.00	Certificates of Deposit
	15,984,982.53	Total



1	9,627,162.21	Security State Bank & Trust
2	3,624,796.24	TexPool
3	2,400,000.00	Blanco National Bank
4	333,024.08	Texas Class
	15,984,982.53	Total



GILLESPIE COUNTY, TEXAS

Portfolio Asset Summary vs. Security Holdings  
 As of November 30, 2015

For Funds Held by the County Treasurer and All Fee Offices

Financial Institution Account / Investment Type	Cash Balances as of November 30, 2015	Financial Institution Pledge / Security Holdings
--	--	---

Deposit and Investment Risk Disclosure
<p><b>General Statement</b> ... The County continues to take a conservative approach to investment of county funds. Investment strategies are built on cash flow versus fund name. County funds are predominantly invested in TexPool ... an investment service for public funds ... and certificate of deposits. Depository interest-bearing checking accounts are used more as clearing accounts than a type of investment.</p> <p>The General Checking Account (multi-fund account) ... interest-bearing, with a one dollar (\$1.00) threshold ... is attached to a sweep account with a \$25,000.00 required minimum balance. This holds the same for the GOB Series 2013 Account ... it is interest-bearing, with a one dollar (\$1.00) threshold ... and is attached to a sweep account with a \$25,000.00 required minimum balance.</p> <p><b>Custodial Risk</b> ... All deposits/investments with any banking institution are collateralized over 100%, all collateral (exclusive FDIC coverage) is placed with a third party that is not a depository of the County, and collateral is pledged to Gillespie County.</p> <p><b>Interest Rate Risk</b> ... The County does not have a formal investment policy that limits investment maturities as a means of managing its exposure to fair value losses arising from changing interest rates.</p> <p>At November 30, 2015, the County had no investments other than those in an investment pool that would be effected.</p> <p>Certificates of Deposit are normally held at one year maturities and maturity dates are staggered.</p> <p>Occasionally CD's are originally invested for periods of less or over a year to optimize a staggered portfolio.</p> <p>CD's are held at face values with interests paid to the County monthly.</p> <p><b>Credit Risk</b> ... <b>At November 30, 2015, the County has no investments</b> in commercial paper, corporate bonds, mutual funds.</p> <p>At November 30, 2015, TexPool was rated AAAm by Standard &amp; Poor's.</p> <p>At November 30, 2015, Texas Class was rated AAAm by Standard &amp; Poor's.</p> <p><b>Concentration of Credit Risk</b> ... The County does not place any limit on the amount the County may invest with any type of investment or issuer. However, considering the current economy the County has kept lower concentrations in any one issuer.</p> <p>At November 30, 2015, the County had its assets/investments invested by investment type</p> <ul style="list-style-type: none"> <li>24.7596 % in investment pools</li> <li>31.5922 % in certificate of deposit(s)</li> <li>7.8546 % in checking, money market, passbook accounts</li> <li>35.7936 % in sweep accounts</li> </ul> <p>At November 30, 2015, the County had its assets/investments invested by issuer</p> <ul style="list-style-type: none"> <li>22.6763 % in TexPool</li> <li>60.2263 % in Security State Bank &amp; Trust</li> <li>15.0141 % in Blanco National Bank</li> <li>2.0834 % in Texas Class</li> </ul>

**FY2015-2016  
Gillespie County, Texas  
County Treasurer Monthly Financial Statement  
All Funds Managed by County Treasurer**



**For Period Ended November 30, 2015**

**Laura Lundquist, CCT, CIO  
Gillespie County Treasurer**

Maintenance & Operating, COB/GOB, Special Revenue, Special Revenue..Grants, Trust and Agency							
Month	10.31.2015				FY2016	FY2015	11.30.2015
To Date	Cash Balance	Receipts	Disbursements	Allocations	Adjustments	Adjustments	Cash Balance
M&O	11,064,779.07	1,500,312.39	1,130,548.97				11,434,542.49
COB ... GOB Operating	491,514.74	88.62	96,196.26				395,407.10
COB ... GOB I&S	211,019.04	142,447.31					353,466.35
Special Revenue	2,285,141.51	32,451.44	190,276.01				2,127,316.94
Special Revenue ... Grants	484.97						484.97
Trust and Agency	563,660.79	101,066.62	7,975.79				656,751.62
<b>Totals County Funds</b>	<b>14,616,600.12</b>	<b>1,776,366.38</b>	<b>1,424,997.03</b>	<b>0.00</b>	<b>0.00</b>	<b>0.00</b>	<b>14,967,969.47</b>


Year	09.30.2015				FY2016	FY2015	11.30.2015
To Date	Cash Balance	Receipts	Disbursements	Allocations	Adjustments	Adjustments	Cash Balance
M&O	11,841,794.67	2,009,043.34	2,416,295.52				11,434,542.49
COB ... GOB Operating	491,873.19	179.31	96,645.40				395,407.10
COB ... GOB I&S	198,485.01	154,981.34					353,466.35
Special Revenue	2,164,430.67	171,025.34	208,139.07				2,127,316.94
Special Revenue ... Grants	484.97						484.97
Trust and Agency	639,676.77	238,933.47	221,858.62				656,751.62
<b>Totals County Funds</b>	<b>15,336,745.28</b>	<b>2,574,162.80</b>	<b>2,942,938.61</b>	<b>0.00</b>	<b>0.00</b>	<b>0.00</b>	<b>14,967,969.47</b>

Clerks of the Courts Trust Funds							
Month	10.31.2015				FY2016	FY2015	11.30.2015
To Date	Cash Balance	Receipts	Disbursements	Allocations	Adjustments	Adjustments	Cash Balance
District Clerk Trust	18,022.96	1.68					18,024.64
County Clerk Trust	120,554.32	10.95					120,565.27
<b>Totals Clerk Trusts</b>	<b>138,577.28</b>	<b>46.59</b>	<b>0.00</b>	<b>0.00</b>	<b>0.00</b>	<b>0.00</b>	<b>138,589.91</b>

Year	09.30.2015				FY2016	FY2015	11.30.2015
To Date	Cash Balance	Receipts	Disbursements	Allocations	Adjustments	Adjustments	Cash Balance
District Clerk Trust	18,021.48	3.16					18,024.64
County Clerk Trust	120,544.41	20.86					120,565.27
<b>Totals Clerk Trusts</b>	<b>138,565.89</b>	<b>24.02</b>	<b>0.00</b>	<b>0.00</b>	<b>0.00</b>	<b>0.00</b>	<b>138,589.91</b>

Respectfully submitted,



\_\_\_\_\_  
Laura Lundquist, CCT, CIO  
Gillespie County Treasurer

The State of Texas, County of Gillespie

Before me, the undersigned authority, this day personally appeared Laura Lundquist, County Treasurer, to me well known, who, being duly sworn, desposes and says that the above and foregoing report is true and correct.

Witness my hand and seal of this office, this \_\_\_\_\_ day of \_\_\_\_\_, \_\_\_\_\_ A.D.

\_\_\_\_\_  
Mary Lynn Rusche, County Clerk  
County of Gillespie, State of Texas

Compared, examined, and accepted in open Commissioners Court this \_\_\_\_\_ day of \_\_\_\_\_, \_\_\_\_\_ A.D.

\_\_\_\_\_  
Mark Stroehrer, County Judge

\_\_\_\_\_  
Curtis Cameron, Commissioner Pct No 1

\_\_\_\_\_  
William A. Roeder, Commissioner Pct No 2

\_\_\_\_\_  
Calvin Ransleben, Commissioner Pct No 3

\_\_\_\_\_  
Donald W. Schuch, Commissioner Pct No 4