



**FY2015-2016**

**GILLESPIE COUNTY, TEXAS**

**COUNTY TREASURER MONTHLY FINANCIAL REPORT**

For The Period Ended

October 31, 2015

Unaudited

LAURA LUNDQUIST, CCT, CIO

GILLESPIE COUNTY TREASURER

- 1 Cash/Investment Balances All Funds  
For Period Ended October 31, 2015
- 2 Statement of Receipts, Disbursements, Electronic Funds Transfers, Payroll,  
Interfund Allocations, Adjustments, and Investments All Funds  
Month to Date by Fund
- 3 Statement of Receipts, Disbursements, Electronic Funds Transfers, Payroll,  
Interfund Allocations, Adjustments, and Investments All Funds  
Fiscal Year to Date by Fund
- 4 Statement of Maintenance & Operating Funds  
FY2005 through October 31, 2015  
General Fund  
Road & Bridge Funds ... County Wide, Precinct No 1, Precinct No 2, Precinct No 3, Precinct No 4
- 5 Fund Cash/Investment Balance Comparison by Fiscal Year by Fund  
Active and Inactive Funds  
FY2004 through October 31, 2015
- 6 Overall Cash/Investment Balance Comparison by Month  
FY1985 through October 31, 2015
- 7 County Sales Tax ... Effective January 01, 1988  
Allocation Summary of Sales Tax Receipts  
1988 through October 31, 2015  
  
Statement of Repayment of Erroneous Receipt of Sales Tax  
1997 through October 31, 2015 ... 20 Year Payout; Final Payment FY2016
- 8 Hotel Occupancy Tax (HOT) ... Effective January 01, 2007  
Summary of HOT Receipts and Expenditures  
For the Period of January 01, 2007 through October 31, 2015
9. Certificates of Obligation Bonds ... Interest & Sinking  
Statement of Bond Redemptions & Interest Payment Schedule  
GO Refunding Bonds, Series 2010  
Refunding of COB Series 2001, Post Office & Clinic Building Properties



10. General Obligation Bonds ... Interest & Sinking  
Statement of Bond Redemptions & Interest Payment Schedule  
GOB Series 2013, Jail Construction Project
11. Lease / Purchase Finance Capital Equipment  
Statement of Principal & Interest Payment Schedule  
Road & Bridge Departments – Contract No 6451, December2013
  - o Countywide
  - o Precinct No 1
  - o Precinct No 2
  - o Precinct No 3
  - o Precinct No 4
12. Public Property Finance ... Law Enforcement Radio System Upgrade  
Statement of Principal & Interest Payment Schedule  
Sheriff Office --- Contract No 6774, October2014
13. District Clerk Trust Funds ... Statement of Holding in Trust Funds As Managed by County Treasurer  
As of October 31, 2015
14. County Clerk Trust Funds ... Statement of Holding in Trust Funds As Managed by County Treasurer  
As of October 31, 2015
15. Investment Performance Summary ... Certificate(s) of Deposit  
As of October 31, 2015
16. County Treasurer Portfolio Asset Summary by Investment Type  
As of October 31, 2015
17. County Portfolio Asset Summary vs Security Holdings  
As of October 31, 2015
18. Detailed Listing of Receipts to All Funds  
For October2015
19. Detailed Listing of Disbursements from All Funds  
For October2015
20. Detailed Listing of Electronic Funds Transfers from All Funds  
For October2015
21. Detailed Listing of Interfund Allocations to/from All Funds  
For October2015
22. Detailed Listing of Payroll Distribution All Funds  
For October2015
23. Financial Summary Recap Affidavit  
As of October 31, 2015



## GILLESPIE COUNTY, TEXAS

### Cash and Investment Balances All Funds Managed by County Treasurer

For Period Ended October 31, 2015

#### FUNDS LISTING BY CATEGORY

#### GENERAL and ROAD & BRIDGE FUNDS

##### Maintenance & Operating Funds

General Fund	9,889,848.92
Road & Bridge Funds ...	
County Wide	406,737.37
Precinct No 1	104,498.54
Precinct No 2	233,806.49
Precinct No 3	196,392.80
Precinct No 4	<u>233,494.95</u>
Sub-total Road & Bridge Funds	1,174,930.15

#### CASH and INVESTMENTS

11,064,779.07

#### SPECIAL REVENUE FUNDS

Law Library	9,047.08
Lateral Road ...	
Precinct No 1	13,291.39
Precinct No 2	6,658.22
Precinct No 3	6,658.22
Precinct No 4	6,658.22
Sub-total Lateral Road Funds	33,266.05
Probate	30,002.57
Court Reporter Service	1,037.22
County Records Management	92,487.97
County Clerk Records Management	107,295.82
Sheriff Forfeiture	37,634.47
Sheriff Abandoned Vehicle	1,201.82
Sheriff Equitable Sharing	1,202.28
Justice Court Bldg Security	29,700.47
Courthouse Security	1,803.92
District Clerk Records Management	7,349.18
County & District Court Technology	17,206.57
Occupancy Tax	607,620.41
Pretrial Intervention	123,025.71
Justice Court Technology	112,847.35
Airport Operating	1,054,254.96
LEOSE Training--Sheriff	4,028.28
LEOSE Training--Constable No 1	8,038.15
LEOSE Training--Constable No 2	5,984.48
Tax Assessor - M V I	<u>106.75</u>

2,285,141.51

#### SPECIAL REVENUE FUNDS ... GRANTS

Grants ... General, Energy Efficiency	0.00
Grants ... Law Enforcement, Emergency Services P25 Compliant Radio	0.00
PML Loan Star Library	258.39
PML PAC-Pug	211.40
Airport Capital Project Grant	<u>15.18</u>

484.97

**GILLESPIE COUNTY, TEXAS**  
**Cash and Investment Balances**  
**All Funds Managed by County Treasurer**  
**For Period Ended October 31, 2015**

FUNDS LISTING BY CATEGORY <small>(continued)</small>			
<b>CERTIFICATES OF OBLIGATION BONDS</b>			
and			
<b>GENERAL OBLIGATION BONDS</b>			
...			
<b>Operating Accounts</b>			
GOB Series 2013 ... Jail Project	<u>491,514.74</u>	<u>491,514.74</u>	
<b>CERTIFICATES OF OBLIGATION BONDS</b>			
and			
<b>GENERAL OBLIGATION BONDS</b>			
...			
<b>Interest &amp; Sinking Accounts</b>			
COB Series 2001/GOB Refunding Series 2010 ... Interest & Sinking	24,276.03		
GOB Series 2013 ... Interest & Sinking	<u>186,743.01</u>	<u>211,019.04</u>	
<b>TRUST and AGENCY FUNDS</b>			
Criminal Justice	960.00		
Waste Water (State Fee)	330.00		
County Attorney Hot Check	9,619.79		
McDermott (PML)	138,745.98		
Breiten (PML)	206,613.01		
Justice Of The Peace No. 1	39,702.92		
Justice Of The Peace No. 2	20,848.57		
Appellate Judicial System	0.00		
Alternative Dispute Resolution	0.00		
Unclaimed Monies	54,211.45		
County Clerk Operating	44,815.98		
District Clerk Operating	47,813.09		
Light Up The Block	<u>0.00</u>	<u>563,660.79</u>	<u>14,616,600.12</u>
<b>FUNDS PENDING RELEASE</b>			
Check(s) pending release	0.00		
EFT(s) pending release	<u>0.00</u>	<u>0.00</u>	<u>0.00</u>
<b>CHANGE FUNDS</b>			
General Fund (F.10) ... cash provider to various offices	3,000.00		
Sheriff Seizure Fund (F.30)	1,950.00		
County Attorney Hot Check Fund (F.80)	<u>50.00</u>	<u>5,000.00</u>	<u>5,000.00</u>



## GILLESPIE COUNTY, TEXAS

### Cash and Investment Balances All Funds Managed by County Treasurer

For Period Ended October 31, 2015

FUNDS LISTING BY CATEGORY <small>(continued)</small>			
<b>UNALLOCATED MONIES</b>			
<b>Checking Accounts</b>			
Justice of Peace No 2 Checking...unaccountable funds from 02.28.1999 ... date check book was turned over to County Treasurer	(98.56)		
Justice of Peace No 2 Checking...credit card payment pending	324.00		
Justice of Peace No 2 Checking...credit card reversal pending	110.00		
Justice of Peace No 2 Checking...credit card payment pending	270.00		
Justice of Peace No 1 Checking...credit card payment reversal pending	410.00		
Justice of Peace No 1 Checking...credit card payment pending	740.00		
General Checking...online payment pending / US Trea	2,721.37		
General Checking...Rec.79372 correction	(0.10)		
General Checking...Rec.79312 correction	(1.00)		
General Checking...US Trea direct deposit 10.30.2015	117.00		
District Clerk Checking... credit card payment pending	46.05		
District Clerk Checking... NSF not processed by District Clerk	(25.00)		
County Attorney Hot Check Checking...receipt correction	100.00		
Appellate Checking...interest receipt	0.03		
County Clerk Checking...IPP pending	21.00		
County Clerk Checking...TXComptroller pending	16.00	<u>4,750.79</u>	
<b>Investment Pools ... Investment Service For Public Funds</b>			
TexPool ... General	0.00		
TexPool ... COB Series 2001/GOB Series 2010 Interest & Sinking	0.00		
TexPool ... GOB Series 2013 Jail Project	0.00		
Texas Class ... GOB Series 2013 Jail Project	<u>0.00</u>	<u>0.00</u>	
<b>Other Unallocated Funds</b>			
none reported	<u>0.00</u>	<u>0.00</u>	<u>4,750.79</u>
			<b><u>14,626,350.91</u></b>

## GILLESPIE COUNTY, TEXAS

### Cash and Investment Balances All Funds Managed by County Treasurer

For Period Ended October 31, 2015

#### CHECKING and INVESTMENT ACCOUNTS

##### CHECKING ACCOUNTS

GENERAL OPERATING ... Interest Bearing Checking	(271.39)	
Cash On Hand	0.00	
Deposit In Process	33,229.70	
Deposit In Process	93.00	
Online Transfer	(928.94)	
Online Transfer	(5,232.98)	
Online Transfer	38.31	
Online Transfer	227.83	
Outstanding Financial Checks	(265,618.90)	
Outstanding Payroll Checks	(3,272.47)	
Check(s) pending release	<u>0.00</u>	<u>(241,735.84)</u>
GENERAL OPERATING ... Interest Bearing Sweep Account		
Sweep of General Operating Checking	<u>5,460,659.17</u>	<u>5,460,659.17</u>
COB Series 2001 / GORefuding Series 2010 INTEREST & SINKING Checking	22,675.41	
Cash On Hand	0.00	
Online Transfer	(38.31)	
Online Transfer	928.94	
Outstanding Checks	<u>0.00</u>	<u>23,566.04</u>
COUNTY ATTORNEY HOT CHECK ... Interest Bearing Checking	18,487.54	
Cash On Hand	0.00	
Deposit In Process	0.00	
Online Transfer	0.00	
Outstanding Checks	<u>(8,767.75)</u>	<u>9,719.79</u>
APPELLATE JUDICIAL ... Interest Bearing Checking	1,027.24	
Cash On Hand	0.00	
Deposit In Process	0.00	
Online Transfer	0.00	
Outstanding Checks	<u>(1,027.21)</u>	<u>0.03</u>
JUSTICE OF THE PEACE No 1 ... Interest Bearing Checking	41,223.32	
Cash On Hand	0.00	
Deposit In Process	605.00	
Online Transfer	0.00	
Outstanding Checks	<u>(975.40)</u>	<u>40,852.92</u>
JUSTICE OF THE PEACE No 2 ... Interest Bearing Checking	26,536.68	
Cash On Hand	0.00	
Deposit In Process	0.00	
Online Transfer	0.00	
Outstanding Checks	<u>(5,082.67)</u>	<u>21,454.01</u>



## GILLESPIE COUNTY, TEXAS

### Cash and Investment Balances All Funds Managed by County Treasurer

For Period Ended October 31, 2015

CHECKING and INVESTMENT ACCOUNTS <small>(continued)</small>			
<b>CHECKING ACCOUNTS ... Continued</b>			
COUNTY CLERK ... Interest Bearing Checking	44,027.56		
Cash On Hand	0.00		
Deposit In Process	1,004.25		
Deposit In Process	745.00		
Deposit In Process	0.00		
Outstanding Checks ...checks outstanding prior to 10.01.2009	(108.50)		
Outstanding Checks ...outstanding checks post 09.30.2009	(815.33)	<u>44,852.98</u>	
DISTRICT CLERK ... Interest Bearing Checking	80,093.78		
Cash On Hand	0.00		
Deposit In Process	320.25		
Outstanding Checks ...checks outstanding prior to 10.01.2009	(4,361.86)		
Outstanding Checks ...outstanding checks post 09.30.2009	(28,218.03)	<u>47,834.14</u>	
GOB SERIES 2013 - Jail Project ... Interest Bearing Checking	1.00		
Cash On Hand	0.00		
Online Transfer	0.00		
Deposit In Process	0.00		
Outstanding Checks	<u>0.00</u>	<u>1.00</u>	
GOB SERIES 2013 - Jail Project ... Interest Bearing Sweep Account			
Sweep of GOB 2013 Jail Project Checking	<u>58,561.33</u>	<u>58,561.33</u>	
GOB SERIES 2013 - Interest & Sinking ... Interest Bearing Checking	181,737.86		
Cash On Hand	0.00		
Online Transfer	5,232.98		
Online Transfer	(227.83)		
Online Transfer	0.00		
Outstanding Checks	<u>0.00</u>	<u>186,743.01</u>	<u>5,652,508.58</u>

## GILLESPIE COUNTY, TEXAS

### Cash and Investment Balances All Funds Managed by County Treasurer

For Period Ended October 31, 2015

#### CHECKING and INVESTMENT ACCOUNTS (continued)

##### TIME CERTIFICATE OF DEPOSIT(s)

All General Fund (10.) Investments

##### Blanco National Bank

BNB CD .. 0.45% per annum, paid monthly .. 11.07.2015 maturity	100,000.00	
BNB CD .. 0.45% per annum, paid monthly .. 02.11.2016 maturity	100,000.00	
BNB CD .. 0.45% per annum, paid monthly .. 01.02.2016 maturity	100,000.00	
BNB CD .. 0.45% per annum, paid monthly .. 07.19.2016 maturity	100,000.00	
BNB CD .. 0.45% per annum, paid monthly .. 03.07.2016 maturity	100,000.00	
BNB CD .. 0.45% per annum, paid monthly .. 09.07.2016 maturity	100,000.00	
BNB CD .. 0.45% per annum, paid monthly .. 10.07.2016 maturity	100,000.00	
BNB CD .. 0.45% per annum, paid monthly .. 05.28.2016 maturity	100,000.00	
BNB CD .. 0.45% per annum, paid monthly .. 05.28.2016 maturity	100,000.00	
BNB CD .. 0.45% per annum, paid monthly .. 08.02.2016 maturity	100,000.00	
BNB CD .. 0.45% per annum, paid monthly .. 11.02.2015 maturity	100,000.00	
BNB CD .. 0.45% per annum, paid monthly .. 12.02.2015 maturity	100,000.00	
BNB CD .. 0.45% per annum, paid monthly .. 04.18.2016 maturity	100,000.00	
BNB CD .. 0.45% per annum, paid monthly .. 11.22.2015 maturity	100,000.00	
BNB CD .. 0.45% per annum, paid monthly .. 01.30.2016 maturity	100,000.00	
BNB CD .. 0.45% per annum, paid monthly .. 01.30.2016 maturity	100,000.00	
BNB CD .. 0.45% per annum, paid monthly .. 03.05.2016 maturity	100,000.00	
BNB CD .. 0.45% per annum, paid monthly .. 04.01.2016 maturity	100,000.00	
BNB CD .. 0.45% per annum, paid monthly .. 12.01.2015 maturity	100,000.00	
BNB CD .. 0.45% per annum, paid monthly .. 04.01.2016 maturity	100,000.00	
BNB CD .. 0.45% per annum, paid monthly .. 04.01.2016 maturity	100,000.00	
BNB CD .. 0.45% per annum, paid monthly .. 04.15.2016 maturity	100,000.00	
BNB CD .. 0.45% per annum, paid monthly .. 06.01.2016 maturity	100,000.00	
BNB CD .. 0.45% per annum, paid monthly .. 06.15.2016 maturity	<u>100,000.00</u>	<u>2,400,000.00</u>

##### Security State Bank & Trust (County Depository)

SSB&T CD .. 0.35% per annum, paid monthly .. 02.11.2016 maturity	100,000.00	
SSB&T CD .. 0.35% per annum, paid monthly .. 05.02.2016 maturity	100,000.00	
SSB&T CD .. 0.35% per annum, paid monthly .. 02.28.2016 maturity	100,000.00	
SSB&T CD .. 0.35% per annum, paid monthly .. 10.29.2016 maturity	100,000.00	
SSB&T CD .. 0.35% per annum, paid monthly .. 03.04.2016 maturity	250,000.00	
SSB&T CD .. 0.35% per annum, paid monthly .. 04.01.2016 maturity	500,000.00	
SSB&T CD .. 0.35% per annum, paid monthly .. 07.01.2016 maturity	500,000.00	
SSB&T CD .. 0.35% per annum, paid monthly .. 10.01.2016 maturity	500,000.00	
SSB&T CD .. 0.35% per annum, paid monthly .. 01.01.2016 maturity	<u>500,000.00</u>	<u>2,650,000.00</u> <u>5,050,000.00</u>



## GILLESPIE COUNTY, TEXAS

### Cash and Investment Balances All Funds Managed by County Treasurer

For Period Ended October 31, 2015

CHECKING and INVESTMENT ACCOUNTS <small>(continued)</small>				
<b>INVESTMENT POOLS ... Investment Service For Public Funds</b>				
<b>TexPool</b>				
GENERAL ... Multi-Fund Account	3,485,179.93			
Deposit In Process	0.00			
Monies In Transit	<u>0.00</u>	<u>3,485,179.93</u>		
COB SERIES 2001/GORefunding SERIES 2010 ... Interest & Sinking	709.99			
Deposit In Process	0.00			
Monies In Transit	<u>0.00</u>	<u>709.99</u>		
GOB SERIES 2013 ... Jail Project	0.00			
Deposit In Process	0.00			
Monies In Transit	<u>0.00</u>	<u>0.00</u>		
<small>TexPool sub-total</small>		<u>3,485,889.92</u>		
<b>Texas Class</b>				
GOB SERIES 2013 ... Jail Project	432,952.41			
Deposit In Process	0.00			
Monies In Transit	<u>0.00</u>	<u>432,952.41</u>	<u>3,918,842.33</u>	
<b>CHANGE FUNDS</b>				
<b>Under General Fund (F.10)</b>				
Tax Office ... Teller Drawers (4)	1,200.00			
Tax Office ... Office Administration	0.00			
County Clerk	100.00			
District Clerk	100.00			
Justice of Peace No 1	200.00			
Justice of Peace No 2	200.00			
Pioneer Memorial Library	100.00			
Sheriff ... Administration	50.00			
Sheriff ... Jail Operations	50.00			
County Treasurer	1,000.00			
County Warehouse	<u>0.00</u>	<u>3,000.00</u>		
<b>Under Sheriff Seizure (F.30)</b>				
Sheriff ... Administrative Office	<u>1,950.00</u>	<u>1,950.00</u>		
<b>Under County Attorney Hot Check (F.80)</b>				
County Attorney	<u>50.00</u>	<u>50.00</u>	<u>5,000.00</u>	<u>14,626,350.91</u>


## GILLESPIE COUNTY, TEXAS

### Cash and Investment Balances All Funds Managed by County Treasurer

For Period Ended October 31, 2015

DISTRICT CLERK HOLDING					
HOLDING ACCOUNT (s)			CASH and INVESTMENTS		
holding account(s)	<u>18,022.96</u>	<u>18,022.96</u>	<u>18,022.96</u>	<u>18,022.96</u>	<b><u>18,022.96</u></b>
<b>INVESTMENT POOLS ... Investment Service For Public Funds</b>					
TEXPOOL ... DISTRICT CLERK HOLDING	18,022.96				
Deposit In Process	0.00				
Monies In Transit	<u>0.00</u>	<u>18,022.96</u>	<u>18,022.96</u>		<b><u>18,022.96</u></b>

COUNTY CLERK HOLDING					
HOLDING ACCOUNT (s)			CASH and INVESTMENTS		
holding account(s)	<u>120,554.32</u>	<u>120,554.32</u>	<u>120,554.32</u>	<u>120,554.32</u>	<b><u>120,554.32</u></b>
<b>INVESTMENT POOLS ... Investment Service For Public Funds</b>					
TEXPOOL ... COUNTY CLERK HOLDING	120,554.32				
Deposit In Process	0.00				
Monies In Transit	<u>0.00</u>	<u>120,554.32</u>	<u>120,554.32</u>		<b><u>120,554.32</u></b>



Laura Lundquist, C.C.T., C.I.O.  
 Gillespie County Treasurer  
 Gillespie County, Texas



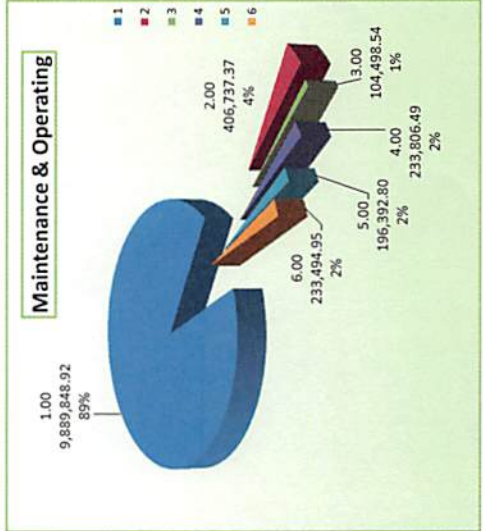
**GILLESPIE COUNTY, TEXAS**  
**STATEMENT OF**  
**Receipts, Disbursements, Electronic Funds Transfers, Payroll, Interfund Allocations, Adjustments, and Time Investments**  
**of County Funds Managed by County Treasurer**

For the Period Ended October 31, 2015

For Current Account Period	Cash Balance as of 09.30.2015	Receipts	Disbursements	Electronic Fund Transfers	Payroll	Total Disbursements	Interfund Allocations In	Interfund Allocations Out	FY2016 Adjustments	FY2015 YE Adjustments	Cash Balances as of 10.31.2015	Time Investments	Adjusted Cash Balance as of 10.31.2015	For Current Account Period
<b>GENERAL and ROAD &amp; BRIDGE Maintenance &amp; Operating Funds</b>														
F10 General	10,425,972.66	430,699.03	478,818.65	223,470.81	264,533.31	966,822.77					9,889,848.92	5,050,000.00	4,839,848.92	F10 General
<b>Road &amp; Bridge Funds</b>														
F15 County Wide	341,842.65	77,888.28	10,674.31		2,319.25	12,993.56					406,737.37		406,737.37	F15 County Wide
F16 Precinct No 1	268,572.55	21.65	135,298.00		28,797.66	164,095.66					104,498.54		104,498.54	F16 Precinct No 1
F17 Precinct No 2	267,713.97	42.80	23,405.96		10,544.32	33,950.28					233,806.49		233,806.49	F17 Precinct No 2
F18 Precinct No 3	268,676.90	36.48	58,121.90		14,198.68	72,320.58					196,392.80		196,392.80	F18 Precinct No 3
F19 Precinct No 4	269,015.94	42.71	22,851.60		12,712.10	35,563.70					233,494.95		233,494.95	F19 Precinct No 4
Sub-Total R&B	1,415,822.01	78,031.92	250,351.77	0.00	68,972.01	318,923.78	0.00	0.00	0.00	0.00	1,174,930.15	0.00	1,174,930.15	Sub-Total R&B
<b>Sub-Totals General / Road &amp; Bridge Maintenance &amp; Operating Funds</b>	<b>11,841,794.87</b>	<b>508,730.95</b>	<b>729,170.42</b>	<b>223,470.81</b>	<b>333,105.32</b>	<b>1,285,746.55</b>	<b>0.00</b>	<b>0.00</b>	<b>0.00</b>	<b>0.00</b>	<b>11,064,779.07</b>	<b>5,050,000.00</b>	<b>6,014,779.07</b>	<b>Sub-Totals General / Road &amp; Bridge Maintenance &amp; Operating Funds</b>

**Maintenance & Operating Cash Balances by Fund As of October 31, 2015**

9,889,848.92	General Fund
406,737.37	F15 County Wide
104,498.54	F16 Precinct No 1
233,806.49	F17 Precinct No 2
196,392.80	F18 Precinct No 3
<u>233,494.95</u>	F19 Precinct No 4
<b>11,064,779.07</b>	



**GILLESPIE COUNTY, TEXAS**  
**STATEMENT OF**  
**Receipts, Disbursements, Electronic Funds Transfers, Payroll, Interfund Allocations, Adjustments, and Time Investments**  
**of County Funds Managed by County Treasurer**

For the Period Ended October 31, 2015

For Current Account Period	Cash Balance as of 09.30.2015	Receipts	Disbursements	Electronic Fund Transfers	Payroll	Total Disbursements	Interfund Allocations In	Interfund Allocations Out	FY2016 Adjustments	FY2015 YE Adjustments	Cash Balances as of 10.31.2015	Time Investments	Adjusted Cash Balance as of 10.31.2015	For Current Account Period
<b>SPECIAL REVENUE</b>														
F20 Law Library	7,760.46	1,749.12	462.50			462.50					9,047.08		9,047.08	F20 Law Library
F21 Lateral Road Precinct Depts														F21 Lateral Road Precinct Depts
Precinct No 1	6,658.18	6,658.21				0.00					13,291.39		13,291.39	Precinct No 1
Precinct No 2	0.00	6,658.22				0.00					6,658.22		6,658.22	Precinct No 2
Precinct No 3	0.00	6,658.22				0.00					6,658.22		6,658.22	Precinct No 3
Precinct No 4	0.00	6,658.22				0.00					6,658.22		6,658.22	Precinct No 4
F24 Probate	29,772.98	229.59				0.00					30,002.57		30,002.57	F24 Probate
F25 Court Reporter	467.33	569.89				0.00					1,037.22		1,037.22	F25 Court Reporter
F28 County Records Mgmt	91,506.18	981.79			1,911.50	0.00					92,487.97		92,487.97	F28 County Records Mgmt
F29 County Clerk Records Mgmt	103,515.09	5,694.28	2.05			1,913.55					107,295.82		107,295.82	F29 County Clerk Records Mgmt
F30 Sheriff Forfeiture	37,627.93	6.54				0.00					37,634.47		37,634.47	F30 Sheriff Forfeiture
F93 Sheriff Abandoned Vehicle Security	1,201.61	0.21				0.00					1,201.82		1,201.82	F93 Sheriff Abandoned Vehicle Security
F31 Justice Court Bldg Security	29,522.59	177.88				0.00					29,700.47		29,700.47	F31 Justice Court Bldg Security
F32 Courthouse Security	2,097.39	1,449.41	1.87		1,741.01	1,742.88					1,803.92		1,803.92	F32 Courthouse Security
F34 District Clerk Records Mgmt	7,114.22	234.96				0.00					7,349.18		7,349.18	F34 District Clerk Records Mgmt
F35 County & District Courts Technology	16,756.67	449.90				0.00					17,206.57		17,206.57	F35 County & District Courts Technology
F36 Occupancy Tax	538,177.10	69,443.31				0.00					607,620.41		607,620.41	F36 Occupancy Tax
F37 Pretrial Intervention	123,025.71					0.00					123,025.71		123,025.71	F37 Pretrial Intervention
F51 Justice Court Technology	112,119.89	727.46				0.00					112,847.35		112,847.35	F51 Justice Court Technology
F72 Airport Operating	1,037,772.61	30,226.48	8,328.23		5,415.90	13,744.13					1,054,254.96		1,054,254.96	F72 Airport Operating
F78 LOOSE-Sheriff	4,028.28					0.00					4,028.28		4,028.28	F78 LOOSE-Sheriff
F79 LOOSE- Constable 1	8,038.15					0.00					8,038.15		8,038.15	F79 LOOSE- Constable 1
F82 LOOSE-Constable 2	5,984.48					0.00					5,984.48		5,984.48	F82 LOOSE-Constable 2
F81 Tax Assessor-M V I	106.75					0.00					106.75		106.75	F81 Tax Assessor-M V I
F40 Sheriff Equitable Sharing	1,202.07	0.21				0.00					1,202.28		1,202.28	F40 Sheriff Equitable Sharing
<b>Sub-Totals</b>	<b>2,164,430.67</b>	<b>138,573.90</b>	<b>8,794.65</b>	<b>0.00</b>	<b>9,068.41</b>	<b>17,863.06</b>	<b>0.00</b>	<b>0.00</b>	<b>0.00</b>	<b>0.00</b>	<b>2,285,141.51</b>	<b>0.00</b>	<b>2,285,141.51</b>	<b>Sub-Totals</b>
<b>Special Revenue</b>														<b>Special Revenue</b>



**GILLESPIE COUNTY, TEXAS**  
**STATEMENT OF**  
**Receipts, Disbursements, Electronic Funds Transfers, Payroll, Interfund Allocations, Adjustments, and Time Investments**  
**of County Funds Managed by County Treasurer**

For the Period Ended October 31, 2015

For Current Account Period	Cash Balance as of 09.30.2015	Receipts	Disbursements	Electronic Fund Transfers	Payroll	Total Disbursements	Interfund Allocations In	Interfund Allocations Out	FY2016 Adjustments	FY2015 YE Adjustments	Cash Balances as of 10.31.2015	Time Investments	Adjusted Cash Balance as of 10.31.2015	For Current Account Period
-------------------------------	--	----------	---------------	------------------------------	---------	------------------------	--------------------------------	---------------------------------	-----------------------	-----------------------------	---	---------------------	---	-------------------------------

SPECIAL REVENUE ... GRANTS														
F11 Grants ... General - Energy Efficiency	0.00					0.00					0.00		0.00	F11 Grants ... General - Energy Efficiency
F11 Grants ... Law Enforcement, Emergency Services P25 Compliant Radio	0.00					0.00					0.00		0.00	F11 Grants ... Law Enforcement, Emergency Services P25 Compliant Radio
F54 PML ... Loan Star Grant	258.39					0.00					258.39		258.39	F54 PML ... Loan Star Grant
F54 PML ... PAC-HUG Grant	211.40					0.00					211.40		211.40	F54 PML ... PAC-HUG Grant
F71 Airport Capital Project Grant	15.18					0.00					15.18		15.18	F71 Airport Capital Project Grant
<b>Sub-Totals</b> Special Revenue ... Grants	484.97	0.00	0.00	0.00	0.00	0.00	0.00	0.00	0.00	0.00	484.97	0.00	484.97	<b>Sub-Totals</b> Special Revenue ... Grants

CERTIFICATES OF OBLIGATION BONDS and GENERAL OBLIGATION BONDS ... Project Operating Accounts														
F61 GOB Series 2013 ... Jail Project	491,873.19	90.69	449.14			449.14					491,514.74		491,514.74	F61 GOB Series 2013 ... Jail Project
<b>Sub-Totals</b> COB ... GOB Operating	491,873.19	90.69	449.14	0.00	0.00	449.14	0.00	0.00	0.00	0.00	491,514.74	0.00	491,514.74	<b>Sub-Totals</b> COB ... GOB Operating

CERTIFICATES OF OBLIGATION BONDS and GENERAL OBLIGATION BONDS ... Interest & Sinking Accounts														
F62 GOB Series 2013 ... Interest & Sinking	176,091.44	10,651.57				0.00					186,743.01		186,743.01	F62 GOB Series 2013 ... Interest & Sinking
F53 COB Series 2001 / GOB Refunding Series 2013 ... Interest & Sinking	22,393.57	1,882.46				0.00					24,276.03		24,276.03	F53 COB Series 2001 / GOB Refunding Series 2013 ... Interest & Sinking
<b>Sub-Totals</b> COB ... GOB I&S	198,485.01	12,534.03	0.00	0.00	0.00	0.00	0.00	0.00	0.00	0.00	211,019.04	0.00	211,019.04	<b>Sub-Totals</b> COB ... GOB I&S

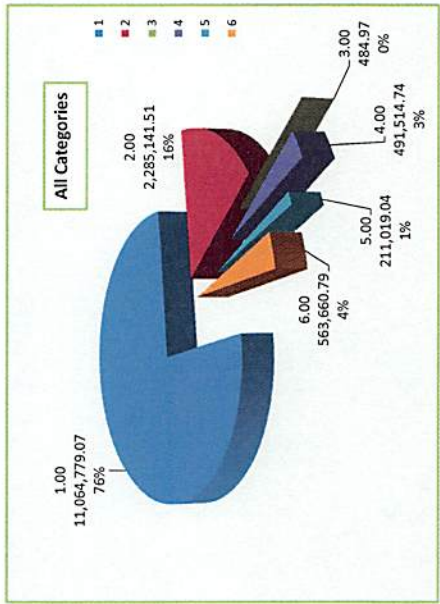


**GILLESPIE COUNTY, TEXAS**  
**STATEMENT OF**  
**Receipts, Disbursements, Electronic Funds Transfers, Payroll, Interfund Allocations, Adjustments, and Time Investments**  
**of County Funds Managed by County Treasurer**

For the Period Ended October 31, 2015

For Current /Account Period	Cash Balance as of 09.30.2015	Receipts	Disbursements	Electronic Fund Transfers	Payroll	Total Disbursements	Interfund Allocations In	Interfund Allocations Out	FY2016 Adjustments	FY2015 Adjustments	Cash Balances as of 10.31.2015	Time Investments	Adjusted Cash Balance as of 10.31.2015	For Current /Account Period
<b>TRUST and AGENCY</b>														
F22 Criminal Justice	54,332.95	21,244.92	281.61	74,336.26		74,617.87					960.00		960.00	F22 Criminal Justice
F27 Waste Water	650.00	160.00	480.00			480.00					330.00		330.00	F27 Waste Water
F80 County Attorney Hot Check	11,784.05	6,110.47	8,274.73			8,274.73					9,619.79		9,619.79	F80 County Attorney Hot Check
F89 McDermott (PML)	138,721.86	24.12				0.00					138,745.98		138,745.98	F89 McDermott (PML)
F92 Breiten (PML)	207,231.35	36.09	654.43			654.43					206,613.01		206,613.01	F92 Breiten (PML)
F85 Justice Of Peace 1	39,391.40	23,211.84	22,900.32			22,900.32					39,702.92		39,702.92	F85 Justice Of Peace 1
F86 Justice Of Peace 2	16,066.07	20,547.54	15,765.04			15,765.04					20,848.57		20,848.57	F86 Justice Of Peace 2
F83 Appellate Judicial	777.34	249.87	1,027.21			1,027.21					0.00		0.00	F83 Appellate Judicial
F84 Alternative Dispute Resolution	2,195.50	604.76	2,800.26			2,800.26					0.00		0.00	F84 Alternative Dispute Resolution
F90 Unclaimed Monies	54,211.45					0.00					54,211.45		54,211.45	F90 Unclaimed Monies
F84 County Clerk Operating	42,645.44	43,749.98	41,579.44			41,579.44					44,815.98		44,815.98	F84 County Clerk Operating
F85 District Clerk Operating	71,669.36	21,927.26	45,783.53			45,783.53					47,813.09		47,813.09	F85 District Clerk Operating
<b>Sub-Totals Trust and Agency</b>	<b>639,676.77</b>	<b>137,866.65</b>	<b>139,546.57</b>	<b>74,336.26</b>	<b>0.00</b>	<b>213,862.83</b>	<b>0.00</b>	<b>0.00</b>	<b>0.00</b>	<b>0.00</b>	<b>563,660.79</b>	<b>0.00</b>	<b>563,660.79</b>	<b>Sub-Totals Trust and Agency</b>

TOTALS ALL FUNDS	15,336,745.28	797,796.42	877,960.78	297,807.07	342,173.73	1,517,941.58	0.00	0.00	0.00	0.00	14,616,600.12	5,050,000.00	9,566,600.12	TOTALS ALL FUNDS
------------------	---------------	------------	------------	------------	------------	--------------	------	------	------	------	---------------	--------------	--------------	------------------





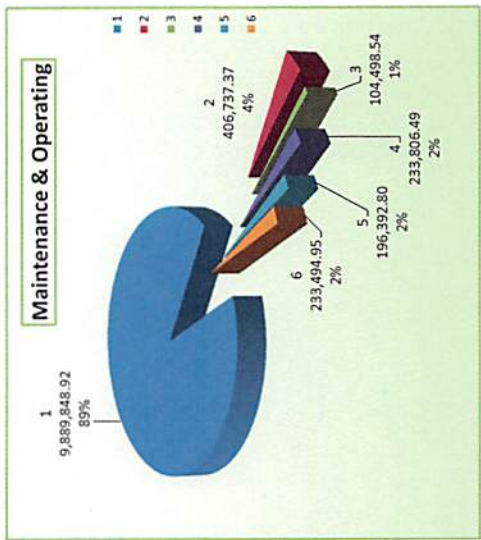
**GILLESPIE COUNTY, TEXAS**  
**STATEMENT OF**  
**Receipts, Disbursements, Electronic Funds Transfers, Payroll, Interfund Allocations, Adjustments, and Time Investments**  
**of County Funds Managed by County Treasurer**

Fiscal Year to Date as of Period Ended October 31, 2015

For Current Account Period	Cash Balance as of 09/30/2015	Receipts	Disbursements	Electronic Fund Transfers	Payroll	Total Disbursements	Interfund Allocations In	Interfund Allocations Out	FY2016 Adjustments	FY2015 YE Adjustments	Cash Balances as of 10/31/2015	Time Investments	Adjusted Cash Balance as of 10/31/2015	For Current Account Period
<b>GENERAL and ROAD &amp; BRIDGE ... Maintenance &amp; Operating Funds</b>														
F10 General	10,425,972.66	430,699.03	478,818.65	223,470.81	264,533.31	966,822.77					9,889,848.92	5,050,000.00	4,839,848.92	F10 General
<b>Road &amp; Bridge Funds</b>														
F15 County Wide	341,842.65	77,888.28	10,674.31		2,319.25	12,993.56					406,737.37		406,737.37	F15 County Wide
F16 Precinct No 1	268,572.55	21.65	135,298.00		28,797.66	164,095.66					104,498.54		104,498.54	F16 Precinct No 1
F17 Precinct No 2	267,713.97	42.80	23,405.96		10,544.32	33,950.28					233,806.49		233,806.49	F17 Precinct No 2
F18 Precinct No 3	268,676.90	36.48	58,121.90		14,198.68	72,320.58					196,392.80		196,392.80	F18 Precinct No 3
F19 Precinct No 4	269,015.94	42.71	22,851.60		12,712.10	35,563.70					233,494.95		233,494.95	F19 Precinct No 4
Sub-Total R&B	1,415,822.01	76,031.92	250,351.77	0.00	68,572.01	318,923.78	0.00	0.00	0.00	0.00	1,174,900.15	0.00	1,174,900.15	Sub-Total R&B
<b>Sub-Totals General / Road &amp; Bridge ... Maintenance &amp; Operating Funds</b>	<b>11,841,794.67</b>	<b>508,730.95</b>	<b>729,170.42</b>	<b>223,470.81</b>	<b>333,105.32</b>	<b>1,285,746.55</b>	<b>0.00</b>	<b>0.00</b>	<b>0.00</b>	<b>0.00</b>	<b>11,064,779.07</b>	<b>5,050,000.00</b>	<b>6,014,779.07</b>	<b>Sub-Totals General / Road &amp; Bridge ... Maintenance &amp; Operating Funds</b>

**Maintenance & Operating**  
Cash Balances by Fund  
As of October 31, 2015

General Fund	F15 County Wide	F16 Precinct No 1	F17 Precinct No 2	F18 Precinct No 3	F19 Precinct No 4
9,889,848.92	406,737.37	104,498.54	233,806.49	196,392.80	233,494.95
<b>11,064,779.07</b>					



**STATEMENT OF  
GILLESPIE COUNTY, TEXAS  
of County Funds Managed by County Treasurer  
Receipts, Disbursements, Electronic Funds Transfers, Payroll, Interfund Allocations, Adjustments, and Time Investments**

Fiscal Year to Date as of Period Ended October 31, 2015

For Current Account Period	Cash Balance as of 09/30/2015	Receipts	Disbursements	Fund Transfers	Payroll	Total Disbursements	Interfund Allocations In	Interfund Allocations Out	Adjusted FY2016 Adjustments	FY2015 YE Adjustments	Cash Balances as of 10/31/2015	Investments Time	Adjusted Cash Balance as of 10/31/2015	For Current Account Period
-------------------------------	--	----------	---------------	----------------	---------	------------------------	--------------------------------	---------------------------------	-----------------------------------	-----------------------------	---	---------------------	---	-------------------------------

SPECIAL REVENUE														
F20 Law Library	7,760.46	1,749.12	462.50			462.50					9,047.08		9,047.08	F20 Law Library
F21 Lateral Road Precinct														F21 Lateral Road Precinct
Depts														Depts
Precinct No 1	6,658.21		0.00			0.00					13,291.39		13,291.39	Precinct No 1
Precinct No 2	0.00		0.00			0.00					6,658.22		6,658.22	Precinct No 2
Precinct No 3	0.00		0.00			0.00					6,658.22		6,658.22	Precinct No 3
Precinct No 4	0.00		0.00			0.00					6,658.22		6,658.22	Precinct No 4
F24 Probate	29,772.98		229.59			0.00					30,002.57		30,002.57	F24 Probate
F25 Court Reporter	467.33		569.89			0.00					1,037.22		1,037.22	F25 Court Reporter
F28 County Records Mgmt	91,506.18		981.79			0.00					92,487.97		92,487.97	F28 County Records Mgmt
F29 County Clerk Records Mgmt	103,515.09		5,694.28	2.05		1,911.50					107,295.82		107,295.82	F29 County Clerk Records Mgmt
F30 Sheriff Forfeiture	37,627.93		6.54			0.00					37,634.47		37,634.47	F30 Sheriff Forfeiture
F30 Sheriff Abandoned Vehicle	1,201.61		0.21			0.00					1,201.82		1,201.82	F30 Sheriff Abandoned Vehicle
F31 Justice Court Bldg Security	29,522.59		177.88			0.00					29,700.47		29,700.47	F31 Justice Court Bldg Security
F32 Courthouse Security	2,097.39		1,449.41	1.87		1,741.01					1,803.92		1,803.92	F32 Courthouse Security
F34 District Clerk Records Mgmt	7,114.22		234.96			0.00					7,349.18		7,349.18	F34 District Clerk Records Mgmt
F35 County & District Courts Technology	16,756.67		449.90			0.00					17,206.57		17,206.57	F35 County & District Courts Technology
F36 Occupancy Tax	538,177.10		69,443.31			0.00					607,620.41		607,620.41	F36 Occupancy Tax
F37 Pretrial Intervention	123,025.71					0.00					123,025.71		123,025.71	F37 Pretrial Intervention
F51 Justice Court Technology	112,119.89		727.46			0.00					112,847.35		112,847.35	F51 Justice Court Technology
F72 Airport Operating	1,037,772.61		30,226.48	8,328.23		5,415.90	13,744.13				1,054,254.96		1,054,254.96	F72 Airport Operating
F78 LEOSE - Sheriff	4,028.28		0.00			0.00					4,028.28		4,028.28	F78 LEOSE - Sheriff
F79 LEOSE-Constable 1	8,038.15		0.00			0.00					8,038.15		8,038.15	F79 LEOSE-Constable 1
F82 LEOSE-Constable 2	5,984.48		0.00			0.00					5,984.48		5,984.48	F82 LEOSE-Constable 2
F81 Tax Assessor-M V I	106.75		0.00			0.00					106.75		106.75	F81 Tax Assessor-M V I
F40 Sheriff Equitable Sharing	1,202.07		0.21			0.00					1,202.28		1,202.28	F40 Sheriff Equitable Sharing
<b>Sub-Totals</b>	<b>2,164,430.67</b>		<b>138,573.90</b>	<b>8,794.65</b>	<b>0.00</b>	<b>17,863.06</b>	<b>0.00</b>	<b>0.00</b>	<b>0.00</b>	<b>0.00</b>	<b>2,285,141.51</b>	<b>0.00</b>	<b>2,285,141.51</b>	<b>Sub-Totals</b>
<b>SPECIAL REVENUE</b>														



**GILLESPIE COUNTY, TEXAS**  
**STATEMENT OF**  
**Receipts, Disbursements, Electronic Funds Transfers, Payroll, Interfund Allocations, Adjustments, and Time Investments**  
**of County Funds Managed by County Treasurer**

Fiscal Year to Date as of Period Ended October 31, 2015

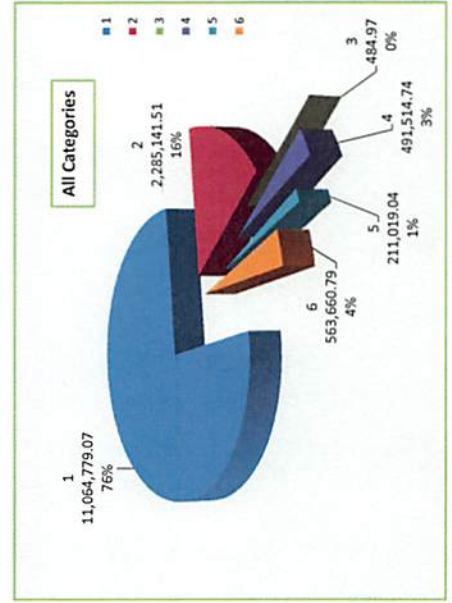
For Current Account Period	Cash Balance as of 09.30.2015	Receipts	Disbursements	Electronic Fund Transfers	Payroll	Total Disbursements	Interfund Allocations In	Interfund Allocations Out	FY2016 Adjustments	FY2015 YE Adjustments	Cash Balances as of 10.31.2015	Time Investments	Adjusted Cash Balance as of 10.31.2015	For Current Account Period
<b>SPECIAL REVENUE ... GRANTS</b>														
F11 Grants ... General - Energy Efficiency	0.00					0.00					0.00		0.00	F11 Grants ... General - Energy Efficiency
F11 Grants ... Law Enforcement, Emergency Services P25 Compliant Radio	0.00					0.00					0.00		0.00	F11 Grants ... Law Enforcement, Emergency Services P25 Compliant Radio
F54 PML ... Loan Star Grant	258.39					0.00					258.39		258.39	F54 PML ... Loan Star Grant
F54 PML ... PAC-HUG Grant	211.40					0.00					211.40		211.40	F54 PML ... PAC-HUG Grant
F71 Airport Capital Project Grant	15.18					0.00					15.18		15.18	F71 Airport Capital Project Grant
<b>Sub-Totals Special Revenue ... Grants</b>	<b>484.97</b>	<b>0.00</b>	<b>0.00</b>	<b>0.00</b>	<b>0.00</b>	<b>0.00</b>	<b>0.00</b>	<b>0.00</b>	<b>0.00</b>	<b>0.00</b>	<b>484.97</b>	<b>0.00</b>	<b>484.97</b>	<b>Sub-Totals Special Revenue ... Grants</b>
<b>CERTIFICATES OF OBLIGATION BONDS and GENERAL OBLIGATION BONDS ... Project Operating Accounts</b>														
F61 GOB Series 2013 ... Jail Project	491,873.19	90.69	449.14			449.14					491,514.74		491,514.74	F61 GOB Series 2013 ... Jail Project
<b>Sub-Totals COB ... GOB Operating</b>	<b>491,873.19</b>	<b>90.69</b>	<b>449.14</b>	<b>0.00</b>	<b>0.00</b>	<b>449.14</b>	<b>0.00</b>	<b>0.00</b>	<b>0.00</b>	<b>0.00</b>	<b>491,514.74</b>	<b>0.00</b>	<b>491,514.74</b>	<b>Sub-Totals COB ... GOB Operating</b>
<b>CERTIFICATES OF OBLIGATION BONDS and GENERAL OBLIGATION BONDS ... Interest &amp; Sinking Accounts</b>														
F62 GOB Series 2013 ... Interest & Sinking	176,091.44	10,651.57				0.00					186,743.01		186,743.01	F62 GOB Series 2013 ... Interest & Sinking
F53 COB Series 2001 / GOB Refunding Series 2013 ... Interest & Sinking	22,393.57	1,882.46				0.00					24,276.03		24,276.03	F53 COB Series 2001 / GOB Refunding Series 2013 ... Interest & Sinking
<b>Sub-Totals COB ... GOB I&amp;S</b>	<b>198,485.01</b>	<b>12,534.03</b>	<b>0.00</b>	<b>0.00</b>	<b>0.00</b>	<b>0.00</b>	<b>0.00</b>	<b>0.00</b>	<b>0.00</b>	<b>0.00</b>	<b>211,019.04</b>	<b>0.00</b>	<b>211,019.04</b>	<b>Sub-Totals COB ... GOB I&amp;S</b>

**GILLESPIE COUNTY, TEXAS**  
**STATEMENT OF**  
**Receipts, Disbursements, Electronic Fund Transfers, Payroll, Interfund Allocations, Adjustments, and Time Investments**  
**of County Funds Managed by County Treasurer**

Fiscal Year to Date as of Period Ended October 31, 2015

For Current Account Period	Cash Balance as of 09.30.2015	Receipts	Disbursements	Electronic Fund Transfers	Payroll	Total Disbursements	Interfund Allocations In	Interfund Allocations Out	FY2016 Adjustments	FY2015 YE Adjustments	Cash Balances as of 10.31.2015	Time Investments	Adjusted Cash Balance as of 10.31.2015	For Current Account Period
<b>TRUST and AGENCY</b>														
F22 Criminal Justice	54,332.95	21,244.92	281.61	74,336.26		74,617.87					960.00		960.00	F22 Criminal Justice
F27 Waste Water	650.00	160.00	480.00			480.00					330.00		330.00	F27 Waste Water
F80 County Attorney Hot Check	11,784.05	6,110.47	8,274.73			8,274.73					9,619.79		9,619.79	F80 County Attorney Hot Check
F89 McDermott (PML)	138,721.86	24.12				0.00					138,745.98		138,745.98	F89 McDermott (PML)
F92 Breiten (PML)	207,231.35	36.09	654.43			654.43					206,613.01		206,613.01	F92 Breiten (PML)
F85 Justice Of Peace 1	39,391.40	23,211.84	22,900.32			22,900.32					39,702.92		39,702.92	F85 Justice Of Peace 1
F86 Justice Of Peace 2	16,066.07	20,547.54	15,765.04			15,765.04					20,848.57		20,848.57	F86 Justice Of Peace 2
F83 Appellate Judicial	777.34	249.87	1,027.21			1,027.21					0.00		0.00	F83 Appellate Judicial
F84 Alternative Dispute Resolution	2,195.50	604.76	2,800.26			2,800.26					0.00		0.00	F84 Alternative Dispute Resolution
F90 Unclaimed Monies	54,211.45					0.00					54,211.45		54,211.45	F90 Unclaimed Monies
F94 County Clerk Operating	42,845.44	43,749.98	41,579.44			41,579.44					44,815.98		44,815.98	F94 County Clerk Operating
F95 District Clerk Operating	71,669.36	21,927.26	45,783.53			45,783.53					47,813.09		47,813.09	F95 District Clerk Operating
<b>Sub-Totals Trust and Agency</b>	<b>639,676.77</b>	<b>137,866.85</b>	<b>139,546.57</b>	<b>74,336.26</b>	<b>0.00</b>	<b>213,882.83</b>	<b>0.00</b>	<b>0.00</b>	<b>0.00</b>	<b>0.00</b>	<b>563,660.79</b>	<b>0.00</b>	<b>563,660.79</b>	<b>Sub-Totals Trust and Agency</b>

<b>TOTALS ALL FUNDS</b>	<b>15,336,745.28</b>	<b>797,796.42</b>	<b>877,960.78</b>	<b>297,807.07</b>	<b>342,173.73</b>	<b>1,517,941.58</b>	<b>0.00</b>	<b>0.00</b>	<b>0.00</b>	<b>0.00</b>	<b>14,616,600.12</b>	<b>5,050,000.00</b>	<b>9,566,600.12</b>	<b>TOTALS ALL FUNDS</b>
-------------------------	----------------------	-------------------	-------------------	-------------------	-------------------	---------------------	-------------	-------------	-------------	-------------	----------------------	---------------------	---------------------	-------------------------





**FY2015-2016**  
**GILLESPIE COUNTY, TEXAS**  
**STATEMENT OF**  
**Fund Cash/ Investment Balances of All County Funds Managed By County Treasurer**

FUND DESCRIPTION ACTIVE FUNDS	FY2016	FY2015	FY2014	FY2013	FY2012	FY2011	FY2010	FY2009	FY2008	FY2007	FY2006	FY2005
----------------------------------	--------	--------	--------	--------	--------	--------	--------	--------	--------	--------	--------	--------

As of 10.31.2015

As Of Fiscal Year Ending Date

<b>GENERAL and ROAD &amp; BRIDGE Maintenance &amp; Operating</b>													
F10	General Fund												
	All Departments	9,889,848.92	10,425,972.66	9,427,791.73	7,929,967.87	6,382,410.44	7,099,577.50	8,058,141.42	9,262,263.41	8,857,295.99	7,871,493.01	6,391,051.39	4,764,571.70
<b>Road &amp; Bridge</b>													
F15	County Wide	406,737.37	341,842.65	378,620.01	285,411.34	269,007.62	247,933.84	231,323.63	415,645.89	590,087.10	266,135.87	214,879.76	325,631.63
F16	Precinct No 1	104,498.54	268,572.55	241,992.22	241,285.37	245,176.66	314,264.01	419,950.01	310,192.73	159,578.97	288,106.85	214,159.86	146,948.45
F17	Precinct No 2	233,806.49	267,713.97	250,708.69	263,049.77	258,790.65	290,025.28	437,336.83	225,655.61	238,217.17	214,371.88	129,291.12	143,620.74
F18	Precinct No 3	196,392.80	268,676.90	143,588.42	266,091.82	255,513.57	302,798.14	356,974.50	189,553.20	94,153.92	261,697.98	131,482.78	89,710.29
F19	Precinct No 4	233,494.95	269,015.94	228,968.64	296,509.28	242,510.97	296,473.77	334,265.94	297,466.40	205,119.63	294,441.60	144,424.27	87,076.99
	Road & Bridge Sub-Totals	1,174,930.15	1,415,822.01	1,243,877.98	1,352,347.58	1,270,999.47	1,451,495.04	1,779,850.91	1,438,513.83	1,287,156.79	1,324,754.18	834,237.79	792,988.10
<b>Sub-Totals</b>													
<b>General and Road &amp; Bridge Maintenance &amp; Operating</b>		<b>11,064,779.07</b>	<b>11,841,794.67</b>	<b>10,671,669.71</b>	<b>9,282,315.45</b>	<b>7,653,409.91</b>	<b>8,551,072.54</b>	<b>9,837,992.33</b>	<b>10,700,777.24</b>	<b>10,144,452.78</b>	<b>9,196,247.19</b>	<b>7,225,289.18</b>	<b>5,557,559.80</b>



**FY2015-2016**  
**GILLESPIE COUNTY, TEXAS**  
**STATEMENT OF**  
**Fund Cash/ Investment Balances of All County Funds Managed By County Treasurer**

FUND DESCRIPTION ACTIVE FUNDS		FY2016	FY2015	FY2014	FY2013	FY2012	FY2011	FY2010	FY2009	FY2008	FY2007	FY2006	FY2005
		As of 10.31.2015						As Of Fiscal Year Ending Date					
<b>SPECIAL REVENUE</b>													
F20	Law Library	9,047.08	7,760.46	13,480.79	22,378.86	28,338.91	39,192.23	43,400.98	41,852.55	42,419.59	40,079.68	36,066.66	31,284.42
F21	Lateral Road Precinct Depts									31,328.62	18,897.94	0.00	12,377.05
	Precinct No 1	13,291.39	6,633.18	0.00	0.00	0.00	0.00	0.00	0.00				
	Precinct No 2	6,658.22	0.00	0.00	0.00	0.00	0.00	0.00	0.00				
	Precinct No 3	6,658.22	0.00	0.00	0.00	0.00	0.00	0.00	0.00				
	Precinct No 4	6,658.22	0.00	0.00	0.00	0.00	0.00	0.00	0.00				
F24	Probate Training	30,002.57	29,772.98	26,340.90	23,622.04	19,141.40	16,237.87	12,211.95	9,105.91	5,897.08	3,645.71	3,765.83	3,195.83
F25	Court Reporter Service	1,037.22	467.33	236.68	2,457.15	772.43	531.72	3,586.72	3,925.99	4,749.95	4,047.90	5,121.28	5,477.58
F28	County Records Mgt	92,487.97	91,506.18	83,503.81	75,768.96	68,085.54	60,798.05	85,746.02	83,499.27	78,601.53	67,393.03	58,717.22	51,017.76
F29	County Clerk Rcds Mgt	107,295.82	103,515.09	86,517.49	60,025.77	49,201.97	50,654.52	68,198.97	73,472.48	70,443.27	82,242.00	72,150.57	72,669.38
F30	Sheriff Forfeiture	37,634.47	37,627.93	15,712.92	15,899.44	11,441.71	7,858.55	9,611.45	9,686.21	7,929.49	7,672.56	7,249.58	5,649.05
F97	Sheriff Abandoned Vehicle	1,201.82	1,201.61	1,199.37	1,197.57	1,195.50	1,193.43	1,191.12	1,188.59				
F31	Justice Court Bldg Security	29,700.47	29,522.59	27,149.25	24,171.38	21,074.90	18,274.01	14,515.70	10,916.77	7,584.19	4,002.12	1,179.63	
F32	Courthouse Security	1,803.92	2,097.39	12,630.03	44,053.70	71,743.76	102,026.09	130,994.24	144,526.10	135,480.79	121,098.83	107,026.56	97,568.68
F34	Distist Clerk Records Mgmnt	7,349.18	7,114.22	5,630.28	5,335.50	3,698.05	5,990.38	4,439.59	2,786.99	1,052.78	1,379.12	3,360.24	2,440.00
F35	County & District Courts Technology	17,206.57	16,756.67	13,523.64	11,667.87	8,337.60	5,132.39	1,816.93					
F36	Occupacy Tax	607,620.41	538,177.10	447,100.78	390,614.91	338,673.95	308,813.75	320,237.64	317,065.36	247,888.90	119,121.10	0.00	
F37	Pretrial Intervention	123,025.71	123,025.71	123,025.71	122,525.71	114,790.71	66,662.71	28,926.64	13,800.00	7,300.00			
F51	Justice Court Technology	112,847.35	112,119.89	102,554.58	90,599.26	78,070.58	74,024.21	58,891.29	45,290.75	33,688.80	21,166.16	9,714.42	4,805.84
F72	Airport Operating	1,054,254.96	1,037,772.61	598,769.47	573,788.08	89,165.48	23,728.30	11,341.82	73,880.94	31,324.65	16,738.96	39,251.50	24,529.76
F78	LEOSE-Sheriff	4,028.28	4,028.28	2,058.58	0.00	1,126.08	4,026.08	2,976.21	7,014.12	5,446.60	4,467.33	3,818.12	2,074.71
F79	LEOSE-Constable 1	8,038.15	8,038.15	7,379.00	6,728.73	6,728.73	6,748.73	6,086.06	5,498.36	4,837.67	4,167.79	3,560.06	2,890.67
F82	LEOSE-Constable 2	5,984.48	5,984.48	6,105.88	5,455.61	5,455.61	5,455.61	5,537.84	5,421.92	4,761.23	4,091.35	3,785.87	3,116.48
F81	Tax Assessor M V I	106.75	106.75	106.75	106.75	106.75	95.92	73.66	73.66	0.00	2,290.79	2,178.41	1,833.73
F40	Sheriff Equitable Sharing	1,202.28	1,202.07	1,200.17									
	<b>Sub-Totals</b>												
	<b>Special Revenue</b>	<b>2,285,141.51</b>	<b>2,164,430.67</b>	<b>1,574,226.08</b>	<b>1,476,397.29</b>	<b>917,149.66</b>	<b>797,444.55</b>	<b>809,784.83</b>	<b>849,005.97</b>	<b>720,735.14</b>	<b>522,502.37</b>	<b>356,945.95</b>	<b>320,930.94</b>



**FY2015-2016**  
**GILLESPIE COUNTY, TEXAS**  
**STATEMENT OF**  
**Fund Cash/ Investment Balances of All County Funds Managed By County Treasurer**

FUND DESCRIPTION ACTIVE FUNDS	FY2016	FY2015	FY2014	FY2013	FY2012	FY2011	FY2010	FY2009	FY2008	FY2007	FY2006	FY2005
----------------------------------	--------	--------	--------	--------	--------	--------	--------	--------	--------	--------	--------	--------

As of 10.31.2015

As Of Fiscal Year Ending Date

<b>SPECIAL REVENUE ... GRANTS</b>													
F11	Grants ... General - Energy Efficiency	0.00	0.00	0.00	0.00	0.00	38.98						
F11	Grants ... Law Enforcement, Emergency Services P25 Compliant Radio	0.00	0.00	75,248.14	(78,346.14)	0.00							
F54	PML...Loan Star Grant	258.39	258.39	258.39	258.39	258.39	258.39	254.04	345.29	522.91	293.50	65.12	28.36
F54	PML...PAC-HUG Grant	211.40	211.40	211.40	211.40	211.40	211.40	211.40	211.06	209.40	6,634.72	6,307.45	
F71	Airport Capital Project Grant	15.18	15.18	15.18	11,795.25								
<b>Sub-Totals</b>													
<b>Special Revenue ... Grants</b>		<b>484.97</b>	<b>484.97</b>	<b>75,733.11</b>	<b>(66,081.10)</b>	<b>469.79</b>	<b>508.77</b>	<b>465.44</b>	<b>556.35</b>	<b>732.31</b>	<b>6,928.22</b>	<b>6,372.57</b>	<b>28.36</b>

<b>CERTIFICATES OF OBLIGATION BONDS and GENERAL OBLIGATION BONDS</b> <b>Operating Accounts</b>													
F61	GOB Series 2013 ... Jail Project	491,514.74	491,873.19	5,249,856.00	13,952,401.46								
<b>Sub-Totals</b>													
<b>COB ... GOB Operating</b>		<b>491,514.74</b>	<b>491,873.19</b>	<b>5,249,856.00</b>	<b>13,952,401.46</b>	<b>0.00</b>	<b>0.00</b>	<b>0.00</b>	<b>0.00</b>	<b>0.00</b>	<b>0.00</b>	<b>0.00</b>	<b>0.00</b>

<b>CERTIFICATES OF OBLIGATION BONDS and GENERAL OBLIGATION BONDS</b> <b>Interest &amp; Sinking Accounts</b>													
F62	GOB Series 2013 ... Interest & Sinking	186,743.01	176,091.44	186,733.10	33,431.94								
F53	COB Series 2001 / GOB Refunding Series 2013 ... Interest & Sinking	24,276.03	22,393.57	30,914.07	37,851.74	30,199.42	28,061.84	2,624.28	8,069.04	82,110.37	95,558.09	31,073.48	23,260.33
<b>Sub-Totals</b>													
<b>COB ... GOB I&amp;S</b>		<b>211,019.04</b>	<b>198,485.01</b>	<b>217,647.17</b>	<b>71,283.68</b>	<b>30,199.42</b>	<b>28,061.84</b>	<b>2,624.28</b>	<b>8,069.04</b>	<b>82,110.37</b>	<b>95,558.09</b>	<b>31,073.48</b>	<b>23,260.33</b>

**FY2015-2016**  
**GILLESPIE COUNTY, TEXAS**  
**STATEMENT OF**  
**Fund Cash/ Investment Balances of All County Funds Managed By County Treasurer**

FUND DESCRIPTION ACTIVE FUNDS		FY2016	FY2015	FY2014	FY2013	FY2012	FY2011	FY2010	FY2009	FY2008	FY2007	FY2006	FY2005
		As of 10.31.2015						As Of Fiscal Year Ending Date					
<b>TRUST and AGENCY</b>													
F22	Criminal Justice	960.00	54,332.95	56,439.35	62,059.07	51,843.04	61,241.11	72,063.98	65,435.27	86,647.15	71,204.17	56,514.01	47,492.20
F27	Waste Water	330.00	650.00	610.00	500.00	660.00	450.00	630.00	590.00	910.00	300.00	2,500.00	1,090.00
F80	County Attorney Hot Check	9,619.79	11,784.05	11,142.69	17,676.23	21,388.16	14,191.24	6,555.71	23,288.36	13,177.74	8,791.79	9,641.14	9,240.53
F89	McDermott (PML)	138,745.98	138,721.86	144,339.67	145,002.86	144,748.09	155,460.28	157,606.59	157,267.26	155,991.94	150,937.08	143,185.65	138,423.71
F92	Breiten (PML)	206,613.01	207,231.35	213,777.98	232,518.32	242,104.78	263,175.02	295,903.52	295,266.14	292,871.78	283,381.35	374,330.42	416,034.73
F85	Justice Peace No 1	39,702.92	39,391.40	36,196.17	38,870.87	32,802.78	31,544.44	42,704.30	27,861.46	32,606.50	31,714.74	31,364.72	20,388.07
F86	Justice Peace No 2	20,848.57	16,066.07	25,655.83	23,579.31	23,495.92	25,400.31	30,650.37	26,998.27	29,161.96	34,657.77	22,634.54	22,782.46
F83	Appellate Judicial	0.00	777.34	703.81	1,315.45	1,354.03	1,180.92	1,181.94	1,075.75	1,547.53	1,154.53	1,161.47	819.50
F84	Alternative Dispute	0.00	2,195.50	720.00	1,796.86	1,493.98	2,087.71	1,840.22	1,664.85	1,697.66	2,052.55	2,024.68	6,530.00
F90	Unclaimed Monies	54,211.45	54,211.45	55,949.27	50,746.77	48,698.94	47,544.20	47,757.66	46,394.14	43,344.41	36,840.41	5,213.28	4,961.20
F94	County Clerk Operating	44,815.98	42,645.44	43,947.02	33,039.61	38,409.66	32,375.08	41,376.98					
F95	District Clerk Operating	47,813.09	71,669.36	86,979.66	41,113.16	41,651.53	48,532.38	47,975.16					
<b>Sub-Totals Trust &amp; Agency</b>		<b>563,660.79</b>	<b>639,676.77</b>	<b>676,461.45</b>	<b>648,218.51</b>	<b>648,650.91</b>	<b>683,182.69</b>	<b>746,246.43</b>	<b>645,841.50</b>	<b>657,956.67</b>	<b>621,034.39</b>	<b>648,569.91</b>	<b>667,762.40</b>
<b>TOTALS ALL ACTIVE FUNDS</b>		<b>14,616,600.12</b>	<b>15,336,745.28</b>	<b>18,465,593.52</b>	<b>25,364,535.29</b>	<b>9,249,879.69</b>	<b>10,060,270.39</b>	<b>11,397,113.31</b>	<b>12,204,250.10</b>	<b>11,605,987.27</b>	<b>10,442,270.26</b>	<b>8,268,251.09</b>	<b>6,569,541.83</b>
		FY2016 As of 10.31.2015	FY2015	FY2014	FY2013	FY2012	FY2011	FY2010	FY2009	FY2008	FY2007	FY2006	FY2005
		As of 10.31.2015						As Of Fiscal Year Ending Date					



**FY2015-2016**  
**GILLESPIE COUNTY, TEXAS**  
**STATEMENT OF**  
**Fund Cash/ Investment Balances of All County Funds Managed By County Treasurer**

FUND DESCRIPTION INACTIVE FUNDS	FY2016	FY2015	FY2014	FY2013	FY2012	FY2011	FY2010	FY2009	FY2008	FY2007	FY2006	FY2005
------------------------------------	--------	--------	--------	--------	--------	--------	--------	--------	--------	--------	--------	--------

As of 10.31.2015

As Of Fiscal Year Ending Date

INACTIVE FUNDS													
F99	Light Up The Block	0.00	3.48	3.48	3.48	3.48	3.48	73.05	90.54	47.76	0.00	0.00	
F87	Flora Eckert				0.00	0.00	2,633.35	4,511.42	6,484.28	6,274.17	5,951.99	5,682.06	
F49	Homeland Security (2)					0.00	0.00	0.00	0.00	0.00	0.00	0.00	
F50	Homeland Security					0.00	0.00	0.00	0.00	0.00	100.00	0.00	
F88	Krikorian					0.00	0.00	28,000.00	26,700.71	25,835.51	25,117.93	24,942.10	
F38	Intoxication/Drug Court					0.00	0.00	0.00	869.40				
F33	Graffiti Eradication					0.00	0.00	0.00	0.00	0.00	0.00	0.00	
F52	COB Series 2001					0.00	0.00	0.00	0.00	0.00	0.00	0.00	
F--	County Court Records Archive...							0.00	0.00	0.00	0.00	0.00	
F55	TIF Grant												
F56	1997 TCHCA-Fbg												
F74	Airport Economic												
F60	Post Office Certificates												
F26	Historical Commission												
F57	Harper-1996TCDP												
F58	Stonewall Grant #2												
F59	Stonewall Grant #1												
F91	DWI Educational												
F73	Airport Master												
F14	Internal Inventory												
<b>TOTALS ALL INACTIVE FUNDS</b>		<b>0.00</b>	<b>0.00</b>	<b>0.00</b>	<b>0.00</b>	<b>0.00</b>	<b>0.00</b>	<b>2,633.35</b>	<b>32,511.42</b>	<b>34,054.39</b>	<b>32,109.68</b>	<b>31,169.92</b>	<b>30,624.16</b>

<b>TOTALS ALL FUNDS</b>	<b>14,616,600.12</b>	<b>15,336,745.28</b>	<b>18,465,593.52</b>	<b>25,364,535.29</b>	<b>9,249,879.69</b>	<b>10,060,270.39</b>	<b>11,399,746.66</b>	<b>12,236,761.52</b>	<b>11,640,041.66</b>	<b>10,474,379.94</b>	<b>8,299,421.01</b>	<b>6,600,165.99</b>
	FY2016	FY2015	FY2014	FY2013	FY2012	FY2011	FY2010	FY2009	FY2008	FY2007	FY2006	FY2005
	As of 10.31.2015						As Of Fiscal Year Ending Date					

GILLESPIE COUNTY, TEXAS  
STATEMENT OF  
Maintenance & Operating Accounts

	FY2016 as of 10.31.2015	FY2015	FY2014	FY2013	FY2012	FY2011	FY2010	FY2009	FY2008	FY2007	FY2006	FY2005	FY2004
	As Of Fiscal Year Ending Date												
GENERAL and ROAD & BRIDGE Maintenance & Operating	Revenues Inclusive Interfund Allocations												
<b>General M&amp;O</b>													
F10 General Fund	430,699.03	14,328,862.53	12,755,375.08	12,660,309.58	10,657,906.95	10,270,640.00	10,012,774.28	10,028,550.21	9,924,012.18	9,490,558.36	8,835,351.86	7,552,137.53	6,694,818.95
General Fund Over/(Under) Prior Period	(13,898,163.50)	1,573,487.45	95,065.50	2,002,402.63	387,266.95	257,865.72	(15,775.93)	104,538.03	433,453.82	655,206.50	1,283,214.33	857,318.58	
General Fund Cumulative Change for Periods Shown	(6,264,119.92)	7,634,043.58	6,060,556.13	5,965,490.63	3,963,088.00	3,575,821.05	3,317,955.33	3,333,731.26	3,229,193.23	2,795,739.41	2,140,532.91	857,318.58	
<b>Road &amp; Bridge M&amp;O</b>													
F15 County Wide	77,888.28	2,505,423.71	2,340,392.13	2,406,186.26	2,332,689.79	2,238,480.99	2,655,743.60	2,455,013.90	2,407,977.22	1,729,457.34	1,503,999.95	1,460,739.18	1,803,469.90
F16 Precinct No 1	21.65	553,250.36	562,311.15	535,823.96	495,287.80	435,659.70	744,672.18	777,666.49	466,454.42	389,503.85	464,726.41	353,441.58	363,007.70
F17 Precinct No 2	42.80	501,916.42	470,090.32	458,483.76	393,971.07	360,599.55	696,129.62	488,100.77	437,920.95	414,722.93	340,778.11	382,243.78	249,193.16
F18 Precinct No 3	36.48	835,249.40	653,606.04	774,237.93	893,200.46	815,249.25	827,083.23	773,976.99	580,570.58	415,908.20	451,128.21	381,907.46	446,687.99
F19 Precinct No 4	42.71	518,659.61	444,169.11	503,497.57	395,510.13	490,546.26	554,193.35	558,733.58	486,036.38	388,009.34	303,825.82	350,971.44	248,722.06
Sub-Total R&B	78,031.92	4,914,499.50	4,470,568.75	4,678,229.48	4,510,659.25	4,340,535.75	5,477,821.98	5,053,491.73	4,378,959.55	3,337,601.66	3,064,458.50	2,929,303.44	3,111,080.81
Road & Bridge Over/(Under) Prior Period	(4,836,467.58)	443,930.75	(207,660.73)	167,570.23	170,123.50	(1,137,286.23)	424,330.25	674,532.18	1,041,357.89	273,143.16	135,155.06	(181,777.37)	
Road & Bridge Cumulative Change for Periods Shown	(3,033,048.89)	1,803,418.69	1,359,487.94	1,567,148.67	1,399,578.44	1,229,454.94	2,366,741.17	1,942,410.92	1,267,878.74	226,520.85	(46,622.31)	(181,777.37)	
<b>Overall Totals General / Road &amp; Bridge M&amp;O</b>	508,730.95	19,243,362.03	17,225,943.83	17,338,539.06	15,168,566.20	14,611,175.75	15,490,596.26	15,082,041.94	14,302,971.73	12,828,160.02	11,899,810.36	10,481,440.97	9,805,899.76
Overall Over/(Under) Prior Period	(18,734,631.08)	2,017,418.20	(112,595.23)	2,169,972.86	557,390.45	(879,420.51)	408,554.32	779,070.21	1,474,811.71	928,349.66	1,418,369.39	675,541.21	
Overall Cumulative Change for Periods Shown	(9,297,168.81)	9,437,462.27	7,420,044.07	7,532,839.30	5,362,666.44	4,805,275.99	5,684,696.50	5,276,142.18	4,497,071.97	3,022,260.26	2,093,910.60	675,541.21	



GILLESPIE COUNTY, TEXAS  
STATEMENT OF  
Maintenance & Operating Accounts

	FY2016 as of 10.31.2015	FY2015	FY2014	FY2013	FY2012	FY2011	FY2010	FY2009	FY2008	FY2007	FY2006	FY2005	FY2004
	As Of Fiscal Year Ending Date												
<b>GENERAL and ROAD &amp; BRIDGE Maintenance &amp; Operating</b>			Includes FY2014 year end adjustment of \$75,248.14 from F11 Grants, Law Enforcement										
<b>General M&amp;O</b>													
F10 General Fund	966,822.77	13,330,681.60	11,257,551.22	11,112,752.15	11,375,074.01	11,229,203.92	11,216,896.27	9,623,582.79	8,938,209.20	8,010,116.74	7,208,872.17	7,187,414.03	6,314,580.06
<b>General Fund Over/(Under) Prior Period</b>	<b>(12,363,858.83)</b>	<b>2,073,130.38</b>	<b>144,799.07</b>	<b>(262,321.86)</b>	<b>145,870.09</b>	<b>12,307.65</b>	<b>1,593,313.48</b>	<b>685,373.59</b>	<b>928,092.46</b>	<b>801,244.57</b>	<b>21,458.14</b>	<b>872,833.97</b>	
<b>General Fund Cumulative Change for Periods Shown</b>	<b>(5,347,757.29)</b>	<b>7,016,101.54</b>	<b>4,942,971.16</b>	<b>4,798,172.09</b>	<b>5,060,493.95</b>	<b>4,914,623.86</b>	<b>4,902,316.21</b>	<b>3,309,002.73</b>	<b>2,623,629.14</b>	<b>1,695,536.68</b>	<b>894,292.11</b>	<b>872,833.97</b>	
<b>Road &amp; Bridge M&amp;O</b>													
F15 County Wide	12,993.56	2,542,201.07	2,247,183.46	2,389,782.54	2,311,616.01	2,221,870.78	2,840,065.86	2,629,455.11	2,084,025.99	1,678,201.23	1,614,751.82	1,644,613.21	1,436,802.68
F16 Precinct No 1	164,095.66	526,670.03	561,604.30	539,715.25	564,375.15	541,345.70	634,914.90	627,052.73	594,982.30	315,556.86	397,515.00	365,672.92	340,012.45
F17 Precinct No 2	33,950.28	484,911.14	482,431.40	454,224.64	425,205.70	507,911.10	484,448.40	500,662.33	414,075.66	329,642.17	355,107.73	325,596.47	313,286.90
F18 Precinct No 3	72,320.58	710,160.92	776,109.44	763,659.68	940,485.03	869,425.61	659,661.93	678,577.71	748,114.64	285,693.00	409,355.72	362,931.51	504,242.39
F19 Precinct No 4	35,563.70	478,612.31	511,709.75	449,499.26	449,472.93	528,338.43	517,393.81	466,386.81	575,358.35	237,992.01	246,478.54	297,748.19	298,140.85
Sub-Total R&B	318,923.78	4,742,555.47	4,579,038.35	4,596,881.37	4,691,154.82	4,668,891.62	5,136,484.90	4,902,134.69	4,416,556.94	2,847,085.27	3,023,208.81	2,996,562.30	2,892,485.27
<b>Road &amp; Bridge Over/(Under) Prior Period</b>	<b>(4,423,631.69)</b>	<b>163,517.12</b>	<b>(17,843.02)</b>	<b>(94,273.45)</b>	<b>22,263.20</b>	<b>(467,593.28)</b>	<b>234,350.21</b>	<b>485,577.75</b>	<b>1,569,471.67</b>	<b>(176,123.54)</b>	<b>26,646.51</b>	<b>104,077.03</b>	
<b>Road &amp; Bridge Cumulative Change for Periods Shown</b>	<b>(2,573,561.49)</b>	<b>1,850,070.20</b>	<b>1,686,533.08</b>	<b>1,704,396.10</b>	<b>1,798,669.55</b>	<b>1,776,406.35</b>	<b>2,243,999.63</b>	<b>2,009,649.42</b>	<b>1,524,071.67</b>	<b>(45,400.00)</b>	<b>130,723.54</b>	<b>104,077.03</b>	
<b>Overall Totals General / Road &amp; Bridge M&amp;O</b>	<b>1,285,746.55</b>	<b>18,073,237.07</b>	<b>15,836,589.57</b>	<b>15,709,633.52</b>	<b>16,066,228.83</b>	<b>15,898,095.54</b>	<b>16,353,381.17</b>	<b>14,525,717.48</b>	<b>13,354,766.14</b>	<b>10,857,202.01</b>	<b>10,232,080.98</b>	<b>10,183,976.33</b>	<b>9,207,065.33</b>
<b>Overall Over/(Under) Prior Period</b>	<b>(16,787,490.52)</b>	<b>2,363,603.55</b>	<b>126,956.05</b>	<b>(356,595.31)</b>	<b>168,133.29</b>	<b>(455,285.63)</b>	<b>1,827,663.69</b>	<b>1,170,951.34</b>	<b>2,497,564.13</b>	<b>625,121.03</b>	<b>48,104.65</b>	<b>976,911.00</b>	
<b>Overall Cumulative Change for Periods Shown</b>	<b>(7,921,318.78)</b>	<b>8,886,171.74</b>	<b>6,629,524.24</b>	<b>6,502,568.19</b>	<b>6,859,163.50</b>	<b>6,691,030.21</b>	<b>7,146,315.84</b>	<b>5,318,652.15</b>	<b>4,147,700.81</b>	<b>1,850,136.88</b>	<b>1,025,015.65</b>	<b>976,911.00</b>	

GILLESPIE COUNTY, TEXAS  
STATEMENT OF  
Maintenance & Operating Accounts

	FY2016 as of 10.31.2015	FY2015	FY2014	FY2013	FY2012	FY2011	FY2010	FY2009	FY2008	FY2007	FY2006	FY2005	FY2004
		As Of Fiscal Year Ending Date											
GENERAL and ROAD & BRIDGE Maintenance & Operating	Net Change for Periods Shown Revenues Less Expenditures Inclusive Interfund Allocations and Adjustments												
<b>General M&amp;O</b>													
F10 General Fund	(536,123.74)	998,180.93	1,497,823.86	1,547,557.43	(717,167.06)	(958,563.92)	(1,204,121.99)	404,967.42	985,802.98	1,480,441.62	1,626,479.69	364,723.50	380,238.89
General Fund Over/(Under) Prior Period	(1,534,304.67)	(499,642.93)	(49,733.57)	2,264,724.49	241,396.86	245,558.07	(1,609,089.41)	(580,835.56)	(494,638.64)	(146,038.07)	1,261,756.19	(15,515.39)	
General Fund Cumulative Change for Periods Shown	(916,362.63)	617,942.04	1,117,584.97	1,167,318.54	(1,097,405.95)	(1,338,802.81)	(1,584,360.88)	24,728.53	605,564.09	1,100,202.73	1,246,240.80	(15,515.39)	
<b>Road &amp; Bridge M&amp;O</b>													
F15 County Wide	64,894.72	(36,777.36)	93,208.67	16,403.72	21,073.78	16,610.21	(184,322.26)	(174,441.21)	323,951.23	51,256.11	(110,751.87)	(183,874.03)	366,667.22
F16 Precinct No 1	(164,074.01)	26,580.33	706.85	(3,891.29)	(69,087.35)	(105,686.00)	109,757.28	150,613.76	(128,527.88)	73,946.99	67,211.41	(12,231.34)	22,995.25
F17 Precinct No 2	(33,907.48)	17,005.28	(12,341.08)	4,259.12	(31,234.63)	(147,311.55)	211,681.22	(12,561.56)	23,845.29	85,080.76	(14,329.62)	56,647.31	(64,093.74)
F18 Precinct No 3	(72,284.10)	125,088.48	(122,503.40)	10,578.25	(47,284.57)	(54,176.36)	167,421.30	95,399.28	(167,544.06)	130,215.20	41,772.49	18,975.95	(57,554.40)
F19 Precinct No 4	(35,520.99)	40,047.30	(67,540.64)	53,998.31	(53,962.80)	(37,792.17)	36,799.54	92,346.77	(69,321.97)	150,017.33	57,347.28	53,223.25	(49,418.79)
Sub-Total R&B	(240,891.86)	171,944.03	(108,469.60)	81,348.11	(180,495.57)	(328,355.87)	341,337.08	151,357.04	(37,597.39)	490,516.39	41,249.69	(67,258.86)	218,595.54
Road & Bridge Over/(Under) Prior Period	(412,835.89)	280,413.63	(189,817.71)	261,843.68	147,860.30	(669,692.95)	189,980.04	188,954.43	(528,113.78)	449,266.70	108,508.55	(285,854.40)	
Road & Bridge Cumulative Change for Periods Shown	(459,487.40)	(46,651.51)	(327,065.14)	(137,247.43)	(399,091.11)	(546,951.41)	122,741.54	(67,238.50)	(256,192.93)	271,920.85	(177,345.85)	(285,854.40)	
<b>Overall Totals General / Road &amp; Bridge M&amp;O</b>	(777,015.60)	1,170,124.96	1,389,354.26	1,628,905.54	(897,662.63)	(1,286,919.79)	(862,784.91)	556,324.46	948,205.59	1,970,958.01	1,667,729.38	297,464.64	588,834.43
Overall Over/(Under) Prior Period	(1,947,140.56)	(219,229.30)	(239,551.28)	2,526,568.17	389,257.16	(424,134.88)	(1,419,109.37)	(391,881.13)	(1,022,752.42)	303,228.63	1,370,264.74	(301,369.79)	
Overall Cumulative Change for Periods Shown	(1,375,850.03)	571,290.53	790,519.83	1,030,071.11	(1,496,497.06)	(1,885,754.22)	(1,461,619.34)	(42,509.97)	349,371.16	1,372,123.58	1,068,894.95	(301,369.79)	



GILLESPIE COUNTY, TEXAS  
STATEMENT OF  
Maintenance & Operating Accounts

	FY2016 as of 10.31.2015	FY2015	FY2014	FY2013	FY2012	FY2011	FY2010	FY2009	FY2008	FY2007	FY2006	FY2005	FY2004
	As Of Fiscal Year Ending Date												
<b>GENERAL and ROAD &amp; BRIDGE Maintenance &amp; Operating</b>													
<b>Cash Balances</b>													
<b>General M&amp;O</b>													
F10 General Fund	9,889,848.92	10,425,972.66	9,427,791.73	7,929,967.87	6,382,410.44	7,099,577.50	8,058,141.42	9,262,263.41	8,857,295.99	7,871,493.01	6,391,051.39	4,764,571.70	4,399,848.20
General Fund Over/(Under) Prior Period	(536,123.74)	998,180.93	1,497,823.86	1,547,557.43	(717,167.06)	(958,563.92)	(1,204,121.99)	404,967.42	985,802.98	1,480,441.62	1,626,479.69	364,723.50	
General Fund Cumulative Change for Periods Shown	5,490,000.72	6,026,124.46	5,027,943.53	3,530,119.67	1,982,562.24	2,699,729.30	3,658,293.22	4,862,415.21	4,457,447.79	3,471,644.81	1,991,203.19	364,723.50	
<b>Road &amp; Bridge M&amp;O</b>													
F15 County Wide	406,737.37	341,842.65	378,620.01	285,411.34	269,007.62	247,933.84	231,323.63	415,645.89	590,087.10	266,135.87	214,879.76	325,631.63	509,505.66
F16 Precinct No 1	104,498.54	268,572.55	241,992.22	241,285.37	245,176.66	314,264.01	419,950.01	310,192.73	159,578.97	288,106.85	214,159.86	146,948.45	159,179.79
F17 Precinct No 2	233,806.49	267,713.97	250,708.69	263,049.77	258,790.65	290,025.28	437,336.83	225,655.61	238,217.17	214,371.88	129,291.12	143,620.74	86,973.43
F18 Precinct No 3	196,392.80	268,676.90	143,588.42	266,091.82	255,513.57	302,798.14	356,974.50	189,553.20	94,153.92	261,697.98	131,482.78	89,710.29	70,734.34
F19 Precinct No 4	<u>233,494.95</u>	<u>269,015.94</u>	<u>228,968.64</u>	<u>296,509.28</u>	<u>242,510.97</u>	<u>296,473.77</u>	<u>334,265.94</u>	<u>297,466.40</u>	<u>205,119.63</u>	<u>294,441.60</u>	<u>144,424.27</u>	<u>87,076.99</u>	<u>33,853.74</u>
Sub-Total R&B	1,174,930.15	1,415,822.01	1,243,877.98	1,352,347.58	1,270,999.47	1,451,495.04	1,779,850.91	1,438,513.83	1,287,156.79	1,324,754.18	634,237.79	792,988.10	860,246.96
Road & Bridge Over/(Under) Prior Period	(240,891.86)	171,944.03	(108,469.60)	81,348.11	(180,495.57)	(328,355.87)	341,337.08	151,357.04	(37,597.39)	490,516.39	41,249.69	(67,258.86)	
Road & Bridge Cumulative Change for Periods Shown	314,683.19	555,575.05	383,631.02	492,100.62	410,752.51	591,248.08	919,603.95	578,266.87	426,909.83	464,507.22	(26,009.17)	(67,258.86)	
<b>Overall Totals</b>													
General / Road & Bridge M&O	11,064,779.07	11,841,794.67	10,671,669.71	9,282,315.45	7,653,409.91	8,551,072.54	9,837,992.33	10,700,777.24	10,144,452.78	9,196,247.19	7,225,289.18	5,557,559.80	5,260,095.16
Overall Over/(Under) Prior Period	(777,015.60)	1,170,124.96	1,389,354.26	1,628,905.54	(897,662.63)	(1,286,919.79)	(862,784.91)	556,324.46	948,205.59	1,970,958.01	1,667,729.38	297,464.64	
Overall Cumulative Change for Periods Shown	5,804,683.91	6,581,699.51	5,411,574.55	4,022,220.29	2,393,314.75	3,290,977.38	4,577,897.17	5,440,682.08	4,884,357.62	3,936,152.03	1,985,194.02	297,464.64	

**GILLESPIE COUNTY, TEXAS**  
**STATEMENT OF**  
**Fund Cash/Investment Balances of County Funds**  
**Managed by County Treasurer**

Reporting Period for Maintenance & Operating, COB/GOB Operating & I&S, Special Revenue, Special Revenue..Grants, Trust and Agency	FY2016	FY2015	FY2014	FY2013	FY2012	FY2011	FY2010	FY2009	FY2008	FY2007	FY2006	FY2005	FY2004	FY2003	FY2002	FY2001
<b>October</b>	<b>14,616,600.12</b>	17,978,164.94	25,230,555.83	8,816,582.93	9,537,288.92	10,782,786.00	11,614,108.61	10,952,885.50	9,958,440.87	7,952,494.30	6,412,175.43	5,710,864.59	5,339,657.00	5,562,776.43	5,033,726.92	4,347,101.24
<b>November</b>		17,265,750.38	24,953,535.22	8,890,316.88	9,228,798.73	10,570,060.92	11,537,538.96	10,498,889.31	10,152,409.10	8,025,261.13	6,492,254.19	5,815,771.82	5,220,602.83	5,513,508.58	4,915,333.89	4,073,098.62
<b>December</b>		18,099,680.09	26,637,026.05	11,373,696.92	10,169,466.12	11,532,479.69	12,910,952.83	11,682,933.59	10,684,794.29	8,972,555.93	7,597,535.16	6,589,101.79	5,773,095.57	6,725,293.46	5,464,922.96	4,553,826.12
<b>January</b>		21,177,485.65	28,516,107.73	13,685,971.08	13,393,446.13	14,318,444.26	15,498,047.87	14,366,261.90	13,481,253.20	11,165,036.24	9,488,659.54	8,523,475.25	7,456,134.19	7,390,382.57	6,921,671.85	5,917,064.54
<b>February</b>		22,683,610.22	29,162,422.51	14,892,438.88	14,337,413.69	15,203,602.68	16,956,038.21	15,735,998.80	14,555,820.37	12,335,852.17	10,433,012.87	9,341,225.17	8,739,837.04	8,067,857.08	7,169,069.03	6,421,291.43
<b>March</b>		21,915,869.23	28,011,622.33	14,353,262.89	13,961,224.66	14,605,425.43	15,787,975.99	15,568,191.69	14,421,603.69	12,279,235.33	10,316,847.09	9,342,261.49	8,166,505.99	7,877,519.02	6,846,516.10	6,255,513.63
<b>April</b>		19,863,672.60	26,965,965.28	14,036,410.76	13,204,240.38	14,182,107.24	14,911,731.87	15,332,630.30	14,171,385.04	12,168,084.51	10,225,221.29	9,153,636.99	7,706,537.20	7,632,850.74	6,879,522.09	6,165,584.41
<b>May</b>		19,534,757.94	25,202,625.86	13,381,534.31	12,853,474.81	13,180,018.23	14,443,624.89	14,826,308.29	13,675,832.00	11,855,634.81	10,019,168.98	9,181,379.67	7,645,857.66	7,396,585.22	6,758,604.54	5,872,305.69
<b>June</b>		18,530,454.23	23,610,769.72	27,806,922.21	11,927,636.15	12,450,284.14	13,583,948.59	14,202,648.08	13,175,542.95	11,508,032.29	9,433,093.74	8,832,285.06	7,186,622.71	7,107,557.40	6,426,986.33	5,398,788.82
<b>July</b>		17,462,407.18	21,673,344.14	26,973,808.70	11,234,719.43	11,652,419.87	13,105,834.49	13,620,954.46	12,336,729.42	11,412,064.22	9,030,022.51	8,376,255.12	6,807,050.38	6,620,898.14	6,217,837.20	4,751,943.98
<b>August</b>		16,349,354.15	19,928,413.83	25,790,313.41	10,192,089.49	11,033,361.48	12,483,092.82	12,578,256.55	11,932,892.72	10,883,175.64	8,667,571.59	7,898,769.17	6,509,004.74	5,964,701.17	5,922,921.90	4,309,221.50
<b>September</b>		15,336,745.28	18,465,597.00	25,364,538.77	9,249,883.17	10,060,273.87	11,399,750.14	12,235,834.57	11,640,132.20	10,474,427.70	8,299,421.01	6,600,165.99	5,886,940.47	5,731,396.90	5,654,746.62	4,084,176.41
<small>COB Series 2013, All Construction Project, bond funding accounted for subden increase in balance ... LL</small>																
<b>FY Monthly Average</b>	<b>14,616,600.12</b>	18,849,829.32	24,863,165.46	17,113,816.48	11,607,473.47	12,464,271.98	13,602,720.44	13,466,899.42	12,515,569.64	10,752,737.86	8,867,915.28	7,945,432.68	6,869,820.48	6,799,277.23	6,184,321.62	5,179,159.70
<b>Current Reported Month and Fiscal Year To Date</b>																
<b>Over / (Under)</b>			<b>(3,361,564.82)</b>													
<b>Same Month Prior Year</b>																
<b>Prior Fiscal Year End</b>																
			<b>(720,145.16)</b>	<b>(3,128,851.72)</b>	<b>(810,390.70)</b>	<b>(1,339,476.27)</b>	<b>(837,084.43)</b>	<b>596,702.37</b>	<b>1,165,704.50</b>	<b>2,175,006.69</b>	<b>1,699,255.02</b>	<b>713,225.62</b>	<b>155,543.57</b>	<b>76,650.28</b>	<b>1,570,570.21</b>	<b>(491,056.48)</b>



GILLESPIE COUNTY, TEXAS  
STATEMENT OF  
Fund Cash/Investment Balances of County Funds  
Managed by County Treasurer

FY2000	FY1999	FY1998	FY1997	FY1996	FY1995	FY1994	FY1993	FY1992	FY1991	F1990	FY1989	FY1988	FY1987	FY1986	FY1985	Monthly Average All Years	Reporting Period for Maintenance & Operating, COB/GOB Operating & I&S, Special Revenue, Grants, Trust and Agency
4,138,349.94	2,669,048.51	2,322,043.99	1,853,442.32	1,554,442.37	1,969,633.68	1,677,992.97	1,738,021.70	1,766,907.01	1,656,979.55	1,479,994.82	1,489,873.32	773,740.58	785,053.51	551,992.07	792,093.37	5,852,025.60	October
3,944,234.24	2,805,697.13	2,287,658.80	1,738,403.49	1,588,939.20	2,054,228.71	1,872,272.98	1,664,926.42	1,867,311.17	1,738,597.34	1,603,024.84	1,422,802.33	783,137.76	666,242.80	494,761.58	623,030.66	5,494,174.19	November
4,285,123.56	3,467,225.42	2,370,460.19	2,015,412.36	1,553,702.23	2,102,455.14	2,004,156.61	1,927,643.72	2,009,086.57	2,071,100.64	1,749,440.24	1,522,220.64	794,004.97	638,401.65	515,396.75	592,516.53	6,076,313.15	December
5,211,901.34	4,747,606.42	3,294,281.32	2,843,260.54	2,472,762.49	2,546,555.58	2,422,956.29	2,234,617.11	2,447,087.69	2,241,349.45	2,187,518.39	1,865,694.05	1,176,726.03	895,393.31	987,264.23	911,641.21	7,413,134.11	January
5,911,367.71	5,322,878.29	3,993,869.93	3,407,005.87	2,960,651.56	2,960,114.57	2,766,604.82	2,577,390.38	2,873,613.36	2,643,751.97	2,515,707.05	2,279,290.31	1,697,770.08	1,530,430.47	1,707,926.04	1,288,936.99	8,112,670.95	February
5,804,576.79	5,276,473.40	3,867,713.74	3,383,796.71	2,916,434.18	2,701,020.25	2,817,055.25	2,446,335.40	2,811,958.62	2,589,532.80	2,424,636.02	2,300,423.71	1,879,466.93	1,572,385.72	1,654,964.77	1,261,996.19	7,916,720.81	March
5,611,303.40	5,147,026.03	3,856,248.10	3,370,510.51	2,844,556.24	2,603,667.16	2,814,731.50	2,446,965.20	2,846,044.26	2,647,946.48	2,446,382.46	2,354,485.13	1,884,438.19	1,647,314.57	1,771,308.72	1,360,124.93	7,685,581.73	April
5,597,496.54	5,145,729.29	3,729,564.69	3,275,787.89	2,651,158.09	2,420,785.62	2,795,038.54	2,614,500.86	2,664,830.17	2,595,986.23	2,402,307.66	2,282,817.61	1,897,795.66	1,472,593.18	1,691,409.95	1,210,356.42	7,428,286.17	May
5,229,130.33	4,895,201.25	3,531,314.01	2,987,283.92	2,535,222.99	2,084,641.35	2,566,555.11	2,371,095.71	2,474,786.80	2,436,392.72	2,319,796.07	2,217,931.41	1,815,598.58	1,439,656.15	1,651,635.17	1,129,347.73	7,512,521.35	June
5,019,100.05	4,695,468.93	3,445,413.11	2,962,321.73	2,375,375.37	2,030,459.33	2,324,665.35	2,086,490.66	2,166,748.69	2,373,369.73	2,247,875.53	2,067,556.08	1,770,363.23	1,314,952.63	1,548,746.47	998,709.28	7,119,480.82	July
4,875,181.07	4,508,722.39	3,369,985.56	2,786,747.61	2,218,481.28	1,819,617.83	2,263,605.13	2,029,973.96	2,078,961.54	2,158,156.49	1,995,691.66	1,950,450.56	1,733,930.99	1,181,205.11	1,466,150.66	824,648.71	6,700,150.02	August
4,575,232.89	4,394,094.37	3,208,449.92	2,590,681.06	2,098,133.77	1,584,937.70	2,069,733.13	1,872,419.95	1,917,213.24	2,014,947.50	1,766,243.49	1,643,269.78	1,541,576.26	770,951.77	839,823.87	671,522.07	6,259,492.29	September
5,015,916.49	4,439,764.29	3,273,083.61	2,767,887.83	2,314,188.31	2,239,759.74	2,369,613.97	2,167,531.76	2,327,045.76	2,264,009.24	2,094,893.19	1,951,484.58	1,479,879.11	1,159,548.41	1,240,115.03	972,077.01		
181,138.52	1,185,644.45	617,768.86	492,547.29	513,196.07	(484,795.43)	197,313.18	(44,793.29)	(97,734.26)	246,704.01	122,973.71	101,693.52	770,624.49	(63,872.10)	168,301.80			

NOTE: Rollback election held April 05, 1996 ... rollback passed

GILLESPIE COUNTY, TEXAS  
COUNTY SALES TAX ALLOCATION SUMMARY

March 1988 through FY2016

Period Tax Allocation Received	FY1988	FY1989	FY1990	FY1991	FY1992	FY1993	FY1994	FY1995	FY1996	FY1997	FY1998	FY1999	FY2000	FY2001	FY2002	FY2003	FY2004	FY2005
October	22,814.86	26,581.55	33,537.36	36,992.75	41,801.10	49,891.91	82,743.15	58,486.86	52,039.59	54,937.86	50,951.69	65,241.66	68,865.34	75,743.16	81,976.96	77,478.63	82,681.54	
September and 3rd Quarter	43,215.06	44,231.67	43,279.83	50,014.92	55,881.19	64,445.89	64,104.87	61,441.85	62,637.05	66,939.70	74,731.00	69,172.12	86,097.63	88,692.77	87,008.90	94,471.11	103,544.31	
December	24,372.81	27,072.59	27,183.79	32,965.97	49,151.47	46,789.97	46,349.36	49,676.22	60,611.06	60,993.07	70,326.26	85,955.47	70,180.00	82,667.48	77,782.13	84,302.14	87,745.88	
January	23,143.13	28,570.51	34,886.95	33,040.99	47,672.78	61,026.80	58,115.69	55,690.53	56,392.42	60,499.63	58,712.49	79,145.12	77,326.63	85,504.02	80,568.74	80,680.57	92,483.12	
December 4th Quarter, Yearly	55,086.79	55,601.40	56,692.45	64,014.68	85,296.84	86,415.96	78,879.42	75,116.79	82,205.56	84,754.60	105,116.56	99,795.36	104,689.49	112,735.48	104,067.24	115,871.28	121,222.18	
February	10,046.12	19,376.35	22,842.31	27,786.80	30,546.86	42,841.80	37,823.28	44,989.12	49,841.44	54,150.75	58,367.91	72,738.72	61,652.97	77,471.73	65,204.25	71,784.27	85,739.86	
March	13,768.26	18,223.31	22,431.61	26,587.86	32,007.16	42,480.30	69,059.85	45,888.42	50,129.00	45,435.42	53,515.01	59,649.70	65,084.12	72,330.32	62,331.14	70,741.63	65,194.79	
April	37,630.57	41,151.11	44,480.87	46,655.96	31,203.05	66,316.77	57,489.64	64,876.89	62,424.84	71,468.21	69,091.17	91,409.71	96,441.51	94,505.94	93,443.25	102,949.16	112,599.80	
May	24,530.57	24,076.76	27,059.33	31,503.80	41,913.33	48,605.58	44,847.36	48,588.21	59,749.69	77,574.05	72,275.15	70,155.54	79,441.16	92,403.56	87,784.45	89,329.15	105,312.44	
June	20,139.41	24,953.23	27,959.52	34,719.01	43,922.13	49,464.53	48,369.42	50,605.85	54,962.82	57,092.55	64,608.17	59,938.51	76,576.31	87,695.36	86,277.93	82,641.66	94,818.82	
July	46,170.12	46,397.69	50,866.17	50,868.66	58,425.43	73,116.78	67,507.13	66,689.81	59,548.35	72,612.17	84,456.60	98,754.28	91,921.77	118,409.57	90,669.86	113,562.54	120,028.46	
August	24,924.06	28,456.24	28,687.84	33,905.34	56,740.88	52,232.41	46,155.60	61,535.89	71,272.01	70,867.09	72,854.10	69,870.60	74,040.54	81,351.52	82,708.52	84,680.28	100,874.13	
September																		
Total Per Year	177,209.11	371,069.14	406,705.37	447,587.81	531,788.15	654,863.55	679,601.81	714,336.88	713,466.19	742,999.64	814,374.71	870,123.86	947,269.24	1,045,200.46	1,006,083.44	1,072,404.53	1,172,245.33	
Total All Years	177,209.11	548,278.25	954,893.62	1,402,571.43	1,934,359.58	2,589,223.13	3,268,824.94	3,983,181.82	4,696,628.11	5,439,627.75	6,254,002.46	7,124,126.32	8,071,394.56	9,067,465.70	10,112,666.16	11,118,759.60	12,191,164.13	13,393,409.48
\$ Inc / -Dec Over Prior Year	193,860.03	35,636.23	40,882.44	84,200.34	123,075.40	24,738.26	34,735.17	(870.79)	29,533.45	71,375.07	55,749.15	77,144.38	48,802.80	49,129.32	(39,107.02)	66,311.09	99,640.80	
% Inc / -Dec Over Prior Year	108.40%	9.60%	10.05%	18.81%	23.14%	3.78%	5.11%	-0.12%	4.14%	9.61%	6.85%	8.87%	5.15%	4.93%	-3.74%	6.59%	9.31%	
<b>Calendar Year Allocations</b>																		
	0.00	267,411.64	378,752.42	412,820.54	463,560.47	558,648.27	669,137.56	711,691.42	690,744.53	719,148.96	750,582.57	827,513.03	894,484.16	950,041.96	1,020,031.58	1,044,865.04	1,015,577.33	1,090,124.38
\$ Inc / -Dec Over Prior Year	267,411.64	111,340.78	34,066.12	50,739.93	85,087.80	110,489.29	42,553.86	(20,946.89)	28,404.43	31,433.61	76,930.46	66,971.13	55,557.80	69,989.62	24,833.46	(29,287.71)	74,547.05	

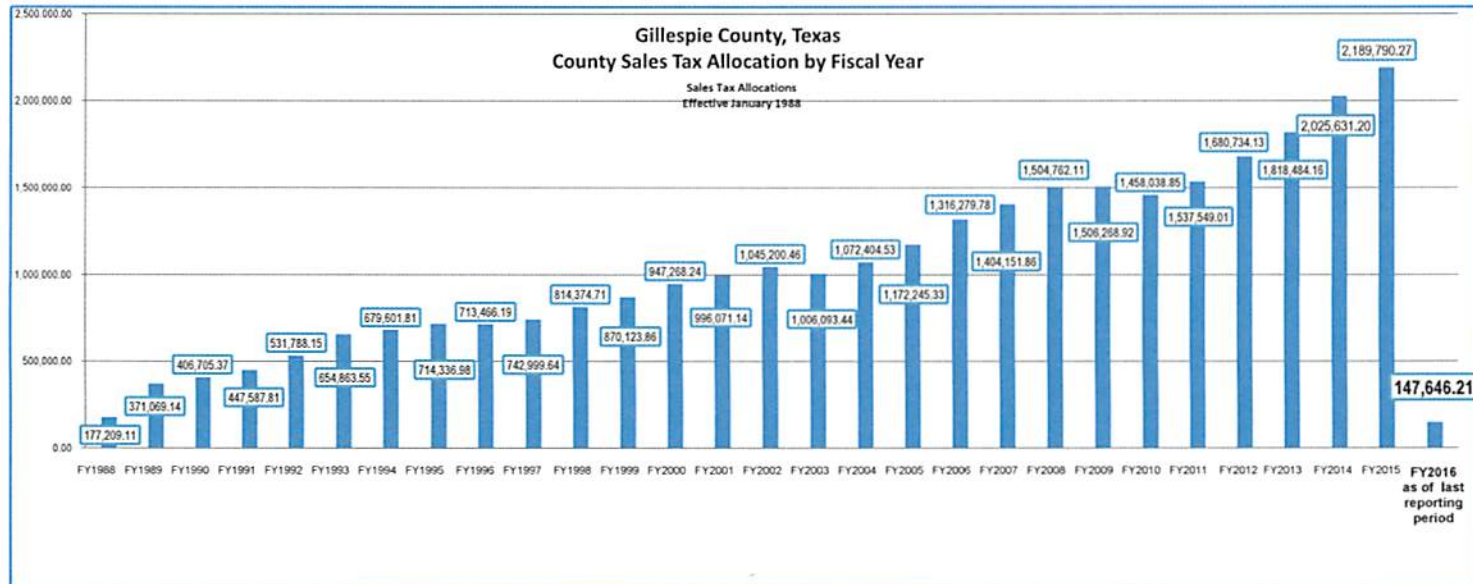


GILLESPIE COUNTY, TEXAS  
COUNTY SALES TAX ALLOCATION SUMMARY  
March 1988 through FY2016

FY2016 Over / (Under) Same Period FY2015	Month Of YTD	Period Tax Allocation Received												FY2015	FY2014	FY2013	FY2012	FY2011	FY2010	FY2009	FY2008	FY2007	FY2006	FY2005	FY2004	FY2003	FY2002	FY2001	FY2000	FY1999	FY1998	FY1997	FY1996	FY1995	FY1994	FY1993	FY1992	FY1991	FY1990	FY1989	FY1988	FY1987	FY1986	FY1985	FY1984	FY1983	FY1982	FY1981	FY1980	FY1979	FY1978	FY1977	FY1976	FY1975	FY1974	FY1973	FY1972	FY1971	FY1970	FY1969	FY1968	FY1967	FY1966	FY1965	FY1964	FY1963	FY1962	FY1961	FY1960	FY1959	FY1958	FY1957	FY1956	FY1955	FY1954	FY1953	FY1952	FY1951	FY1950	FY1949	FY1948	FY1947	FY1946	FY1945	FY1944	FY1943	FY1942	FY1941	FY1940	FY1939	FY1938	FY1937	FY1936	FY1935	FY1934	FY1933	FY1932	FY1931	FY1930	FY1929	FY1928	FY1927	FY1926	FY1925	FY1924	FY1923	FY1922	FY1921	FY1920	FY1919	FY1918	FY1917	FY1916	FY1915	FY1914	FY1913	FY1912	FY1911	FY1910	FY1909	FY1908	FY1907	FY1906	FY1905	FY1904	FY1903	FY1902	FY1901	FY1900	FY1899	FY1898	FY1897	FY1896	FY1895	FY1894	FY1893	FY1892	FY1891	FY1890	FY1889	FY1888	FY1887	FY1886	FY1885	FY1884	FY1883	FY1882	FY1881	FY1880	FY1879	FY1878	FY1877	FY1876	FY1875	FY1874	FY1873	FY1872	FY1871	FY1870	FY1869	FY1868	FY1867	FY1866	FY1865	FY1864	FY1863	FY1862	FY1861	FY1860	FY1859	FY1858	FY1857	FY1856	FY1855	FY1854	FY1853	FY1852	FY1851	FY1850	FY1849	FY1848	FY1847	FY1846	FY1845	FY1844	FY1843	FY1842	FY1841	FY1840	FY1839	FY1838	FY1837	FY1836	FY1835	FY1834	FY1833	FY1832	FY1831	FY1830	FY1829	FY1828	FY1827	FY1826	FY1825	FY1824	FY1823	FY1822	FY1821	FY1820	FY1819	FY1818	FY1817	FY1816	FY1815	FY1814	FY1813	FY1812	FY1811	FY1810	FY1809	FY1808	FY1807	FY1806	FY1805	FY1804	FY1803	FY1802	FY1801	FY1800	FY1799	FY1798	FY1797	FY1796	FY1795	FY1794	FY1793	FY1792	FY1791	FY1790	FY1789	FY1788	FY1787	FY1786	FY1785	FY1784	FY1783	FY1782	FY1781	FY1780	FY1779	FY1778	FY1777	FY1776	FY1775	FY1774	FY1773	FY1772	FY1771	FY1770	FY1769	FY1768	FY1767	FY1766	FY1765	FY1764	FY1763	FY1762	FY1761	FY1760	FY1759	FY1758	FY1757	FY1756	FY1755	FY1754	FY1753	FY1752	FY1751	FY1750	FY1749	FY1748	FY1747	FY1746	FY1745	FY1744	FY1743	FY1742	FY1741	FY1740	FY1739	FY1738	FY1737	FY1736	FY1735	FY1734	FY1733	FY1732	FY1731	FY1730	FY1729	FY1728	FY1727	FY1726	FY1725	FY1724	FY1723	FY1722	FY1721	FY1720	FY1719	FY1718	FY1717	FY1716	FY1715	FY1714	FY1713	FY1712	FY1711	FY1710	FY1709	FY1708	FY1707	FY1706	FY1705	FY1704	FY1703	FY1702	FY1701	FY1700	FY1699	FY1698	FY1697	FY1696	FY1695	FY1694	FY1693	FY1692	FY1691	FY1690	FY1689	FY1688	FY1687	FY1686	FY1685	FY1684	FY1683	FY1682	FY1681	FY1680	FY1679	FY1678	FY1677	FY1676	FY1675	FY1674	FY1673	FY1672	FY1671	FY1670	FY1669	FY1668	FY1667	FY1666	FY1665	FY1664	FY1663	FY1662	FY1661	FY1660	FY1659	FY1658	FY1657	FY1656	FY1655	FY1654	FY1653	FY1652	FY1651	FY1650	FY1649	FY1648	FY1647	FY1646	FY1645	FY1644	FY1643	FY1642	FY1641	FY1640	FY1639	FY1638	FY1637	FY1636	FY1635	FY1634	FY1633	FY1632	FY1631	FY1630	FY1629	FY1628	FY1627	FY1626	FY1625	FY1624	FY1623	FY1622	FY1621	FY1620	FY1619	FY1618	FY1617	FY1616	FY1615	FY1614	FY1613	FY1612	FY1611	FY1610	FY1609	FY1608	FY1607	FY1606	FY1605	FY1604	FY1603	FY1602	FY1601	FY1600	FY1599	FY1598	FY1597	FY1596	FY1595	FY1594	FY1593	FY1592	FY1591	FY1590	FY1589	FY1588	FY1587	FY1586	FY1585	FY1584	FY1583	FY1582	FY1581	FY1580	FY1579	FY1578	FY1577	FY1576	FY1575	FY1574	FY1573	FY1572	FY1571	FY1570	FY1569	FY1568	FY1567	FY1566	FY1565	FY1564	FY1563	FY1562	FY1561	FY1560	FY1559	FY1558	FY1557	FY1556	FY1555	FY1554	FY1553	FY1552	FY1551	FY1550	FY1549	FY1548	FY1547	FY1546	FY1545	FY1544	FY1543	FY1542	FY1541	FY1540	FY1539	FY1538	FY1537	FY1536	FY1535	FY1534	FY1533	FY1532	FY1531	FY1530	FY1529	FY1528	FY1527	FY1526	FY1525	FY1524	FY1523	FY1522	FY1521	FY1520	FY1519	FY1518	FY1517	FY1516	FY1515	FY1514	FY1513	FY1512	FY1511	FY1510	FY1509	FY1508	FY1507	FY1506	FY1505	FY1504	FY1503	FY1502	FY1501	FY1500	FY1499	FY1498	FY1497	FY1496	FY1495	FY1494	FY1493	FY1492	FY1491	FY1490	FY1489	FY1488	FY1487	FY1486	FY1485	FY1484	FY1483	FY1482	FY1481	FY1480	FY1479	FY1478	FY1477	FY1476	FY1475	FY1474	FY1473	FY1472	FY1471	FY1470	FY1469	FY1468	FY1467	FY1466	FY1465	FY1464	FY1463	FY1462	FY1461	FY1460	FY1459	FY1458	FY1457	FY1456	FY1455	FY1454	FY1453	FY1452	FY1451	FY1450	FY1449	FY1448	FY1447	FY1446	FY1445	FY1444	FY1443	FY1442	FY1441	FY1440	FY1439	FY1438	FY1437	FY1436	FY1435	FY1434	FY1433	FY1432	FY1431	FY1430	FY1429	FY1428	FY1427	FY1426	FY1425	FY1424	FY1423	FY1422	FY1421	FY1420	FY1419	FY1418	FY1417	FY1416	FY1415	FY1414	FY1413	FY1412	FY1411	FY1410	FY1409	FY1408	FY1407	FY1406	FY1405	FY1404	FY1403	FY1402	FY1401	FY1400	FY1399	FY1398	FY1397	FY1396	FY1395	FY1394	FY1393	FY1392	FY1391	FY1390	FY1389	FY1388	FY1387	FY1386	FY1385	FY1384	FY1383	FY1382	FY1381	FY1380	FY1379	FY1378	FY1377	FY1376	FY1375	FY1374	FY1373	FY1372	FY1371	FY1370	FY1369	FY1368	FY1367	FY1366	FY1365	FY1364	FY1363	FY1362	FY1361	FY1360	FY1359	FY1358	FY1357	FY1356	FY1355	FY1354	FY1353	FY1352	FY1351	FY1350	FY1349	FY1348	FY1347	FY1346	FY1345	FY1344	FY1343	FY1342	FY1341	FY1340	FY1339	FY1338	FY1337	FY1336	FY1335	FY1334	FY1333	FY1332	FY1331	FY1330	FY1329	FY1328	FY1327	FY1326	FY1325	FY1324	FY1323	FY1322	FY1321	FY1320	FY1319	FY1318	FY1317	FY1316	FY1315	FY1314	FY1313	FY1312	FY1311	FY1310	FY1309	FY1308	FY1307	FY1306	FY1305	FY1304	FY1303	FY1302	FY1301	FY1300	FY1299	FY1298	FY1297	FY1296	FY1295	FY1294	FY1293	FY1292	FY1291	FY1290	FY1289	FY1288	FY1287	FY1286	FY1285	FY1284	FY1283	FY1282	FY1281	FY1280	FY1279	FY1278	FY1277	FY1276	FY1275	FY1274	FY1273	FY1272	FY1271	FY1270	FY1269	FY1268	FY1267	FY1266	FY1265	FY1264	FY1263	FY1262	FY1261	FY1260	FY1259	FY1258	FY1257	FY1256	FY1255	FY1254	FY1253	FY1252	FY1251	FY1250	FY1249	FY1248	FY1247	FY1246	FY1245	FY1244	FY1243	FY1242	FY1241	FY1240	FY1239	FY1238	FY1237	FY1236	FY1235	FY1234	FY1233	FY1232	FY1231	FY1230	FY1229	FY1228	FY1227	FY1226	FY1225	FY1224	FY1223	FY1222	FY1221	FY1220	FY1219	FY1218	FY1217	FY1216	FY1215	FY1214	FY1213	FY1212	FY1211	FY1210	FY1209	FY1208	FY1207	FY1206	FY1205	FY1204	FY1203	FY1202	FY1201	FY1200	FY1199	FY1198	FY1197	FY1196	FY1195	FY1194	FY1193	FY1192	FY1191	FY1190	FY1189	FY1188	FY1187	FY1186	FY1185	FY1184	FY1183	FY1182	FY1181	FY1180	FY1179	FY1178	FY1177	FY1176	FY1175	FY1174	FY1173	FY1172	FY1171	FY1170	FY1169	FY1168	FY1167	FY1166	FY1165	FY1164	FY1163	FY1162	FY1161	FY1160	FY1159	FY1158	FY1157	FY1156	FY1155	FY1154	FY1153	FY1152	FY1151	FY1150	FY1149	FY1148	FY1147
--	--------------	--------------------------------	--	--	--	--	--	--	--	--	--	--	--	--------	--------	--------	--------	--------	--------	--------	--------	--------	--------	--------	--------	--------	--------	--------	--------	--------	--------	--------	--------	--------	--------	--------	--------	--------	--------	--------	--------	--------	--------	--------	--------	--------	--------	--------	--------	--------	--------	--------	--------	--------	--------	--------	--------	--------	--------	--------	--------	--------	--------	--------	--------	--------	--------	--------	--------	--------	--------	--------	--------	--------	--------	--------	--------	--------	--------	--------	--------	--------	--------	--------	--------	--------	--------	--------	--------	--------	--------	--------	--------	--------	--------	--------	--------	--------	--------	--------	--------	--------	--------	--------	--------	--------	--------	--------	--------	--------	--------	--------	--------	--------	--------	--------	--------	--------	--------	--------	--------	--------	--------	--------	--------	--------	--------	--------	--------	--------	--------	--------	--------	--------	--------	--------	--------	--------	--------	--------	--------	--------	--------	--------	--------	--------	--------	--------	--------	--------	--------	--------	--------	--------	--------	--------	--------	--------	--------	--------	--------	--------	--------	--------	--------	--------	--------	--------	--------	--------	--------	--------	--------	--------	--------	--------	--------	--------	--------	--------	--------	--------	--------	--------	--------	--------	--------	--------	--------	--------	--------	--------	--------	--------	--------	--------	--------	--------	--------	--------	--------	--------	--------	--------	--------	--------	--------	--------	--------	--------	--------	--------	--------	--------	--------	--------	--------	--------	--------	--------	--------	--------	--------	--------	--------	--------	--------	--------	--------	--------	--------	--------	--------	--------	--------	--------	--------	--------	--------	--------	--------	--------	--------	--------	--------	--------	--------	--------	--------	--------	--------	--------	--------	--------	--------	--------	--------	--------	--------	--------	--------	--------	--------	--------	--------	--------	--------	--------	--------	--------	--------	--------	--------	--------	--------	--------	--------	--------	--------	--------	--------	--------	--------	--------	--------	--------	--------	--------	--------	--------	--------	--------	--------	--------	--------	--------	--------	--------	--------	--------	--------	--------	--------	--------	--------	--------	--------	--------	--------	--------	--------	--------	--------	--------	--------	--------	--------	--------	--------	--------	--------	--------	--------	--------	--------	--------	--------	--------	--------	--------	--------	--------	--------	--------	--------	--------	--------	--------	--------	--------	--------	--------	--------	--------	--------	--------	--------	--------	--------	--------	--------	--------	--------	--------	--------	--------	--------	--------	--------	--------	--------	--------	--------	--------	--------	--------	--------	--------	--------	--------	--------	--------	--------	--------	--------	--------	--------	--------	--------	--------	--------	--------	--------	--------	--------	--------	--------	--------	--------	--------	--------	--------	--------	--------	--------	--------	--------	--------	--------	--------	--------	--------	--------	--------	--------	--------	--------	--------	--------	--------	--------	--------	--------	--------	--------	--------	--------	--------	--------	--------	--------	--------	--------	--------	--------	--------	--------	--------	--------	--------	--------	--------	--------	--------	--------	--------	--------	--------	--------	--------	--------	--------	--------	--------	--------	--------	--------	--------	--------	--------	--------	--------	--------	--------	--------	--------	--------	--------	--------	--------	--------	--------	--------	--------	--------	--------	--------	--------	--------	--------	--------	--------	--------	--------	--------	--------	--------	--------	--------	--------	--------	--------	--------	--------	--------	--------	--------	--------	--------	--------	--------	--------	--------	--------	--------	--------	--------	--------	--------	--------	--------	--------	--------	--------	--------	--------	--------	--------	--------	--------	--------	--------	--------	--------	--------	--------	--------	--------	--------	--------	--------	--------	--------	--------	--------	--------	--------	--------	--------	--------	--------	--------	--------	--------	--------	--------	--------	--------	--------	--------	--------	--------	--------	--------	--------	--------	--------	--------	--------	--------	--------	--------	--------	--------	--------	--------	--------	--------	--------	--------	--------	--------	--------	--------	--------	--------	--------	--------	--------	--------	--------	--------	--------	--------	--------	--------	--------	--------	--------	--------	--------	--------	--------	--------	--------	--------	--------	--------	--------	--------	--------	--------	--------	--------	--------	--------	--------	--------	--------	--------	--------	--------	--------	--------	--------	--------	--------	--------	--------	--------	--------	--------	--------	--------	--------	--------	--------	--------	--------	--------	--------	--------	--------	--------	--------	--------	--------	--------	--------	--------	--------	--------	--------	--------	--------	--------	--------	--------	--------	--------	--------	--------	--------	--------	--------	--------	--------	--------	--------	--------	--------	--------	--------	--------	--------	--------	--------	--------	--------	--------	--------	--------	--------	--------	--------	--------	--------	--------	--------	--------	--------	--------	--------	--------	--------	--------	--------	--------	--------	--------	--------	--------	--------	--------	--------	--------	--------	--------	--------	--------	--------	--------	--------	--------	--------	--------	--------	--------	--------	--------	--------	--------	--------	--------	--------	--------	--------	--------	--------	--------	--------	--------	--------	--------	--------	--------	--------	--------	--------	--------	--------	--------	--------	--------	--------	--------	--------	--------	--------	--------	--------	--------	--------	--------	--------	--------	--------	--------	--------	--------	--------	--------	--------	--------	--------	--------	--------	--------	--------	--------	--------	--------	--------	--------	--------	--------	--------	--------	--------	--------	--------	--------	--------	--------	--------	--------	--------	--------	--------	--------	--------	--------	--------	--------	--------	--------	--------	--------	--------	--------	--------	--------	--------	--------	--------	--------	--------	--------	--------	--------	--------	--------	--------	--------	--------	--------	--------	--------	--------	--------	--------	--------	--------	--------	--------	--------	--------	--------	--------	--------	--------	--------	--------	--------	--------	--------	--------	--------	--------	--------	--------	--------	--------	--------	--------	--------	--------	--------	--------	--------	--------	--------	--------	--------	--------	--------	--------	--------	--------	--------	--------	--------	--------	--------	--------	--------	--------	--------	--------	--------	--------	--------	--------	--------	--------	--------	--------	--------	--------	--------	--------	--------	--------	--------	--------	--------	--------	--------	--------	--------	--------	--------	--------	--------	--------	--------	--------	--------	--------	--------	--------	--------

GILLESPIE COUNTY, TEXAS  
 COUNTY SALES TAX ALLOCATION SUMMARY

March 1988 through FY2016





**GILLESPIE COUNTY, TEXAS  
REPAYMENT OF ERRONEOUS RECEIPT OF SALES AND USE TAX**

**January 1997 Through October 2016**

	Year 1 1997	Year 2 1998	Year 3 1999	Year 4 2000	Year 5 2001	Year 6 2002	Year 7 2003	Year 8 2004	Year 9 2005	Year 10 2006	Year 11 2007	Year 12 2008	Year 13 2009	Year 14 2010	Year 15 2011	Year 16 2012	Year 17 2013	Year 18 2014	Year 19 2015	Year 20 2016	
<b>Actual Balance At Year Start</b>	201,276.54	190,683.06	180,089.58	169,496.10	158,902.62	148,309.14	137,715.66	127,122.18	116,528.70	105,935.22	95,341.74	84,748.26	74,154.78	63,561.30	52,967.82	42,374.34	31,780.86	21,187.38	10,593.90	<b>10,593.90</b>	
January	2,648.37	2,648.37	2,648.37	2,648.37	2,648.37	2,648.37	2,648.37	2,648.37	2,648.37	2,648.37	2,648.37	2,648.37	2,648.37	2,648.37	2,648.37	2,648.37	2,648.37	2,648.37	2,648.37	2,648.37	2,648.37
April	2,648.37	2,648.37	2,648.37	2,648.37	2,648.37	2,648.37	2,648.37	2,648.37	2,648.37	2,648.37	2,648.37	2,648.37	2,648.37	2,648.37	2,648.37	2,648.37	2,648.37	2,648.37	2,648.37	2,648.37	2,648.37
July	2,648.37	2,648.37	2,648.37	2,648.37	2,648.37	2,648.37	2,648.37	2,648.37	2,648.37	2,648.37	2,648.37	2,648.37	2,648.37	2,648.37	2,648.37	2,648.37	2,648.37	2,648.37	2,648.37	2,648.37	2,648.37
October	2,648.37	2,648.37	2,648.37	2,648.37	2,648.37	2,648.37	2,648.37	2,648.37	2,648.37	2,648.37	2,648.37	2,648.37	2,648.37	2,648.37	2,648.37	2,648.37	2,648.37	2,648.37	2,648.37	2,648.37	2,648.37
<b>Total Remitted To Date</b>	10,593.48	21,186.96	31,780.44	42,373.92	52,967.40	63,560.88	74,154.36	84,747.84	95,341.32	105,934.80	116,528.28	127,121.76	137,715.24	148,308.72	158,902.20	169,495.68	180,089.16	190,682.64	201,276.12	<b>201,276.12</b>	
<b>Actual Balance To Date</b>	201,276.54	190,683.06	180,089.58	169,496.10	158,902.62	148,309.14	137,715.66	127,122.18	116,528.70	105,935.22	95,341.74	84,748.26	74,154.78	63,561.30	52,967.82	42,374.34	31,780.86	21,187.38	10,593.90	<b>10,593.90</b>	
<b>Projected Balance At Year End</b>	201,276.54	190,683.06	180,089.58	169,496.10	158,902.62	148,309.14	137,715.66	127,122.18	116,528.70	105,935.22	95,341.74	84,748.26	74,154.78	63,561.30	52,967.82	42,374.34	31,780.86	21,187.38	10,593.90	<b>0.00</b>	

Gillespie County proposal of repayment (as outlined in letter of October 18, 1996) as accepted by State Comptroller ...  
Gillespie County will make 80 quarterly payments (due first of each month: January, April, July, and October)  
for 20 years beginning January 01, 1997:

79 quarterly payments of \$2,648.37 each beginning on January 01, 1997 through July 01, 2016 and  
a final payment of \$2,648.79 on October 01, 2016 for a total of \$211,870.02.

**Gillespie County, Texas**  
**Hotel Occupancy Tax ... Quarterly Recaps**  
**As of Period Ending October 31, 2015**

	Collection/Remittance Period	Collections		Disbursements		Cash Balance
		HOT & P&I Interest Earnings	Convention & Visitors Bureau	Organizations etc		
FY2016	3rd Quarter 2016					607,620.41
	2nd Quarter 2016					607,620.41
	1st Quarter 2016					607,620.41
	4th Quarter 2015		69,443.31			607,620.41
FY2015	3rd Quarter 2015		115,558.26		(881.94)	538,177.10
	Sub-Total	185,883.51	185,001.57	0.00	(881.94)	
	2nd Quarter 2015		120,944.22	127,742.50	118,000.00	421,736.90
	1st Quarter 2015		122,937.00			546,535.18
	4th Quarter 2014		104,239.90	127,742.50		423,598.18
FY2014	3rd Quarter 2014		120,711.31			447,100.78
	Sub-Total	95,347.43	468,832.43	255,485.00	118,000.00	
	2nd Quarter 2014		95,362.58	111,163.00	120,000.00	326,389.47
	1st Quarter 2014		92,050.01			462,189.89
	4th Quarter 2013		90,687.97	111,163.00		370,139.88
FY2013	3rd Quarter 2013		82,776.94			390,614.91
	Sub-Total	18,551.50	360,877.50	222,326.00	120,000.00	
	2nd Quarter 2013		82,927.36	96,357.50	80,000.00	307,837.97
	1st Quarter 2013		102,188.41			401,268.11
	4th Quarter 2012		56,763.25	96,357.50		299,079.70
FY2012	3rd Quarter 2012		69,377.43			338,673.95
	Sub-Total	38,541.45	311,256.45	192,715.00	80,000.00	
	2nd Quarter 2012		76,505.61	84,193.50	11,000.00	269,296.52
	1st Quarter 2012		67,043.98		69,000.00	287,984.41
	4th Quarter 2011		63,485.70	84,193.50		289,940.43
FY2011	3rd Quarter 2011		62,766.18			310,648.23
	Sub-Total	21,414.47	269,801.47	168,387.00	80,000.00	
	2nd Quarter 2011		60,050.07	80,530.57		247,882.05
	1st Quarter 2011		61,473.10		80,000.00	268,362.55
	4th Quarter 2010		47,182.38	80,530.57		286,889.45
FY2010	3rd Quarter 2010		67,036.85			320,237.64
	Sub-Total	(5,318.74)	235,742.40	161,061.14	80,000.00	
	2nd Quarter 2010		47,363.32	82,089.00	61,500.00	253,200.79
	1st Quarter 2010		67,910.43			349,426.47
	4th Quarter 2009		46,539.68	82,089.00		281,516.04
FY2009	3rd Quarter 2009		63,672.15			317,065.36
	Sub-Total	(192.42)	225,485.58	164,178.00	61,500.00	
	2nd Quarter 2009		55,182.22			253,393.21
	1st Quarter 2009		68,196.40	80,854.20		198,210.99
	4th Quarter 2008		43,834.09	80,854.20		210,868.79
FY2008	3rd Quarter 2008		75,474.18		15,000.00	247,888.90
	Sub-Total	65,978.49	242,686.89	161,708.40	15,000.00	
	2nd Quarter 2008		52,205.02	100,000.00		187,414.72
	1st Quarter 2008		62,603.17			235,209.70
	4th Quarter 2007		53,485.43			172,606.53
FY2007	3rd Quarter 2007		61,352.43			119,121.10
	Sub-Total	129,646.05	229,646.05	100,000.00	0.00	
	2nd Quarter 2007		57,271.57			57,768.67
	1st Quarter 2007		497.10	0.00	0.00	497.10
	Sub-Total	57,768.67	57,768.67	0.00	0.00	
				1,425,860.54	553,618.06	
<b>Totals All Years</b>		<b>Revenues</b>	<b>2,587,099.01</b>	<b>Expenditures</b>	<b>1,979,478.60</b>	<b>Net Cash Effect</b>
						<b>607,620.41</b>



### GILLESPIE COUNTY, TEXAS

GOB Series 2010 Refunding Bonds ... December.2010  
Post COB Series 2001 ... September.2001

Bond Redemptions & Interest Payment Schedule  
February.2011 through February.2021

		Year 1	Year 2	Year 3	Year 4	Year 5	Year 6	Year 7	Year 8	Year 9	Year 10	Year 11		
		2011	2012	2013	2014	2015	2016	2017	2018	2019	2020	2021		
<b>Actual Balance At Year Start</b>		1,839,134.46	1,779,647.50	1,603,672.50	1,429,447.50	1,247,370.00	<b>1,067,992.50</b>						<b>Actual Balance At Year Start</b>	
February	bonds	35,000.00	140,000.00	140,000.00	150,000.00	150,000.00							bonds	February
	interest	6,079.46	18,407.50	17,567.50	16,657.50	15,420.00							interest	
August	bonds	0.00	0.00	0.00	0.00	0.00							bonds	August
	interest	18,407.50	17,567.50	16,657.50	15,420.00	13,957.50							interest	
<b>Total Remitted To Date</b>		59,486.96	235,461.96	409,686.96	591,764.46	771,141.96	<b>771,141.96</b>	771,141.96	771,141.96	771,141.96	771,141.96	771,141.96	<b>Total Remitted To Date</b>	
<b>Actual Balance To Date</b>		1,779,647.50	1,603,672.50	1,429,447.50	1,247,370.00	1,067,992.50	<b>1,067,992.50</b>						<b>Actual Balance To Date</b>	
<b>Projected Pymnt Per Year</b>		59,486.96	175,975.00	174,225.00	182,077.50	179,377.50	<b>176,265.00</b>	177,677.50	178,540.00	178,865.00	178,670.00	177,975.00	<b>Projected Pymnt Per Year</b>	
<b>Projected Balance At Year End</b>		1,779,647.50	1,603,672.50	1,429,447.50	1,247,370.00	1,067,992.50	<b>891,727.50</b>	714,050.00	535,510.00	356,645.00	177,975.00	0.00	<b>Projected Balance At Year End</b>	

<b>\$1,988,356.26</b>	COB Series 2001 Debt Service on Refunded Bonds	<b>\$1,590,000.00</b>	Principal	<b>\$1,590,000.00</b>	Series 2010 Sources of Funds..Proceeds of Bonds
<b>\$1,839,134.46</b>	GOB Series 2010 Refunded Bonds	<b>\$249,134.46</b>	interest	<b>\$38,746.50</b>	Cost of Issuance
<b>\$149,221.80</b>	Net savings	<b>\$1,839,134.46</b>	GOB Series 2010, Refunding Bonds	<b>\$1,551,253.50</b>	Deposit to Escrow

Original Certificates of Obligation Bonds Series 2001 payments started February 2002  
Series 2010 Refunding ... Interest and Bond Redemptions due February of each year starting February of 2011  
Series 2010 Refunding ... Interest only due August of each year starting August of 2011

GILLESPIE COUNTY, TEXAS

GOB Series 2013 ... Jail Project

Bond Redemptions Interest Payment Schedule  
February.2014 through February.2033

Schedule Bond Redemption & Interest Payment		Initial Receipt of Bonds June.2013	Year 1 2014	Year 2 2015	Year 3 2016	Year 4 2017	Year 5 2018	Year 6 2019	Year 7 2020	Year 8 2021	Year 9 2022	Year 10 2023
Projected Balances At Year Start		20,429,713.00	20,429,713.00	19,408,475.00	18,387,525.00	17,367,275.00	16,347,925.00	15,324,725.00	14,300,875.00	13,279,650.00	12,256,300.00	11,234,800.00
February	bonds	0.00	395,000.00	530,000.00	540,000.00	550,000.00	565,000.00	580,000.00	595,000.00	620,000.00	645,000.00	670,000.00
	interest	0.00	378,113.00	248,125.00	242,825.00	237,425.00	231,925.00	226,275.00	217,575.00	208,650.00	194,700.00	181,800.00
August	bonds	0.00	0.00	0.00	0.00	0.00	0.00	0.00	0.00	0.00	0.00	0.00
	interest	0.00	248,125.00	242,825.00	237,425.00	231,925.00	226,275.00	217,575.00	208,650.00	194,700.00	181,800.00	168,400.00
Projected Total Remittance		0.00	1,021,238.00	2,042,188.00	3,062,438.00	4,081,788.00	5,104,988.00	6,128,838.00	7,150,063.00	8,173,413.00	9,194,913.00	10,215,113.00
Project Balances At Year End		20,429,713.00	19,408,475.00	18,387,525.00	17,367,275.00	16,347,925.00	15,324,725.00	14,300,875.00	13,279,650.00	12,256,300.00	11,234,800.00	10,214,600.00
Bonds Issued June 2014												
Principal and Interest payments due February of each year starting February of 2014												
Interest only payments due August of each year starting August of 2014												

Outstanding Tax Secured Debt		Initial Receipt of Bonds June.2013	Year 1 2014	Year 2 2015	Year 3 2016	Year 4 2017	Year 5 2018	Year 6 2019	Year 7 2020	Year 8 2021	Year 9 2022	Year 10 2023
Balances At Year Start		20,429,713.00	20,429,713.00	19,408,475.50	18,387,525.50							
February	bonds	0.00	395,000.00	530,000.00								
	interest	0.00	378,112.50	248,125.00								
August	bonds	0.00	0.00	0.00								
	interest	0.00	248,325.00	242,825.00								
	adjustment		(200.00)									
Total Annual Remittances		0.00	1,021,237.50	1,020,950.00	0.00							
Total Remittances To Date		0.00	1,021,237.50	2,042,187.50	2,042,187.50							



**GILLESPIE COUNTY, TEXAS**

**GOB Series 2013 ... Jail Project**

**Bond Redemptions Interest Payment Schedule  
February.2014 through February.2033**

Schedule Bond Redemption & Interest Payment		Year 11	Year 12	Year 13	Year 14	Year 15	Year 16	Year 17	Year 18	Year 19	Year 20
		2024	2025	2026	2027	2028	2029	2030	2031	2032	2033
<b>Projected Balances At Year Start</b>		10,214,600.00	9,191,800.00	8,172,500.00	7,152,800.00	6,129,000.00	5,107,400.00	4,084,300.00	3,061,100.00	2,039,200.00	1,020,000.00
February	bonds	700,000.00	725,000.00	755,000.00	790,000.00	820,000.00	855,000.00	890,000.00	925,000.00	960,000.00	1,000,000.00
	interest	168,400.00	154,400.00	139,900.00	124,800.00	109,000.00	92,600.00	75,500.00	57,700.00	39,200.00	20,000.00
August	bonds	0.00	0.00	0.00	0.00	0.00	0.00	0.00	0.00	0.00	0.00
	interest	154,400.00	139,900.00	124,800.00	109,000.00	92,600.00	75,500.00	57,700.00	39,200.00	20,000.00	0.00
<b>Projected Total Remittance</b>		11,237,913.00	12,257,213.00	13,276,913.00	14,300,713.00	15,322,313.00	16,345,413.00	17,368,613.00	18,390,513.00	19,409,713.00	20,429,713.00
<b>Project Balances At Year End</b>		9,191,800.00	8,172,500.00	7,152,800.00	6,129,000.00	5,107,400.00	4,084,300.00	3,061,100.00	2,039,200.00	1,020,000.00	0.00
Bonds Issued June.2014											
Principal and Interest payments due February of each year starting February of 2014											
Interest only payments due August of each year starting August of 2014											

Outstanding Tax Secured Debt		Year 11	Year 12	Year 13	Year 14	Year 15	Year 16	Year 17	Year 18	Year 19	Year 20
		2024	2025	2026	2027	2028	2029	2030	2031	2032	2033
<b>Balances At Year Start</b>											
February	bonds										
	interest										
August	bonds										
	interest										
<b>Total Annual Remittances</b>											
<b>Total Remittances To Date</b>											

**GILLESPIE COUNTY, TEXAS**  
Capital Assets Lease/Purchase ... Contract 6451, September.2013  
Road & Bridge Departments

**PROJECTED Payments**

PROJECTED Payments	FY2014			FY2015			FY2016			FY2017			FY2018			FY2019		
	Total Payment	Principal	Interest	Total Payment	Principal	Interest	Total Payment	Principal	Interest	Total Payment	Principal	Interest	Total Payment	Principal	Interest	Total Payment	Principal	Interest
<b>Balance At Year Start</b>	313,262.40			261,052.00			198,399.52			135,747.04			73,094.56			10,442.08		
October				5,221.04			5,221.04			5,221.04			5,221.04			5,221.04		
					4,448.50	772.54		4,622.79	598.25		4,803.90	417.14		4,992.12	28.92		5,187.70	33.34
November				5,221.04			5,221.04			5,221.04			5,221.04			5,221.04		
					4,462.77	758.27		4,637.62	583.42		4,819.31	401.73		5,008.13	212.91		5,204.37	16.67
December	5,221.04			5,221.04			5,221.04			5,221.04			5,221.04					
		3,882.97	1,338.07		4,477.08	743.96		4,652.49	568.55		4,834.77	386.27		5,024.20	196.84			
January	5,221.04			5,221.04			5,221.04			5,221.04			5,221.04					
		4,322.11	898.93		4,491.44	729.60		4,667.42	553.62		4,850.28	370.76		5,040.31	180.73			
February	5,221.04			5,221.04			5,221.04			5,221.04			5,221.04					
		4,335.97	885.07		4,505.85	715.19		4,682.39	538.65		4,865.84	355.20		5,056.48	164.56			
March	5,221.04			5,221.04			5,221.04			5,221.04			5,221.04					
		4,349.88	871.16		4,520.30	700.74		4,697.41	523.63		4,881.45	339.59		5,072.70	148.34			
April	5,221.04			5,221.04			5,221.04			5,221.04			5,221.04					
		4,363.83	857.21		4,534.80	686.24		4,712.48	508.56		4,897.11	323.93		5,088.97	132.07			
May	5,221.04			5,221.04			5,221.04			5,221.04			5,221.04					
		4,377.83	843.21		4,549.35	671.69		4,727.59	493.45		4,912.82	308.22		5,105.30	115.74			
June	5,221.04			5,221.04			5,221.04			5,221.04			5,221.04					
		4,391.87	829.17		4,563.94	657.10		4,742.76	478.28		4,928.57	292.47		5,121.67	99.37			
July	5,221.04			5,221.04			5,221.04			5,221.04			5,221.04					
		4,405.96	815.08		4,578.58	642.46		4,757.97	463.07		4,944.38	276.66		5,138.10	82.94			
August	5,221.04			5,221.04			5,221.04			5,221.04			5,221.04					
		4,420.10	800.94		4,593.27	627.77		4,773.23	447.81		4,960.24	260.80		5,154.58	66.46			
September	5,221.04			5,221.04			5,221.04			5,221.04			5,221.04					
		4,434.27	786.77		4,608.01	613.03		4,788.54	432.50		4,978.16	244.88		5,171.12	49.92			
<b>Total Proposed Payments Per Year</b>																		
Total Payments	52,210.40			62,652.48			62,652.48			62,652.48			62,652.48			10,442.08		
Principal		43,284.79			54,333.89			56,462.69			58,674.83			60,973.68			10,392.07	
Interest			8,925.61			8,318.59			6,189.79			3,977.65			1,478.80			50.01
<b>Projected Balance Year End</b>																		
		261,052.00			198,399.52			135,747.04			73,094.56			10,442.08			0.00	



**GILLESPIE COUNTY, TEXAS**  
 Capital Assets Lease/Purchase ... Contract 6451, September.2013  
 Road & Bridge Departments

**ACTUAL Payments**

ACTUAL Payments	FY2014		FY2015		FY2016		FY2017		FY2018		FY2019	
	Total Payment	Principal Interest	Total Payment	Principal Interest	Total Payment	Principal Interest	Total Payment	Principal Interest	Total Payment	Principal Interest	Total Payment	Principal Interest
<b>Balance At Year Start</b>	313,262.40		255,840.96		193,188.48							
October payment			5,221.04		5,221.04							
principal/interest			4,462.77	758.27	4,637.62	583.42						
November payment			5,221.04									
principal/interest			4,477.08	743.96								
December payment	10,442.08		5,221.04									
principal/interest	8,205.08	2,237.00	4,491.44	729.60								
January payment	5,221.04		5,221.04									
principal/interest	4,335.97	885.07	4,505.85	715.19								
February payment	5,221.04		5,221.04									
principal/interest	4,349.88	871.16	4,520.30	700.74								
March payment	5,221.04		5,221.04									
principal/interest	4,383.83	857.21	4,534.80	686.24								
April payment	5,221.04		5,221.04									
principal/interest	4,377.83	843.21	4,549.35	671.69								
May payment	5,221.04		5,221.04									
principal/interest	4,391.87	829.17	4,563.94	657.10								
June payment	5,221.04		5,221.04									
principal/interest	4,405.96	815.08	4,578.58	642.46								
July payment	5,211.04		5,221.04									
principal/interest	4,420.10	790.94	4,593.28	627.76								
August payment	5,221.04		5,221.04									
principal/interest	4,434.27	786.77	4,608.01	613.03								
September payment	5,221.04		5,221.04									
principal/interest	4,448.50	772.54	4,622.79	598.25								
<b>Total Payments as of Current Date</b>												
Total Payments	57,421.44		62,652.48		5,221.04							
Principal	47,733.29		54,508.19		4,637.62							
Interest		9,688.15		8,144.29		583.42						
<b>Balance as of Current Period</b>												
	255,840.96		193,188.48		187,967.44							

**GILLESPIE COUNTY, TEXAS**  
Public Property Finance ... Contract 6774, October 24, 2014  
Sheriff Office ... Law Enforcement Radio System Upgrade

**PROJECTED Payments**

PROJECTED Payments	FY2015			FY2016			FY2017			FY2018			FY2019		
	Total Payment	Principal	Interest	Total Payment	Principal	Interest	Total Payment	Principal	Interest	Total Payment	Principal	Interest	Total Payment	Principal	Interest
Balance Year Start	685,683.60			622,829.27			554,260.91			485,692.55			417,124.19		
October	payment	0.00		5,714.03			5,714.03			5,714.03			5,714.03		
	principal/interest				4,141.76	1,572.27	4,291.13	1,422.90		4,445.88	1,268.15		4,606.21	1,107.82	
November	payment	5,714.03		5,714.03			5,714.03			5,714.03			5,714.03		
	principal/interest		3,782.22	1,931.81	4,154.01	1,560.02	4,303.81	1,410.22		4,459.02	1,255.01		4,619.83	1,094.20	
December	payment	5,714.03		5,714.03			5,714.03			5,714.03			5,714.03		
	principal/interest		4,021.27	1,692.76	4,166.29	1,547.74	4,316.54	1,397.49		4,472.21	1,241.82		4,633.49	1,080.54	
January	payment	5,714.03		5,714.03			5,714.03			5,714.03			5,714.03		
	principal/interest		4,033.16	1,680.87	4,178.61	1,535.42	4,329.30	1,384.73		4,485.43	1,228.60		4,647.19	1,066.84	
February	payment	5,714.03		5,714.03			5,714.03			5,714.03			5,714.03		
	principal/interest		4,045.09	1,668.94	4,190.96	1,523.07	4,342.10	1,371.93		4,498.69	1,215.34		4,660.93	1,053.10	
March	payment	5,714.03		5,714.03			5,714.03			5,714.03			5,714.03		
	principal/interest		4,057.05	1,656.98	4,203.35	1,510.68	4,354.94	1,359.09		4,511.99	1,202.04		4,674.71	1,039.32	
April	payment	5,714.03		5,714.03			5,714.03			5,714.03			5,714.03		
	principal/interest		4,069.04	1,644.99	4,215.78	1,498.25	4,367.82	1,346.21		4,525.33	1,188.70		4,688.53	1,025.50	
May	payment	5,714.03		5,714.03			5,714.03			5,714.03			5,714.03		
	principal/interest		4,081.07	1,632.96	4,228.25	1,485.78	4,380.73	1,333.30		4,538.71	1,175.32		4,702.39	1,011.64	
June	payment	5,714.03		5,714.03			5,714.03			5,714.03			5,714.03		
	principal/interest		4,093.14	1,620.89	4,240.75	1,473.28	4,393.68	1,320.35		4,552.13	1,161.90		4,716.30	997.73	
July	payment	5,714.03		5,714.03			5,714.03			5,714.03			5,714.03		
	principal/interest		4,105.24	1,608.79	4,253.29	1,460.74	4,406.67	1,307.36		4,565.59	1,148.44		4,730.24	983.79	
August	payment	5,714.03		5,714.03			5,714.03			5,714.03			5,714.03		
	principal/interest		4,117.38	1,596.65	4,265.86	1,448.17	4,419.70	1,294.33		4,579.09	1,134.94		4,744.23	969.80	
September	payment	5,714.03		5,714.03			5,714.03			5,714.03			5,714.03		
	principal/interest		4,129.55	1,584.48	4,278.48	1,435.55	4,432.77	1,281.26		4,592.63	1,121.40		4,758.25	955.78	
<b>Total Proposed Payments Per Year</b>															
Total Payments	62,854.33		68,568.36		68,568.36		68,568.36		68,568.36		68,568.36		68,568.36		
Principal	44,534.21		50,517.39		52,339.19		54,226.70		56,182.30						
Interest		18,320.12		18,050.97		16,229.17		14,341.66		12,386.06					
<b>Projected Balance Year End</b>															
	622,829.27		554,260.91		485,692.55		417,124.19		348,555.83						



**GILLESPIE COUNTY, TEXAS**  
**Public Property Finance ... Contract 6774, October 24, 2014**  
**Sheriff Office ... Law Enforcement Radio System Upgrade**

**PROJECTED Payments**

FY2020			FY2021			FY2022			FY2023			FY2024			FY2025		
Total Payment	Principal	Interest	Total Payment	Principal	Interest	Total Payment	Principal	Interest	Total Payment	Principal	Interest	Total Payment	Principal	Interest	Total Payment	Principal	Interest
348,555.83			279,987.47			211,419.11			142,850.75			74,282.39			5,714.03		
5,714.03			5,714.03			5,714.03			5,714.03			5,714.03			5,714.03		
	4,772.32	941.71		4,944.43	769.60		5,122.74	591.29		5,307.48	406.55		5,498.88	215.15		5,696.97	17.06
5,714.03			5,714.03			5,714.03			5,714.03			5,714.03					
	4,786.43	927.60		4,959.04	754.99		5,137.88	576.15		5,323.17	390.86		5,515.14	198.89			
5,714.03			5,714.03			5,714.03			5,714.03			5,714.03					
	4,800.58	913.45		4,973.71	740.32		5,153.07	560.96		5,338.91	375.12		5,531.45	182.58			
5,714.03			5,714.03			5,714.03			5,714.03			5,714.03					
	4,814.78	899.25		4,988.41	725.62		5,168.31	545.72		5,354.69	359.34		5,547.80	166.23			
5,714.03			5,714.03			5,714.03			5,714.03			5,714.03					
	4,829.01	885.02		5,003.16	710.87		5,183.59	530.44		5,370.53	343.50		5,564.20	149.83			
5,714.03			5,714.03			5,714.03			5,714.03			5,714.03					
	4,843.29	870.74		5,017.95	696.08		5,198.92	515.11		5,386.41	327.62		5,580.65	133.38			
5,714.03			5,714.03			5,714.03			5,714.03			5,714.03					
	4,857.61	856.42		5,032.79	681.24		5,214.29	499.74		5,402.33	311.70		5,597.15	116.88			
5,714.03			5,714.03			5,714.03			5,714.03			5,714.03					
	4,871.97	842.06		5,047.67	666.36		5,229.71	484.32		5,418.30	295.73		5,613.70	100.33			
5,714.03			5,714.03			5,714.03			5,714.03			5,714.03					
	4,886.38	827.65		5,062.60	651.43		5,245.17	468.86		5,434.32	279.71		5,630.30	83.73			
5,714.03			5,714.03			5,714.03			5,714.03			5,714.03					
	4,900.83	813.20		5,077.56	636.47		5,260.68	453.35		5,450.39	263.64		5,646.95	67.08			
5,714.03			5,714.03			5,714.03			5,714.03			5,714.03					
	4,915.32	798.71		5,092.58	621.45		5,276.23	437.80		5,466.51	247.52		5,663.65	50.38			
5,714.03			5,714.03			5,714.03			5,714.03			5,714.03					
	4,929.85	784.18		5,107.63	606.40		5,291.83	422.20		5,482.67	231.36		5,680.39	33.64			
68,568.36			68,568.36			68,568.36			68,568.36			68,568.36			5,714.03		
	58,208.37			60,307.53			62,482.42			64,735.71			67,070.26			5,696.97	
		10,359.99			8,260.83			6,085.94			3,832.65			1,498.10			17.06
279,987.47			211,419.11			142,850.75			74,282.39			5,714.03			0.00		



**GILLESPIE COUNTY, TEXAS**  
**Public Property Finance ... Contract 6774, October 24, 2014**  
**Sheriff Office ... Law Enforcement Radio System Upgrade**

**ACTUAL Payments**

ACTUAL Payments	FY2015			FY2016			FY2017			FY2018			FY2019			
	Total Payment	Principal	Interest	Total Payment	Principal	Interest	Total Payment	Principal	Interest	Total Payment	Principal	Interest	Total Payment	Principal	Interest	Total Payment
Balance Year Start	686,426.40			623,572.07												
October payment	0.00			5,714.03												
principal/interest					4,141.76	1,572.27										
November payment	5,714.03															
principal/interest		3,782.22	1,931.81													
December payment	5,714.03															
principal/interest		4,021.27	1,692.76													
January payment	5,714.03															
principal/interest		4,033.16	1,680.87													
February payment	5,714.03															
principal/interest		4,045.09	1,668.94													
March payment	5,714.03															
principal/interest		4,057.05	1,656.98													
April payment	5,714.03															
principal/interest		4,069.04	1,644.99													
May payment	5,714.03															
principal/interest		4,081.07	1,632.96													
June payment	5,714.03															
principal/interest		4,093.14	1,620.89													
July payment	5,714.03															
principal/interest		4,105.24	1,608.79													
August payment	5,714.03															
principal/interest		4,117.38	1,596.65													
September payment	5,714.03															
principal/interest		4,129.55	1,584.48													
<b>Total Payments Current Period</b>																
Total Payments	62,854.33			5,714.03												
Principal		44,534.21		4,141.76												
Interest			18,320.12	1,572.27												
<b>Balance Current Period</b>																
	623,572.07			617,858.04												



County of Gillespie  
 District Clerk Bond / Trust Recap  
 October 2015 - September 2016  
 Funds Managed by County Treasurer

Cause No	Cause Description	Initial Investment Face Value	Prior Interest		Current Year Interest												Released Investments	Current Balances	Current Interest	
			Adjusted Interest	TaxPool Interest	Oct-2015	Nov-2015	Dec-2015	Jan-2016	Feb-2016	Mar-2016	Apr-2016	May-2016	Jun-2016	Jul-2016	Aug-2016	Sep-2016				
2705	Sonstegard / Curtis	1,000.00	792.80	31.52	closed 05-2004transferred to District Clerk Acct 117													1,824.32	0.00	0.00
4073	State v Montagnino	10,000.00	43.82	171.08	closed 04-2004													10,214.90	0.00	0.00
4232	State v Chow	10,000.00		31.34	closed 05-2004transferred to District Clerk Acct 117													10,031.34	0.00	0.00
4233	State v Loui	10,000.00		25.50	closed 04-2004													10,025.50	0.00	0.00
4281	State v Duecker	20,000.00		33.03	closed 05-2004transferred to District Clerk Acct 117													20,033.03	0.00	0.00
4282	State v Duecker	20,000.00		33.03	closed 05-2004transferred to District Clerk Acct 117													20,033.03	0.00	0.00
6978	Wheatcraft v Meier	500.00	208.07	159.05	0.07													895.19	0.07	0.07
7227	Munseil Meier v Robinson	1,000.00	390.71	254.33	closed 03-11-2008													1,645.04	0.00	0.00
8623	Pauls v Bird	500.00	77.06	124.83	0.06													702.55	0.06	0.06
8764	Pruitt v Danes	1,000.00	128.41	16.95	closed 02-2004													1,145.36	0.00	0.00
8766	Damron (Investment)	500.00		24.89	closed 10-2005													524.86	0.00	0.00
9411	Tin Star Ranch	500.00	5.37	32.06	closed 02-03-2006													538.33	0.00	0.00
9481	Hearne & Phillips	100.00	1.07	21.82	0.01													122.90	0.01	0.01
9666	Haggard v Schroeder	500.00	1.19	108.23	0.05													609.47	0.05	0.05
9752	Staats v Tonn	1,000.00		17.85	closed 12-2003													1,017.85	0.00	0.00
10010	Silver Deer v Senkbeil	100.00		20.59	0.01													120.60	0.01	0.01
10154	Ankem v Woods & Schmidt	1,000.00		55.01	closed 03-06-2006													1,065.01	0.00	0.00
10370	Sledge v Jones	1,000.00		190.62	0.10													1,190.92	0.10	0.10
10373	Whitehood v Hartel	100.00		19.11	0.01													119.12	0.01	0.01
10412	Ballard v Keidel	1,000.00		4.31	closed 12-2004													1,004.31	0.00	0.00
10522	Parker/Roscoe L	23,600.00		2,639.22	closed 07-12-2007													26,439.22	0.00	0.00
10779	Harris v Fourton (dba Silver Deer)	1,000.00		152.11	0.09													1,152.20	0.09	0.09
10930	Fonder v Salinas	200.00		27.54	0.02													227.56	0.02	0.02
10970	City of Fbg v Penick	274,645.00		118.40	closed 09-21-2006													274,163.40	0.00	0.00
11042	A.J. Waight v LCRA	250.00		1.06	closed 07-20-2006													251.06	0.00	0.00
11228	Jenschke v Friedlich	1,000.00		15.72	closed 06-01-2007													1,015.72	0.00	0.00
11259	Quest Oil v Wallen and B&B Oil	1,000.00		74.17	closed 03-24-2011													1,074.17	0.00	0.00
11336	Comerstone v Parker	1,000.00		52.90	0.09													1,052.99	0.09	0.09
11399	Irwin vs Irwin	303,022.74		3,310.61	closed 06-07-2011													306,333.35	0.00	0.00
11703	Herb Venture v Varney	250.00		4.12	0.02													254.14	0.02	0.02
11812	Dolezal vs Dolezal	1,000.00		7.95	closed 10-2012													1,007.95	0.00	0.00







**County of Gillespie**  
**County Clerk Holding Account Recap**  
 October 2015 - September 2016  
 Funds Managed by County Treasurer

Cause	Investment Face	Prior Interest Adjusted		Current Year Interest TextPool Account												Released Investment	Current Balances	Total Interest
		Interest	TextPool	Oct.2015	Nov.2015	Dec.2015	Jan.2016	Feb.2016	Mar.2016	Apr.2016	May.2016	Jun.2016	Jul.2016	Aug.2016	Sep.2016			
Cause 9145 Doyle/Michael J Guardianship additional funds added July 2013 of \$682.40 to original face of \$119,517.83 or \$120,200.23 principal	120,200.23	344.18	9.91															
Cause 8132 Roscoe L Parker	7,500.00	97.71		04 2006 account closed ... case transferred to District Court												7,597.71	0.00	
Cause 8321 David Eugene Reynolds	100,000.00	11,872.07		closed 07.14.2008												111,872.07	0.00	
<b>Investment Totals</b>	<b>107,500.00</b>	<b>0.00</b>	<b>12,313.96</b>	<b>9.91</b>	<b>0.00</b>	<b>0.00</b>	<b>0.00</b>	<b>0.00</b>	<b>0.00</b>	<b>0.00</b>	<b>0.00</b>	<b>0.00</b>	<b>0.00</b>	<b>0.00</b>	<b>0.00</b>	<b>0.00</b>	<b>0.00</b>	<b>9.91</b>

GILLESPIE COUNTY TEXAS

Investment Performance Summary  
Certificate of Deposits

Financial Institution	FY2016												Year To Date	
	Oct	Nov	Dec	Jan	Feb	Mar	Apr	May	Jun	Jul	Aug	Sep		
<b>Blanco National Bank</b>													<b>Blanco National Bank</b>	
Certificate of Deposits ... held at face value													Certificate of Deposits ... held at face value	
Amount of Investment	2,400,000												2,400,000	Average Investment
Average Interest Rate	0.4500												0.4500	Average Interest Rate
Earned Interest	887.76												887.76	Earned Interest
<b>Security State Bank &amp; Trust</b>													<b>Security State Bank &amp; Trust</b>	
Certificate of Deposits ... held at face value													Certificate of Deposits ... held at face value	
Amount of Investment	2,650,000												2,650,000	Average Investment
Average Interest Rate	0.3500												0.3500	Average Interest Rate
Earned Interest	762.36												762.36	Earned Interest

Financial Institution	FY2015												Year To Date		
	Oct	Nov	Dec	Jan	Feb	Mar	Apr	May	Jun	Jul	Aug	Sep			
<b>Blanco National Bank</b>													<b>Blanco National Bank</b>		
Certificate of Deposits ... held at face value													Certificate of Deposits ... held at face value		
Amount of Investment	2,400,000	2,400,000	2,400,000	2,400,000	2,400,000	2,400,000	2,400,000	2,400,000	2,400,000	2,400,000	2,400,000	2,400,000	2,400,000	2,400,000	Average Investment
Average Interest Rate	0.4500	0.4500	0.4500	0.4500	0.4500	0.4500	0.4500	0.4500	0.4500	0.4500	0.4500	0.4500	0.4500	0.4500	Average Interest Rate
Earned Interest	887.76	917.28	887.76	917.28	912.34	833.42	916.05	890.22	917.28	887.76	917.28	917.28	917.28	10,801.71	Earned Interest
<b>Security State Bank &amp; Trust</b>													<b>Security State Bank &amp; Trust</b>		
Certificate of Deposits ... held at face value													Certificate of Deposits ... held at face value		
Amount of Investment	2,650,000	2,650,000	2,650,000	2,650,000	2,650,000	2,650,000	2,650,000	2,650,000	2,650,000	2,650,000	2,650,000	2,650,000	2,650,000	2,650,000	Average Investment
Average Interest Rate	0.3500	0.3500	0.3500	0.3500	0.3500	0.3500	0.3500	0.3500	0.3500	0.3500	0.3500	0.3500	0.3500	0.3500	Average Interest Rate
Earned Interest	762.36	787.63	762.36	787.63	786.80	712.48	787.76	762.36	787.76	762.36	787.76	787.76	787.76	9,275.02	Earned Interest

Financial Institution	FY2014												Year To Date		
	Oct	Nov	Dec	Jan	Feb	Mar	Apr	May	Jun	Jul	Aug	Sep			
<b>Blanco National Bank</b>													<b>Blanco National Bank</b>		
Certificate of Deposits ... held at face value													Certificate of Deposits ... held at face value		
Amount of Investment	2,400,000	2,400,000	2,400,000	2,400,000	2,400,000	2,400,000	2,400,000	2,400,000	2,400,000	2,400,000	2,400,000	2,400,000	2,400,000	2,400,000	Average Investment
Average Interest Rate	0.5333	0.5167	0.5042	0.4917	0.4875	0.4792	0.4583	0.4500	0.4500	0.4500	0.4500	0.4500	0.4500	0.4500	Average Interest Rate
Earned Interest	1,076.62	1,095.57	1,019.12	1,036.14	1,005.73	910.12	985.20	912.39	925.77	887.76	917.28	917.28	917.28	11,688.98	Earned Interest
<b>Security State Bank &amp; Trust</b>													<b>Security State Bank &amp; Trust</b>		
Certificate of Deposits ... held at face value													Certificate of Deposits ... held at face value		
Amount of Investment	2,650,000	2,650,000	2,650,000	2,650,000	2,650,000	2,650,000	2,650,000	2,650,000	2,650,000	2,650,000	2,650,000	2,650,000	2,650,000	2,650,000	Average Investment
Average Interest Rate	0.3889	0.3889	0.3889	0.3833	0.3722	0.3667	0.3611	0.3556	0.3556	0.3500	0.3500	0.3500	0.3500	0.3576	Average Interest Rate
Earned Interest	871.27	874.78	846.61	874.78	852.59	764.27	834.46	792.22	808.99	782.91	787.76	787.76	787.76	9,878.40	Earned Interest

Financial Institution	FY2013												Year To Date		
	Oct	Nov	Dec	Jan	Feb	Mar	Apr	May	Jun	Jul	Aug	Sep			
<b>Blanco National Bank</b>													<b>Blanco National Bank</b>		
Certificate of Deposits ... held at face value													Certificate of Deposits ... held at face value		
Amount of Investment	2,400,000	2,400,000	2,400,000	2,400,000	2,400,000	2,400,000	2,400,000	2,400,000	2,400,000	2,400,000	2,400,000	2,400,000	2,400,000	2,400,000	Average Investment
Average Interest Rate	0.6500	0.6458	0.6375	0.6250	0.6208	0.6125	0.6125	0.5833	0.5708	0.5583	0.5500	0.5471	0.5471	0.6011	Average Interest Rate
Earned Interest	1,282.08	1,324.80	1,273.86	1,299.33	1,267.84	1,148.97	1,248.39	1,167.00	1,188.96	1,125.91	1,146.51	1,129.53	1,129.53	14,603.18	Earned Interest
<b>Security State Bank &amp; Trust</b>													<b>Security State Bank &amp; Trust</b>		
Certificate of Deposits ... held at face value													Certificate of Deposits ... held at face value		
Amount of Investment	2,650,000	2,650,000	2,650,000	2,650,000	2,650,000	2,650,000	2,650,000	2,650,000	2,650,000	2,650,000	2,650,000	2,650,000	2,650,000	2,650,000	Average Investment
Average Interest Rate	0.4778	0.4778	0.4778	0.4667	0.4444	0.4333	0.4333	0.4111	0.4111	0.4000	0.4000	0.4000	0.4000	0.4361	Average Interest Rate
Earned Interest	1,089.06	1,074.40	1,039.75	1,074.40	1,030.84	917.83	993.69	920.58	942.72	912.36	900.25	900.25	900.25	11,796.13	Earned Interest



GILLESPIE COUNTY TEXAS

Investment Performance Summary  
Certificate of Deposits

Financial Institution		FY2012												
		Oct	Nov	Dec	Jan	Feb	Mar	Apr	May	Jun	Jul	Aug	Sep	Year To Date
<b>Blanco National Bank</b>	Certificate of Deposits ... held at face value	2,400,000	2,400,000	2,400,000	2,400,000	2,400,000	2,400,000	2,400,000	2,400,000	2,400,000	2,400,000	2,400,000	2,400,000	2,400,000
	Amount of Investment	2,400,000	2,400,000	2,400,000	2,400,000	2,400,000	2,400,000	2,400,000	2,400,000	2,400,000	2,400,000	2,400,000	2,400,000	2,400,000
	Average Interest Rate	0.8458	0.8083	0.7833	0.7458	0.7333	0.7167	0.6750	0.6583	0.6500	0.6500	0.6500	0.6500	0.7139
	Earned Interest	1,693.08	1,724.02	1,598.55	1,596.62	1,516.62	1,401.92	1,460.72	1,331.40	1,341.79	1,282.08	1,324.80	1,324.80	17,596.40
<b>Security State Bank &amp; Trust</b>	Certificate of Deposits ... held at face value	2,650,000	2,650,000	2,650,000	2,650,000	2,650,000	2,650,000	2,650,000	2,650,000	2,650,000	2,650,000	2,650,000	2,650,000	2,650,000
	Amount of Investment	2,650,000	2,650,000	2,650,000	2,650,000	2,650,000	2,650,000	2,650,000	2,650,000	2,650,000	2,650,000	2,650,000	2,650,000	2,650,000
	Average Interest Rate	0.7222	0.7222	0.7222	0.6889	0.6222	0.5889	0.5556	0.5222	0.5222	0.5000	0.5000	0.5000	0.5972
	Earned Interest	1,600.00	1,605.23	1,553.43	1,605.23	1,477.83	1,334.81	1,363.18	1,195.90	1,210.30	1,171.25	1,125.37	1,125.37	16,567.90
<b>Blanco National Bank</b>	Certificate of Deposits ... held at face value	2,400,000	2,400,000	2,400,000	2,400,000	2,400,000	2,400,000	2,400,000	2,400,000	2,400,000	2,400,000	2,400,000	2,400,000	2,400,000
	Amount of Investment	2,400,000	2,400,000	2,400,000	2,400,000	2,400,000	2,400,000	2,400,000	2,400,000	2,400,000	2,400,000	2,400,000	2,400,000	2,400,000
	Average Interest Rate	1.4625	1.3292	1.2542	1.1938	1.1771	1.1354	1.0313	0.9896	0.9396	0.9104	0.8813	0.8583	1.0969
	Earned Interest	2,979.48	2,981.13	2,621.94	2,556.45	2,422.88	2,185.34	2,312.03	2,034.21	2,017.07	1,853.37	1,855.68	1,796.22	27,615.80
<b>Security State Bank &amp; Trust</b>	Certificate of Deposits ... held at face value	2,650,000	2,650,000	2,650,000	2,650,000	2,650,000	2,650,000	2,650,000	2,650,000	2,650,000	2,650,000	2,650,000	2,650,000	2,650,000
	Amount of Investment	2,650,000	2,650,000	2,650,000	2,650,000	2,650,000	2,650,000	2,650,000	2,650,000	2,650,000	2,650,000	2,650,000	2,650,000	2,650,000
	Average Interest Rate	1.1333	1.1333	1.1333	1.1000	1.0222	0.9833	0.9333	0.8833	0.8333	0.8333	0.8333	0.8333	0.9754
	Earned Interest	2,447.26	2,541.58	2,459.59	2,541.58	2,411.45	2,129.59	2,280.43	2,021.92	2,051.12	1,984.93	1,860.02	1,860.02	26,569.49
<b>Blanco National Bank</b>	Certificate of Deposits ... held at face value	2,200,000	2,200,000	2,200,000	2,200,000	2,200,000	2,200,000	2,200,000	2,200,000	2,200,000	2,200,000	2,200,000	2,200,000	2,200,000
	Amount of Investment	2,200,000	2,200,000	2,200,000	2,200,000	2,200,000	2,200,000	2,200,000	2,200,000	2,200,000	2,200,000	2,200,000	2,200,000	2,200,000
	Average Interest Rate	2.5886	2.4409	2.3500	2.1795	2.1227	2.0091	1.8083	1.7250	1.6208	1.5792	1.5479	1.5104	1.9569
	Earned Interest	4,775.37	4,836.85	4,413.71	4,390.95	4,057.67	3,597.30	3,753.99	3,567.14	3,516.20	3,197.28	3,218.95	3,155.25	46,480.66
<b>Security State Bank &amp; Trust</b>	Certificate of Deposits ... held at face value	400,000	400,000	400,000	400,000	400,000	400,000	400,000	400,000	400,000	400,000	400,000	400,000	400,000
	Amount of Investment	400,000	400,000	400,000	400,000	400,000	400,000	400,000	400,000	400,000	400,000	400,000	400,000	400,000
	Average Interest Rate	1.5750	1.5750	1.5750	1.5750	1.2750	1.1333	1.1333	1.0833	1.0833	1.1389	1.1389	1.1389	1.2951
	Earned Interest	673.99	535.06	517.82	535.06	532.05	394.25	677.32	2,441.10	2,193.21	2,202.74	2,528.82	2,528.83	15,760.25
<b>Blanco National Bank</b>	Certificate of Deposits ... held at face value	400,000	400,000	400,000	400,000	400,000	400,000	400,000	400,000	400,000	400,000	400,000	400,000	400,000
	Amount of Investment	400,000	400,000	400,000	400,000	400,000	400,000	400,000	400,000	400,000	400,000	400,000	400,000	400,000
	Average Interest Rate	3.0300	3.0300	3.0300	3.0300	2.4300	2.4300	2.2875	2.0500	2.0500	2.0500	2.0500	2.0500	2.4598
	Earned Interest	1,984.94	2,305.90	2,231.52	2,305.90	2,297.68	1,860.84	2,051.10	752.07	696.44	673.99	696.44	696.44	18,553.26
<b>Blanco National Bank</b>	Certificate of Deposits ... held at face value	1,700,000	1,700,000	1,700,000	1,700,000	1,700,000	1,700,000	1,700,000	1,700,000	1,700,000	1,700,000	1,700,000	1,700,000	1,700,000
	Amount of Investment	1,700,000	1,700,000	1,700,000	1,700,000	1,700,000	1,700,000	1,700,000	1,700,000	1,700,000	1,700,000	1,700,000	1,700,000	1,700,000
	Average Interest Rate	4.0412	3.6618	3.5553	3.2294	3.1500	3.0147	2.8682	2.7864	2.7864	2.7455	2.6932	2.6409	3.0961
	Earned Interest	5,810.95	5,834.80	5,116.43	5,104.40	4,634.27	4,136.41	4,352.75	5,985.78	5,206.30	5,038.38	5,129.86	5,032.19	60,782.52
<b>Security State Bank &amp; Trust</b>	Certificate of Deposits ... held at face value	900,000	900,000	900,000	900,000	900,000	900,000	900,000	900,000	900,000	900,000	900,000	900,000	900,000
	Amount of Investment	900,000	900,000	900,000	900,000	900,000	900,000	900,000	900,000	900,000	900,000	900,000	900,000	900,000
	Average Interest Rate	3.0300	3.0300	3.0300	3.0300	2.4300	2.4300	2.2875	2.0500	2.0500	2.0500	2.0500	2.0500	2.4598
	Earned Interest	2,305.90	2,305.90	2,231.52	2,305.90	2,297.68	1,860.84	2,051.10	752.07	696.44	673.99	696.44	696.44	18,553.26





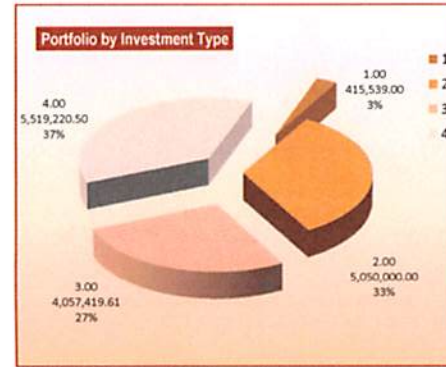


## GILLESPIE COUNTY, TEXAS

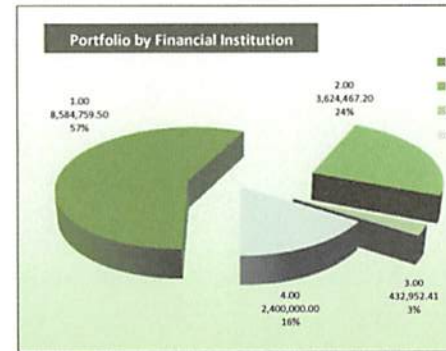
### Portfolio Asset Summary By Investment Type

As of October 31, 2015  
Of Funds Managed By County Treasurer Office

Financial Institution Account / Investment Type	Cash Balances As Of October 31, 2015	
<b>Security State Bank &amp; Trust County Depository</b>		
<b>Checking Accounts</b>		
General ... multi-fund account	(271.39)	
COB 2001, GOB Series 2010 Interest & Sinking	22,675.41	
County Attorney Hot Check Fund	18,487.54	
Appellate Judicial	1,027.24	
Justice of Peace No 1	41,223.32	
Justice of Peace No 2	26,536.68	
County Clerk Operating	44,027.56	
District Clerk Operating	80,093.78	
GOB Series 2013 ... Jail Project	1.00	
GOB Series 2013 ... Interest & Sinking	<u>181,737.86</u>	<u>415,539.00</u>
<b>Sweep Accounts</b>		
General Sweep Account ... multi-fund account	5,460,659.17	
GOB Series 2013 Sweep Account ... Jail Project	<u>58,561.33</u>	<u>5,519,220.50</u>
<b>Certificate of Deposit ... General Fund (10.)</b>		
0.35% per annum, paid monthly .. maturity 02.11.2016	100,000.00	
0.35% per annum, paid monthly .. maturity 05.02.2016	100,000.00	
0.35% per annum, paid monthly .. maturity 02.28.2016	100,000.00	
0.35% per annum, paid monthly .. maturity 10.29.2016	100,000.00	
0.35% per annum, paid monthly .. maturity 03.04.2016	250,000.00	
0.35% per annum, paid monthly .. maturity 04.01.2016	500,000.00	
0.35% per annum, paid monthly .. maturity 07.01.2016	500,000.00	
0.35% per annum, paid monthly .. maturity 10.01.2016	500,000.00	
0.35% per annum, paid monthly .. maturity 01.01.2016	<u>500,000.00</u>	<u>2,650,000.00</u>
		<b>8,584,759.50</b>
<b>TexPool Investment Service for Public Funds</b>		
<b>Investment Pool</b>		
General ... multi-fund account	3,485,179.93	
Interest & Sinking	709.99	
District Clerk Holding In Trust	18,022.96	
County Clerk Holding In Trust	120,554.32	
GOB Series 2013 ... Jail Project	<u>0.00</u>	<u>3,624,467.20</u>
		<b>3,624,467.20</b>



Portfolio by Investment Type As of October 31, 2015		
1	415,539.00	Checking Accounts
2	5,050,000.00	Certificates of Deposit
3	4,057,419.61	Investment Pools
4	<u>5,519,220.50</u>	Sweep Accounts
<b>15,042,179.11</b>		<b>Total</b>



Portfolio by Financial Institution As of October 31, 2015		
1	8,584,759.50	Security State Bank & Trust
2	3,624,467.20	TexPool
3	432,952.41	Texas Class
4	<u>2,400,000.00</u>	Blanco National Bank
<b>15,042,179.11</b>		<b>Total</b>

**GILLESPIE COUNTY, TEXAS**  
**Portfolio Asset Summary By Investment Type**  
**As of October 31, 2015**  
**Of Funds Managed By County Treasurer Office**

Financial Institution Account / Investment Type	Cash Balances As Of October 31, 2015
<b>Texas Class</b>	
<b>Investment Service for Public Funds</b>	
Investment Pool	432,952.41
GOB Series 2013 ... Jail Project	432,952.41
<b>Blanco National Bank</b>	
Certificate of Deposit .. General Fund (10.)	
0.45% per annum, paid monthly .. maturity 11.07.2015	100,000.00
0.45% per annum, paid monthly .. maturity 02.11.2016	100,000.00
0.45% per annum, paid monthly .. maturity 01.02.2016	100,000.00
0.45% per annum, paid monthly .. maturity 07.19.2016	100,000.00
0.45% per annum, paid monthly .. maturity 03.07.2016	100,000.00
0.45% per annum, paid monthly .. maturity 09.07.2016	100,000.00
0.45% per annum, paid monthly .. maturity 10.07.2016	100,000.00
0.45% per annum, paid monthly .. maturity 05.28.2016	100,000.00
0.45% per annum, paid monthly .. maturity 08.02.2016	100,000.00
0.45% per annum, paid monthly .. maturity 11.02.2015	100,000.00
0.45% per annum, paid monthly .. maturity 12.02.2015	100,000.00
0.45% per annum, paid monthly .. maturity 04.18.2016	100,000.00
0.45% per annum, paid monthly .. maturity 11.22.2015	100,000.00
0.45% per annum, paid monthly .. maturity 01.30.2016	100,000.00
0.45% per annum, paid monthly .. maturity 01.30.2016	100,000.00
0.45% per annum, paid monthly .. maturity 03.05.2016	100,000.00
0.45% per annum, paid monthly .. maturity 04.01.2016	100,000.00
0.45% per annum, paid monthly .. maturity 12.01.2015	100,000.00
0.45% per annum, paid monthly .. maturity 04.01.2016	100,000.00
0.45% per annum, paid monthly .. maturity 04.01.2016	100,000.00
0.45% per annum, paid monthly .. maturity 04.15.2016	100,000.00
0.45% per annum, paid monthly .. maturity 06.01.2016	100,000.00
0.45% per annum, paid monthly .. maturity 06.15.2016	100,000.00
0.45% per annum, paid monthly .. maturity 06.15.2016	2,400,000.00
<b>Total</b>	<b>15,042,179.11</b>



GILLESPIE COUNTY, TEXAS

Portfolio Asset Summary vs. Security Holdings  
 As of October 31, 2015

For Funds Held by the County Treasurer and All Fee Offices

Financial Institution Account / Investment Type	Cash Balances as of October 31, 2015		Financial Institution Pledge / Security Holdings
<b>Security State Bank &amp; Trust County Depository</b>	<b>Account Balances</b>		<b>Pledge / Security Holdings</b>
<b>County Treasurer Managed Accounts</b>			
<b>Checking Accounts</b>			
General Checking ... multi-fund account	(271.39)		
COB Series 2001, GORefunding 2010 Interest & Sinking	22,675.41		
County Attorney Hot Check Fund	18,487.54		
Appellate Judicial	1,027.24		
Justice of Peace No 1	41,223.32		
Justice of Peace No 2	26,536.68		
County Clerk Operating	44,027.56		
District Clerk Operating	80,093.78		
GOB Series 2013 ... Jail Project	1.00		
GOB Series 2013 ... Interest & Sinking	<u>181,737.86</u>	<u>415,539.00</u>	
<b>Sweep Account</b>			
General Sweep Account ... multi-fund account	5,460,659.17		
GOB Series 2013 Sweep Account ... Jail Project	<u>58,561.33</u>	<u>5,519,220.50</u>	
<b>County Treasurer Managed Investments</b>			
<b>Certificates of Deposit ... General Fund (10.)</b>			
0.35% per annum, paid monthly .. maturity 02.11.2016	100,000.00		
0.35% per annum, paid monthly .. maturity 05.02.2016	100,000.00		
0.35% per annum, paid monthly .. maturity 02.28.2016	100,000.00		
0.35% per annum, paid monthly .. maturity 10.29.2016	100,000.00		
0.35% per annum, paid monthly .. maturity 03.04.2016	250,000.00		
0.35% per annum, paid monthly .. maturity 04.01.2016	500,000.00		
0.35% per annum, paid monthly .. maturity 07.01.2016	500,000.00		
0.35% per annum, paid monthly .. maturity 10.01.2016	500,000.00		
0.35% per annum, paid monthly .. maturity 01.01.2016	<u>500,000.00</u>	<u>2,650,000.00</u>	

GILLESPIE COUNTY, TEXAS

Portfolio Asset Summary vs. Security Holdings  
As of October 31, 2015

For Funds Held by the County Treasurer and All Fee Offices

Financial Institution Account / Investment Type	Cash Balances as of October 31, 2015	Financial Institution Pledge / Security Holdings										
Security State Bank & Trust County Depository	Account Balances	Pledge / Security Holdings										
<b>Tax Assessor-Collector Managed Accounts</b>												
Checking Accounts												
TA-C Operating Account	35,421.77											
Txp&WL	3,503.25											
MVD	151,694.06											
MVD Sales Tax	328,735.91											
City of Fredericksburg Ad Valorem	101.49											
MVD Title	2,276.38											
Road & Bridge Fee	10,929.49											
Fredericksburg ISD Ad Valorem	7,645.39											
Escrow (Ad Valorem Property)	33.84											
VIT (Vehicle Inventory Tax) Escrow	1,570.23											
Harper ISD Ad Valorem	15.73											
Gillespie County WCID Ad Valorem	0.05											
Doss CCSD Ad Valorem												
Stonewall WCID Ad Valorem												
Hill Country Underground WCD Ad Valorem	0.39											
Gillespie County Ad Valorem	123.28	542,051.26										
<b>County Clerk Managed Account</b>												
Checking Account												
County Clerk Escrow	21,332.48	21,332.48										
<b>Sheriff Managed Account</b>												
Checking Account												
Sheriff Bail Bond Account	60,150.00											
Sheriff Inmate	9,673.92											
Sheriff Commissary	1,674.50	71,498.42										
<b>District Clerk Managed Account</b>												
Checking Account												
District Clerk Trust	37,234.56	37,234.56										
<table border="1" style="width: 100%; border-collapse: collapse;"> <tr> <td style="width: 33%;">19,771,615.38</td> <td>SSB&amp;T Pledged Securities, par value / original face</td> </tr> <tr> <td>20,306,539.06</td> <td>SSB&amp;T Pledged Securities, book value</td> </tr> <tr> <td>20,817,734.80</td> <td>SSB&amp;T Pledged Securities, fair market value</td> </tr> <tr> <td>250,000.00</td> <td>FDIC Coverage / Demand Deposits @ SSB&amp;T</td> </tr> <tr> <td>250,000.00</td> <td>FDIC Coverage / Time Deposits @ SSB&amp;T</td> </tr> </table>			19,771,615.38	SSB&T Pledged Securities, par value / original face	20,306,539.06	SSB&T Pledged Securities, book value	20,817,734.80	SSB&T Pledged Securities, fair market value	250,000.00	FDIC Coverage / Demand Deposits @ SSB&T	250,000.00	FDIC Coverage / Time Deposits @ SSB&T
19,771,615.38	SSB&T Pledged Securities, par value / original face											
20,306,539.06	SSB&T Pledged Securities, book value											
20,817,734.80	SSB&T Pledged Securities, fair market value											
250,000.00	FDIC Coverage / Demand Deposits @ SSB&T											
250,000.00	FDIC Coverage / Time Deposits @ SSB&T											
	9,256,876.22	21,317,734.80										



GILLESPIE COUNTY, TEXAS

Portfolio Asset Summary vs. Security Holdings  
 As of October 31, 2015

For Funds Held by the County Treasurer and All Fee Offices

Financial Institution Account / Investment Type	Cash Balances as of October 31, 2015				Financial Institution Pledge / Security Holdings
<b>TexPool</b>	<b>Account Balances</b>				<b>Pledge / Security Holdings</b>
<b>Investment Service for Public Funds</b>					
<b>County Treasurer Managed Investments</b>					
Investment Pool Accounts					
General ... multi-fund account	3,485,179.93				
Interest & Sinking - COB Series 2001/GOB Series 2010	709.99				
District Clerk Holding	18,022.96				
County Clerk Holding	120,554.32				
GOB Series 2013 ... Jail Project	0.00	3,624,467.20	3,624,467.20	3,624,467.20	3,624,467.20
					Net Asset Value ... TexPool seeks to maintain a net asset value of \$1.00 (+/- 0.005 allowable) and is designed to be used for investments of funds which may be needed at any time. October 31, 2015, net asset value 1.00002

Financial Institution Account / Investment Type	Cash Balances as of October 31, 2015				Financial Institution Pledge / Security Holdings
<b>Texas Class</b>	<b>Account Balances</b>				<b>Pledge / Security Holdings</b>
<b>Investment Service for Public Funds</b>					
<b>County Treasurer Managed Investments</b>					
Investment Pool Account					
GOB Series 2013 ... Jail Project	432,952.41	432,952.41	432,952.41	432,952.41	432,952.41
					Net Asset Value ... Texas Class seeks to maintain a net asset value of \$1.00 (+/- 0.005 allowable) and is designed to be used for investments of funds which may be needed at any time. October 31, 2015, net asset value 1.00

GILLESPIE COUNTY, TEXAS

Portfolio Asset Summary vs. Security Holdings  
 As of October 31, 2015

For Funds Held by the County Treasurer and All Fee Offices

Financial Institution Account / Investment Type	Cash Balances as of October 31, 2015			Financial Institution Pledge / Security Holdings
<b>Blanco National Bank</b>	<b>Account Balances</b>			<b>Pledge / Security Holdings</b>
<b>County Treasurer Managed Investments</b>				
Certificates of Deposit .. General Fund (10.)				
0.45% per annum, paid monthly .. maturity 11.07.2015	100,000.00			
0.45% per annum, paid monthly .. maturity 02.11.2016	100,000.00			
0.45% per annum, paid monthly .. maturity 01.02.2016	100,000.00			
0.45% per annum, paid monthly .. maturity 07.19.2016	100,000.00			
0.45% per annum, paid monthly .. maturity 03.07.2016	100,000.00			
0.45% per annum, paid monthly .. maturity 09.07.2016	100,000.00			
0.45% per annum, paid monthly .. maturity 10.07.2016	100,000.00			
0.45% per annum, paid monthly .. maturity 05.28.2016	100,000.00			
0.45% per annum, paid monthly .. maturity 05.28.2016	100,000.00			
0.45% per annum, paid monthly .. maturity 08.02.2016	100,000.00			
0.45% per annum, paid monthly .. maturity 11.02.2015	100,000.00			
0.45% per annum, paid monthly .. maturity 12.02.2015	100,000.00			
0.45% per annum, paid monthly .. maturity 04.18.2016	100,000.00			
0.45% per annum, paid monthly .. maturity 11.22.2015	100,000.00			
0.45% per annum, paid monthly .. maturity 01.30.2016	100,000.00			
0.45% per annum, paid monthly .. maturity 01.30.2016	100,000.00			
0.45% per annum, paid monthly .. maturity 03.05.2016	100,000.00			
0.45% per annum, paid monthly .. maturity 04.01.2016	100,000.00			
0.45% per annum, paid monthly .. maturity 12.01.2015	100,000.00			
0.45% per annum, paid monthly .. maturity 04.01.2016	100,000.00			
0.45% per annum, paid monthly .. maturity 04.01.2016	100,000.00			
0.45% per annum, paid monthly .. maturity 04.15.2016	100,000.00			
0.45% per annum, paid monthly .. maturity 06.01.2016	100,000.00			
0.45% per annum, paid monthly .. maturity 06.15.2016	100,000.00	2,400,000.00	2,400,000.00	3,587,165.51
				3,065,221.55 BNB Pledged Securities. par value
				3,273,206.65 BNB Pledged Securities. book value
				3,337,165.51 BNB Pledged Securities. fair market value
				250,000.00 FDIC Coverage @ BNB



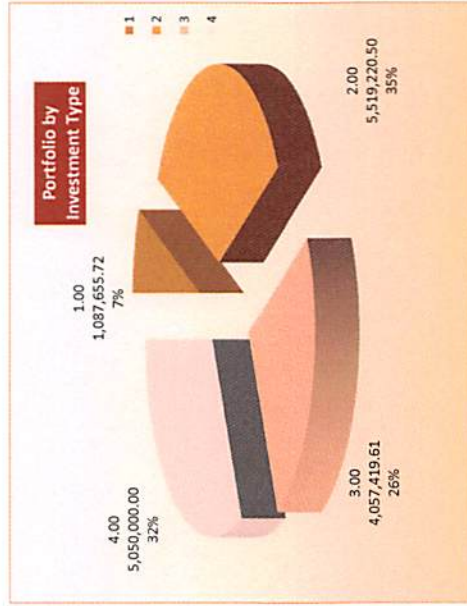
GILLESPIE COUNTY, TEXAS

Portfolio Asset Summary vs. Security Holdings  
As of October 31, 2015

For Funds Held by the County Treasurer and All Fee Offices

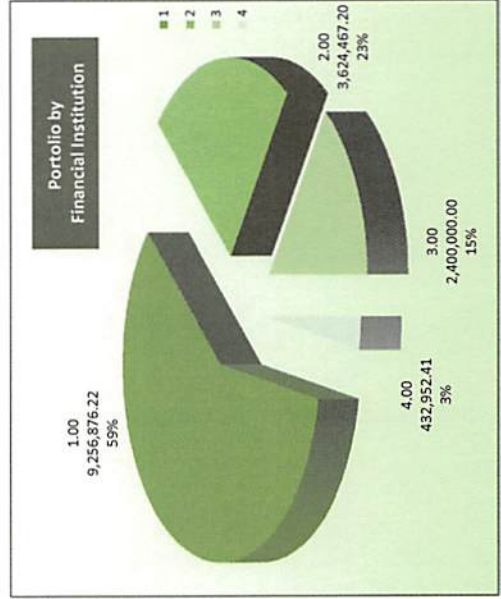
Financial Institution Account / Investment Type	Cash Balances as of October 31, 2015	Financial Institution Pledge / Security Holdings
--	---	---

Total Assets	As Of October 31, 2015	As Of October 31, 2015	Total Securities
	15,714,295.83	28,952,319.92	



**Portfolio by Investment Type**  
As of October 31, 2015

Investment Type	Description	Amount
1	Checking Accounts	1,087,655.72
2	Sweep Accounts	5,519,220.50
3	Investment Pools	4,057,419.61
4	Certificates of Deposit	5,050,000.00
	<b>Total</b>	<b>15,714,295.83</b>



**Portfolio by Financial Institution**  
As of October 31, 2015

Financial Institution	Description	Amount
1	Security State Bank & Trust	9,256,876.22
2	TexPool	3,624,467.20
3	Blanco National Bank	2,400,000.00
4	Texas Class	432,952.41
	<b>Total</b>	<b>15,714,295.83</b>

GILLESPIE COUNTY, TEXAS

Portfolio Asset Summary vs. Security Holdings  
As of October 31, 2015

For Funds Held by the County Treasurer and All Fee Offices

Financial Institution Account / Investment Type	Cash Balances as of October 31, 2015	Financial Institution Pledge / Security Holdings
--	---	---

Deposit and Investment Risk Disclosure
<p><b>General Statement</b> ... The County continues to take a conservative approach to investment of county funds. Investment strategies are built on cash flow versus fund name. County funds are predominantly invested in TexPool ... an investment service for public funds ... and certificate of deposits. Depository interest-bearing checking accounts are used more as clearing accounts than a type of investment.</p> <p>The General Checking Account (multi-fund account) ... interest-bearing, with a one dollar (\$1.00) threshold ... is attached to a sweep account with a \$25,000.00 required minimum balance. This holds the same for the GOB Series 2013 Account ... it is interest-bearing, with a one dollar (\$1.00) threshold ... and is attached to a sweep account with a \$25,000.00 required minimum balance.</p> <p><b>Custodial Risk</b> ... All deposits/investments with any banking institution are collateralized over 100%, all collateral (exclusive FDIC coverage) is placed with a third party that is not a depository of the County, and collateral is pledged to Gillespie County.</p> <p><b>Interest Rate Risk</b> ... The County does not have a formal investment policy that limits investment maturities as a means of managing its exposure to fair value losses arising from changing interest rates.</p> <p>At October 31, 2015, the County had no investments other than those in an investment pool that would be effected.</p> <p>Certificates of Deposit are normally held at one year maturities and maturity dates are staggered.</p> <p>Occasionally CD's are originally invested for periods of less or over a year to optimize a staggered portfolio.</p> <p>CD's are held at face values with interests paid to the County monthly.</p> <p><b>Credit Risk</b> ... <u>At October 31, 2015, the County has no investments</u> in commercial paper, corporate bonds, mutual funds.</p> <p>At October 31, 2015, TexPool was rated AAAM by Standard &amp; Poor's.</p> <p>At October 31, 2015, Texas Class was rated AAAM by Standard &amp; Poor's.</p> <p><b>Concentration of Credit Risk</b> ... The County does not place any limit on the amount the County may invest with any type of investment or issuer.</p> <p>However, considering the current economy the County has kept lower concentrations in any one issuer.</p> <p>At October 31, 2015, the County had its assets/investments invested by investment type</p> <ul style="list-style-type: none"> <li>25.8199 % in investment pools</li> <li>32.1363 % in certificate of deposit(s)</li> <li>6.9214 % in checking, money market, passbook accounts</li> <li>35.1223 % in sweep accounts</li> </ul> <p>At October 31, 2015, the County had its assets/investments invested by issuer</p> <ul style="list-style-type: none"> <li>23.0648 % in TexPool</li> <li>58.9074 % in Security State Bank &amp; Trust</li> <li>15.2727 % in Blanco National Bank</li> <li>2.7551 % in Texas Class</li> </ul>



**FY2015-2016  
Gillespie County, Texas  
County Treasurer Monthly Financial Statement  
All Funds Managed by County Treasurer**



For Period Ended October 31, 2015

**Laura Lundquist, CCT, CIO  
Gillespie County Treasurer**

Maintenance & Operating, COB/GOB, Special Revenue, Special Revenue..Grants, Trust and Agency							
Month	09.30.2015				FY2016	FY2015	10.31.2015
To Date	Cash Balance	Receipts	Disbursements	Allocations	Adjustments	Adjustments	Cash Balance
M&O	11,841,794.67	508,730.95	1,285,746.55				11,064,779.07
COB ... GOB Operating	491,873.19	90.69	449.14				491,514.74
COB ... GOB I&S	198,485.01	12,534.03					211,019.04
Special Revenue	2,164,430.67	138,573.90	17,863.06				2,285,141.51
Special Revenue ... Grants	484.97						484.97
Trust and Agency	639,676.77	137,866.85	213,882.83				563,660.79
<b>Totals</b>	<b>15,336,745.28</b>	<b>797,796.42</b>	<b>1,517,941.58</b>	<b>0.00</b>	<b>0.00</b>	<b>0.00</b>	<b>14,616,600.12</b>
County Funds							

Year	09.30.2015				FY2016	FY2015	10.31.2015
To Date	Cash Balance	Receipts	Disbursements	Allocations	Adjustments	Adjustments	Cash Balance
M&O	11,841,794.67	508,730.95	1,285,746.55				11,064,779.07
COB ... GOB Operating	491,873.19	90.69	449.14				491,514.74
COB ... GOB I&S	198,485.01	12,534.03					211,019.04
Special Revenue	2,164,430.67	138,573.90	17,863.06				2,285,141.51
Special Revenue ... Grants	484.97						484.97
Trust and Agency	639,676.77	137,866.85	213,882.83				563,660.79
<b>Totals</b>	<b>15,336,745.28</b>	<b>797,796.42</b>	<b>1,517,941.58</b>	<b>0.00</b>	<b>0.00</b>	<b>0.00</b>	<b>14,616,600.12</b>
County Funds							

Clerks of the Courts Trust Funds							
Month	09.30.2015				FY2016	FY2015	10.31.2015
To Date	Cash Balance	Receipts	Disbursements	Allocations	Adjustments	Adjustments	Cash Balance
District Clerk Trust	18,021.48	1.48					18,022.96
County Clerk Trust	120,544.41	9.91					120,554.32
<b>Totals</b>	<b>138,565.89</b>	<b>46.59</b>	<b>0.00</b>	<b>0.00</b>	<b>0.00</b>	<b>0.00</b>	<b>138,577.28</b>
Clerk Trusts							

Year	09.30.2015				FY2016	FY2015	10.31.2015
To Date	Cash Balance	Receipts	Disbursements	Allocations	Adjustments	Adjustments	Cash Balance
District Clerk Trust	18,021.48	1.48					18,022.96
County Clerk Trust	120,544.41	9.91					120,554.32
<b>Totals</b>	<b>138,565.89</b>	<b>11.39</b>	<b>0.00</b>	<b>0.00</b>	<b>0.00</b>	<b>0.00</b>	<b>138,577.28</b>
Clerk Trusts							

Respectfully submitted,

Laura Lundquist, CCT, CIO  
Gillespie County Treasurer

The State of Texas, County of Gillespie

Before me, the undersigned authority, this day personally appeared Laura Lundquist, County Treasurer, to me well known, who, being duly sworn, desposes and says that the above and foregoing report is true and correct.

Witness my hand and seal of this office, this \_\_\_\_\_ day of \_\_\_\_\_, \_\_\_\_\_ A.D.

Mary Lynn Rusche, County Clerk  
County of Gillespie, State of Texas

Compared, examined, and accepted in open Commissioners Court this \_\_\_\_\_ day of \_\_\_\_\_, \_\_\_\_\_ A.D.

Mark Stroehrer, County Judge

Curtis Cameron, Commissioner Pct No 1

William A. Roeder, Commissioner Pct No 2

Calvin Ransleben, Commissioner Pct No 3

Donald W. Schuch, Commissioner Pct No 4