



FY2014-2015

GILLESPIE COUNTY, TEXAS

COUNTY TREASURER MONTHLY FINANCIAL REPORT

For The Period Ended
September 30, 2015

Unaudited

LAURA LUNDQUIST, C.C.T., C.I.O.
GILLESPIE COUNTY TREASURER

1. Cash/Investment Balances All Funds
For Period Ended September 30, 2015
2. Statement of Receipts, Disbursements, Electronic Funds Transfers, Payroll,
Interfund Allocations, Adjustments, and Investments All Funds
Month to Date by Fund
3. Statement of Receipts, Disbursements, Electronic Funds Transfers, Payroll,
Interfund Allocations, Adjustments, and Investments All Funds
Fiscal Year to Date by Fund
4. Statement of Maintenance & Operating Funds
FY2005 through September 30, 2015
General Fund
Road & Bridge Funds ... County Wide, Precinct No 1, Precinct No 2, Precinct No 3, Precinct No 4
5. Fund Cash/Investment Balance Comparison by Fiscal Year by Fund
Active and Inactive Funds
FY2004 through September 30, 2015
6. Overall Cash/Investment Balance Comparison by Month
FY1985 through September 30, 2015
7. County Sales Tax ... Effective January 01, 1988
Allocation Summary of Sales Tax Receipts
1988 through September 30, 2015

Statement of Repayment of Erroneous Receipt of Sales Tax
1997 through September 30, 2015 ... 20 Year Payout; Final Payment FY2016
8. Hotel Occupancy Tax (HOT) ... Effective January 01, 2007
Summary of HOT Receipts and Expenditures
For the Period of January 01, 2007 through September 30, 2015
9. Certificates of Obligation Bonds ... Interest & Sinking
Statement of Bond Redemptions & Interest Payment Schedule
GO Refunding Bonds, Series 2010
Refunding of COB Series 2001, Post Office & Clinic Building Properties



10. General Obligation Bonds ... Interest & Sinking
Statement of Bond Redemptions & Interest Payment Schedule
GOB Series 2013, Jail Construction Project
11. Lease / Purchase Finance ... Capital Equipment
Statement of Principal & Interest Payment Schedule
Road & Bridge Departments – Contract No 6451, December.2013
 - o Countywide
 - o Precinct No 1
 - o Precinct No 2
 - o Precinct No 3
 - o Precinct No 4
12. Public Property Finance ... Law Enforcement Radio System Upgrade
Statement of Principal & Interest Payment Schedule
Sheriff Office --- Contract No 6774, October.2014
13. District Clerk Trust Funds ... Statement of Holding in Trust Funds ... As Managed by County Treasurer
As of September 30, 2015
14. County Clerk Trust Funds ... Statement of Holding in Trust Funds ... As Managed by County Treasurer
As of September 30, 2015
15. Investment Performance Summary ... Certificate(s) of Deposit
As of September 30, 2015
16. County Treasurer Portfolio Asset Summary by Investment Type
As of September 30, 2015
17. County Portfolio Asset Summary vs. Security Holdings
As of September 30, 2015
18. Detailed Listing of Receipts to All Funds
For September.2015
19. Detailed Listing of Disbursements from All Funds
For September.2015
20. Detailed Listing of Electronic Funds Transfers from All Funds
For September.2015
21. Detailed Listing of Interfund Allocations to/from All Funds
For September.2015
22. Detailed Listing of Payroll Distribution All Funds
For September.2015
23. Financial Summary Recap ... Affidavit
As of September 30, 2015

FY2014-2015
 GILLESPIE COUNTY, TEXAS

CASH / INVESTMENT BALANCES
 OF ALL FUNDS MANAGED BY COUNTY TREASURER

For Period Ended September 30, 2015

FUNDS LISTING BY CATEGORY		
GENERAL and ROAD & BRIDGE FUNDS Maintenance & Operating Funds		CASH and INVESTMENTS
General Fund	10,425,972.66	
Road & Bridge Funds ...		
County Wide	341,842.65	
Precinct No 1	268,572.55	
Precinct No 2	267,713.97	
Precinct No 3	268,676.90	
Precinct No 4	<u>269,015.94</u>	
Sub-total Road & Bridge Funds	1,415,822.01	<u>11,841,794.67</u>
SPECIAL REVENUE FUNDS		
Law Library	7,760.46	
Lateral Road ...		
Precinct No 1	6,633.18	
Precinct No 2	0.00	
Precinct No 3	0.00	
Precinct No 4	0.00	
Sub-total Lateral Road Funds	6,633.18	
Probate	29,772.98	
Court Reporter Service	467.33	
County Records Management	91,506.18	
County Clerk Records Management	103,515.09	
Sheriff Forfeiture	37,627.93	
Sheriff Abandoned Vehicle	1,201.61	
Sheriff Equitable Sharing	1,202.07	
Justice Court Bldg Security	29,522.59	
Courthouse Security	2,097.39	
District Clerk Records Management	7,114.22	
County & District Court Technology	16,756.67	
Occupancy Tax	538,177.10	
Pretrial Intervention	123,025.71	
Justice Court Technology	112,119.89	
Airport Operating	1,037,772.61	
LEOSE Training--Sheriff	4,028.28	
LEOSE Training--Constable No 1	8,038.15	
LEOSE Training--Constable No 2	5,984.48	
Tax Assessor - M V I	<u>106.75</u>	<u>2,164,430.67</u>
SPECIAL REVENUE FUNDS ... GRANTS		
Grants ... General, Energy Efficiency	0.00	
Grants ... Law Enforcement, Emergency Services P25 Compliant Radio	0.00	
PML Loan Star Library	258.39	
PML PAC-Pug	211.40	
Airport Capital Project Grant	<u>15.18</u>	<u>484.97</u>

FY2014-2015
 GILLESPIE COUNTY, TEXAS

CASH / INVESTMENT BALANCES
 OF ALL FUNDS MANAGED BY COUNTY TREASURER

For Period Ended September 30, 2015

CERTIFICATES OF OBLIGATION BONDS			
and			
GENERAL OBLIGATION BONDS			
...			
Operating Accounts			
GOB Series 2013 ... Jail Project	<u>491,873.19</u>	<u>491,873.19</u>	
CERTIFICATES OF OBLIGATION BONDS			
and			
GENERAL OBLIGATION BONDS			
...			
Interest & Sinking Accounts			
COB Series 2001/GOB Refunding Series 2010 ... Interest & Sinking	22,393.57		
GOB Series 2013 ... Interest & Sinking	<u>176,091.44</u>	<u>198,485.01</u>	
TRUST and AGENCY FUNDS			
Criminal Justice	54,332.95		
Waste Water (State Fee)	650.00		
County Attorney Hot Check	11,784.05		
McDermott (PML)	138,721.86		
Breiten (PML)	207,231.35		
Justice Of The Peace No. 1	39,391.40		
Justice Of The Peace No. 2	16,066.07		
Appellate Judicial System	777.34		
Alternative Dispute Resolution	2,195.50		
Unclaimed Monies	54,211.45		
County Clerk Operating	42,645.44		
District Clerk Operating	71,669.36		
Light Up The Block	<u>0.00</u>	<u>639,676.77</u>	<u>15,336,745.28</u>
FUNDS PENDING RELEASE			
Check(s) pending release	0.00		
EFT(s) pending release	<u>0.00</u>	<u>0.00</u>	<u>0.00</u>
CHANGE FUNDS			
General Fund (F.10) ... cash provider to various offices	3,000.00		
Sheriff Seizure Fund (F.30)	1,950.00		
County Attorney Hot Check Fund (F.80)	<u>50.00</u>	<u>5,000.00</u>	<u>5,000.00</u>

FY2014-2015
 GILLESPIE COUNTY, TEXAS

CASH / INVESTMENT BALANCES
 OF ALL FUNDS MANAGED BY COUNTY TREASURER

For Period Ended September 30, 2015

UNALLOCATED MONIES				
Checking Accounts				
Justice of Peace No 2 Checking...unaccountable funds from 02.28.1999 ... date check book was turned over to County Treasurer	(98.56)			
Justice of Peace No 2 Checking...credit card payment pending	324.00			
Justice of Peace No 2 Checking...credit card reversal pending	110.00			
Justice of Peace No 2 Checking...credit card payment pending	625.00			
Justice of Peace No 1 Checking...credit card payment transferred to JP#2 10.07.2015	200.00			
Justice of Peace No 1 Checking...credit card payment pending	1,649.00			
General Checking...online payment pending / US Trea	2,721.37			
District Clerk Checking...	0.00			
County Clerk Checking...	0.00	<u>5,530.81</u>		
Investment Pools ... Investment Service For Public Funds				
TexPool ... General	0.00			
TexPool ... COB Series 2001/GOB Series 2010 Interest & Sinking	0.00			
TexPool ... GOB Series 2013 Jail Project	0.00			
Texas Class ... GOB Series 2013 Jail Project	<u>0.00</u>	<u>0.00</u>		
Other Unallocated Funds				
none reported	<u>0.00</u>	<u>0.00</u>	<u>5,530.81</u>	15,347,276.09

FY2014-2015
 GILLESPIE COUNTY, TEXAS

CASH / INVESTMENT BALANCES
 OF ALL FUNDS MANAGED BY COUNTY TREASURER

For Period Ended September 30, 2015

CHECKING and INVESTMENT ACCOUNTS

CHECKING ACCOUNTS

GENERAL OPERATING ... Interest Bearing Checking	(110.49)	
Cash On Hand	0.00	
Deposit In Process	15.00	
Deposit In Process	205.00	
Deposit In Process	1,904.19	
Deposit In Process	93,769.17	
Online Transfer	(110.81)	
Online Transfer	(70.00)	
Outstanding Financial Checks	(525,657.36)	
Outstanding Payroll Checks	(6,917.22)	
Check(s) pending release	0.00	<u>(436,972.52)</u>
GENERAL OPERATING ... Interest Bearing Sweep Account		
Sweep of General Operating Checking	<u>6,368,853.34</u>	<u>6,368,853.34</u>
COB Series 2001 / GOREfunding Series 2010 INTEREST & SINKING Checking	21,683.58	
Cash On Hand	0.00	
Online Transfer	0.00	
Online Transfer	0.00	
Outstanding Checks	0.00	<u>21,683.58</u>
COUNTY ATTORNEY HOT CHECK ... Interest Bearing Checking	21,267.73	
Cash On Hand	0.00	
Deposit In Process	185.43	
Deposit In Process	0.00	
Outstanding Checks	(9,669.11)	<u>11,784.05</u>
APPELLATE JUDICIAL ... Interest Bearing Checking	596.53	
Cash On Hand	0.00	
Deposit In Process	0.00	
Online Transfer	110.81	
Online Transfer	70.00	
Outstanding Checks	0.00	<u>777.34</u>
JUSTICE OF THE PEACE No 1 ... Interest Bearing Checking	59,518.52	
Cash On Hand	0.00	
Deposit In Process	170.00	
Deposit In Process	0.00	
Outstanding Checks	(18,448.12)	<u>41,240.40</u>
JUSTICE OF THE PEACE No 2 ... Interest Bearing Checking	41,587.44	
Cash On Hand	0.00	
Deposit In Process	20.00	
Deposit In Process	0.00	
Outstanding Checks	(24,580.93)	<u>17,026.51</u>

FY2014-2015
 GILLESPIE COUNTY, TEXAS

CASH / INVESTMENT BALANCES
 OF ALL FUNDS MANAGED BY COUNTY TREASURER

For Period Ended September 30, 2015

CHECKING ACCOUNTS ... Continued			
COUNTY CLERK ... Interest Bearing Checking	84,358.18		
Cash On Hand	0.00		
Deposit In Process	1,020.00		
Deposit In Process	25.00		
Deposit In Process	0.00		
Deposit In Process	0.00		
Outstanding Checks ... checks outstanding prior to 10.01.2009	(108.50)		
Outstanding Checks ... outstanding checks post 09.30.2009	(42,649.24)		<u>42,645.44</u>
DISTRICT CLERK ... Interest Bearing Checking	103,609.90		
Cash On Hand	0.00		
Deposit In Process	15.25		
bank deposit to account in error 09.29.2015 ... correction made 10.13.2015	(275.44)		
Outstanding Checks ... checks outstanding prior to 10.01.2009	(4,361.86)		
Outstanding Checks ... outstanding checks post 09.30.2009	(27,318.49)		<u>71,669.36</u>
GOB SERIES 2013 - Jail Project ... Interest Bearing Checking	1.00		
Cash On Hand	0.00		
Online Transfer	0.00		
Deposit In Process	0.00		
Outstanding Checks	0.00		<u>1.00</u>
GOB SERIES 2013 - Jail Project ... Interest Bearing Sweep Account			
Sweep of GOB 2013 Jail Project Checking	<u>58,998.37</u>		<u>58,998.37</u>
GOB SERIES 2013 - Interest & Sinking ... Interest Bearing Checking	176,091.44		
Cash On Hand	0.00		
Online Transfer	0.00		
Online Transfer	0.00		
Online Transfer	0.00		
Outstanding Checks	0.00	<u>176,091.44</u>	<u>6,373,798.31</u>

FY2014-2015
 GILLESPIE COUNTY, TEXAS

CASH / INVESTMENT BALANCES
 OF ALL FUNDS MANAGED BY COUNTY TREASURER

For Period Ended September 30, 2015

TIME CERTIFICATE OF DEPOSIT(s)

All General Fund (10.) Investments

Blanco National Bank

BNB CD .. 0.45% per annum, paid monthly .. 11.07.2015 maturity	100,000.00	
BNB CD .. 0.45% per annum, paid monthly .. 02.11.2016 maturity	100,000.00	
BNB CD .. 0.45% per annum, paid monthly .. 01.02.2016 maturity	100,000.00	
BNB CD .. 0.45% per annum, paid monthly .. 07.19.2016 maturity	100,000.00	
BNB CD .. 0.45% per annum, paid monthly .. 03.07.2016 maturity	100,000.00	
BNB CD .. 0.45% per annum, paid monthly .. 09.07.2016 maturity	100,000.00	
BNB CD .. 0.45% per annum, paid monthly .. 10.07.2015 maturity	100,000.00	
BNB CD .. 0.45% per annum, paid monthly .. 05.28.2016 maturity	100,000.00	
BNB CD .. 0.45% per annum, paid monthly .. 05.28.2016 maturity	100,000.00	
BNB CD .. 0.45% per annum, paid monthly .. 08.02.2016 maturity	100,000.00	
BNB CD .. 0.45% per annum, paid monthly .. 11.02.2015 maturity	100,000.00	
BNB CD .. 0.45% per annum, paid monthly .. 12.02.2015 maturity	100,000.00	
BNB CD .. 0.45% per annum, paid monthly .. 04.18.2016 maturity	100,000.00	
BNB CD .. 0.45% per annum, paid monthly .. 11.22.2015 maturity	100,000.00	
BNB CD .. 0.45% per annum, paid monthly .. 01.30.2016 maturity	100,000.00	
BNB CD .. 0.45% per annum, paid monthly .. 01.30.2016 maturity	100,000.00	
BNB CD .. 0.45% per annum, paid monthly .. 03.05.2016 maturity	100,000.00	
BNB CD .. 0.45% per annum, paid monthly .. 04.01.2016 maturity	100,000.00	
BNB CD .. 0.45% per annum, paid monthly .. 12.01.2015 maturity	100,000.00	
BNB CD .. 0.45% per annum, paid monthly .. 04.01.2016 maturity	100,000.00	
BNB CD .. 0.45% per annum, paid monthly .. 04.01.2016 maturity	100,000.00	
BNB CD .. 0.45% per annum, paid monthly .. 04.15.2016 maturity	100,000.00	
BNB CD .. 0.45% per annum, paid monthly .. 06.01.2016 maturity	100,000.00	
BNB CD .. 0.45% per annum, paid monthly .. 06.15.2016 maturity	<u>100,000.00</u>	<u>2,400,000.00</u>

Security State Bank & Trust (County Depository)

SSB&T CD .. 0.35% per annum, paid monthly .. 02.11.2016 maturity	100,000.00	
SSB&T CD .. 0.35% per annum, paid monthly .. 05.02.2016 maturity	100,000.00	
SSB&T CD .. 0.35% per annum, paid monthly .. 02.28.2016 maturity	100,000.00	
SSB&T CD .. 0.35% per annum, paid monthly .. 10.29.2015 maturity	100,000.00	
SSB&T CD .. 0.35% per annum, paid monthly .. 03.04.2016 maturity	250,000.00	
SSB&T CD .. 0.35% per annum, paid monthly .. 04.01.2016 maturity	500,000.00	
SSB&T CD .. 0.35% per annum, paid monthly .. 07.01.2016 maturity	500,000.00	
SSB&T CD .. 0.35% per annum, paid monthly .. 10.01.2015 maturity	500,000.00	
SSB&T CD .. 0.35% per annum, paid monthly .. 01.01.2016 maturity	<u>500,000.00</u>	<u>2,650,000.00</u> <u>5,050,000.00</u>

FY2014-2015
 GILLESPIE COUNTY, TEXAS

CASH / INVESTMENT BALANCES
 OF ALL FUNDS MANAGED BY COUNTY TREASURER

For Period Ended September 30, 2015

INVESTMENT POOLS ... Investment Service For Public Funds			
TexPool			
GENERAL ... Multi-Fund Account	3,484,893.97		
Deposit In Process	0.00		
Monies In Transit	<u>0.00</u>	<u>3,484,893.97</u>	
COB SERIES 2001/GORefunding SERIES 2010 ... Interest & Sinking	709.99		
Deposit In Process	0.00		
Monies In Transit	<u>0.00</u>	<u>709.99</u>	
GOB SERIES 2013 ... Jail Project	0.00		
Deposit In Process	0.00		
Monies In Transit	<u>0.00</u>	<u>0.00</u>	
TexPool sub-total		<u>3,485,603.96</u>	
Texas Class			
GOB SERIES 2013 ... Jail Project	432,873.82		
Deposit In Process	0.00		
Monies In Transit	<u>0.00</u>	<u>432,873.82</u>	<u>3,918,477.78</u>
CHANGE FUNDS			
Under General Fund (F.10)			
Tax Office ... Teller Drawers (4)	1,200.00		
Tax Office ... Office Administration	0.00		
County Clerk	100.00		
District Clerk	100.00		
Justice of Peace No 1	200.00		
Justice of Peace No 2	200.00		
Pioneer Memorial Library	100.00		
Sheriff ... Administration	50.00		
Sheriff ... Jail Operations	50.00		
County Treasurer	1,000.00		
County Warehouse	<u>0.00</u>	<u>3,000.00</u>	
Under Sheriff Seizure (F.30)			
Sheriff ... Administrative Office	<u>1,950.00</u>	<u>1,950.00</u>	
Under County Attorney Hot Check (F.80)			
County Attorney	<u>50.00</u>	<u>50.00</u>	<u>5,000.00</u>
			15,347,276.09


FY2014-2015
 GILLESPIE COUNTY, TEXAS

CASH / INVESTMENT BALANCES
 OF ALL FUNDS MANAGED BY COUNTY TREASURER

For Period Ended September 30, 2015

DISTRICT CLERK HOLDING				
HOLDING ACCOUNT (s)		CASH and INVESTMENTS		
holding account(s)	<u>18,021.48</u>	<u>18,021.48</u>	<u>18,021.48</u>	<u>18,021.48</u>
INVESTMENT POOLS ... Investment Service For Public Funds				
TEXPOOL ... DISTRICT CLERK HOLDING	18,021.48			
Deposit In Process	0.00			
Monies In Transit	<u>0.00</u>	<u>18,021.48</u>	<u>18,021.48</u>	<u>18,021.48</u>

COUNTY CLERK HOLDING				
HOLDING ACCOUNT (s)		CASH and INVESTMENTS		
holding account(s)	<u>120,544.41</u>	<u>120,544.41</u>	<u>120,544.41</u>	<u>120,544.41</u>
INVESTMENT POOLS ... Investment Service For Public Funds				
TEXPOOL ... COUNTY CLERK HOLDING	120,544.41			
Deposit In Process	0.00			
Monies In Transit	<u>0.00</u>	<u>120,544.41</u>	<u>120,544.41</u>	<u>120,544.41</u>



Laura Lundquist, C.C.T., C.F.O.
 Gillespie County Treasurer
 Gillespie County, Texas

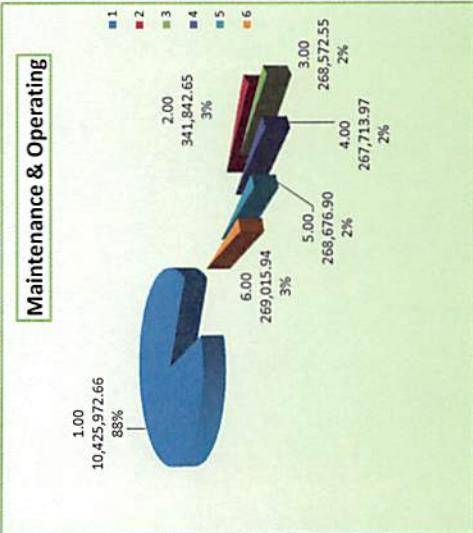
**FY2014-2015
GILLESPIE COUNTY, TEXAS
STATEMENT OF
Receipts, Disbursements, Electronic Funds Transfers, Payroll, Interfund Transfers, Adjustments, and Time Investments
of County Funds Managed by County Treasurer**

For the Period Ended September 30, 2015

FY2014-2015 For Current Account Period	Cash Balance as of 08.31.2015	Receipts	Disbursements	Electronic Fund Transfers	Payroll	Total Disbursements	Interfund Allocations In	Interfund Allocations Out	FY2015 Adjustments	FY2014 YE Adjustments	Cash Balances as of 09.30.2015	Time Investments	Adjusted Cash Balance as of 09.30.2015	FY2014-2015 For Current Account Period
GENERAL and ROAD & BRIDGE ... Maintenance & Operating Funds														
F10 General	11,285,133.01	420,757.48	865,400.22	272,013.62	247,885.14	1,385,298.98			30,133.01	75,248.14	10,425,972.66	5,050,000.00	5,375,972.66	F10 General
Road & Bridge Funds														
F15 County Wide	1,372,916.99	67,405.66	15,013.12		2,057.67	17,070.79		1,080,000.00	(1,409.21)		341,842.65		341,842.65	F15 County Wide
F16 Precinct No 1	119,331.33	10.84	53,078.65		11,961.00	65,039.65	221,000.00		(6,729.97)		268,572.55		268,572.55	F16 Precinct No 1
F17 Precinct No 2	52,102.55	5.96	13,617.31		7,983.23	21,600.54	243,000.00		(5,794.00)		267,713.97		267,713.97	F17 Precinct No 2
F18 Precinct No 3	59,716.38	5,143.13	175,887.48		19,477.07	195,364.55	406,000.00		(6,818.06)		268,676.90		268,676.90	F18 Precinct No 3
F19 Precinct No 4	218,745.78	1,258.97	129,202.70		26,185.41	155,388.11	210,000.00		(5,600.70)		269,015.94		269,015.94	F19 Precinct No 4
Sub-Total P&B	1,822,813.03	73,824.56	388,739.26	0.00	67,694.36	454,403.64	1,080,000.00	1,080,000.00	(26,351.94)	0.00	1,415,622.01	0.00	1,415,622.01	Sub-TOTAL P&B
Sub-Totals General / Road & Bridge ... Maintenance & Operating Funds	13,107,946.04	494,582.04	1,252,199.48	272,013.62	315,549.52	1,839,762.62	1,080,000.00	1,080,000.00	3,781.07	75,248.14	11,841,794.67	5,050,000.00	6,791,794.67	Sub-Totals General / Road & Bridge ... Maintenance & Operating Funds

**Maintenance & Operating
Cash Balances by Fund
As of September 30, 2015**

General Fund	F15 County Wide	F16 Precinct No 1	F17 Precinct No 2	F18 Precinct No 3	F19 Precinct No 4
10,425,972.66	341,842.65	268,572.55	267,713.97	268,676.90	269,015.94
					11,841,794.67



FY2014-2015
GILLESPIE COUNTY, TEXAS
STATEMENT OF
Receipts, Disbursements, Electronic Funds Transfers, Payroll, Interfund Transfers, Adjustments, and Time Investments
of County Funds Managed by County Treasurer

For the Period Ended September 30, 2015

FY2014-2015 For Current Account Period	Cash Balance as of 08.31.2015	Receipts	Disbursements	Electronic Fund Transfers	Payroll	Total Disbursements	Interfund Allocations In	Interfund Allocations Out	FY2015 Adjustments	FY2014 YE Adjustments	Cash Balances as of 09.30.2015	Time Investments	Adjusted Cash Balance as of 09.30.2015	FY2014-2015 For Current Account Period
SPECIAL REVENUE														
F20 Law Library	6,789.78	1,664.68	694.00			694.00					7,760.46		7,760.46	F20 Law Library
F21 Lateral Road Precinct Depts														F21 Lateral Road Precinct Depts
Precinct No 1	6,633.18					0.00					6,633.18		6,633.18	Precinct No 1
Precinct No 2	0.00					0.00					0.00		0.00	Precinct No 2
Precinct No 3	6,633.18		6,633.18			6,633.18					0.00		0.00	Precinct No 3
Precinct No 4	6,633.18		6,633.18			6,633.18					0.00		0.00	Precinct No 4
F24 Probate	29,217.03	555.95				0.00					29,772.98		29,772.98	F24 Probate
F25 Court Reporter	484.91	332.42	350.00			350.00					467.33		467.33	F25 Court Reporter
F28 County Records Mgmt	90,243.36	1,262.82				0.00					91,506.18		91,506.18	F28 County Records Mgmt
F29 County Clerk Records Mgmt	98,922.03	11,344.29	4,945.35		1,805.88	6,751.23					103,515.09		103,515.09	F29 County Clerk Records Mgmt
F30 Sheriff Forfeiture	37,621.62	6.31				0.00					37,627.93		37,627.93	F30 Sheriff Forfeiture
F93 Sheriff Abandoned Vehicle	1,201.41	0.20				0.00					1,201.61		1,201.61	F93 Sheriff Abandoned Vehicle
F31 Justice Court Bldg Security	29,124.19	398.40				0.00					29,522.59		29,522.59	F31 Justice Court Bldg Security
F32 Courthouse Security	615.19	2,675.96	148.40		1,045.36	1,193.76					2,097.39		2,097.39	F32 Courthouse Security
F34 District Clerk Records Mgmt	6,983.42	130.80				0.00					7,114.22		7,114.22	F34 District Clerk Records Mgmt
F35 County & District Courts Technology	16,400.51	356.16				0.00					16,756.67		16,756.67	F35 County & District Courts Technology
F36 Occupancy Tax	533,772.58	4,404.52				0.00					538,177.10		538,177.10	F36 Occupancy Tax
F37 Pretrial Intervention	123,025.71					0.00					123,025.71		123,025.71	F37 Pretrial Intervention
F51 Justice Court Technology	110,526.40	1,593.49				0.00					112,119.89		112,119.89	F51 Justice Court Technology
F72 Airport Operating	659,315.70	394,143.41	8,462.75		5,600.41	14,063.16			(1,623.34)		1,037,772.61		1,037,772.61	F72 Airport Operating
F78 LEOSE -Sheriff	5,116.28					0.00			(1,088.00)		4,028.28		4,028.28	F78 LEOSE -Sheriff
F79 LEOSE- Constable 1	8,038.15					0.00					8,038.15		8,038.15	F79 LEOSE- Constable 1
F82 LEOSE-Constable 2	5,984.48					0.00					5,984.48		5,984.48	F82 LEOSE-Constable 2
F81 Tax Assessor-M V I	106.75					0.00					106.75		106.75	F81 Tax Assessor-M V I
F40 Sheriff Equitable Sharing	1,201.87	0.20				0.00					1,202.07		1,202.07	F40 Sheriff Equitable Sharing
Sub-Totals Special Revenue	1,784,590.91	418,869.61	27,866.86	0.00	8,451.65	36,318.51	0.00	0.00	(2,711.34)	0.00	2,164,430.67	0.00	2,164,430.67	Sub-Totals Special Revenue

FY2014-2015
GILLESPIE COUNTY, TEXAS
STATEMENT OF
Receipts, Disbursements, Electronic Funds Transfers, Payroll, Interfund Transfers, Adjustments, and Time Investments
of County Funds Managed by County Treasurer

For the Period Ended September 30, 2015

FY2014-2015 For Current Account Period	Cash Balance as of 08.31.2015	Receipts	Disbursements	Electronic Fund Transfers	Payroll	Total Disbursements	Interfund Allocations In	Interfund Allocations Out	FY2015 Adjustments	FY2014 YE Adjustments	Cash Balances as of 09.30.2015	Time Investments	Adjusted Cash Balance as of 09.30.2015	FY2014-2015 For Current Account Period
--	--	----------	---------------	------------------------------	---------	------------------------	--------------------------------	---------------------------------	-----------------------	-----------------------------	---	---------------------	---	--

SPECIAL REVENUE ... GRANTS														
F11 Grants ... General - Energy Efficiency	0.00					0.00					0.00		0.00	F11 Grants ... General - Energy Efficiency
F11 Grants ... Law Enforcement, Emergency Services P25 Compliant Radio	75,248.14					0.00				(75,248.14)			0.00	F11 Grants ... Law Enforcement, Emergency Services P25 Compliant Radio
F54 PML ... Loan Star Grant	258.39					0.00					258.39		258.39	F54 PML ... Loan Star Grant
F54 PML ... PAC-HUG Grant	211.40					0.00					211.40		211.40	F54 PML ... PAC-HUG Grant
F71 Airport Capital Project Grant	15.18					0.00					15.18		15.18	F71 Airport Capital Project Grant
Sub-Totals	75,733.11	0.00	0.00	0.00	0.00	0.00	0.00	0.00	0.00	(75,248.14)	484.97	0.00	484.97	Sub-Totals
Special Revenue ... Grants														Special Revenue ... Grants

CERTIFICATES OF OBLIGATION BONDS and GENERAL OBLIGATION BONDS ... Project Operating Accounts														
F61 GOB Series 2013 ... Jail Project	492,240.97	81.35	449.13			449.13					491,873.19		491,873.19	F61 GOB Series 2013 ... Jail Project
Sub-Totals	492,240.97	81.35	449.13	0.00	0.00	449.13	0.00	0.00	0.00	0.00	491,873.19	0.00	491,873.19	Sub-Totals
COB ... GOB Operating														COB ... GOB Operating

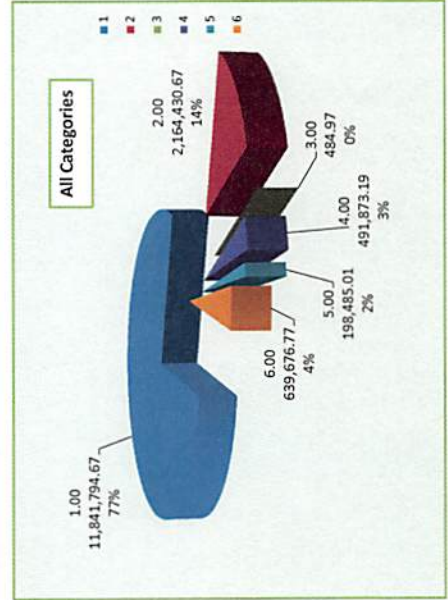
CERTIFICATES OF OBLIGATION BONDS and GENERAL OBLIGATION BONDS ... Interest & Sinking Accounts														
F62 GOB Series 2013 ... Interest & Sinking	173,496.09	2,595.35				0.00					176,091.44		176,091.44	F62 GOB Series 2013 ... Interest & Sinking
F53 COB Series 2001 / GOB Refunding Series 2013 ... Interest & Sinking	21,929.06	464.51				0.00					22,393.57		22,393.57	F53 COB Series 2001 / GOB Refunding Series 2013 ... Interest & Sinking
Sub-Totals	195,425.15	3,059.86	0.00	0.00	0.00	0.00	0.00	0.00	0.00	0.00	198,485.01	0.00	198,485.01	Sub-Totals
COB ... GOB I&S														COB ... GOB I&S

**FY2014-2015
GILLESPIE COUNTY, TEXAS
STATEMENT OF
Receipts, Disbursements, Electronic Funds Transfers, Payroll, Interfund Transfers, Adjustments, and Time Investments
of County Funds Managed by County Treasurer**

For the Period Ended September 30, 2015

FY2014-2015 For Current Account Period	Cash Balance as of 08.31.2015	Receipts	Disbursements	Electronic Fund Transfers	Payroll	Total Disbursements	Interfund Allocations In	Interfund Allocations Out	FY2015 Adjustments	FY2014 YE Adjustments	Cash Balances as of 09.30.2015	Time Investments	Adjusted Cash Balance as of 09.30.2015	FY2014-2015 For Current Account Period
TRUST and AGENCY														
F22 Criminal Justice	2,347.00	51,985.95	0.00			0.00					54,332.95		54,332.95	F22 Criminal Justice
F27 Waste Water	440.00	210.00	0.00			0.00					650.00		650.00	F27 Waste Water
F80 County Attorney Hot Check	14,146.14	6,894.64	9,256.73			9,256.73					11,784.05		11,784.05	F80 County Attorney Hot Check
F89 McDermott (PML)	142,432.58	23.28	3,734.00			3,734.00					138,721.86		138,721.86	F89 McDermott (PML)
F92 Breiten (PML)	210,989.51	35.10	2,733.53			2,733.53			(1,069.73)		207,231.35		207,231.35	F92 Breiten (PML)
F85 Justice Of Peace 1	58,300.60	24,760.88	43,670.08			43,670.08					39,391.40		39,391.40	F85 Justice Of Peace 1
F88 Justice Of Peace 2	39,453.62	15,315.04	38,702.59			38,702.59					16,066.07		16,066.07	F88 Justice Of Peace 2
F83 Appellate Judicial	540.65	236.69	0.00			0.00					777.34		777.34	F83 Appellate Judicial
F84 Alternative Dispute Resolution	1,437.19	758.31	0.00			0.00					2,195.50		2,195.50	F84 Alternative Dispute Resolution
F90 Unclaimed Monies	54,211.45	28,500.96	89,746.77			89,746.77					54,211.45		54,211.45	F90 Unclaimed Monies
F94 County Clerk Operating	103,891.25	27,374.66	20,923.28			20,923.28					42,645.44		42,645.44	F94 County Clerk Operating
F95 District Clerk Operating	65,217.98	27,374.66	20,923.28			20,923.28					71,669.36		71,669.36	F95 District Clerk Operating
F99 Light Up The Block	0.00	0.00	0.00			0.00					0.00		0.00	F99 Light Up The Block
Sub-Totals Trust and Agency	693,417.97	156,095.51	208,766.98	0.00	0.00	208,766.98	0.00	0.00	(1,069.73)	0.00	639,676.77	0.00	639,676.77	Sub-Totals Trust and Agency

FY2014-2015 For Current Account Period	Cash Balance as of 08.31.2015	Receipts	Disbursements	Electronic Fund Transfers	Payroll	Total Disbursements	Interfund Allocations In	Interfund Allocations Out	FY2015 Adjustments	FY2014 YE Adjustments	Cash Balances as of 09.30.2015	Time Investments	Adjusted Cash Balance as of 09.30.2015	FY2014-2015 For Current Account Period
TOTALS ALL FUNDS	16,349,354.15	1,072,688.37	1,489,282.45	272,013.62	324,001.17	2,085,297.24	1,080,000.00	1,080,000.00	(0.00)	0.00	15,336,745.28	5,050,000.00	10,286,745.28	TOTALS ALL FUNDS



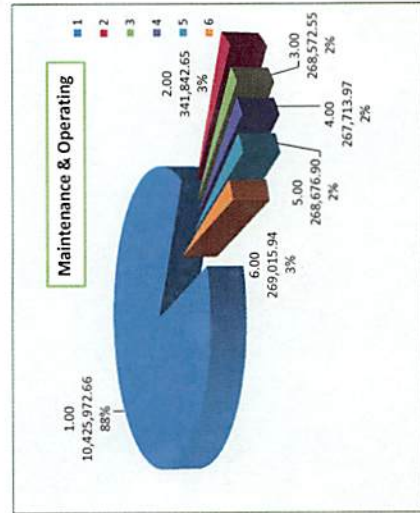
**FY2014-2015
GILLESPIE COUNTY, TEXAS
STATEMENT OF
Receipts, Disbursements, Electronic Funds Transfers, Payroll, Interfund Transfers, Adjustments, and Time Investments
of County Funds Managed by County Treasurer**

Fiscal Year to Date as of Period Ended September 30, 2015

FY2014-2015 Fiscal Year to Date as of Period Ended	Cash Balance as of 09/30/2014	Receipts	Disbursements	Electronic Fund Transfers	Payroll	Total Disbursements	Interfund Allocations In	Interfund Allocations Out	FY2015 Adjustments	FY2014 YE Adjustments	Cash Balances as of 09/30/2015	Time Investments	Adjusted Cash Balance as of 09/30/2015	FY2014-2015 Fiscal Year to Date as of Period Ended
GENERAL and ROAD & BRIDGE ... Maintenance & Operating Funds														
F10 General	9,427,791.73	14,328,862.53	7,565,957.61	2,712,994.03	3,157,111.11	13,436,062.75			30,133.01	75,248.14	10,425,972.66	5,050,000.00	5,375,972.66	F10 General
Road & Bridge Funds														Road & Bridge Funds
F15 County Wide	378,620.01	2,505,423.71	120,275.30		26,516.56	146,791.86		2,394,000.00	(1,409.21)		341,842.65		341,842.65	F15 County Wide
F16 Precinct No 1	241,992.22	250.36	336,033.65		183,906.41	519,940.06	553,000.00		(6,729.97)		268,572.55		268,572.55	F16 Precinct No 1
F17 Precinct No 2	250,708.69	6,916.42	300,496.04		178,621.10	479,117.14	495,000.00		(5,794.00)		267,713.97		267,713.97	F17 Precinct No 2
F18 Precinct No 3	143,588.42	5,249.40	470,238.49		233,104.37	703,342.86	830,000.00		(6,818.06)		268,676.90		268,676.90	F18 Precinct No 3
F19 Precinct No 4	228,968.64	2,659.61	291,676.57		181,335.04	473,011.61	516,000.00		(5,600.70)		269,015.94		269,015.94	F19 Precinct No 4
Sub-TOTAL R&B	1,343,877.98	2,520,469.50	1,518,720.05	0.00	603,463.48	2,332,203.53	2,394,000.00	2,394,000.00	(26,351.94)	0.00	1,415,822.01	0.00	1,415,822.01	Sub-TOTAL R&B
Sub-Totals General / Road & Bridge ... Maintenance & Operating Funds	10,671,669.71	16,849,362.03	9,084,677.66	2,712,994.03	3,960,594.59	15,758,266.28	2,394,000.00	2,394,000.00	3,781.07	75,248.14	11,841,794.67	5,050,000.00	6,791,794.67	Sub-Totals General / Road & Bridge ... Maintenance & Operating Funds

Maintenance & Operating

Cash Balances by Fund As of September 30, 2015	General Fund	F15 County Wide	F16 Precinct No 1	F17 Precinct No 2	F18 Precinct No 3	F19 Precinct No 4
10,425,972.66	341,842.65	268,572.55	267,713.97	268,676.90	269,015.94	11,841,794.67



**FY2014-2015
GILLESPIE COUNTY, TEXAS
STATEMENT OF
Receipts, Disbursements, Electronic Funds Transfers, Payroll, Interfund Transfers, Adjustments, and Time Investments
of County Funds Managed by County Treasurer**

Fiscal Year to Date as of Period Ended September 30, 2015

FY2014-2015 as of Period Ended	FY2014-2015 as of	Receipts	Disbursements	Electronic Fund Transfers	Payroll	Disbursements Total	Interfund Allocations In	Interfund Allocations Out	Adjustments FY2015	Adjustments YE FY2014	Cash Balances as of	Investments Time as of	Cash Balance as of Period Ended
09.30.2015	09.30.2015	14,902.67	20,623.00			20,623.00					7,760.46		7,760.46

SPECIAL REVENUE													
F20 Law Library		13,480.79				20,623.00					7,760.46		7,760.46
F21 Lateral Road Precinct													
Depts													
Precinct No 1		0.00	6,633.18	6,633.18		0.00					6,633.18		6,633.18
Precinct No 2		0.00	6,633.18	6,633.18		6,633.18					0.00		0.00
Precinct No 3		0.00	6,633.18	6,633.18		6,633.18					0.00		0.00
Precinct No 4		0.00	6,633.18	6,633.18		6,633.18					0.00		0.00
F24 Probate		26,340.90	3,432.08	3,449.40		0.00					29,772.98		29,772.98
F25 Court Reporter		236.68	3,680.05	3,449.40		3,449.40					467.33		467.33
F28 County Records Mgmt		83,503.81	8,002.37			0.00					91,506.18		91,506.18
F29 County Clerk Records Mgmt		86,517.49	65,182.44	25,088.02		48,184.84	23,096.82				103,515.09		103,515.09
F30 Sheriff Forfeiture		15,712.92	31,705.79	9,790.78		9,790.78					37,627.93		37,627.93
F31 Justice Court Bldg Security		1,199.37	2.24			0.00					1,201.61		1,201.61
F33 Sheriff Abandoned Vehicle						0.00							
F31 Justice Court Bldg Security		27,149.25	2,373.34			0.00					29,522.59		29,522.59
F32 Courthouse Security		12,630.03	16,364.36	1,139.86		26,897.00	25,757.14				2,097.39		2,097.39
F34 District Clerk Records Mgmt		5,630.28	1,483.94			0.00					7,114.22		7,114.22
F35 County & District Courts Technology		13,523.64	3,233.03			0.00					16,756.67		16,756.67
F36 Occupancy Tax		447,100.78	466,633.92	375,557.60		375,557.60					538,177.10		538,177.10
F37 Pretrial Intervention		123,025.71				0.00					123,025.71		123,025.71
F51 Justice Court Technology		102,554.58	9,565.31			0.00					112,119.89		112,119.89
F72 Airport Operating		598,769.47	578,566.94	49,585.66	18,643.00	137,940.46	69,711.80				1,037,772.61		1,037,772.61
F78 LEOSE - Sheriff		2,058.58	3,057.70			0.00					4,028.28		4,028.28
F79 LEOSE - Constable 1		7,379.00	659.15			0.00					8,038.15		8,038.15
F82 LEOSE - Constable 2		6,105.88	659.15	780.55		780.55					5,984.48		5,984.48
F81 Tax Assessor-M V I		106.75				0.00					106.75		106.75
F40 Sheriff Equitable Sharing		1,200.17	1.90			0.00					1,202.07		1,202.07
Sub-Totals		1,574,226.08	1,236,039.10	505,914.41	18,643.00	118,565.76	643,123.17				2,164,430.67		2,164,430.67
Special Revenue													
Sub-Totals		2,164,430.67	0.00			0.00							0.00
Special Revenue													
Sub-Totals		2,164,430.67											2,164,430.67

FY2014-2015
GILLESPIE COUNTY, TEXAS
STATEMENT OF
Receipts, Disbursements, Electronic Funds Transfers, Payroll, Interfund Transfers, Adjustments, and Time Investments
of County Funds Managed by County Treasurer

Fiscal Year to Date as of Period Ended September 30, 2015

FY2014-2015 Fiscal Year to Date as of Period Ended	Cash Balance as of 09.30.2014	Receipts	Disbursements	Electronic Fund Transfers	Payroll	Total Disbursements	Interfund Allocations In	Interfund Allocations Out	FY2015 Adjustments	FY2014 YE Adjustments	Cash Balances as of 09.30.2015	Time Investments	Adjusted Cash Balance as of 09.30.2015	FY2014-2015 Fiscal Year to Date as of Period Ended
--	--	----------	---------------	------------------------------	---------	------------------------	--------------------------------	---------------------------------	-----------------------	-----------------------------	---	---------------------	---	--

SPECIAL REVENUE ... GRANTS														
F11 Grants ... General - Energy Efficiency	0.00					0.00					0.00		0.00	F11 Grants ... General - Energy Efficiency
F11 Grants ... Law Enforcement, Emergency Services P25 Compliant Radio	75,248.14					0.00			(75,248.14)		0.00		0.00	F11 Grants ... Law Enforcement, Emergency Services P25 Compliant Radio
F54 PML ... Loan Star Grant	258.39					0.00					258.39		258.39	F54 PML ... Loan Star Grant
F54 PML ... PAC-HUG Grant	211.40					0.00					211.40		211.40	F54 PML ... PAC-HUG Grant
F71 Airport Capital Project Grant	15.18					0.00					15.18		15.18	F71 Airport Capital Project Grant
Sub-Totals Special Revenue ... Grants	75,733.11	0.00	0.00	0.00	0.00	0.00	0.00	0.00	0.00	(75,248.14)	484.97	0.00	484.97	Sub-Totals Special Revenue ... Grants

CERTIFICATES OF OBLIGATION BONDS and GENERAL OBLIGATION BONDS ... Project Operating Accounts														
F61 GOB Series 2013 ... Jail Project	5,249,856.00	21,710.06	4,779,692.87			4,779,692.87					491,873.19		491,873.19	F61 GOB Series 2013 ... Jail Project
Sub-Totals COB ... GOB Operating	5,249,856.00	21,710.06	4,779,692.87	0.00	0.00	4,779,692.87	0.00	0.00	0.00	0.00	491,873.19	0.00	491,873.19	Sub-Totals COB ... GOB Operating

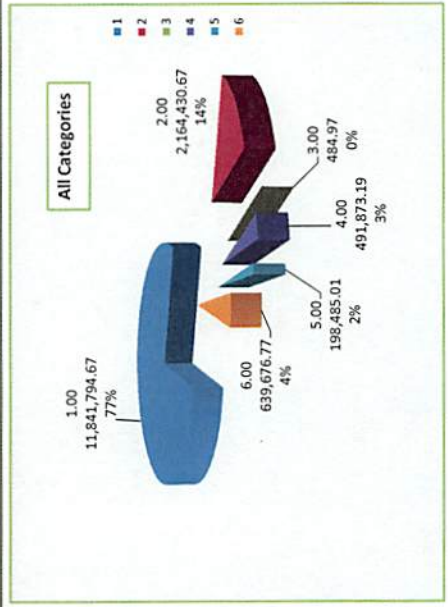
CERTIFICATES OF OBLIGATION BONDS and GENERAL OBLIGATION BONDS ... Interest & Sinking Accounts														
F62 GOB Series 2013 ... Interest & Sinking	186,733.10	1,010,708.34		1,021,350.00		1,021,350.00					176,091.44		176,091.44	F62 GOB Series 2013 ... Interest & Sinking
F53 COB Series 2001 / GOB Refunding Series 2013 ... Interest & Sinking	30,914.07	171,607.00	750.00	179,377.50		180,127.50					22,393.57		22,393.57	F53 COB Series 2001 / GOB Refunding Series 2013 ... Interest & Sinking
Sub-Totals COB ... GOB I&S	217,647.17	1,182,315.34	750.00	1,200,727.50	0.00	1,201,477.50	0.00	0.00	0.00	0.00	198,485.01	0.00	198,485.01	Sub-Totals COB ... GOB I&S

**FY2014-2015
GILLESPIE COUNTY, TEXAS
STATEMENT OF
Receipts, Disbursements, Electronic Funds Transfers, Payroll, Interfund Transfers, Adjustments, and Time Investments
of County Funds Managed by County Treasurer**

Fiscal Year to Date as of Period Ended September 30, 2015

FY2014-2015 Fiscal Year to Date as of Period Ended	Cash Balance as of 09.30.2014	Receipts	Disbursements	Electronic Fund Transfers	Payroll	Total Disbursements	Interfund Allocations In	Interfund Allocations Out	FY2015 Adjustments	FY2014 YE Adjustments	Cash Balances as of 09.30.2015	Time Investments	Adjusted Cash Balance as of 09.30.2015	FY2014-2015 Fiscal Year to Date as of Period Ended
TRUST and AGENCY														
F22 Criminal Justice	56,439.35	293,220.14	1,360.00	293,966.54		295,326.54					54,332.95		54,332.95	F22 Criminal Justice
F27 Waste Water	610.00	1,810.00	1,770.00			1,770.00					650.00		650.00	F27 Waste Water
F80 County Attorney Hot Check	11,142.69	44,926.93	44,285.57			44,285.57					11,784.05		11,784.05	F80 County Attorney Hot Check
F89 McDermott (PML)	144,339.67	266.56	5,884.37			5,884.37					138,721.86		138,721.86	F89 McDermott (PML)
F92 Breiten (PML)	213,777.98	399.88	5,876.78			5,876.78			(1,069.73)		207,231.35		207,231.35	F92 Breiten (PML)
F85 Justice Of Peace 1	36,196.17	222,597.40	219,402.17			219,402.17					39,391.40		39,391.40	F85 Justice Of Peace 1
F86 Justice Of Peace 2	25,655.83	283,659.00	293,248.76			293,248.76					16,066.07		16,066.07	F86 Justice Of Peace 2
F83 Appellate Judicial	703.81	2,128.03	2,054.50			2,054.50					777.34		777.34	F83 Appellate Judicial
F84 Alternative Dispute Resolution	720.00	5,689.42	4,213.92			4,213.92					2,195.50		2,195.50	F84 Alternative Dispute Resolution
F90 Unclaimed Monies	55,949.27		1,737.82			1,737.82					54,211.45		54,211.45	F90 Unclaimed Monies
F94 County Clerk Operating	43,947.02	503,321.14	504,622.72			504,622.72					42,645.44		42,645.44	F94 County Clerk Operating
F95 District Clerk Operating	86,979.66	224,063.08	239,373.38			239,373.38					71,669.36		71,669.36	F95 District Clerk Operating
F99 Light Up The Block	3.48		3.48			3.48					0.00		0.00	F99 Light Up The Block
Sub-Totals Trust and Agency	676,464.93	1,582,061.58	1,323,633.47	293,966.54	0.00	1,617,600.01	0.00	0.00	(1,069.73)	0.00	639,676.77	0.00	639,676.77	Sub-Totals Trust and Agency

TOTALS ALL FUNDS	18,465,697.00	20,871,508.11	15,694,868.41	4,226,331.07	4,079,160.35	24,000,359.83	2,394,000.00	2,394,000.00	(0.00)	0.00	15,336,745.28	5,050,000.00	10,286,745.28	TOTALS ALL FUNDS
---------------------	---------------	---------------	---------------	--------------	--------------	---------------	--------------	--------------	--------	------	---------------	--------------	---------------	---------------------



FY2014-2015
GILLESPIE COUNTY, TEXAS
STATEMENT OF
Fund Cash/ Investment Balances of All County Funds Managed By County Treasurer

FUND DESCRIPTION ACTIVE FUNDS		FY2015	FY2014	FY2013	FY2012	FY2011	FY2010	FY2009	FY2008	FY2007	FY2006	FY2005	
		As of 09.30.2015						As Of Fiscal Year Ending Date					
GENERAL and ROAD & BRIDGE Maintenance & Operating													
F10	General Fund												
	All Departments	10,425,972.66	9,427,791.73	7,929,967.87	6,382,410.44	7,099,577.50	8,058,141.42	9,262,263.41	8,857,295.99	7,871,493.01	6,391,051.39	4,764,571.70	
	Road & Bridge												
	F15 County Wide	341,842.65	378,620.01	285,411.34	269,007.62	247,933.84	231,323.63	415,645.89	590,087.10	266,135.87	214,879.76	325,631.63	
	F16 Precinct No 1	268,572.55	241,992.22	241,285.37	245,176.66	314,264.01	419,950.01	310,192.73	159,578.97	288,106.85	214,159.86	146,948.45	
	F17 Precinct No 2	267,713.97	250,708.69	263,049.77	258,790.65	290,025.28	437,336.83	225,655.61	238,217.17	214,371.88	129,291.12	143,620.74	
	F18 Precinct No 3	268,676.90	143,588.42	266,091.82	255,513.57	302,798.14	356,974.50	189,553.20	94,153.92	261,697.98	131,482.78	89,710.29	
	F19 Precinct No 4	269,015.94	228,968.64	296,509.28	242,510.97	296,473.77	334,265.94	297,466.40	205,119.63	294,441.60	144,424.27	87,076.99	
	Road & Bridge Sub-Totals	1,415,822.01	1,243,877.98	1,352,347.58	1,270,999.47	1,451,495.04	1,779,850.91	1,438,513.83	1,287,156.79	1,324,754.18	834,237.79	792,988.10	
	Sub-Totals General and Road & Bridge Maintenance & Operating	11,841,794.67	10,671,669.71	9,282,315.45	7,653,409.91	8,551,072.54	9,837,992.33	10,700,777.24	10,144,452.78	9,196,247.19	7,225,289.18	5,557,559.80	

FY2014-2015
GILLESPIE COUNTY, TEXAS
STATEMENT OF

Fund Cash/ Investment Balances of All County Funds Managed By County Treasurer

FUND DESCRIPTION ACTIVE FUNDS	FY2015	FY2014	FY2013	FY2012	FY2011	FY2010	FY2009	FY2008	FY2007	FY2006	FY2005
----------------------------------	--------	--------	--------	--------	--------	--------	--------	--------	--------	--------	--------

As of 09.30.2015

As Of Fiscal Year Ending Date

SPECIAL REVENUE												
F20	Law Library	7,760.46	13,480.79	22,378.86	28,338.91	39,192.23	43,400.98	41,852.55	42,419.59	40,079.68	36,066.66	31,284.42
F21	Lateral Road Precinct Depts								31,328.62	18,897.94	0.00	12,377.05
	Precinct No 1	6,633.18	0.00	0.00	0.00	0.00	0.00	0.00				
	Precinct No 2	0.00	0.00	0.00	0.00	0.00	0.00	0.00				
	Precinct No 3	0.00	0.00	0.00	0.00	0.00	0.00	0.00				
	Precinct No 4	0.00	0.00	0.00	0.00	0.00	0.00	0.00				
F24	Probate Training	29,772.98	26,340.90	23,622.04	19,141.40	16,237.87	12,211.95	9,105.91	5,897.08	3,645.71	3,765.83	3,195.83
F25	Court Reporter Service	467.33	236.68	2,457.15	772.43	531.72	3,586.72	3,925.99	4,749.95	4,047.90	5,121.28	5,477.58
F28	County Records Mgt	91,506.18	83,503.81	75,768.96	68,085.54	60,798.05	85,746.02	83,499.27	78,601.53	67,393.03	58,717.22	51,017.76
F29	County Clerk Rcds Mgt	103,515.09	86,517.49	60,025.77	49,201.97	50,654.52	68,198.97	73,472.48	70,443.27	82,242.00	72,150.57	72,669.38
F30	Sheriff Forfeiture	37,627.93	15,712.92	15,899.44	11,441.71	7,858.55	9,611.45	9,686.21	7,929.49	7,672.56	7,249.58	5,649.05
F97	Sheriff Abandoned Vehicle	1,201.61	1,199.37	1,197.57	1,195.50	1,193.43	1,191.12	1,188.59				
F31	Justice Court Bldg Security	29,522.59	27,149.25	24,171.38	21,074.90	18,274.01	14,515.70	10,916.77	7,584.19	4,002.12	1,179.63	
F32	Courthouse Security	2,097.39	12,630.03	44,053.70	71,743.76	102,026.09	130,994.24	144,526.10	135,480.79	121,098.83	107,026.56	97,568.68
F34	Distist Clerk Records Mgmnt	7,114.22	5,630.28	5,335.50	3,698.05	5,990.38	4,439.59	2,786.99	1,052.78	1,379.12	3,360.24	2,440.00
F35	County & District Courts Technology	16,756.67	13,523.64	11,667.87	8,337.60	5,132.39	1,816.93					
F36	Occupacy Tax	538,177.10	447,100.78	390,614.91	338,673.95	308,813.75	320,237.64	317,065.36	247,888.90	119,121.10	0.00	
F37	Pretrial Intervention	123,025.71	123,025.71	122,525.71	114,790.71	66,662.71	28,926.64	13,800.00	7,300.00			
F51	Justice Court Technology	112,119.89	102,554.58	90,599.26	78,070.58	74,024.21	58,891.29	45,290.75	33,688.80	21,166.16	9,714.42	4,805.84
F72	Airport Operating	1,037,772.61	598,769.47	573,788.08	89,165.48	23,728.30	11,341.82	73,880.94	31,324.65	16,738.96	39,251.50	24,529.76
F78	LEOSE-Sheriff	4,028.28	2,058.58	0.00	1,126.08	4,026.08	2,976.21	7,014.12	5,446.60	4,467.33	3,818.12	2,074.71
F79	LEOSE-Constable 1	8,038.15	7,379.00	6,728.73	6,728.73	6,748.73	6,086.06	5,498.36	4,837.67	4,167.79	3,560.06	2,890.67
F82	LEOSE-Constable 2	5,984.48	6,105.88	5,455.61	5,455.61	5,455.61	5,537.84	5,421.92	4,761.23	4,091.35	3,785.87	3,116.48
F81	Tax Assessor M V I	106.75	106.75	106.75	106.75	95.92	73.66	73.66	0.00	2,290.79	2,178.41	1,833.73
F40	Sheriff Equitable Sharing	1,202.07	1,200.17									
	Sub-Totals											
	Special Revenue	2,164,430.67	1,574,226.08	1,476,397.29	917,149.66	797,444.55	809,784.83	849,005.97	720,735.14	522,502.37	356,945.95	320,930.94

FY2014-2015
GILLESPIE COUNTY, TEXAS
STATEMENT OF
Fund Cash/ Investment Balances of All County Funds Managed By County Treasurer

FUND DESCRIPTION ACTIVE FUNDS	FY2015	FY2014	FY2013	FY2012	FY2011	FY2010	FY2009	FY2008	FY2007	FY2006	FY2005
----------------------------------	--------	--------	--------	--------	--------	--------	--------	--------	--------	--------	--------

As of 09.30.2015

As Of Fiscal Year Ending Date

SPECIAL REVENUE ... GRANTS												
F11	Grants ... General - Energy Efficiency	0.00	0.00	0.00	0.00	38.98						
F11	Grants ... Law Enforcement, Emergency Services P25 Compliant Radio	0.00	75,248.14	(78,346.14)	0.00							
F54	PML...Loan Star Grant	258.39	258.39	258.39	258.39	258.39	254.04	345.29	522.91	293.50	65.12	28.36
F54	PML...PAC-HUG Grant	211.40	211.40	211.40	211.40	211.40	211.40	211.06	209.40	6,634.72	6,307.45	
F71	Airport Capital Project Grant	15.18	15.18	11,795.25								
Sub-Totals												
Special Revenue ... Grants		484.97	75,733.11	(66,081.10)	469.79	508.77	465.44	556.35	732.31	6,928.22	6,372.57	28.36

CERTIFICATES OF OBLIGATION BONDS and GENERAL OBLIGATION BONDS Operating Accounts												
F61	GOB Series 2013 ... Jail Project	491,873.19	5,249,856.00	13,952,401.46								
Sub-Totals												
COB ... GOB Operating		491,873.19	5,249,856.00	13,952,401.46	0.00	0.00	0.00	0.00	0.00	0.00	0.00	0.00

CERTIFICATES OF OBLIGATION BONDS and GENERAL OBLIGATION BONDS Interest & Sinking Accounts												
F62	GOB Series 2013 ... Interest & Sinking	176,091.44	186,733.10	33,431.94								
F53	COB Series 2001 / GOB Refunding Series 2013 ... Interest & Sinking	22,393.57	30,914.07	37,851.74	30,199.42	28,061.84	2,624.28	8,069.04	82,110.37	95,558.09	31,073.48	23,260.33
Sub-Totals												
COB ... GOB I&S		198,485.01	217,647.17	71,283.68	30,199.42	28,061.84	2,624.28	8,069.04	82,110.37	95,558.09	31,073.48	23,260.33

FY2014-2015
GILLESPIE COUNTY, TEXAS
STATEMENT OF
Fund Cash/ Investment Balances of All County Funds Managed By County Treasurer

FUND DESCRIPTION ACTIVE FUNDS	FY2015	FY2014	FY2013	FY2012	FY2011	FY2010	FY2009	FY2008	FY2007	FY2006	FY2005
----------------------------------	--------	--------	--------	--------	--------	--------	--------	--------	--------	--------	--------

As of 09.30.2015

As Of Fiscal Year Ending Date

TRUST and AGENCY												
F22	Criminal Justice	54,332.95	56,439.35	62,059.07	51,843.04	61,241.11	72,063.98	65,435.27	86,647.15	71,204.17	56,514.01	47,492.20
F27	Waste Water	650.00	610.00	500.00	660.00	450.00	630.00	590.00	910.00	300.00	2,500.00	1,090.00
F80	Co Attorney Hot Check	11,784.05	11,142.69	17,676.23	21,388.16	14,191.24	6,555.71	23,288.36	13,177.74	8,791.79	9,641.14	9,240.53
F89	McDermott	138,721.86	144,339.67	145,002.86	144,748.09	155,460.28	157,606.59	157,267.26	155,991.94	150,937.08	143,185.65	138,423.71
F92	Breiten	207,231.35	213,777.98	232,518.32	242,104.78	263,175.02	295,903.52	295,266.14	292,871.78	283,381.35	374,330.42	416,034.73
F85	Justice Peace No 1	39,391.40	36,196.17	38,870.87	32,802.78	31,544.44	42,704.30	27,861.46	32,606.50	31,714.74	31,364.72	20,388.07
F86	Justice Peace No 2	16,066.07	25,655.83	23,579.31	23,495.92	25,400.31	30,650.37	26,998.27	29,161.96	34,657.77	22,634.54	22,782.46
F83	Appellate Judicial	777.34	703.81	1,315.45	1,354.03	1,180.92	1,181.94	1,075.75	1,547.53	1,154.53	1,161.47	819.50
F84	Alternative Dispute	2,195.50	720.00	1,796.86	1,493.98	2,087.71	1,840.22	1,664.85	1,697.66	2,052.55	2,024.68	6,530.00
F90	Unclaimed Monies	54,211.45	55,949.27	50,746.77	48,698.94	47,544.20	47,757.66	46,394.14	43,344.41	36,840.41	5,213.28	4,961.20
F94	County Clerk Operating	42,645.44	43,947.02	33,039.61	38,409.66	32,375.08	41,376.98					
F95	District Clerk Operating	71,669.36	86,979.66	41,113.16	41,651.53	48,532.38	47,975.16					
F99	Light Up The Block	0.00	3.48	3.48	3.48	3.48	3.48	73.05	90.54	47.76	0.00	0.00
Sub-Totals Trust & Agency		639,676.77	676,464.93	648,221.99	648,654.39	683,186.17	746,249.91	645,914.55	658,047.21	621,082.15	648,569.91	667,762.40

TOTALS ALL ACTIVE FUNDS	15,336,745.28	18,465,597.00	25,364,538.77	9,249,883.17	10,060,273.87	11,397,116.79	12,204,323.15	11,606,077.81	10,442,318.02	8,268,251.09	6,569,541.83
------------------------------------	----------------------	----------------------	----------------------	---------------------	----------------------	----------------------	----------------------	----------------------	----------------------	---------------------	---------------------

FUND DESCRIPTION ACTIVE FUNDS	FY2015	FY2014	FY2013	FY2012	FY2011	FY2010	FY2009	FY2008	FY2007	FY2006	FY2005
----------------------------------	--------	--------	--------	--------	--------	--------	--------	--------	--------	--------	--------

As of 09.30.2015

As Of Fiscal Year Ending Date

FY2014-2015
 GILLESPIE COUNTY, TEXAS
 STATEMENT OF

Fund Cash/ Investment Balances of All County Funds Managed By County Treasurer

FUND DESCRIPTION INACTIVE FUNDS	FY2015	FY2014	FY2013	FY2012	FY2011	FY2010	FY2009	FY2008	FY2007	FY2006	FY2005
------------------------------------	--------	--------	--------	--------	--------	--------	--------	--------	--------	--------	--------

As of 09.30.2015

As Of Fiscal Year Ending Date

INACTIVE FUNDS												
F87	Flora Eckert				0.00	0.00	2,633.35	4,511.42	6,484.28	6,274.17	5,951.99	5,682.06
F49	Homeland Security (2)					0.00	0.00	0.00	0.00	0.00	0.00	0.00
F50	Homeland Security					0.00	0.00	0.00	0.00	0.00	100.00	0.00
F88	Krikorian					0.00	0.00	28,000.00	26,700.71	25,835.51	25,117.93	24,942.10
F38	Intoxication/Drug Court					0.00	0.00	0.00	869.40			
F33	Graffiti Eradication					0.00	0.00	0.00	0.00	0.00	0.00	0.00
F52	COB Series 2001					0.00	0.00	0.00	0.00	0.00	0.00	0.00
F--	County Court Records Archive...							0.00	0.00	0.00	0.00	0.00
F55	TIF Grant											
F56	1997 TCHCA-Fbg											
F74	Airport Economic											
F60	Post Office Certificates											
F26	Historical Commission											
F57	Harper-1996TCDP											
F58	Stonewall Grant #2											
F59	Stonewall Grant #1											
F91	DWI Educational											
F73	Airport Master											
F14	Internal Inventory											
TOTALS ALL INACTIVE FUNDS		0.00	0.00	0.00	0.00	0.00	2,633.35	32,511.42	34,054.39	32,109.68	31,169.92	30,624.16

TOTALS ALL FUNDS		15,336,745.28	18,465,597.00	25,364,538.77	9,249,883.17	10,060,273.87	11,399,750.14	12,236,834.57	11,640,132.20	10,474,427.70	8,299,421.01	6,600,165.99
		FY2015	FY2014	FY2013	FY2012	FY2011	FY2010	FY2009	FY2008	FY2007	FY2006	FY2005
		As of 09.30.2015	As Of Fiscal Year Ending Date									

**FY2014-2015
GILLESPIE COUNTY, TEXAS
STATEMENT OF
Maintenance & Operating Accounts**

		FY2015 as of 09.30.2015	FY2014	FY2013	FY2012	FY2011	FY2010	FY2009	FY2008	FY2007	FY2006	FY2005	FY2004
		As Of Fiscal Year Ending Date											
GENERAL and ROAD & BRIDGE Maintenance & Operating		Revenues Inclusive Interfund Allocations											
General M&O													
F10	General Fund	14,328,862.53	12,755,375.08	12,660,309.58	10,657,906.95	10,270,640.00	10,012,774.28	10,028,550.21	9,924,012.18	9,490,558.36	8,835,351.86	7,552,137.53	6,694,818.95
	General Fund Over/(Under) Prior Period	1,573,487.45	95,065.50	2,002,402.63	387,266.95	257,865.72	(15,775.93)	104,538.03	433,453.82	655,206.50	1,283,214.33	857,318.58	
	General Fund Cumulative Change for Periods Shown	7,634,043.58	6,060,556.13	5,965,490.63	3,963,088.00	3,575,821.05	3,317,955.33	3,333,731.26	3,229,193.23	2,795,739.41	2,140,532.91	857,318.58	
Road & Bridge M&O													
F15	County Wide	2,505,423.71	2,340,392.13	2,406,186.26	2,332,689.79	2,238,480.99	2,655,743.60	2,455,013.90	2,407,977.22	1,729,457.34	1,503,999.95	1,460,739.18	1,803,469.90
F16	Precinct No 1	553,250.36	562,311.15	535,823.96	495,287.80	435,659.70	744,672.18	777,666.49	466,454.42	389,503.85	464,726.41	353,441.58	363,007.70
F17	Precinct No 2	501,916.42	470,090.32	458,483.76	393,971.07	360,599.55	696,129.62	488,100.77	437,920.95	414,722.93	340,778.11	382,243.78	249,193.16
F18	Precinct No 3	835,249.40	653,606.04	774,237.93	893,200.46	815,249.25	827,083.23	773,976.99	580,570.58	415,908.20	451,128.21	381,907.46	446,687.99
F19	Precinct No 4	<u>518,659.61</u>	<u>444,169.11</u>	<u>503,497.57</u>	<u>395,510.13</u>	<u>490,546.26</u>	<u>554,193.35</u>	<u>558,733.58</u>	<u>486,036.38</u>	<u>388,009.34</u>	<u>303,825.82</u>	<u>350,971.44</u>	<u>248,722.06</u>
	Sub-Total R&B	4,914,499.50	4,470,568.75	4,678,229.48	4,510,659.25	4,340,535.75	5,477,821.98	5,053,491.73	4,378,959.55	3,337,601.66	3,064,458.50	2,929,303.44	3,111,080.81
	Road & Bridge Over/(Under) Prior Period	443,930.75	(207,660.73)	167,570.23	170,123.50	(1,137,286.23)	424,330.25	674,532.18	1,041,357.89	273,143.16	135,155.06	(181,777.37)	
	Road & Bridge Cumulative Change for Periods Shown	1,803,418.69	1,359,487.94	1,567,148.67	1,399,578.44	1,229,454.94	2,366,741.17	1,942,410.92	1,267,878.74	226,520.85	(46,622.31)	(181,777.37)	
Overall Totals General / Road & Bridge M&O		19,243,362.03	17,225,943.83	17,338,539.06	15,168,566.20	14,611,175.75	15,490,596.26	15,082,041.94	14,302,971.73	12,828,160.02	11,899,810.36	10,481,440.97	9,805,899.76
	Overall Over/(Under) Prior Period	2,017,418.20	(112,595.23)	2,169,972.86	557,390.45	(879,420.51)	408,554.32	779,070.21	1,474,811.71	928,349.66	1,418,369.39	675,541.21	
	Overall Cumulative Change for Periods Shown	9,437,462.27	7,420,044.07	7,532,639.30	5,362,666.44	4,805,275.99	5,684,696.50	5,276,142.18	4,497,071.97	3,022,260.26	2,093,910.60	675,541.21	

**FY2014-2015
GILLESPIE COUNTY, TEXAS
STATEMENT OF
Maintenance & Operating Accounts**

	FY2015 as of 09.30.2015	FY2014	FY2013	FY2012	FY2011	FY2010	FY2009	FY2008	FY2007	FY2006	FY2005	FY2004
	As Of Fiscal Year Ending Date											
GENERAL and ROAD & BRIDGE Maintenance & Operating	Expenditures											
General M&O	Inclusive Interfund Allocations and Adjustments											
F10 General Fund	13,330,681.60	11,257,551.22	11,112,752.15	11,375,074.01	11,229,203.92	11,216,896.27	9,623,582.79	8,938,209.20	8,010,116.74	7,208,872.17	7,187,414.03	6,314,580.06
General Fund Over/(Under) Prior Period	2,073,130.38	144,799.07	(262,321.86)	145,870.09	12,307.65	1,593,313.48	685,373.59	928,092.46	801,244.57	21,458.14	872,833.97	
General Fund Cumulative Change for Periods Shown	7,016,101.54	4,942,971.16	4,798,172.09	5,060,493.95	4,914,623.86	4,902,316.21	3,309,002.73	2,623,629.14	1,695,536.68	894,292.11	872,833.97	
Road & Bridge M&O												
F15 County Wide	2,542,201.07	2,247,183.46	2,389,782.54	2,311,616.01	2,221,870.78	2,840,065.86	2,629,455.11	2,084,025.99	1,678,201.23	1,614,751.82	1,644,613.21	1,436,802.68
F16 Precinct No 1	526,670.03	561,604.30	539,715.25	564,375.15	541,345.70	634,914.90	627,052.73	594,982.30	315,556.86	397,515.00	365,672.92	340,012.45
F17 Precinct No 2	484,911.14	482,431.40	454,224.64	425,205.70	507,911.10	484,448.40	500,662.33	414,075.66	329,642.17	355,107.73	325,596.47	313,286.90
F18 Precinct No 3	710,160.92	776,109.44	763,659.68	940,485.03	869,425.61	659,661.93	678,577.71	748,114.64	285,693.00	409,355.72	362,931.51	504,242.39
F19 Precinct No 4	<u>478,612.31</u>	<u>511,709.75</u>	<u>449,499.26</u>	<u>449,472.93</u>	<u>528,338.43</u>	<u>517,393.81</u>	<u>466,386.81</u>	<u>575,358.35</u>	<u>237,992.01</u>	<u>246,478.54</u>	<u>297,748.19</u>	<u>298,140.85</u>
Sub-Total R&B	4,742,555.47	4,579,038.35	4,596,881.37	4,691,154.82	4,668,891.62	5,136,484.90	4,902,134.69	4,416,556.94	2,847,085.27	3,023,208.81	2,996,562.30	2,892,485.27
Road & Bridge Over/(Under) Prior Period	163,517.12	(17,843.02)	(94,273.45)	22,263.20	(467,593.28)	234,350.21	485,577.75	1,569,471.67	(176,123.54)	26,646.51	104,077.03	
Road & Bridge Cumulative Change for Periods Shown	1,850,070.20	1,686,553.08	1,704,396.10	1,798,669.55	1,776,406.35	2,243,999.63	2,009,649.42	1,524,071.67	(45,400.00)	130,723.54	104,077.03	
Overall Totals												
General / Road & Bridge M&O	18,073,237.07	15,836,589.57	15,709,633.52	16,066,228.83	15,898,095.54	16,353,381.17	14,525,717.48	13,354,766.14	10,857,202.01	10,232,080.98	10,183,976.33	9,207,065.33
Overall Over/(Under) Prior Period	2,236,647.50	126,956.05	(356,595.31)	168,133.29	(455,285.63)	1,827,663.69	1,170,951.34	2,497,564.13	625,121.03	48,104.65	976,911.00	
Overall Cumulative Change for Periods Shown	8,866,171.74	6,629,524.24	6,502,568.19	6,859,163.50	6,691,030.21	7,146,315.84	5,318,652.15	4,147,700.81	1,650,136.68	1,025,015.65	976,911.00	

Includes FY2014 year end adjustment of \$75,248.14 from F11 Grants, Law Enforcement

**FY2014-2015
GILLESPIE COUNTY, TEXAS
STATEMENT OF
Maintenance & Operating Accounts**

	FY2015 as of 09.30.2015	FY2014	FY2013	FY2012	FY2011	FY2010	FY2009	FY2008	FY2007	FY2006	FY2005	FY2004
	As Of Fiscal Year Ending Date											
GENERAL and ROAD & BRIDGE Maintenance & Operating	Net Change for Periods Shown Revenues Less Expenditures Inclusive Interfund Allocations and Adjustments											
General M&O												
F10 General Fund	998,180.93	1,497,823.86	1,547,557.43	(717,167.06)	(958,563.92)	(1,204,121.99)	404,967.42	985,802.98	1,480,441.62	1,626,479.69	364,723.50	380,238.89
General Fund Over/(Under) Prior Period	(499,642.93)	(49,733.57)	2,264,724.49	241,396.86	245,558.07	(1,609,089.41)	(580,835.56)	(494,638.64)	(146,038.07)	1,261,756.19	(15,515.39)	
General Fund Cumulative Change for Periods Shown	617,942.04	1,117,584.97	1,167,318.54	(1,097,405.95)	(1,338,802.81)	(1,584,360.88)	24,728.53	605,564.09	1,100,202.73	1,246,240.80	(15,515.39)	
Road & Bridge M&O												
F15 County Wide	(36,777.36)	93,208.67	16,403.72	21,073.78	16,610.21	(184,322.26)	(174,441.21)	323,951.23	51,256.11	(110,751.87)	(183,874.03)	366,667.22
F16 Precinct No 1	26,580.33	706.85	(3,891.29)	(69,087.35)	(105,686.00)	109,757.28	150,613.76	(128,527.88)	73,946.99	67,211.41	(12,231.34)	22,995.25
F17 Precinct No 2	17,005.28	(12,341.08)	4,259.12	(31,234.63)	(147,311.55)	211,681.22	(12,561.56)	23,845.29	85,080.76	(14,329.62)	56,647.31	(64,093.74)
F18 Precinct No 3	125,088.48	(122,503.40)	10,578.25	(47,284.57)	(54,176.36)	167,421.30	95,399.28	(167,544.06)	130,215.20	41,772.49	18,975.95	(57,554.40)
F19 Precinct No 4	<u>40,047.30</u>	<u>(67,540.64)</u>	<u>53,998.31</u>	<u>(53,962.80)</u>	<u>(37,792.17)</u>	<u>36,799.54</u>	<u>92,346.77</u>	<u>(89,321.97)</u>	<u>150,017.33</u>	<u>57,347.28</u>	<u>53,223.25</u>	<u>(49,418.79)</u>
Sub-Total R&B	171,944.03	(108,469.60)	81,348.11	(180,495.57)	(328,355.87)	341,337.08	151,357.04	(37,597.39)	490,516.39	41,249.69	(67,258.86)	218,595.54
Road & Bridge Over/(Under) Prior Period	280,413.63	(189,817.71)	261,843.68	147,860.30	(669,692.95)	189,980.04	188,954.43	(528,113.78)	449,266.70	108,508.55	(285,854.40)	
Road & Bridge Cumulative Change for Periods Shown	(46,651.51)	(327,065.14)	(137,247.43)	(399,091.11)	(546,951.41)	122,741.54	(67,238.50)	(256,192.93)	271,920.85	(177,345.85)	(285,854.40)	
Overall Totals												
General / Road & Bridge M&O	1,170,124.96	1,389,354.26	1,628,905.54	(897,662.63)	(1,286,919.79)	(862,784.91)	556,324.46	948,205.59	1,970,958.01	1,667,729.38	297,464.64	598,834.43
Overall Over/(Under) Prior Period	(219,229.30)	(239,551.28)	2,526,568.17	389,257.16	(424,134.88)	(1,419,109.37)	(391,881.13)	(1,022,752.42)	303,228.63	1,370,264.74	(301,369.79)	
Overall Cumulative Change for Periods Shown	571,290.53	790,519.83	1,030,071.11	(1,496,497.06)	(1,885,754.22)	(1,461,619.34)	(42,509.97)	349,371.16	1,372,123.58	1,068,894.95	(301,369.79)	

**FY2014-2015
GILLESPIE COUNTY, TEXAS
STATEMENT OF
Maintenance & Operating Accounts**

		FY2015 as of 09.30.2015	FY2014	FY2013	FY2012	FY2011	FY2010	FY2009	FY2008	FY2007	FY2006	FY2005	FY2004
		As Of Fiscal Year Ending Date											
GENERAL and ROAD & BRIDGE Maintenance & Operating		Cash Balances											
General M&O													
F10	General Fund	10,425,972.66	9,427,791.73	7,929,967.87	6,382,410.44	7,099,577.50	8,058,141.42	9,262,263.41	8,857,295.99	7,871,493.01	6,391,051.39	4,764,571.70	4,399,848.20
	General Fund Over/(Under) Prior Period	998,180.93	1,497,823.86	1,547,557.43	(717,167.06)	(958,563.92)	(1,204,121.99)	404,967.42	985,802.98	1,480,441.62	1,626,479.69	364,723.50	
	General Fund Cumulative Change for Periods Shown	6,026,124.46	5,027,943.53	3,530,119.67	1,982,562.24	2,699,729.30	3,658,293.22	4,862,415.21	4,457,447.79	3,471,644.81	1,991,203.19	364,723.50	
Road & Bridge M&O													
F15	County Wide	341,842.65	378,620.01	285,411.34	269,007.62	247,933.84	231,323.63	415,645.89	590,087.10	266,135.87	214,879.76	325,631.63	509,505.66
F16	Precinct No 1	268,572.55	241,992.22	241,285.37	245,176.66	314,264.01	419,950.01	310,192.73	159,578.97	288,106.85	214,159.86	146,948.45	159,179.79
F17	Precinct No 2	267,713.97	250,708.69	263,049.77	258,790.65	290,025.28	437,336.83	225,655.61	238,217.17	214,371.88	129,291.12	143,620.74	86,973.43
F18	Precinct No 3	268,676.90	143,588.42	266,091.82	255,513.57	302,798.14	356,974.50	189,553.20	94,153.92	261,697.98	131,482.78	89,710.29	70,734.34
F19	Precinct No 4	<u>269,015.94</u>	<u>228,968.64</u>	<u>296,509.28</u>	<u>242,510.97</u>	<u>296,473.77</u>	<u>334,265.94</u>	<u>297,466.40</u>	<u>205,119.63</u>	<u>294,441.60</u>	<u>144,424.27</u>	<u>87,076.99</u>	<u>33,853.74</u>
	Sub-Total R&B	1,415,822.01	1,243,877.98	1,352,347.58	1,270,999.47	1,451,495.04	1,779,850.91	1,438,513.83	1,287,156.79	1,324,754.18	834,237.79	792,988.10	860,246.96
	Road & Bridge Over/(Under) Prior Period	171,944.03	(108,469.60)	81,348.11	(180,495.57)	(328,355.87)	341,337.08	151,357.04	(37,597.39)	490,516.39	41,249.69	(67,258.86)	
	Road & Bridge Cumulative Change for Periods Shown	555,575.05	383,631.02	492,100.62	410,752.51	591,248.08	919,603.95	578,266.87	426,909.83	464,507.22	(26,009.17)	(67,258.86)	
Overall Totals													
General / Road & Bridge M&O		11,841,794.67	10,671,669.71	9,282,315.45	7,653,409.91	8,551,072.54	9,837,992.33	10,700,777.24	10,144,452.78	9,196,247.19	7,225,289.18	5,557,559.80	5,260,095.16
	Overall Over/(Under) Prior Period	1,170,124.96	1,389,354.26	1,628,905.54	(897,662.63)	(1,286,919.79)	(862,784.91)	556,324.46	948,205.59	1,970,958.01	1,667,729.38	297,464.64	
	Overall Cumulative Change for Periods Shown	6,581,699.51	5,411,574.55	4,022,220.29	2,393,314.75	3,290,977.38	4,577,897.17	5,440,682.08	4,884,357.62	3,936,152.03	1,965,194.02	297,464.64	

**FY2014-2015
GILLESPIE COUNTY, TEXAS
STATEMENT OF
Fund Cash/Investment Balances of County Funds
Managed by County Treasurer**

Reporting Period for Maintenance & Operating, COB/GOB Operating & I&S, Special Revenue, Special Revenue..Grants, Trust and Agency	FY2015	FY2014	FY2013	FY2012	FY2011	FY2010	FY2009	FY2008	FY2007	FY2006	FY2005	FY2004	FY2003	FY2002	FY2001
October	17,978,164.94	25,230,555.83	8,816,582.93	9,537,288.92	10,782,786.00	11,614,108.61	10,952,885.50	9,958,440.67	7,952,494.30	6,412,175.43	5,710,864.59	5,339,657.00	5,562,776.43	5,033,726.92	4,347,101.24
November	17,265,750.38	24,953,535.22	8,890,316.88	9,228,798.73	10,570,060.92	11,537,538.96	10,498,889.31	10,152,409.10	8,025,261.13	6,492,254.19	5,815,771.82	5,220,602.83	5,513,508.58	4,915,333.89	4,073,098.62
December	18,099,680.09	26,637,026.05	11,373,696.92	10,169,466.12	11,532,479.69	12,910,952.83	11,682,933.59	10,684,794.29	8,972,555.93	7,597,535.16	6,569,101.79	5,773,095.57	6,725,293.46	5,464,922.96	4,553,826.12
January	21,177,485.65	28,516,107.73	13,685,971.08	13,393,446.13	14,318,444.26	15,498,047.87	14,366,261.90	13,481,253.20	11,165,036.24	9,488,659.54	8,523,475.25	7,456,134.19	7,390,382.57	6,921,671.85	5,917,064.54
February	22,683,610.22	29,162,422.51	14,892,438.88	14,337,413.69	15,203,602.68	15,956,038.21	15,735,998.80	14,555,820.37	12,335,852.17	10,433,012.87	9,341,225.17	8,739,837.04	8,067,857.08	7,169,069.03	6,421,291.43
March	21,915,869.23	28,011,622.33	14,353,262.89	13,961,224.66	14,605,425.43	15,787,975.99	15,568,191.69	14,421,603.69	12,279,235.33	10,316,847.09	9,342,261.49	8,166,505.99	7,877,519.02	6,846,516.10	6,255,513.63
April	19,863,672.60	26,965,965.28	14,036,410.76	13,204,240.38	14,182,107.24	14,911,731.87	15,332,630.30	14,171,385.04	12,168,084.51	10,225,221.29	9,153,636.99	7,706,537.20	7,632,850.74	6,879,522.09	6,165,584.41
May	19,534,757.94	25,202,625.86	13,381,534.31	12,853,474.81	13,180,018.23	14,443,624.89	14,826,308.29	13,675,832.00	11,856,634.81	10,019,168.98	9,181,379.67	7,645,857.66	7,396,585.22	6,758,604.54	5,872,305.69
June	18,530,454.23	23,610,769.72	27,806,922.21	11,927,636.15	12,450,284.14	13,583,948.59	14,202,648.08	13,175,542.95	11,508,032.29	9,433,093.74	8,832,285.06	7,186,622.71	7,107,557.40	6,426,986.33	5,398,788.82
July	17,462,407.18	21,673,344.14	26,973,808.70	11,234,719.43	11,652,419.87	13,105,834.49	13,620,954.46	12,336,729.42	11,412,064.22	9,030,022.51	8,376,255.12	6,807,050.38	6,620,898.14	6,217,837.20	4,751,943.98
August	16,349,354.15	19,928,413.83	25,790,313.41	10,192,089.49	11,033,361.48	12,483,092.82	12,578,256.55	11,932,892.72	10,883,175.64	8,667,571.59	7,898,769.17	6,509,004.74	5,964,701.17	5,922,921.90	4,309,221.50
September	15,336,745.28	18,465,597.00	25,364,538.77	9,249,883.17	10,060,273.87	11,399,750.14	12,236,834.57	11,640,132.20	10,474,427.70	8,299,421.01	6,600,165.99	5,886,940.47	5,731,396.90	5,654,746.62	4,084,176.41
FY Monthly Average	18,849,829.32	24,863,165.46	17,113,816.48	11,607,473.47	12,464,271.98	13,602,720.44	13,466,899.42	12,515,569.64	10,752,737.86	8,867,915.28	7,945,432.68	6,869,820.48	6,799,277.23	6,184,321.62	5,179,159.70
<div style="border: 1px solid black; padding: 2px; width: fit-content; margin: 5px auto;"> GOB Series 2013, Jail Construction Project, bond funding accounted for sudden increase in balance... LL </div>															
Current Reported Month and Fiscal Year To Date															
Over / (Under)															
Same Month Prior Year	(3,128,851.72)														
Prior Fiscal Year End	(3,128,851.72)	(6,898,941.77)	16,114,655.60	(810,390.70)	(1,339,476.27)	(837,084.43)	596,702.37	1,165,704.50	2,175,006.69	1,699,255.02	713,225.52	155,543.57	76,650.28	1,570,570.21	(491,056.48)

FY2014-2015
GILLESPIE COUNTY, TEXAS
STATEMENT OF
Fund Cash/Investment Balances of County Funds
Managed by County Treasurer

FY2000	FY1999	FY1998	FY1997	FY1996	FY1995	FY1994	FY1993	FY1992	FY1991	F1990	FY1989	FY1988	FY1987	FY1986	FY1985	Monthly Average All Years	Reporting Period for Maintenance & Operating, COB/GOB Operating & I&S, Special Revenue, Special Revenue..Grants, Trust and Agency
4,138,349.94	2,869,048.51	2,322,043.99	1,853,442.32	1,554,442.37	1,968,633.68	1,677,992.97	1,738,021.70	1,766,907.01	1,656,979.55	1,479,994.82	1,489,873.32	773,740.58	785,053.51	551,992.07	792,093.37	5,569,297.39	October
3,944,234.24	2,806,697.13	2,287,658.80	1,738,403.49	1,588,939.20	2,054,228.71	1,872,272.98	1,664,926.42	1,867,311.17	1,738,597.34	1,603,024.84	1,422,802.33	793,137.76	666,242.80	494,761.58	623,030.66	5,494,174.19	November
4,285,123.56	3,467,225.42	2,370,460.19	2,015,412.36	1,553,702.23	2,102,455.14	2,004,156.61	1,927,643.72	2,009,086.57	2,071,100.64	1,749,440.24	1,522,220.64	794,004.97	638,401.65	515,396.75	592,516.53	6,076,313.15	December
5,211,901.34	4,747,606.42	3,294,281.32	2,843,260.54	2,472,762.49	2,546,555.58	2,422,956.29	2,234,617.11	2,447,087.69	2,241,349.45	2,187,618.39	1,886,694.05	1,176,726.03	895,393.31	987,264.23	911,641.21	7,413,134.11	January
5,911,367.71	5,322,878.29	3,993,869.93	3,407,005.87	2,960,651.56	2,960,114.57	2,786,604.82	2,577,390.38	2,873,613.36	2,643,751.97	2,515,707.05	2,279,290.31	1,697,770.08	1,530,430.47	1,707,926.04	1,288,936.99	8,112,670.95	February
5,804,576.79	5,276,473.40	3,867,713.74	3,383,796.71	2,916,434.18	2,701,020.25	2,817,055.25	2,446,335.40	2,811,958.62	2,589,532.80	2,424,636.02	2,300,423.71	1,879,466.93	1,572,385.72	1,654,964.77	1,261,996.19	7,916,720.81	March
5,611,303.40	5,147,026.03	3,856,248.10	3,370,510.51	2,844,956.24	2,603,667.16	2,814,731.50	2,446,965.20	2,846,044.26	2,647,946.48	2,446,382.46	2,354,485.13	1,884,438.19	1,647,314.57	1,771,308.72	1,360,124.93	7,685,581.73	April
5,597,496.54	5,145,729.29	3,729,564.69	3,275,787.89	2,651,158.09	2,420,785.62	2,795,038.54	2,614,500.86	2,664,830.17	2,595,986.23	2,402,307.66	2,282,817.61	1,897,795.66	1,472,593.18	1,691,409.95	1,210,356.42	7,428,286.17	May
5,229,130.33	4,896,201.25	3,531,314.01	2,987,283.92	2,535,222.99	2,084,641.35	2,586,555.11	2,371,095.71	2,474,786.80	2,436,392.72	2,319,796.07	2,217,931.41	1,815,598.58	1,439,656.15	1,651,635.17	1,129,347.73	7,512,521.35	June
5,019,100.05	4,695,468.93	3,445,413.11	2,962,321.73	2,375,375.37	2,030,459.33	2,324,665.35	2,086,490.66	2,166,748.69	2,373,369.73	2,247,875.53	2,067,556.08	1,770,363.23	1,314,952.63	1,548,746.47	998,709.28	7,119,480.82	July
4,875,181.07	4,508,722.39	3,369,985.56	2,786,747.61	2,218,481.28	1,819,617.83	2,263,605.13	2,029,973.96	2,078,961.54	2,158,156.49	1,995,691.66	1,950,450.56	1,733,930.99	1,181,205.11	1,466,150.68	824,648.71	6,700,150.02	August
4,575,232.89	4,394,094.37	3,208,449.92	2,590,681.06	2,098,133.77	1,584,937.70	2,069,733.13	1,872,419.95	1,917,213.24	2,014,947.50	1,766,243.49	1,643,269.78	1,541,576.26	770,951.77	839,823.87	671,522.07	6,259,492.29	September
5,016,916.49	4,439,764.29	3,273,083.61	2,767,887.83	2,314,188.31	2,239,759.74	2,369,613.97	2,167,531.76	2,327,045.76	2,264,009.24	2,094,893.19	1,951,484.58	1,479,879.11	1,159,548.41	1,240,115.03	972,077.01		
181,138.52	1,185,644.45	617,768.86	492,547.29	513,196.07	(484,795.43)	197,313.18	(44,793.29)	(97,734.26)	248,704.01	122,973.71	101,693.52	770,624.49	(68,872.10)	168,301.80			

NOTE: Rollback election held April 05, 1986 ... rollback passed

GILLESPIE COUNTY, TEXAS
 COUNTY SALES TAX ALLOCATION SUMMARY
 March 1988 through FY2015

Allocation Period	Received	Tax Collection	Calendar Year												Total All Years				
			FY1988	FY1989	FY1990	FY1991	FY1992	FY1993	FY1994	FY1995	FY1996	FY1997	FY1998	FY1999		FY2000	FY2001	FY2002	FY2003
October	August	22,614.86	26,581.55	33,537.36	36,892.75	41,801.10	49,891.91	82,743.15	58,486.86	52,039.58	54,937.86	50,951.69	65,241.66	66,865.34	75,743.16	81,976.96	77,478.63	82,681.54	82,681.54
November	September and 3rd Quarter	43,215.06	44,231.67	43,279.83	50,014.92	55,881.19	64,445.89	64,104.87	61,441.85	62,637.05	66,939.70	74,731.00	69,172.12	86,097.63	88,692.77	87,008.90	94,471.11	103,544.31	103,544.31
December	October	24,372.61	27,072.59	27,183.79	32,965.87	49,151.47	46,769.87	46,349.36	49,676.22	60,611.06	60,993.07	70,326.26	59,712.49	85,955.47	82,667.48	77,782.13	84,302.14	87,745.88	87,745.88
January	November	23,143.13	28,570.51	34,866.95	33,040.99	47,672.78	61,026.80	58,115.99	55,693.53	56,392.42	60,499.63	59,712.49	79,145.12	77,326.63	85,504.02	80,568.74	80,680.57	92,483.12	92,483.12
February	December, 4th Quarter, Yearly	55,088.79	55,601.40	56,692.45	64,014.68	85,296.84	86,415.96	79,879.42	75,116.79	82,205.56	94,754.60	105,116.56	99,795.36	104,689.49	112,735.48	104,067.24	115,871.28	121,222.18	121,222.18
March	January	10,048.12	19,376.35	22,842.31	27,766.80	42,841.80	37,823.28	44,898.12	50,129.00	45,435.42	53,515.01	59,649.70	66,084.12	69,317.65	72,330.32	62,331.14	70,741.63	65,194.79	65,194.79
April	February	13,766.26	18,223.31	22,431.61	26,567.86	42,460.30	69,059.85	45,858.42	50,129.00	45,435.42	53,515.01	59,649.70	66,084.12	69,317.65	72,330.32	62,331.14	70,741.63	65,194.79	65,194.79
May	March and 1st Quarter	37,630.57	41,151.11	44,480.87	46,655.96	66,318.77	57,489.64	64,876.89	62,424.84	71,468.21	69,091.17	91,409.71	96,441.51	93,043.82	94,505.94	93,443.25	102,949.16	112,599.80	112,599.80
June	April	24,530.57	24,059.33	31,603.80	41,813.33	48,605.58	44,647.36	48,588.21	58,749.69	61,697.08	77,574.05	72,275.15	70,155.54	79,441.16	92,403.56	87,764.45	89,329.15	105,312.44	105,312.44
July	May	20,139.41	24,953.23	27,959.52	34,719.01	43,922.13	49,464.53	48,368.42	54,962.82	57,092.55	64,608.17	59,958.51	76,576.31	87,695.36	89,767.62	86,277.93	82,641.66	94,818.84	94,818.84
August	June and 2nd Quarter	46,170.12	46,397.69	50,886.17	50,868.66	58,425.43	73,116.78	67,507.13	66,689.81	60,548.35	72,612.17	84,456.60	98,754.28	91,921.77	118,409.57	90,669.86	95,008.16	113,562.54	120,028.46
September	July	24,924.06	28,456.24	28,987.84	33,905.34	56,740.88	52,232.41	46,155.60	61,535.89	71,272.01	70,667.09	72,854.10	69,870.60	74,040.54	81,351.52	82,709.52	84,660.29	88,592.39	100,874.13
Total Per Year		177,209.11	371,069.14	406,705.37	447,587.81	531,788.15	654,863.55	679,601.81	714,336.98	713,466.19	742,999.64	814,374.71	870,123.86	947,268.24	996,071.14	1,045,200.46	1,006,093.44	1,072,404.53	1,172,245.33
Total All Years		177,209.11	548,278.25	954,883.62	1,402,571.43	1,934,359.58	2,589,223.13	3,268,824.94	3,983,161.92	4,696,628.11	5,439,627.75	6,254,002.46	7,124,126.32	8,071,394.56	9,067,465.70	10,112,666.16	11,118,759.60	12,191,164.13	13,363,409.46
\$ Inc / (Dec) Over Prior Year		193,860.03	35,636.23	40,882.44	84,200.34	123,075.40	24,738.26	34,735.17	(670.79)	29,533.45	71,375.07	55,749.15	77,144.38	48,802.80	49,129.32	(39,107.02)	66,311.09	99,840.80	99,840.80
% Inc / Dec Over Prior Year		109.40%	9.60%	10.05%	18.81%	23.14%	3.78%	5.11%	-0.12%	4.14%	9.61%	8.85%	8.87%	5.15%	4.93%	-3.74%	6.59%	9.31%	9.31%
Calendar Year		0.00	267,411.64	378,752.42	412,820.54	463,560.47	558,648.27	669,137.56	711,691.42	690,744.53	719,148.96	750,582.57	827,513.03	894,454.16	950,041.96	1,020,031.58	1,044,865.04	1,015,577.33	1,090,124.38
\$ Inc / (Dec) Over Prior Year		267,411.64	111,240.78	34,068.12	50,739.83	95,087.80	110,489.29	42,553.86	(20,946.89)	28,404.43	31,433.61	76,930.46	66,971.13	55,557.80	69,869.62	24,833.46	(29,287.71)	74,547.05	74,547.05

GILLESPIE COUNTY, TEXAS
COUNTY SALES TAX ALLOCATION SUMMARY

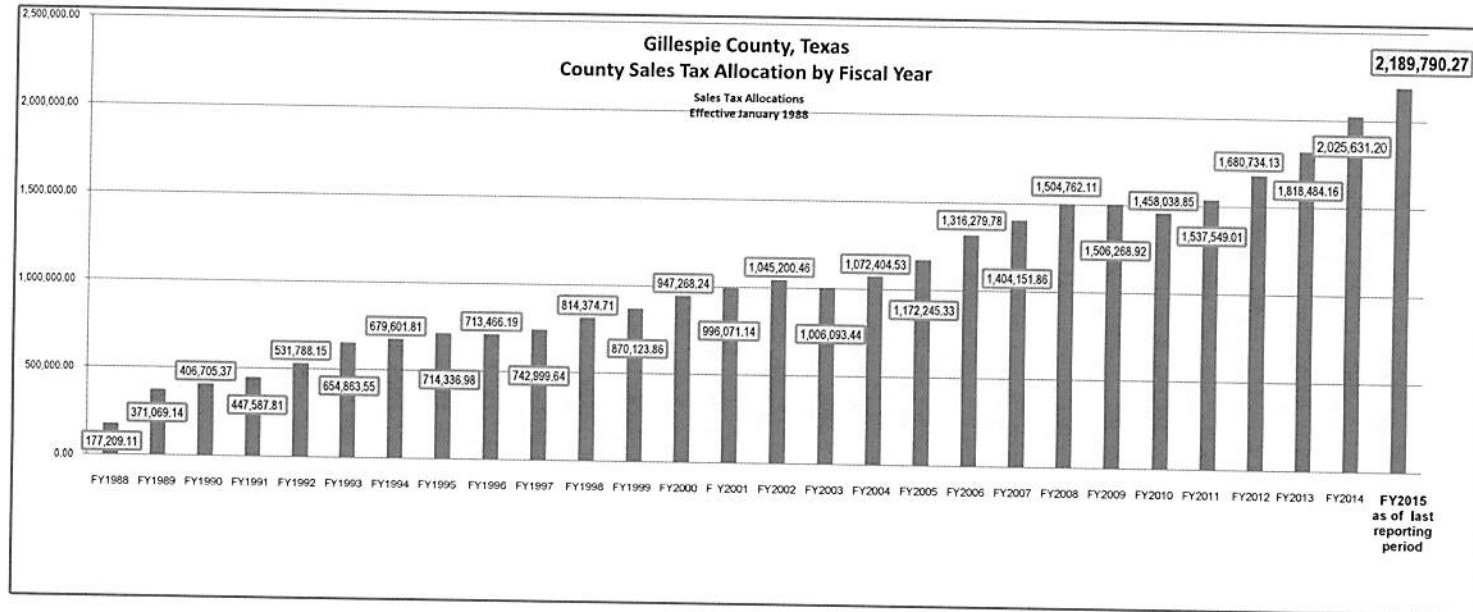
March 1988 through FY2015

FY2006	FY2007	FY2008	FY2009	FY2010	FY2011	FY2012	FY2013	FY2014	FY2015	Tax Collection Period Covered	Period Tax Allocation Received	Overall Average Per Month	FY2014 Over/Under Same Month Of	YTD
95,196.86	106,167.81	115,258.59	118,217.21	102,116.77	112,243.87	125,892.57	141,081.58	146,138.89	157,617.68	August	October	80,759.17	11,478.69	11,478.69
110,963.24	122,702.26	130,133.07	134,938.43	123,352.45	139,931.32	131,441.01	134,815.56	165,928.20	184,385.11	September and 3rd Quarter	November	94,017.80	18,436.91	29,915.60
100,977.05	106,040.22	118,582.93	120,353.68	121,763.89	122,844.30	127,081.99	144,995.63	158,611.46	185,647.66	October	December	84,852.01	27,036.20	56,951.80
107,956.62	116,856.59	121,835.04	124,899.65	114,005.56	129,099.50	135,485.95	156,063.01	159,082.75	173,843.05	November	January	87,133.02	14,760.30	71,712.10
137,746.11	151,528.51	158,719.04	156,720.77	152,630.88	164,529.87	171,080.19	193,126.02	202,308.32	223,742.03	December, 4th Quarter, Yearly	February	118,914.66	21,433.71	93,145.81
89,543.91	88,396.24	99,481.19	98,684.79	90,354.94	97,024.18	107,810.68	120,617.71	136,428.71	141,523.60	January	March	69,969.53	5,094.89	96,240.70
87,212.18	92,872.45	104,111.05	99,616.55	93,204.54	92,537.54	118,975.35	134,236.14	148,888.39	146,888.39	February	April	72,169.31	81.32	96,322.02
125,021.99	132,335.88	133,405.05	141,709.49	148,772.69	153,252.45	177,892.27	187,322.27	195,085.16	203,013.55	March and 1st Quarter	May	102,699.47	7,928.39	106,250.41
109,484.20	113,117.58	133,410.60	129,041.03	127,965.46	129,743.30	144,969.57	152,170.48	189,564.70	184,387.61	April	June	89,268.28	(5,177.69)	101,073.32
112,088.28	119,846.83	122,186.26	117,201.96	116,809.95	125,153.69	140,436.50	154,274.37	165,319.97	187,207.85	May	July	86,252.41	21,887.68	122,961.20
130,749.36	138,119.40	142,780.87	136,001.87	141,909.04	153,274.75	160,837.54	146,681.30	187,789.04	216,770.81	June and 2nd Quarter	August	105,783.13	28,981.77	151,942.97
108,739.98	116,168.09	124,848.42	128,883.49	125,112.90	117,914.04	138,870.51	151,120.09	172,568.83	184,784.93	July	September	89,251.45	12,216.10	164,159.07
1,316,279.76	1,404,151.86	1,504,762.11	1,506,268.92	1,458,038.85	1,537,549.01	1,680,764.13	1,818,484.16	2,025,631.20	2,189,790.27	Total Per Year		Average Per Year		
14,679,689.24	16,083,841.10	17,588,603.21	19,064,872.13	20,552,910.98	22,090,459.99	23,771,224.12	25,589,708.28	27,615,339.48	29,805,129.75	Total All Years		1,022,790.35	Over / Under Last Year	164,159.07
144,034.45	87,872.08	100,610.25	1,506.81	(48,230.07)	79,510.16	143,215.12	137,720.03	207,147.04	164,159.07	\$ Inc / (Dec) Over Prior Year		Annual Average \$ Inc / (Dec)		74,540.04
12.29%	6.68%	7.17%	0.10%	-3.20%	5.45%	9.31%	8.19%	11.39%	8.10%	% Inc / -Dec Over Prior Year				
CY2005	CY2006	CY2007	CY2008	CY2009	CY2010	CY2011	CY2012	CY2013	CY2014					
1,205,410.75	1,344,052.92	1,433,216.16	1,514,296.84	1,479,892.71	1,485,825.03	1,546,945.29	1,717,241.33	1,868,270.04	2,082,583.00					
115,286.37	138,642.17	89,163.24	81,080.68	(34,304.13)	5,832.32	61,120.26	170,296.04	151,028.71	214,312.96					

NOTATION: sales tax allocation was reduced by an audit collection of \$25,072.31, initiated by a computer error on 9/2/12 transactions outside the City of Fredericksburg but was incorrectly netted to County would have been no less than \$179,876.00 - 2013/08/18, LL

GILLESPIE COUNTY, TEXAS
 COUNTY SALES TAX ALLOCATION SUMMARY

March 1988 through FY2015



GILLESPIE COUNTY, TEXAS
REPAYMENT OF ERRONEOUS RECEIPT OF SALES AND USE TAX

January 1997 Through October 2016

Year	1997	1998	1999	2000	2001	2002	2003	2004	2005	2006	2007	2008	2009	2010	2011	2012	2013	2014	2015	2016	
Year	Year 1	Year 2	Year 3	Year 4	Year 5	Year 6	Year 7	Year 8	Year 9	Year 10	Year 11	Year 12	Year 13	Year 14	Year 15	Year 16	Year 17	Year 18	Year 19	Year 20	
Actual Balance At Year Start	211,870.02	201,276.54	190,683.06	180,089.58	169,496.10	158,902.62	148,309.14	137,715.66	127,122.18	116,528.70	105,935.22	95,341.74	84,748.26	74,154.78	63,561.30	52,967.82	42,374.34	31,780.86	21,187.38	10,593.90	
January	2,648.37	2,648.37	2,648.37	2,648.37	2,648.37	2,648.37	2,648.37	2,648.37	2,648.37	2,648.37	2,648.37	2,648.37	2,648.37	2,648.37	2,648.37	2,648.37	2,648.37	2,648.37	2,648.37	2,648.37	2,648.37
April	2,648.37	2,648.37	2,648.37	2,648.37	2,648.37	2,648.37	2,648.37	2,648.37	2,648.37	2,648.37	2,648.37	2,648.37	2,648.37	2,648.37	2,648.37	2,648.37	2,648.37	2,648.37	2,648.37	2,648.37	2,648.37
July	2,648.37	2,648.37	2,648.37	2,648.37	2,648.37	2,648.37	2,648.37	2,648.37	2,648.37	2,648.37	2,648.37	2,648.37	2,648.37	2,648.37	2,648.37	2,648.37	2,648.37	2,648.37	2,648.37	2,648.37	2,648.37
October	2,648.37	2,648.37	2,648.37	2,648.37	2,648.37	2,648.37	2,648.37	2,648.37	2,648.37	2,648.37	2,648.37	2,648.37	2,648.37	2,648.37	2,648.37	2,648.37	2,648.37	2,648.37	2,648.37	2,648.37	2,648.37
Total Remitted To Date	10,593.48	21,186.96	31,780.44	42,373.92	52,967.40	63,560.88	74,154.36	84,747.84	95,341.32	105,934.80	116,528.28	127,121.76	137,715.24	148,308.72	158,902.20	169,495.68	180,089.16	190,682.64	201,276.12		
Actual Balance To Date	201,276.54	190,683.06	180,089.58	169,496.10	158,902.62	148,309.14	137,715.66	127,122.18	116,528.70	105,935.22	95,341.74	84,748.26	74,154.78	63,561.30	52,967.82	42,374.34	31,780.86	21,187.38	10,593.90		
Projected Balance At Year End	201,276.54	190,683.06	180,089.58	169,496.10	158,902.62	148,309.14	137,715.66	127,122.18	116,528.70	105,935.22	95,341.74	84,748.26	74,154.78	63,561.30	52,967.82	42,374.34	31,780.86	21,187.38	10,593.90	0.00	

Gillespie County proposal of repayment (as outlined in letter of October 18, 1996) as accepted by State Comptroller for 20 years beginning January 01, 1997:
 Gillespie County will make 80 quarterly payments (due first of each month: January, April, July, and October) for 20 years beginning January 01, 1997:
 79 quarterly payments of \$2,648.37 each beginning on January 01, 1997 through July 01, 2016 and a final payment of \$2,648.79 on October 01, 2016 for a total of \$211,870.02.

Gillespie County, Texas

Hotel Occupancy Tax ... Quarterly Recaps
As of September 30, 2015

	Collection/Remittance Period	Collections		Disbursements		Cash Balance
		HOT & P&I Interest Earnings	Convention & Visitors Bureau	Organizations etc		
FY2016	3rd Quarter 2016					538,177.10
	2nd Quarter 2016					538,177.10
	1st Quarter 2016					538,177.10
	4th Quarter 2015					538,177.10
FY2015	3rd Quarter 2015		115,558.26		(881.94)	538,177.10
	Sub-Total	116,440.20	115,558.26	0.00	(881.94)	
	2nd Quarter 2015		120,944.22	127,742.50	118,000.00	421,736.90
	1st Quarter 2015		122,937.00			546,535.18
	4th Quarter 2014		104,239.90	127,742.50		423,598.18
FY2014	3rd Quarter 2014		120,711.31			447,100.78
	Sub-Total	95,347.43	468,832.43	255,485.00	118,000.00	
	2nd Quarter 2014		95,362.58	111,163.00	120,000.00	326,389.47
	1st Quarter 2014		92,050.01			462,189.89
	4th Quarter 2013		90,687.97	111,163.00		370,139.88
FY2013	3rd Quarter 2013		82,776.94			390,614.91
	Sub-Total	18,551.50	360,877.50	222,326.00	120,000.00	
	2nd Quarter 2013		82,927.36	96,357.50	80,000.00	307,837.97
	1st Quarter 2013		102,188.41			401,268.11
	4th Quarter 2012		56,763.25	96,357.50		299,079.70
FY2012	3rd Quarter 2012		69,377.43			338,673.95
	Sub-Total	38,541.45	311,256.45	192,715.00	80,000.00	
	2nd Quarter 2012		76,505.61	84,193.50	11,000.00	269,296.52
	1st Quarter 2012		67,043.98		69,000.00	287,984.41
	4th Quarter 2011		63,485.70	84,193.50		289,940.43
FY2011	3rd Quarter 2011		62,766.18			310,648.23
	Sub-Total	21,414.47	269,801.47	168,387.00	80,000.00	
	2nd Quarter 2011		60,050.07	80,530.57		247,882.05
	1st Quarter 2011		61,473.10		80,000.00	268,362.55
	4th Quarter 2010		47,182.38	80,530.57		286,889.45
FY2010	3rd Quarter 2010		67,036.85			320,237.64
	Sub-Total	(5,318.74)	235,742.40	161,061.14	80,000.00	
	2nd Quarter 2010		47,363.32	82,089.00	61,500.00	253,200.79
	1st Quarter 2010		67,910.43			349,426.47
	4th Quarter 2009		46,539.68	82,089.00		281,516.04
FY2009	3rd Quarter 2009		63,672.15			317,065.36
	Sub-Total	(192.42)	225,485.58	164,178.00	61,500.00	
	2nd Quarter 2009		55,182.22			253,393.21
	1st Quarter 2009		68,196.40	80,854.20		198,210.99
	4th Quarter 2008		43,834.09	80,854.20		210,868.79
FY2008	3rd Quarter 2008		75,474.18		15,000.00	247,888.90
	Sub-Total	65,978.49	242,686.89	161,708.40	15,000.00	
	2nd Quarter 2008		52,205.02	100,000.00		187,414.72
	1st Quarter 2008		62,603.17			235,209.70
	4th Quarter 2007		53,485.43			172,606.53
FY2007	3rd Quarter 2007		61,352.43			119,121.10
	Sub-Total	129,646.05	229,646.05	100,000.00	0.00	
	2nd Quarter 2007		57,271.57			57,768.67
	1st Quarter 2007		497.10	0.00	0.00	497.10
	Sub-Total	57,768.67	57,768.67	0.00	0.00	
				1,425,860.54	553,618.06	
Revenues \$		2,517,655.70				
Totals All Years				Net Cash Effect \$		538,177.10
		Expenditures \$		1,979,478.60		

GILLESPIE COUNTY, TEXAS

GOB Series 2010 Refunding Bonds ... December.2010
 Post COB Series 2001 ... September.2001

Bond Redemptions & Interest Payment Schedule
 February.2011 through February.2021

	Year 1 2011	Year 2 2012	Year 3 2013	Year 4 2014	Year 5 2015	Year 6 2016	Year 7 2017	Year 8 2018	Year 9 2019	Year 10 2020	Year 11 2021	
Actual Balance At Year Start	1,839,134.46	1,779,647.50	1,603,672.50	1,429,447.50	1,247,370.00	1,067,992.50						Actual Balance At Year Start
February bonds interest	35,000.00 6,079.46	140,000.00 18,407.50	140,000.00 17,567.50	150,000.00 16,657.50	150,000.00 15,420.00							bonds interest February
August bonds interest	0.00 18,407.50	0.00 17,567.50	0.00 16,657.50	0.00 15,420.00	0.00 13,957.50							bonds interest August
Total Remitted To Date	59,486.96	235,461.96	409,686.96	591,764.46	771,141.96	771,141.96	771,141.96	771,141.96	771,141.96	771,141.96	771,141.96	Total Remitted To Date
Actual Balance To Date	1,779,647.50	1,603,672.50	1,429,447.50	1,247,370.00	1,067,992.50							Actual Balance To Date
Projected Pymnt Per Year	59,486.96	175,975.00	174,225.00	182,077.50	179,377.50	176,265.00	177,677.50	178,540.00	178,865.00	178,670.00	177,975.00	Projected Pymnt Per Year
Projected Balance At Year End	1,779,647.50	1,603,672.50	1,429,447.50	1,247,370.00	1,067,992.50	891,727.50	714,050.00	535,510.00	356,645.00	177,975.00	0.00	Projected Balance At Year End

\$1,988,356.26	COB Series 2001 Debt Service on Refunded Bonds	\$1,590,000.00	Principal	\$1,590,000.00	Series 2010 Sources of Funds..Proceeds of Bonds
\$1,839,134.46	GOB Series 2010 Refunded Bonds	\$249,134.46	interest	\$38,746.50	Cost of Issuance
\$149,221.80	Net savings	\$1,839,134.46	GOB Series 2010, Refunding Bonds	\$1,551,253.50	Deposit to Escrow

Original Certificates of Obligation Bonds Series 2001 payments started February 2002
 Series 2010 Refunding ... Interest and Bond Redemptions due February of each year starting February of 2011
 Series 2010 Refunding ... Interest only due August of each year starting August of 2011

GILLESPIE COUNTY, TEXAS

GOB Series 2013 ... Jail Project

Bond Redemptions Interest Payment Schedule
February 2014 through February 2033

Schedule Bond Redemption & Interest Payment	Initial Receipt of Bonds June 2013	Year 1 2014	Year 2 2015	Year 3 2016	Year 4 2017	Year 5 2018	Year 6 2019	Year 7 2020	Year 8 2021	Year 9 2022	Year 10 2023
Projected Balances At Year Start	20,429,713.00	20,429,713.00	19,408,475.00	18,387,525.00	17,367,275.00	16,347,925.00	15,324,725.00	14,300,875.00	13,279,650.00	12,256,300.00	11,234,800.00
February bonds	0.00	395,000.00	530,000.00	540,000.00	550,000.00	565,000.00	580,000.00	595,000.00	620,000.00	645,000.00	670,000.00
interest	0.00	378,113.00	248,125.00	242,825.00	237,425.00	231,925.00	226,275.00	217,575.00	208,650.00	194,700.00	181,800.00
August bonds	0.00	0.00	0.00	0.00	0.00	0.00	0.00	0.00	0.00	0.00	0.00
interest	0.00	248,125.00	242,825.00	237,425.00	231,925.00	226,275.00	217,575.00	208,650.00	194,700.00	181,800.00	168,400.00
Projected Total Remittance	0.00	1,021,238.00	2,042,188.00	3,062,438.00	4,081,788.00	5,104,988.00	6,128,838.00	7,150,063.00	8,173,413.00	9,194,913.00	10,215,113.00
Project Balances At Year End	20,429,713.00	19,408,475.00	18,387,525.00	17,367,275.00	16,347,925.00	15,324,725.00	14,300,875.00	13,279,650.00	12,256,300.00	11,234,800.00	10,214,600.00
Bonds issued June 2014											
Principal and interest payments due February of each year starting February of 2014											
Interest only payments due August of each year starting August of 2014											

Outstanding Tax Secured Debt	Initial Receipt of Bonds June 2013	Year 1 2014	Year 2 2015	Year 3 2016	Year 4 2017	Year 5 2018	Year 6 2019	Year 7 2020	Year 8 2021	Year 9 2022	Year 10 2023
Balances At Year Start	20,429,713.00	20,429,713.00	19,408,475.50	18,387,525.50							
February bonds	0.00	395,000.00	530,000.00								
interest	0.00	378,112.50	248,125.00								
August bonds	0.00	0.00	0.00								
interest	0.00	248,325.00	242,825.00								
adjustment		(200.00)									
Total Annual Remittances	0.00	1,021,237.50	1,020,950.00								
Total Remittances To Date	0.00	1,021,237.50	2,042,187.50								

GILLESPIE COUNTY, TEXAS

GOB Series 2013 ... Jail Project

Bond Redemptions Interest Payment Schedule
February.2014 through February.2033

Schedule Bond Redemption & Interest Payment	Year 11 2024	Year 12 2025	Year 13 2026	Year 14 2027	Year 15 2028	Year 16 2029	Year 17 2030	Year 18 2031	Year 19 2032	Year 20 2033
Projected Balances At Year Start	10,214,600.00	9,191,800.00	8,172,500.00	7,152,800.00	6,129,000.00	5,107,400.00	4,084,300.00	3,061,100.00	2,039,200.00	1,020,000.00
February bonds	700,000.00	725,000.00	755,000.00	790,000.00	820,000.00	855,000.00	890,000.00	925,000.00	960,000.00	1,000,000.00
February interest	168,400.00	154,400.00	139,900.00	124,800.00	109,000.00	92,600.00	75,500.00	57,700.00	39,200.00	20,000.00
August bonds	0.00	0.00	0.00	0.00	0.00	0.00	0.00	0.00	0.00	0.00
August interest	154,400.00	139,900.00	124,800.00	109,000.00	92,600.00	75,500.00	57,700.00	39,200.00	20,000.00	0.00
Projected Total Remittance	11,237,913.00	12,257,213.00	13,276,913.00	14,300,713.00	15,322,313.00	16,345,413.00	17,368,613.00	18,390,513.00	19,409,713.00	20,429,713.00
Project Balances At Year End	9,191,800.00	8,172,500.00	7,152,800.00	6,129,000.00	5,107,400.00	4,084,300.00	3,061,100.00	2,039,200.00	1,020,000.00	0.00
Bonds Issued June.2014										
Principal and Interest payments due February of each year starting February of 2014										
Interest only payments due August of each year starting August of 2014										

Outstanding Tax Secured Debt	Year 11 2024	Year 12 2025	Year 13 2026	Year 14 2027	Year 15 2028	Year 16 2029	Year 17 2030	Year 18 2031	Year 19 2032	Year 20 2033
Balances At Year Start										
February bonds interest										
August bonds interest										
Total Annual Remittances										
Total Remittances To Date										

GILLESPIE COUNTY, TEXAS
Capital Assets Lease/Purchase ... Contract 6451, September.2013
Road & Bridge Departments

PROJECTED Payments

PROJECTED Payments	FY2014			FY2015			FY2016			FY2017			FY2018			FY2019		
	Total Payment	Principal	Interest	Total Payment	Principal	Interest	Total Payment	Principal	Interest	Total Payment	Principal	Interest	Total Payment	Principal	Interest	Total Payment	Principal	Interest
Balance At Year Start	313,262.40			261,052.00			198,399.52			135,747.04			73,094.56			10,442.08		
October				5,221.04			5,221.04			5,221.04			5,221.04			5,221.04		
payment																		
principal/interest				4,448.50	772.54		4,622.79	598.25		4,803.90	417.14		4,992.12	28.92		5,187.70	33.34	
November				5,221.04			5,221.04			5,221.04			5,221.04			5,221.04		
payment																		
principal/interest				4,462.77	758.27		4,637.82	583.42		4,819.31	401.73		5,008.13	212.91		5,204.37	16.67	
December				5,221.04			5,221.04			5,221.04			5,221.04			5,221.04		
payment																		
principal/interest				3,882.97	1,338.07		4,477.08	743.96		4,834.77	386.27		5,024.20	196.84				
January				5,221.04			5,221.04			5,221.04			5,221.04			5,221.04		
payment																		
principal/interest				4,322.11	898.93		4,491.44	729.60		4,850.28	370.76		5,040.31	180.73				
February				5,221.04			5,221.04			5,221.04			5,221.04			5,221.04		
payment																		
principal/interest				4,335.97	885.07		4,505.85	715.19		4,865.84	355.20		5,056.48	164.56				
March				5,221.04			5,221.04			5,221.04			5,221.04			5,221.04		
payment																		
principal/interest				4,349.88	871.16		4,520.30	700.74		4,881.45	339.59		5,072.70	148.34				
April				5,221.04			5,221.04			5,221.04			5,221.04			5,221.04		
payment																		
principal/interest				4,363.83	857.21		4,534.80	686.24		4,712.48	508.56		5,088.97	132.07				
May				5,221.04			5,221.04			5,221.04			5,221.04			5,221.04		
payment																		
principal/interest				4,377.83	843.21		4,549.35	671.69		4,727.59	493.45		5,105.30	115.74				
June				5,221.04			5,221.04			5,221.04			5,221.04			5,221.04		
payment																		
principal/interest				4,391.87	829.17		4,563.94	657.10		4,742.76	478.28		5,121.67	99.37				
July				5,221.04			5,221.04			5,221.04			5,221.04			5,221.04		
payment																		
principal/interest				4,405.96	815.08		4,578.58	642.46		4,757.97	463.07		5,138.10	82.94				
August				5,221.04			5,221.04			5,221.04			5,221.04			5,221.04		
payment																		
principal/interest				4,420.10	800.94		4,593.27	627.77		4,773.23	447.81		5,154.58	66.46				
September				5,221.04			5,221.04			5,221.04			5,221.04			5,221.04		
payment																		
principal/interest				4,434.27	786.77		4,608.01	613.03		4,788.54	432.50		5,171.12	49.92				
Projected Balance Year End	8,925.61			8,925.61			8,925.61			8,925.61			8,925.61			8,925.61		
Interest																		
Principal	43,284.79			43,284.79			43,284.79			43,284.79			43,284.79			43,284.79		
Total Payments	52,210.40			52,210.40			52,210.40			52,210.40			52,210.40			52,210.40		
Interest																		
Principal	54,333.89			54,333.89			54,333.89			54,333.89			54,333.89			54,333.89		
Projected Balance Year End	261,052.00			198,399.52			135,747.04			73,094.56			10,442.08			0.00		

GILLESPIE COUNTY, TEXAS
 Capital Assets Lease/Purchase ... Contract 6451, September.2013
 Road & Bridge Departments

ACTUAL Payments

ACTUAL Payments	FY2014			FY2015			FY2016			FY2017			FY2018			FY2019		
	Total Payment	Principal	Interest	Total Payment	Principal	Interest	Total Payment	Principal	Interest	Total Payment	Principal	Interest	Total Payment	Principal	Interest	Total Payment	Principal	Interest
Balance At Year Start	313,262.40			255,840.96			193,188.48											
October																		
payment				5,221.04														
principal/interest							4,462.77	758.27										
November																		
payment				5,221.04														
principal/interest							4,477.08	743.96										
December																		
payment	10,442.08			5,221.04														
principal/interest		8,205.08	2,237.00				4,491.44	729.60										
January																		
payment	5,221.04			5,221.04														
principal/interest		4,335.97	885.07				4,505.85	715.19										
February																		
payment	5,221.04			5,221.04														
principal/interest		4,349.88	871.16				4,520.30	700.74										
March																		
payment	5,221.04			5,221.04														
principal/interest		4,363.83	857.21				4,534.80	686.24										
April																		
payment	5,221.04			5,221.04														
principal/interest		4,377.83	843.21				4,549.35	671.69										
May																		
payment	5,221.04			5,221.04														
principal/interest		4,391.87	829.17				4,563.94	657.10										
June																		
payment	5,221.04			5,221.04														
principal/interest		4,405.96	815.08				4,578.58	642.46										
July																		
payment	5,211.04			5,221.04														
principal/interest		4,420.10	790.94				4,593.28	627.76										
August																		
payment	5,221.04			5,221.04														
principal/interest		4,434.27	786.77				4,608.01	613.03										
September																		
payment	5,221.04			5,221.04														
principal/interest		4,448.50	772.54				4,622.79	598.25										
Total Payments as of Current Date																		
Total Payments	57,421.44			62,652.48														
Principal		47,733.29		54,508.19														
Interest			9,688.15				8,144.29											
Balance as of Current Period																		
		255,840.96		193,188.48														

GILLESPIE COUNTY, TEXAS
Public Property Finance ... Contract 6774, October 24, 2014
Sheriff Office ... Law Enforcement Radio System Upgrade

PROJECTED Payments

PROJECTED	FY2015			FY2016			FY2017			FY2018			FY2019		
	Total Payment	Principal	Interest	Total Payment	Principal	Interest	Total Payment	Principal	Interest	Total Payment	Principal	Interest	Total Payment	Principal	Interest
Balance	695,693.60			622,829.27	554,260.91	485,692.55	417,124.19								
Year Start	0.00	5,714.03		5,714.03	5,714.03		5,714.03	5,714.03		5,714.03	5,714.03		5,714.03	5,714.03	
October	principal/interest														
	payment	5,714.03		5,714.03	5,714.03		5,714.03	5,714.03		5,714.03	5,714.03		5,714.03	5,714.03	
November	principal/interest														
	payment	5,714.03		5,714.03	5,714.03		5,714.03	5,714.03		5,714.03	5,714.03		5,714.03	5,714.03	
December	principal/interest														
	payment	5,714.03		5,714.03	5,714.03		5,714.03	5,714.03		5,714.03	5,714.03		5,714.03	5,714.03	
January	principal/interest														
	payment	5,714.03		5,714.03	5,714.03		5,714.03	5,714.03		5,714.03	5,714.03		5,714.03	5,714.03	
February	principal/interest														
	payment	5,714.03		5,714.03	5,714.03		5,714.03	5,714.03		5,714.03	5,714.03		5,714.03	5,714.03	
March	principal/interest														
	payment	5,714.03		5,714.03	5,714.03		5,714.03	5,714.03		5,714.03	5,714.03		5,714.03	5,714.03	
April	principal/interest														
	payment	5,714.03		5,714.03	5,714.03		5,714.03	5,714.03		5,714.03	5,714.03		5,714.03	5,714.03	
May	principal/interest														
	payment	5,714.03		5,714.03	5,714.03		5,714.03	5,714.03		5,714.03	5,714.03		5,714.03	5,714.03	
June	principal/interest														
	payment	5,714.03		5,714.03	5,714.03		5,714.03	5,714.03		5,714.03	5,714.03		5,714.03	5,714.03	
July	principal/interest														
	payment	5,714.03		5,714.03	5,714.03		5,714.03	5,714.03		5,714.03	5,714.03		5,714.03	5,714.03	
August	principal/interest														
	payment	5,714.03		5,714.03	5,714.03		5,714.03	5,714.03		5,714.03	5,714.03		5,714.03	5,714.03	
September	principal/interest														
	payment	5,714.03		5,714.03	5,714.03		5,714.03	5,714.03		5,714.03	5,714.03		5,714.03	5,714.03	
Principal/Interest	4,129.55	1,584.48		4,278.48	1,435.55		4,432.77	1,281.26		4,592.63	1,121.40		4,758.25	955.78	
Total Proposed Payments Per Year	62,854.33	68,568.36		68,568.36	68,568.36		68,568.36	68,568.36		68,568.36	68,568.36		68,568.36	56,182.30	
Total Payments	62,854.33	68,568.36		68,568.36	68,568.36		68,568.36	68,568.36		68,568.36	68,568.36		68,568.36	56,182.30	
Principal	44,534.21	50,517.39		50,517.39	52,339.19		52,339.19	54,226.70		54,226.70	56,182.30		56,182.30	12,386.06	
Interest	18,320.12	18,050.97		18,050.97	16,229.17		16,229.17	14,341.66		14,341.66	12,386.06		12,386.06		
Projected Balance Year End															
	622,829.27	554,260.91		485,692.55	417,124.19		348,555.83								

GILLESPIE COUNTY, TEXAS
Public Property Finance ... Contract 6774, October 24, 2014
Sheriff Office ... Law Enforcement Radio System Upgrade

ACTUAL Payments

ACTUAL Payments	FY2015			FY2016			FY2017			FY2018			FY2019		
	Total Payment	Principal	Interest	Total Payment	Principal	Interest	Total Payment	Principal	Interest	Total Payment	Principal	Interest	Total Payment	Principal	Interest
Balance Year Start	686,426.40			623,572.07											
October payment	0.00														
principal/interest															
November payment	5,714.03														
principal/interest		3,782.22	1,931.81												
December payment	5,714.03														
principal/interest		4,021.27	1,692.76												
January payment	5,714.03														
principal/interest		4,033.16	1,680.87												
February payment	5,714.03														
principal/interest		4,045.09	1,668.94												
March payment	5,714.03														
principal/interest		4,057.05	1,656.98												
April payment	5,714.03														
principal/interest		4,069.04	1,644.99												
May payment	5,714.03														
principal/interest		4,081.07	1,632.96												
June payment	5,714.03														
principal/interest		4,093.14	1,620.89												
July payment	5,714.03														
principal/interest		4,105.24	1,608.79												
August payment	5,714.03														
principal/interest		4,117.38	1,596.65												
September payment	5,714.03														
principal/interest		4,129.55	1,584.48												
Total Payments Current Period															
Total Payments	62,854.33														
Principal		44,534.21													
Interest			18,320.12												
Balance Current Period															
				623,572.07											

County of Gillespie
 District Clerk Bond / Trust Recap
 October 2014 - September 2015
 Funds Managed by County Treasurer

Cause Description	Cause No	Initial Investment	Prior Interest	Adjusted Interest	TextPool	TextPool Account												Cause Description	Released	Current	Total
						Oct.2014	Nov.2014	Dec.2014	Jan.2015	Feb.2015	Mar.2015	Apr.2015	May.2015	Jun.2015	Jul.2015	Aug.2015	Sep.2015				
Sonstegard / Curtis	2705	1,000.00	792.80	31.52	closed 05 2004/transfered to District Clerk Acct 117													Sonstegard / Curtis	1,824.32	0.00	31.52
State v Montagino	4073	10,000.00	43.82	171.08	closed 04 2004													State v Montagino	10,214.90	0.00	171.08
State v Chow	4232	10,000.00		31.34	closed 05 2004/transfered to District Clerk Acct 117													State v Chow	10,031.34	0.00	31.34
State v Loui	4233	10,000.00		25.50	closed 04 2004													State v Loui	10,025.50	0.00	25.50
State v Duecker	4261	20,000.00		33.03	closed 05 2004/transfered to District Clerk Acct 117													State v Duecker	20,033.03	0.00	33.03
State v Duecker	4262	20,000.00		33.03	closed 05 2004/transfered to District Clerk Acct 117													State v Duecker	20,033.03	0.00	33.03
Wheatcraft v Meier	6978	500.00	296.07	158.58	closed 03 11 2008													Wheatcraft v Meier	895.12	0.00	159.05
Munseil Meier v Robinson	7227	1,000.00	390.71	254.33	closed 03 11 2008													Munseil Meier v Robinson	1,645.04	0.00	254.33
Pauls v Bird	8623	500.00	77.66	124.45		0.02	0.02	0.02	0.02	0.03	0.02	0.03	0.03	0.03	0.03	0.04	0.05	Pauls v Bird	702.49	0.00	124.83
Pruitt v Danes	8764	1,000.00	128.41	16.95	closed 02 2004													Pruitt v Danes	1,145.36	0.00	16.95
Damron (Investment)	8766	500.00		24.86	closed 10 2005													Damron (Investment)	524.86	0.00	24.86
Tim Star Ranch	9411	500.00	5.37	32.96	closed 02 03 2006													Tim Star Ranch	538.33	0.00	32.96
Hearne & Phillips	9461	100.00	1.07	21.75		0.00	0.00	0.00	0.00	0.00	0.00	0.01	0.02	0.02	0.02	0.01	Hearne & Phillips	122.89	0.00	21.82	
Haggard v Schroeder	9666	500.00	1.19	107.92		0.02	0.02	0.02	0.02	0.02	0.02	0.03	0.03	0.03	0.04	0.04	Haggard v Schroeder	609.42	0.00	108.23	
Staats v Tonn	9752	1,000.00		17.65	closed 12 2003													Staats v Tonn	1,017.85	0.00	17.85
Silver Deer v Senkbell	10010	100.00		20.54		0.00	0.00	0.00	0.00	0.00	0.00	0.01	0.01	0.01	0.01	0.01	Silver Deer v Senkbell	120.59	0.00	20.59	
Ankem v Woods & Schmidt	10154	1,000.00		55.01	closed 03 06 2006													Ankem v Woods & Schmidt	1,055.01	0.00	55.01
Sledge v Jones	10370	1,000.00		190.20		0.03	0.03	0.04	0.05	0.04	0.05	0.05	0.06	0.06	0.06	0.07	Sledge v Jones	1,190.82	0.00	190.82	
Whitewood v Harrel	10373	100.00		19.06		0.00	0.00	0.00	0.00	0.00	0.00	0.01	0.01	0.01	0.01	0.01	Whitewood v Harrel	119.11	0.00	19.11	
Ballard v Keidel	10412	1,000.00		4.31	closed 12 2004													Ballard v Keidel	1,004.31	0.00	4.31
Parker/Roscoe L	10522	23,800.00		2,639.22	closed 07 12 2007													Parker/Roscoe L	26,439.22	0.00	2,639.22
Harris v Fouton (dba Silver Deer)	10779	1,000.00		151.50		0.03	0.03	0.04	0.05	0.04	0.05	0.05	0.06	0.06	0.07	0.08	Harris v Fouton (dba Silver Deer)	1,152.11	0.00	152.11	
Fonder v Salinas	10930	200.00		27.42		0.01	0.01	0.01	0.01	0.01	0.01	0.01	0.01	0.01	0.01	0.02	Fonder v Salinas	227.54	0.00	27.54	
City of Fbg v Penick	10970	274,045.00		118.40	closed 09 21 2006													City of Fbg v Penick	274,163.40	0.00	118.40
A J Waight v LCRA	11042	250.00		1.06	closed 07 20 2006													A J Waight v LCRA	251.06	0.00	1.06
Jenschke v Friedrich	11228	1,000.00		15.72	closed 06 01 2007													Jenschke v Friedrich	1,015.72	0.00	15.72
Quest Oil v Wallen and B&B Oil	11259	1,000.00		74.17	closed 03 24 2011													Quest Oil v Wallen and B&B Oil	1,074.17	0.00	74.17
Cornerstone v Parker	11336	1,000.00		52.34		0.02	0.02	0.03	0.04	0.04	0.04	0.04	0.05	0.05	0.06	0.07	Cornerstone v Parker	1,052.90	0.00	52.90	
Inwin vs Inwin	11399	303,022.74		3,310.61	closed 06 07 2011													Inwin vs Inwin	308,333.35	0.00	3,310.61
Herb Venture v Varney	11703	250.00		3.98		0.01	0.01	0.01	0.01	0.01	0.01	0.01	0.01	0.01	0.01	0.02	Herb Venture v Varney	254.12	0.00	4.12	
Dolezal vs Dolezal	11812	1,000.00		7.95	closed 10 2012													Dolezal vs Dolezal	1,007.95	0.00	7.95

County of Gillespie
 District Clerk Bond / Trust Recap
 October 2014 - September 2015
 Funds Managed by County Treasurer

Cause Description	Cause No	Initial Investment	Prior Interest	Adjusted Interest	TextPool	Current Year Interest												Total
						TextPool	Interest	Value	Face	Investment	Released	Current	Total	FY2015				
						Oct 2014	Nov 2014	Dec 2014	Jan 2015	Feb 2015	Mar 2015	Apr 2015	May 2015	Jun 2015	Jul 2015	Aug 2015	Sep 2015	
Bredemus and J&B Cheese v Just	11877	1,000.00	0.20	0.03	0.04	0.04	0.03	0.04	0.04	0.05	0.05	0.05	0.05	0.05	0.05	0.06	0.07	1,009.78
Frause & Thompson v Bierschwale	11897	100.00	0.90	0.00	0.00	0.00	0.00	0.00	0.00	0.00	0.00	0.00	0.00	0.00	0.01	0.01	0.01	100.92
Rutherford v Rafter & Kamp	11904	100.00	0.90	0.00	0.00	0.00	0.00	0.00	0.00	0.00	0.00	0.00	0.00	0.00	0.01	0.01	0.01	100.92
Querner v Lester	11928A	1,000.00	1.34	0.02	0.03	0.04	0.04	0.04	0.03	0.04	0.04	0.04	0.05	0.05	0.05	0.06	0.07	1,001.86
Beckmann	12195	100.00	0.05	closed 01 19 2010														100.05
Fulton v Coleman	12209	500.00	2.81	0.01	0.02	0.02	0.02	0.02	0.02	0.02	0.02	0.02	0.02	0.02	0.02	0.03	0.04	503.07
IBT Int v Grammer	12228	115,000.00	130.48	closed 06 2014														115,130.48
Ferrell vs Hall, Executor Estate of Klein, Deceased	12369	500.00	0.60	closed 12 27 2010														500.60
Baby vs Doggett	12603	400.00	0.35	closed 02 14 2012														400.35
Cover v Chase Bank	12964	100.00	0.10	0.00	0.00	0.00	0.00	0.00	0.00	0.00	0.00	0.00	0.00	0.01	0.01	0.01	100.12	
Balero v Federal Home Mortgage	13025	250.00	0.36	0.01	0.01	0.01	0.01	0.01	0.01	0.01	0.01	0.01	0.01	0.01	0.02	0.02	0.02	250.50
L CRA vs TRT Ranch	13119	949,500.00	45.58	closed 09 10 2013														949,545.58
L CRA vs Oehler	13120	195,000.00	9.36	closed 08 10 2013														195,009.36
L CRA vs Wahnund	13121	177,000.00	8.49	closed 09 10 2013														177,008.49
Collins, Estate of Smith v Bank of America	13203	500.00	0.64	0.01	0.01	0.02	0.02	0.02	0.02	0.02	0.02	0.02	0.02	0.03	0.03	0.03	0.03	500.69
Whalley, et al vs Live Springs, et al	13291	500.00	0.41	0.01	0.01	0.02	0.02	0.02	0.02	0.02	0.02	0.02	0.02	0.03	0.03	0.03	0.03	500.66
Bruce Kneese vs New York Life Insurance and Annuity Corp, et al	13320	951.17	0.16	0.02	0.02	0.03	0.04	0.03	0.03	0.03	0.03	0.03	0.03	0.03	0.03	0.03	0.03	951.47
Hampton vs Spornhauer	13343	2,000.00	1.59	0.05	0.05	0.07	0.08	0.07	0.08	0.08	0.08	0.08	0.09	0.10	0.11	0.12	0.13	2,002.64
Kerrville Professional Properties LTD ... vs Friendship Village Owners' Assn, Inc ...	13640																	0.00
in the Matter of the Marriage of Roxanne L Pennington and Matthew Pennington, Children	13683	500.00	0.07	0.01	0.01	0.02	0.02	0.02	0.02	0.02	0.02	0.02	0.02	0.02	0.03	0.03	0.03	500.32
Berry vs Cardash	13859	500,984.49	8.78	0.11	0.12	0.14	0.15	0.16	0.17	0.17	0.18	0.19	0.20	0.21	0.22	0.23	0.24	501,143.62
Berry vs Cardash ... TR0	13859TR0	5,000.00	0.09	0.11	0.12	0.14	0.15	0.16	0.17	0.17	0.18	0.19	0.20	0.21	0.22	0.23	0.24	5,002.69
Roscoe L Parker Guardianship	10522(a)	7,500.00	587.17	closed 07 12 2007														8,087.17
State v Farmer	3870A	4,000.00	67.71	closed 05 2004/transferred to District Clerk Act 117														4,572.49
State v Farmer	3870B	1,000.00	19.89	closed 05 2004/transferred to District Clerk Act 117														1,146.08
Darron (Trust)	8766(A)	26,278.61	92.83	closed 01 2005														26,371.44
Totals	Totals	2,676,132.01	2,308.07	8,766.56	11.82	12.22	18.43	20.50	17.57	21.14	22.34	24.29	8.14	0.93	1.13	1.26	Totals 2,669,344.93	18,021.48

**County of Gillespie
County Clerk Holding Account Recap
October 2014 - September 2015
Funds Managed by County Treasurer**

Cause	Investment Face Value	Prior Interest Adjusted		Current Year Interest TaxPool Account												Released Investment	Current Balances	Total Interest FY2015
		Interest	Interest	Oct.2014	Nov.2014	Dec.2014	Jan.2015	Feb.2015	Mar.2015	Apr.2015	May.2015	Jun.2015	Jul.2015	Aug.2015	Sep.2015			
Cause 9145 Doyle/Michael J Guardianship additional funds added July 2013 of \$682.40 to original face of \$119,517.83 or \$120,200.23 principal	120,200.23	281.82	281.82	2.73	2.77	4.29	4.75	4.06	4.87	5.23	5.72	5.72	6.45	7.35	8.42	0.00	120,544.41	62.36
Cause 8132 Roscoe L Parker	7,500.00	97.71	04.2006 account closed ... case transferred to District Court													7,597.71	0.00	
Cause 8321 David Eugene Reynolds	100,000.00	11,872.07	closed 07.14.2008													111,872.07	0.00	
Investment Totals	107,500.00	0.00	12,251.60	2.73	2.77	4.29	4.75	4.06	4.87	5.23	5.72	5.72	6.45	7.35	8.42	119,469.78	120,544.41	62.36

GILLESPIE COUNTY TEXAS

Investment Performance Summary
 Certificate of Deposits

Financial Institution	FY2015												Year To Date	
	Oct	Nov	Dec	Jan	Feb	Mar	Apr	May	Jun	Jul	Aug	Sep		
Blanco National Bank													Blanco National Bank	
Certificate of Deposits ... held at face value													Certificate of Deposits ... held at face value	
Amount of Investment	2,400,000	2,400,000	2,400,000	2,400,000	2,400,000	2,400,000	2,400,000	2,400,000	2,400,000	2,400,000	2,400,000	2,400,000	2,400,000	2,400,000
Average Interest Rate	0.4500	0.4500	0.4500	0.4500	0.4500	0.4500	0.4500	0.4500	0.4500	0.4500	0.4500	0.4500	0.4500	0.4500
Earned Interest	887.76	917.28	887.76	917.28	912.34	833.42	916.05	890.22	917.28	887.76	917.28	917.28	917.28	10,801.71
Security State Bank & Trust													Security State Bank & Trust	
Certificate of Deposits ... held at face value													Certificate of Deposits ... held at face value	
Amount of Investment	2,650,000	2,650,000	2,650,000	2,650,000	2,650,000	2,650,000	2,650,000	2,650,000	2,650,000	2,650,000	2,650,000	2,650,000	2,650,000	2,650,000
Average Interest Rate	0.3500	0.3500	0.3500	0.3500	0.3500	0.3500	0.3500	0.3500	0.3500	0.3500	0.3500	0.3500	0.3500	0.3500
Earned Interest	762.36	787.63	762.36	787.63	786.80	712.48	787.76	762.36	787.76	762.36	787.76	787.76	787.76	9,275.02

Financial Institution	FY2014												Year To Date	
	Oct	Nov	Dec	Jan	Feb	Mar	Apr	May	Jun	Jul	Aug	Sep		
Blanco National Bank													Blanco National Bank	
Certificate of Deposits ... held at face value													Certificate of Deposits ... held at face value	
Amount of Investment	2,400,000	2,400,000	2,400,000	2,400,000	2,400,000	2,400,000	2,400,000	2,400,000	2,400,000	2,400,000	2,400,000	2,400,000	2,400,000	2,400,000
Average Interest Rate	0.5333	0.5167	0.5042	0.4917	0.4875	0.4792	0.4583	0.4500	0.4500	0.4500	0.4500	0.4500	0.4500	0.4500
Earned Interest	1,076.62	1,095.57	1,019.12	1,036.14	1,005.73	910.12	985.20	912.39	925.77	887.76	917.28	917.28	917.28	11,688.96
Security State Bank & Trust													Security State Bank & Trust	
Certificate of Deposits ... held at face value													Certificate of Deposits ... held at face value	
Amount of Investment	2,650,000	2,650,000	2,650,000	2,650,000	2,650,000	2,650,000	2,650,000	2,650,000	2,650,000	2,650,000	2,650,000	2,650,000	2,650,000	2,650,000
Average Interest Rate	0.3889	0.3889	0.3889	0.3833	0.3722	0.3667	0.3611	0.3556	0.3556	0.3500	0.3500	0.3500	0.3500	0.3676
Earned Interest	871.27	874.78	846.61	874.78	852.59	764.27	834.46	792.22	808.99	782.91	787.76	787.76	787.76	9,878.40

Financial Institution	FY2013												Year To Date	
	Oct	Nov	Dec	Jan	Feb	Mar	Apr	May	Jun	Jul	Aug	Sep		
Blanco National Bank													Blanco National Bank	
Certificate of Deposits ... held at face value													Certificate of Deposits ... held at face value	
Amount of Investment	2,400,000	2,400,000	2,400,000	2,400,000	2,400,000	2,400,000	2,400,000	2,400,000	2,400,000	2,400,000	2,400,000	2,400,000	2,400,000	2,400,000
Average Interest Rate	0.6500	0.6458	0.6375	0.6250	0.6208	0.6125	0.6125	0.5833	0.5708	0.5583	0.5500	0.5471	0.5471	0.6011
Earned Interest	1,282.08	1,324.80	1,273.86	1,299.33	1,267.84	1,148.97	1,248.39	1,167.00	1,188.96	1,129.91	1,146.51	1,129.53	1,129.53	14,803.18
Security State Bank & Trust													Security State Bank & Trust	
Certificate of Deposits ... held at face value													Certificate of Deposits ... held at face value	
Amount of Investment	2,650,000	2,650,000	2,650,000	2,650,000	2,650,000	2,650,000	2,650,000	2,650,000	2,650,000	2,650,000	2,650,000	2,650,000	2,650,000	2,650,000
Average Interest Rate	0.4778	0.4778	0.4778	0.4667	0.4444	0.4333	0.4333	0.4111	0.4111	0.4000	0.4000	0.4000	0.4000	0.4381
Earned Interest	1,089.06	1,074.40	1,039.75	1,074.40	1,030.84	917.83	993.69	920.58	942.72	912.36	900.25	900.25	900.25	11,796.13

Financial Institution	FY2012												Year To Date	
	Oct	Nov	Dec	Jan	Feb	Mar	Apr	May	Jun	Jul	Aug	Sep		
Blanco National Bank													Blanco National Bank	
Certificate of Deposits ... held at face value													Certificate of Deposits ... held at face value	
Amount of Investment	2,400,000	2,400,000	2,400,000	2,400,000	2,400,000	2,400,000	2,400,000	2,400,000	2,400,000	2,400,000	2,400,000	2,400,000	2,400,000	2,400,000
Average Interest Rate	0.8458	0.8083	0.7833	0.7458	0.7333	0.7167	0.6750	0.6583	0.6500	0.6500	0.6500	0.6500	0.6500	0.7139
Earned Interest	1,693.08	1,724.02	1,598.55	1,596.62	1,516.62	1,401.92	1,460.72	1,331.40	1,341.79	1,282.08	1,324.80	1,324.80	1,324.80	17,596.40
Security State Bank & Trust													Security State Bank & Trust	
Certificate of Deposits ... held at face value													Certificate of Deposits ... held at face value	
Amount of Investment	2,650,000	2,650,000	2,650,000	2,650,000	2,650,000	2,650,000	2,650,000	2,650,000	2,650,000	2,650,000	2,650,000	2,650,000	2,650,000	2,650,000
Average Interest Rate	0.7222	0.7222	0.7222	0.6889	0.6222	0.5889	0.5556	0.5222	0.5222	0.5000	0.5000	0.5000	0.5000	0.5972
Earned Interest	1,800.00	1,605.23	1,553.43	1,605.23	1,477.83	1,334.81	1,363.18	1,195.90	1,210.30	1,171.25	1,125.37	1,125.37	1,125.37	16,567.90

Financial Institution	FY2011												Year To Date	
	Oct	Nov	Dec	Jan	Feb	Mar	Apr	May	Jun	Jul	Aug	Sep		
Blanco National Bank													Blanco National Bank	
Certificate of Deposits ... held at face value													Certificate of Deposits ... held at face value	
Amount of Investment	2,400,000	2,400,000	2,400,000	2,400,000	2,400,000	2,400,000	2,400,000	2,400,000	2,400,000	2,400,000	2,400,000	2,400,000	2,400,000	2,400,000
Average Interest Rate	1.4625	1.3292	1.2542	1.1938	1.1771	1.1354	1.0313	0.9896	0.9396	0.9104	0.8813	0.8583	0.8583	1.0909
Earned Interest	2,979.48	2,981.13	2,621.94	2,556.45	2,422.88	2,185.34	2,312.03	2,034.21	2,017.07	1,853.37	1,855.68	1,796.22	1,796.22	27,615.80
Security State Bank & Trust													Security State Bank & Trust	
Certificate of Deposits ... held at face value													Certificate of Deposits ... held at face value	
Amount of Investment	2,650,000	2,650,000	2,650,000	2,650,000	2,650,000	2,650,000	2,650,000	2,650,000	2,650,000	2,650,000	2,650,000	2,650,000	2,650,000	2,650,000
Average Interest Rate	1.1333	1.1333	1.1333	1.1000	1.0222	0.9833	0.9333	0.8833	0.8833	0.8333	0.8333	0.8333	0.8333	0.9754
Earned Interest	2,447.26	2,541.58	2,459.59	2,541.58	2,411.45	2,129.59	2,280.43	2,021.92	2,051.12	1,984.93	1,860.02	1,860.02	1,860.02	26,589.49

GILLESPIE COUNTY TEXAS

Investment Performance Summary
Certificate of Deposits

Financial Institution	FY2010											
	Oct	Nov	Dec	Jan	Feb	Mar	Apr	May	Jun	Jul	Aug	Sep
Blanco National Bank	Amount of Investment	2,200,000	2,200,000	2,200,000	2,200,000	2,200,000	2,400,000	2,400,000	2,400,000	2,400,000	2,400,000	2,400,000
	Average Interest Rate	2.440%	2.440%	2.200%	2.200%	2.200%	2.400%	2.400%	2.400%	2.400%	2.400%	2.400%
	Earned Interest	4,775.37	4,836.85	4,413.71	4,390.95	4,057.67	3,597.30	3,753.99	3,567.14	3,516.20	3,197.26	3,155.25
Security State Bank & Trust	Amount of Investment	400,000	400,000	400,000	400,000	400,000	2,650,000	2,650,000	2,650,000	2,650,000	2,650,000	2,650,000
	Average Interest Rate	1.570%	1.570%	1.570%	1.570%	1.570%	1.833%	1.833%	1.833%	1.833%	1.833%	1.833%
	Earned Interest	673.99	673.99	517.82	535.06	532.05	394.25	677.32	2,441.10	2,193.21	2,202.74	2,528.83
Blanco National Bank	Amount of Investment	1,700,000	1,700,000	1,700,000	1,700,000	1,700,000	2,200,000	2,200,000	2,200,000	2,200,000	2,200,000	2,200,000
	Average Interest Rate	4.042%	3.661%	3.533%	3.224%	3.150%	2.662%	2.764%	2.764%	2.764%	2.764%	2.764%
	Earned Interest	5,810.85	5,834.80	5,116.43	5,104.40	4,834.27	4,136.41	4,352.75	5,385.78	5,206.30	5,038.38	5,129.86
Security State Bank & Trust	Amount of Investment	900,000	900,000	900,000	900,000	900,000	900,000	400,000	400,000	400,000	400,000	400,000
	Average Interest Rate	3.030%	3.030%	3.030%	3.030%	2.430%	2.430%	2.287%	2.050%	2.050%	2.050%	2.050%
	Earned Interest	1,984.94	2,305.90	2,231.52	2,305.90	2,297.68	1,860.84	2,051.10	752.07	696.44	673.99	696.44
Blanco National Bank	Amount of Investment	300,000	300,000	300,000	300,000	300,000	800,000	800,000	800,000	800,000	800,000	800,000
	Average Interest Rate	5.4483%	5.4483%	5.0863%	4.8288%	3.4453%	3.8283%	3.0375%	3.0375%	3.0375%	3.0375%	3.0375%
	Earned Interest	1,343.43	1,388.20	1,343.43	1,288.46	3,050.05	2,292.02	1,000.92	2,201.52	2,051.10	1,864.94	2,051.10
Security State Bank & Trust	Amount of Investment	1,600,000	1,600,000	1,600,000	1,600,000	1,600,000	1,700,000	1,700,000	1,700,000	1,700,000	1,700,000	1,700,000
	Average Interest Rate	5.531%	5.487%	5.465%	5.231%	5.121%	4.9382%	4.8206%	4.5559%	4.5559%	4.4235%	4.1588%
	Earned Interest	7,231.57	7,546.16	7,216.49	7,477.24	7,085.44	6,534.39	7,129.97	6,735.65	6,577.93	6,385.77	6,386.84
Blanco National Bank	Amount of Investment	300,000	300,000	300,000	300,000	300,000	300,000	300,000	300,000	300,000	300,000	300,000
	Average Interest Rate	5.4483%	5.4483%	5.0863%	4.8288%	5.4167%	5.4483%	5.4483%	5.4483%	5.4483%	5.4483%	5.4483%
	Earned Interest	1,343.43	1,388.20	1,343.43	1,288.46	3,050.05	2,292.02	1,000.92	2,201.52	2,051.10	1,864.94	2,051.10
Security State Bank & Trust	Amount of Investment	1,300,000	1,300,000	1,300,000	1,300,000	1,300,000	1,300,000	1,300,000	1,300,000	1,300,000	1,300,000	1,300,000
	Average Interest Rate	3.0933%	3.2767%	3.6058%	4.0142%	4.1808%	4.3290%	4.3985%	4.6731%	4.6731%	4.6080%	4.9385%
	Earned Interest	3,050.96	3,339.50	3,556.44	3,883.06	4,091.15	3,848.66	4,412.19	4,689.04	4,726.43	4,993.12	5,308.21
Blanco National Bank	Amount of Investment	100,000	100,000	100,000	100,000	100,000	100,000	200,000	200,000	200,000	200,000	200,000
	Average Interest Rate	3.000%	3.000%	3.000%	3.000%	5.000%	5.000%	5.000%	5.000%	5.000%	5.000%	5.000%
	Earned Interest	246.58	254.80	246.58	254.80	254.80	383.56	424.66	410.96	605.46	637.54	805.46
Security State Bank & Trust	Amount of Investment	100,000	100,000	100,000	100,000	100,000	100,000	200,000	200,000	200,000	200,000	200,000
	Average Interest Rate	3.000%	3.000%	3.000%	3.000%	5.000%	5.000%	5.000%	5.000%	5.000%	5.000%	5.000%
	Earned Interest	246.58	254.80	246.58	254.80	254.80	383.56	424.66	410.96	605.46	637.54	805.46
Blanco National Bank	Amount of Investment	1,200,000	1,200,000	1,200,000	1,200,000	1,200,000	1,200,000	1,200,000	1,200,000	1,200,000	1,200,000	1,200,000
	Average Interest Rate	1.8470%	1.8600%	1.8608%	1.8608%	2.0558%	2.1558%	2.2742%	2.2742%	2.5408%	2.0575%	2.8017%
	Earned Interest	1,814.02	1,895.70	1,855.10	1,816.93	2,095.26	1,864.55	2,268.18	2,243.02	2,583.60	2,626.85	2,855.39
Security State Bank & Trust	Amount of Investment	100,000	100,000	100,000	100,000	100,000	100,000	100,000	100,000	100,000	100,000	100,000
	Average Interest Rate	3.000%	3.000%	3.000%	3.000%	3.000%	3.000%	3.000%	3.000%	3.000%	3.000%	3.000%
	Earned Interest	1,814.02	1,895.70	1,855.10	1,816.93	2,095.26	1,864.55	2,268.18	2,243.02	2,583.60	2,626.85	2,855.39
Blanco National Bank	Amount of Investment	1,200,000	1,200,000	1,200,000	1,200,000	1,200,000	1,200,000	1,200,000	1,200,000	1,200,000	1,200,000	1,200,000
	Average Interest Rate	1.2000%	1.2000%	1.2000%	1.2000%	1.2000%	1.2000%	1.2000%	1.2000%	1.2000%	1.2000%	1.2000%
	Earned Interest	2,985.79	2,855.39	2,855.39	2,985.79	2,985.79	2,985.79	2,985.79	2,985.79	2,985.79	2,985.79	2,985.79
Security State Bank & Trust	Amount of Investment	100,000	100,000	100,000	100,000	100,000	100,000	100,000	100,000	100,000	100,000	100,000
	Average Interest Rate	3.000%	3.000%	3.000%	3.000%	3.000%	3.000%	3.000%	3.000%	3.000%	3.000%	3.000%
	Earned Interest	2,985.79	2,855.39	2,855.39	2,985.79	2,985.79	2,985.79	2,985.79	2,985.79	2,985.79	2,985.79	2,985.79
Blanco National Bank	Amount of Investment	100,000	100,000	100,000	100,000	100,000	100,000	100,000	100,000	100,000	100,000	100,000
	Average Interest Rate	3.000%	3.000%	3.000%	3.000%	3.000%	3.000%	3.000%	3.000%	3.000%	3.000%	3.000%
	Earned Interest	2,985.79	2,855.39	2,855.39	2,985.79	2,985.79	2,985.79	2,985.79	2,985.79	2,985.79	2,985.79	2,985.79
Security State Bank & Trust	Amount of Investment	100,000	100,000	100,000	100,000	100,000	100,000	100,000	100,000	100,000	100,000	100,000
	Average Interest Rate	3.000%	3.000%	3.000%	3.000%	3.000%	3.000%	3.000%	3.000%	3.000%	3.000%	3.000%
	Earned Interest	2,985.79	2,855.39	2,855.39	2,985.79	2,985.79	2,985.79	2,985.79	2,985.79	2,985.79	2,985.79	2,985.79

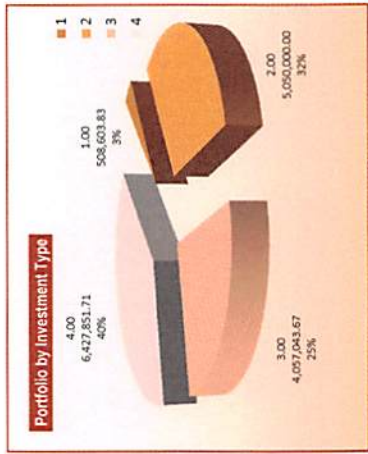
GILLESPIE COUNTY, TEXAS

Portfolio Asset Summary By Investment Type

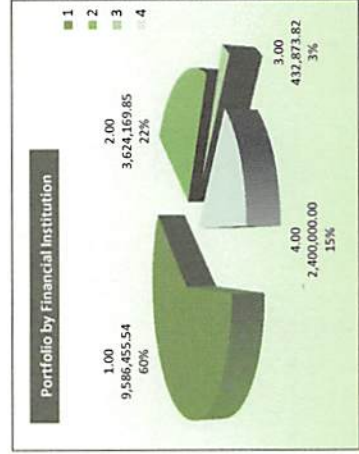
As of September 30, 2015

Of Funds Managed By County Treasurer Office

Financial Institution Account / Investment Type	Cash Balances As Of September 30, 2015
Security State Bank & Trust County Depository	
Checking Accounts	
General ... multi-fund account	(110.49)
COB 2001, GOB Series 2010 Interest & Sinking	21,683.58
County Attorney Hot Check Fund	21,267.73
Appellate Judicial	596.53
Justice of Peace No 1	59,518.52
Justice of Peace No 2	41,587.44
County Clerk Operating	84,958.18
District Clerk Operating	103,609.90
GOB Series 2013 ... Jail Project	1.00
GOB Series 2013 ... Interest & Sinking	176,091.44
	508,603.83
Sweep Accounts	
General Sweep Account ... multi-fund account	6,368,853.34
GOB Series 2013 Sweep Account ... Jail Project	58,998.37
	6,427,851.71
Certificate of Deposit ... General Fund (10)	
0.35% per annum, paid monthly .. maturity 02.11.2016	100,000.00
0.35% per annum, paid monthly .. maturity 05.02.2016	100,000.00
0.35% per annum, paid monthly .. maturity 02.28.2016	100,000.00
0.35% per annum, paid monthly .. maturity 10.29.2015	100,000.00
0.35% per annum, paid monthly .. maturity 03.04.2016	250,000.00
0.35% per annum, paid monthly .. maturity 04.01.2016	500,000.00
0.35% per annum, paid monthly .. maturity 07.01.2016	500,000.00
0.35% per annum, paid monthly .. maturity 10.01.2015	500,000.00
0.35% per annum, paid monthly .. maturity 01.01.2016	500,000.00
	2,650,000.00
	9,586,455.54
TexPool Investment Service for Public Funds	
Investment Pool	
General ... multi-fund account	3,484,893.97
Interest & Sinking	709.99
District Clerk Holding In Trust	18,021.48
County Clerk Holding In Trust	120,544.41
GOB Series 2013 ... Jail Project	0.00
	3,624,169.85
	3,624,169.85



1	508,603.83	Checking Accounts
2	5,050,000.00	Certificates of Deposit
3	4,057,043.67	Investment Pools
4	6,427,851.71	Sweep Accounts
	16,043,499.21	Total



1	9,586,455.54	Security State Bank & Trust
2	3,624,169.85	TexPool
3	432,873.82	Texas Class
4	2,400,000.00	Blanco National Bank
	16,043,499.21	Total

GILLESPIE COUNTY, TEXAS
Portfolio Asset Summary By Investment Type
As of September 30, 2015
Of Funds Managed By County Treasurer Office

Financial Institution Account / Investment Type	Cash Balances As Of September 30, 2015		
Texas Class			
Investment Service for Public Funds			
Investment Pool			
GOB Series 2013 ... Jail Project	432,873.82	432,873.82	432,873.82
Blanco National Bank			
Certificate of Deposit .. General Fund (10.)			
0.45% per annum, paid monthly .. maturity 11.07.2015	100,000.00		
0.45% per annum, paid monthly .. maturity 02.11.2016	100,000.00		
0.45% per annum, paid monthly .. maturity 01.02.2016	100,000.00		
0.45% per annum, paid monthly .. maturity 07.19.2016	100,000.00		
0.45% per annum, paid monthly .. maturity 03.07.2016	100,000.00		
0.45% per annum, paid monthly .. maturity 09.07.2016	100,000.00		
0.45% per annum, paid monthly .. maturity 10.07.2015	100,000.00		
0.45% per annum, paid monthly .. maturity 05.28.2016	100,000.00		
0.45% per annum, paid monthly .. maturity 05.28.2016	100,000.00		
0.45% per annum, paid monthly .. maturity 08.02.2016	100,000.00		
0.45% per annum, paid monthly .. maturity 11.02.2015	100,000.00		
0.45% per annum, paid monthly .. maturity 12.02.2015	100,000.00		
0.45% per annum, paid monthly .. maturity 04.18.2016	100,000.00		
0.45% per annum, paid monthly .. maturity 11.22.2015	100,000.00		
0.45% per annum, paid monthly .. maturity 01.30.2016	100,000.00		
0.45% per annum, paid monthly .. maturity 01.30.2016	100,000.00		
0.45% per annum, paid monthly .. maturity 03.05.2016	100,000.00		
0.45% per annum, paid monthly .. maturity 04.01.2016	100,000.00		
0.45% per annum, paid monthly .. maturity 12.01.2015	100,000.00		
0.45% per annum, paid monthly .. maturity 04.01.2016	100,000.00		
0.45% per annum, paid monthly .. maturity 04.01.2016	100,000.00		
0.45% per annum, paid monthly .. maturity 04.15.2016	100,000.00		
0.45% per annum, paid monthly .. maturity 06.01.2016	100,000.00		
0.45% per annum, paid monthly .. maturity 06.15.2016	100,000.00	2,400,000.00	2,400,000.00
Total			16,043,499.21

GILLESPIE COUNTY, TEXAS

Portfolio Asset Summary vs. Security Holdings
As of September 30, 2015

For Funds Held by the County Treasurer and All Fee Offices

Financial Institution Account / Investment Type	Cash Balances as of September 30, 2015	Financial Institution Pledge / Security Holdings
Security State Bank & Trust County Depository	Account Balances	Pledge / Security Holdings
County Treasurer Managed Accounts		
Checking Accounts		
General Checking ... multi-fund account	(110.49)	
COB Series 2001, GORefunding 2010 Interest & Sinking	21,683.58	
County Attorney Hot Check Fund	21,267.73	
Appellate Judicial	596.53	
Justice of Peace No 1	59,518.52	
Justice of Peace No 2	41,587.44	
County Clerk Operating	84,358.18	
District Clerk Operating	103,609.90	
GOB Series 2013 ... Jail Project	1.00	
GOB Series 2013 ... Interest & Sinking	175,091.44	508,603.83
Sweep Account		
General Sweep Account ... multi-fund account	6,368,853.34	
GOB Series 2013 Sweep Account ... Jail Project	58,998.37	6,427,851.71
County Treasurer Managed Investments		
Certificates of Deposit ... General Fund (10)		
0.35% per annum, paid monthly .. maturity 02.11.2016	100,000.00	
0.35% per annum, paid monthly .. maturity 05.02.2016	100,000.00	
0.35% per annum, paid monthly .. maturity 02.28.2016	100,000.00	
0.35% per annum, paid monthly .. maturity 10.29.2015	100,000.00	
0.35% per annum, paid monthly .. maturity 03.04.2016	250,000.00	
0.35% per annum, paid monthly .. maturity 04.01.2016	500,000.00	
0.35% per annum, paid monthly .. maturity 07.01.2016	500,000.00	
0.35% per annum, paid monthly .. maturity 10.01.2015	500,000.00	
0.35% per annum, paid monthly .. maturity 01.01.2016	500,000.00	2,650,000.00

GILLESPIE COUNTY, TEXAS

Portfolio Asset Summary vs. Security Holdings
As of September 30, 2015

For Funds Held by the County Treasurer and All Fee Offices

Financial Institution Account / Investment Type	Cash Balances as of September 30, 2015	Financial Institution Pledge / Security Holdings
Security State Bank & Trust County Depository	Account Balances	Pledge / Security Holdings
Tax Assessor-Collector Managed Accounts		
Checking Accounts		
TA-C Operating Account	37,629.69	
TXP&WL	5,148.19	
MVD	143,368.64	
MVD Sales Tax	256,949.17	
City of Fredericksburg Ad Valorem	101.49	
MVD Title	2,356.37	
Road & Bridge Fee	8,704.00	
Fredericksburg ISD Ad Valorem	3,954.60	
Escrow (Ad Valorem Property)	33.84	
VIT (Vehicle Inventory Tax) Escrow	1,570.16	
Harper ISD Ad Valorem	15.73	
Gillespie County WCID Ad Valorem	0.05	
Doss CCSD Ad Valorem		
Stonewall WCID Ad Valorem		
Hill Country Underground WCD Ad Valorem	0.39	
Gillespie County Ad Valorem	274.61	460,104.93
County Clerk Managed Account		
Checking Account		
County Clerk Escrow	24,832.48	24,832.48
Sheriff Managed Account		
Checking Account		
Sheriff Bail Bond Account	58,150.00	
Sheriff Inmate	7,237.18	
Sheriff Commissary	1,612.90	67,000.08
District Clerk Managed Account		
Checking Account		
District Clerk Trust	37,234.56	37,234.56
	10,175,627.59	21,302,766.24
	19,837,854.81	SSB&T Pledged Securities, par value / original face
	20,389,036.27	SSB&T Pledged Securities, book value
	20,802,766.24	SSB&T Pledged Securities, fair market value
	250,000.00	FDIC Coverage / Demand Deposits @ SSB&T
	250,000.00	FDIC Coverage / Time Deposits @ SSB&T

GILLESPIE COUNTY, TEXAS

Portfolio Asset Summary vs. Security Holdings
As of September 30, 2015

For Funds Held by the County Treasurer and All Fee Offices

Financial Institution Account / Investment Type	Cash Balances as of September 30, 2015	Financial Institution Pledge / Security Holdings
TexPool		
Investment Service for Public Funds		
County Treasurer Managed Investments		
Investment Pool Accounts		
General ... multi-fund account	3,484,893.97	
Interest & Sinking - COB Series 2001/GOB Series 2010	709.99	
District Clerk Holding	18,021.48	
County Clerk Holding	120,544.41	
GOB Series 2013 ... Jail Project	0.00	
	3,624,169.85	3,624,169.85
Net Asset Value ... TexPool seeks to maintain a net asset value of \$1.00 (+/- 0.005 allowable) and is designed to be used for investments of funds which may be needed at any time.		
September 30, 2015, net asset value 1.00005		

Financial Institution Account / Investment Type	Cash Balances as of September 30, 2015	Financial Institution Pledge / Security Holdings
Texas Class		
Investment Service for Public Funds		
County Treasurer Managed Investments		
Investment Pool Account		
GOB Series 2013 ... Jail Project	432,873.82	432,873.82
	432,873.82	432,873.82
Net Asset Value ... Texas Class seeks to maintain a net asset value of \$1.00 (+/- 0.005 allowable) and is designed to be used for investments of funds which may be needed at any time.		
September 30, 2015, net asset value 1.00		

GILLESPIE COUNTY, TEXAS

Portfolio Asset Summary vs. Security Holdings
As of September 30, 2015

For Funds Held by the County Treasurer and All Fee Offices

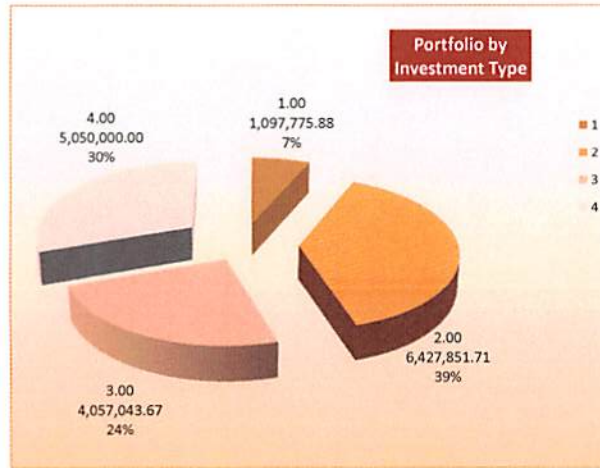
Financial Institution Account / Investment Type	Cash Balances as of September 30, 2015		Financial Institution Pledge / Security Holdings
Blanco National Bank	Account Balances		Pledge / Security Holdings
County Treasurer Managed Investments			
Certificates of Deposit .. General Fund (10.)			
0.45% per annum, paid monthly .. maturity 11.07.2015	100,000.00		
0.45% per annum, paid monthly .. maturity 02.11.2016	100,000.00		
0.45% per annum, paid monthly .. maturity 01.02.2016	100,000.00		
0.45% per annum, paid monthly .. maturity 07.19.2016	100,000.00		
0.45% per annum, paid monthly .. maturity 03.07.2016	100,000.00		
0.45% per annum, paid monthly .. maturity 09.07.2016	100,000.00		
0.45% per annum, paid monthly .. maturity 10.07.2015	100,000.00		
0.45% per annum, paid monthly .. maturity 05.28.2016	100,000.00		
0.45% per annum, paid monthly .. maturity 05.28.2016	100,000.00		
0.45% per annum, paid monthly .. maturity 08.02.2016	100,000.00		
0.45% per annum, paid monthly .. maturity 11.02.2015	100,000.00		
0.45% per annum, paid monthly .. maturity 12.02.2015	100,000.00		
0.45% per annum, paid monthly .. maturity 04.18.2016	100,000.00		
0.45% per annum, paid monthly .. maturity 11.22.2015	100,000.00		
0.45% per annum, paid monthly .. maturity 01.30.2016	100,000.00		
0.45% per annum, paid monthly .. maturity 01.30.2016	100,000.00		
0.45% per annum, paid monthly .. maturity 03.05.2016	100,000.00		
0.45% per annum, paid monthly .. maturity 04.01.2016	100,000.00		
0.45% per annum, paid monthly .. maturity 12.01.2015	100,000.00		
0.45% per annum, paid monthly .. maturity 04.01.2016	100,000.00		
0.45% per annum, paid monthly .. maturity 04.01.2016	100,000.00		3,086,790.42 BNB Pledged Securities. par value
0.45% per annum, paid monthly .. maturity 04.15.2016	100,000.00		3,297,749.82 BNB Pledged Securities. book value
0.45% per annum, paid monthly .. maturity 06.01.2016	100,000.00		3,350,698.23 BNB Pledged Securities. fair market value
0.45% per annum, paid monthly .. maturity 06.15.2016	100,000.00	2,400,000.00	250,000.00 FDIC Coverage @ BNB
		2,400,000.00	3,600,698.23

GILLESPIE COUNTY, TEXAS

Portfolio Asset Summary vs. Security Holdings
As of September 30, 2015

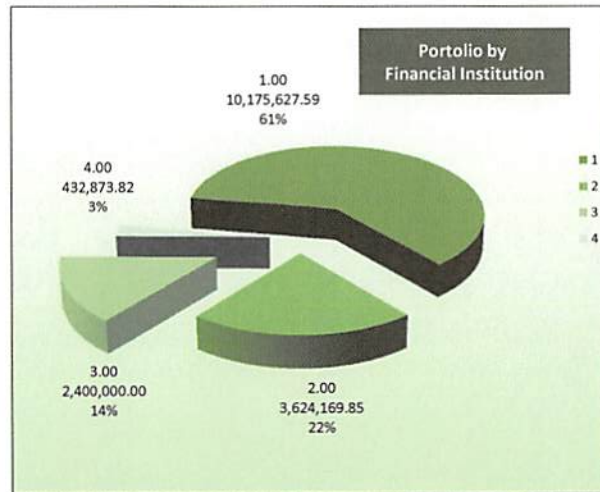
For Funds Held by the County Treasurer and All Fee Offices

Financial Institution Account / Investment Type	Cash Balances as of September 30, 2015	Financial Institution Pledge / Security Holdings
Total Assets	As Of September 30, 2015 16,632,671.26	Total Securities
	28,960,508.14	As Of September 30, 2015



**Portfolio by Investment Type
As of September 30, 2015**

1	1,097,775.88	Checking Accounts
2	6,427,851.71	Sweep Accounts
3	4,057,043.67	Investment Pools
4	5,050,000.00	Certificates of Deposit
	<u>16,632,671.26</u>	Total



**Portfolio by Financial Institution
As of September 30, 2015**

1	10,175,627.59	Security State Bank & Trust
2	3,624,169.85	TexPool
3	2,400,000.00	Blanco National Bank
4	432,873.82	Texas Class
	<u>16,632,671.26</u>	Total

GILLESPIE COUNTY, TEXAS
Portfolio Asset Summary vs. Security Holdings
As of September 30, 2015
For Funds Held by the County Treasurer and All Fee Offices

Financial Institution Account / Investment Type	Cash Balances as of September 30, 2015
Financial Institution	Pledge / Security Holdings

<p>Deposit and Investment Risk Disclosure</p> <p>General Statement ... The County continues to take a conservative approach to investment of county funds. Investment strategies are built on cash flow versus fund name. County funds are predominantly invested in TexPool ... an investment service for public funds ... and certificate of deposits. Depository interest-bearing checking accounts are used more as clearing accounts than a type of investment.</p> <p>The General Checking Account (multi-fund account) ... interest-bearing, with a one dollar (\$1.00) threshold ... is attached to a sweep account with a \$25,000.00 required minimum balance. This holds the same for the GOB Series 2013 Account ... it is interest-bearing, with a one dollar (\$1.00) threshold ... and is attached to a sweep account with a \$25,000.00 required minimum balance.</p> <p>Custodial Risk .. All deposits/investments with any banking institution are collateralized over 100%, all collateral (exclusive FDIC coverage) is placed with a third party that is not a depository of the County, and collateral is pledged to Gillespie County.</p> <p>Interest Rate Risk .. The County does not have a formal investment policy that limits investment maturities as a means of managing its exposure to fair value losses arising from changing interest rates.</p> <p>At September 30, 2015, the County had no investments other than those in an investment pool that would be effected.</p> <p>Certificates of Deposit are normally held at one year maturities and maturity dates are staggered. Occasionally CD's are originally invested for periods of less or over a year to optimize a staggered portfolio. CD's are held at face values with interests paid to the County monthly.</p> <p>Credit Risk .. At September 30, 2015, the County has no investments in commercial paper, corporate bonds, mutual funds.</p> <p>At September 30, 2015, TexPool was rated AAAm by Standard & Poor's.</p> <p>At September 30, 2015, Texas Class was rated AAAn by Standard & Poor's.</p> <p>Concentration of Credit Risk .. The County does not place any limit on the amount the County may invest with any type of investment or issuer.</p> <p>However, considering the current economy the County has kept lower concentrations in any one issuer.</p> <p>At September 30, 2015, the County had its assets/investments invested by investment type</p> <table style="margin-left: 40px;"> <tr><td>24.3920</td><td>% in investment pools</td></tr> <tr><td>30.3619</td><td>% in certificate of deposit(s)</td></tr> <tr><td>6.6001</td><td>% in checking, money market, passbook accounts</td></tr> <tr><td>38.6459</td><td>% in sweep accounts</td></tr> <tr><td>21.7895</td><td>% in TexPool</td></tr> <tr><td>61.1786</td><td>% in Security State Bank & Trust</td></tr> <tr><td>14.4294</td><td>% in Blanco National Bank</td></tr> <tr><td>2.6026</td><td>% in Texas Class</td></tr> </table>	24.3920	% in investment pools	30.3619	% in certificate of deposit(s)	6.6001	% in checking, money market, passbook accounts	38.6459	% in sweep accounts	21.7895	% in TexPool	61.1786	% in Security State Bank & Trust	14.4294	% in Blanco National Bank	2.6026	% in Texas Class	<p>At September 30, 2015, the County had its assets/investments invested by issuer</p> <table style="margin-left: 40px;"> <tr><td>24.3920</td><td>% in investment pools</td></tr> <tr><td>30.3619</td><td>% in certificate of deposit(s)</td></tr> <tr><td>6.6001</td><td>% in checking, money market, passbook accounts</td></tr> <tr><td>38.6459</td><td>% in sweep accounts</td></tr> <tr><td>21.7895</td><td>% in TexPool</td></tr> <tr><td>61.1786</td><td>% in Security State Bank & Trust</td></tr> <tr><td>14.4294</td><td>% in Blanco National Bank</td></tr> <tr><td>2.6026</td><td>% in Texas Class</td></tr> </table>	24.3920	% in investment pools	30.3619	% in certificate of deposit(s)	6.6001	% in checking, money market, passbook accounts	38.6459	% in sweep accounts	21.7895	% in TexPool	61.1786	% in Security State Bank & Trust	14.4294	% in Blanco National Bank	2.6026	% in Texas Class
24.3920	% in investment pools																																
30.3619	% in certificate of deposit(s)																																
6.6001	% in checking, money market, passbook accounts																																
38.6459	% in sweep accounts																																
21.7895	% in TexPool																																
61.1786	% in Security State Bank & Trust																																
14.4294	% in Blanco National Bank																																
2.6026	% in Texas Class																																
24.3920	% in investment pools																																
30.3619	% in certificate of deposit(s)																																
6.6001	% in checking, money market, passbook accounts																																
38.6459	% in sweep accounts																																
21.7895	% in TexPool																																
61.1786	% in Security State Bank & Trust																																
14.4294	% in Blanco National Bank																																
2.6026	% in Texas Class																																

**FY2014-2015
Gillespie County, Texas
County Treasurer Monthly Financial Statement
Of Funds Managed by County Treasurer**



For the Period Ended September 30, 2015

**Laura Lundquist, CCT, CIO
Gillespie County Treasurer**


Maintenance & Operating, COB/GOB, Special Revenue, Special Revenue..Grants, Trust and Agency							
Month To Date	08.31.2015 Cash Balance	Receipts	Disbursements	Allocations	FY2015 Adjustments	FY2014 Adjustments	09.30.2015 Cash Balance
M&O	13,107,946.04	494,582.04	1,839,762.62				
COB ... GOB Operating	492,240.97	81.35	449.13		3,781.07	75,248.14	11,841,794.67
COB ... GOB I&S	195,425.15	3,059.86					491,873.19
Special Revenue	1,784,590.91	418,869.61	36,318.51				198,485.01
Special Revenue ... Grants	75,733.11				(2,711.34)		2,164,430.67
Trust and Agency	693,417.97	156,095.51	208,766.98			(75,248.14)	484.97
					(1,069.73)		639,676.77
Totals	16,349,354.15	1,072,688.37	2,085,297.24	0.00	0.00	0.00	15,336,745.28

Year To Date	09.30.2014 Cash Balance	Receipts	Disbursements	Allocations	FY2015 Adjustments	FY2014 Adjustments	09.30.2015 Cash Balance
M&O	10,671,669.71	16,849,362.03	15,758,266.28				
COB ... GOB Operating	5,249,856.00	21,710.06	4,779,692.87		3,781.07	75,248.14	11,841,794.67
COB ... GOB I&S	217,647.17	1,182,315.34	1,201,477.50				491,873.19
Special Revenue	1,574,226.08	1,236,039.10	643,123.17				198,485.01
Special Revenue ... Grants	75,733.11				(2,711.34)		2,164,430.67
Trust and Agency	676,464.93	1,582,081.58	1,617,800.01			(75,248.14)	484.97
					(1,069.73)		639,676.77
Totals	18,465,597.00	20,871,508.11	24,000,359.83	0.00	0.00	0.00	15,336,745.28

Clerks of the Courts Trust Funds							
Month To Date	08.31.2015 Cash Balance	Receipts	Disbursements	Allocations	FY2015 Adjustments	FY2014 Adjustments	09.30.2015 Cash Balance
District Clerk Trust	18,020.22	1.26					18,021.48
County Clerk Trust	120,535.99	8.42					120,544.41
Totals	138,556.21	46.59	0.00	0.00	0.00	0.00	138,565.89

Year To Date	09.30.2014 Cash Balance	Receipts	Disbursements	Allocations	FY2015 Adjustments	FY2014 Adjustments	09.30.2015 Cash Balance
District Clerk Trust	519,956.80	159.77	502,095.09				18,021.48
County Clerk Trust	120,482.05	62.36					120,544.41
Totals	640,438.85	222.13	502,095.09	0.00	0.00	0.00	138,565.89

Respectfully submitted,


 Laura Lundquist, CCT, CIO
 Gillespie County Treasurer

The State of Texas, County of Gillespie

Before me, the undersigned authority, this day personally appeared Laura Lundquist, County Treasurer, to me well known, who, being duly sworn, desposes and says that the above and foregoing report is true and correct.

Witness my hand and seal of this office, this _____ day of _____, _____ A.D.

 Mary Lynn Rusche, County Clerk
 County of Gillespie, State of Texas

Compared, examined, and accepted in open Commissioners Court this _____ day of _____, _____ A.D.

 Mark Stroehrer, County Judge

 Curtis Cameron, Commissioner Pct No 1

 William A. Roeder, Commissioner Pct No 2

 Calvin Ransleben, Commissioner Pct No 3

 Donald W. Schuch, Commissioner Pct No 4