



FY2014-2015

GILLESPIE COUNTY, TEXAS

COUNTY TREASURER MONTHLY FINANCIAL REPORT

For The Period Ended

August 31, 2015

Unaudited

LAURA LUNDQUIST, C.C.T., C.I.O.
GILLESPIE COUNTY TREASURER

1. Cash/Investment Balances All Funds
For Period Ended August 31, 2015
2. Statement of Receipts, Disbursements, Electronic Funds Transfers, Payroll,
Interfund Allocations, Adjustments, and Investments All Funds
Month to Date by Fund
3. Statement of Receipts, Disbursements, Electronic Funds Transfers, Payroll,
Interfund Allocations, Adjustments, and Investments All Funds
Fiscal Year to Date by Fund
4. Statement of Maintenance & Operating Funds
FY2005 through August 31, 2015
General Fund
Road & Bridge Funds ... County Wide, Precinct No 1, Precinct No 2, Precinct No 3, Precinct No 4
5. Fund Cash/Investment Balance Comparison by Fiscal Year by Fund
Active and Inactive Funds
FY2004 through August 31, 2015
6. Overall Cash/Investment Balance Comparison by Month
FY1985 through August 31, 2015
7. County Sales Tax ... Effective January 01, 1988
Allocation Summary of Sales Tax Receipts
1988 through August 31, 2015

Statement of Repayment of Erroneous Receipt of Sales Tax
1997 through August 31, 2015 ... 20 Year Payout: Final Payment FY2016
8. Hotel Occupancy Tax (HOT) ... Effective January 01, 2007
Summary of HOT Receipts and Expenditures
For the Period of January 01, 2007 through August 31, 2015
9. Certificates of Obligation Bonds ... Interest & Sinking
Statement of Bond Redemptions & Interest Payment Schedule
GO Refunding Bonds, Series 2010
Refunding of COB Series 2001, Post Office & Clinic Building Properties



10. General Obligation Bonds ... Interest & Sinking
Statement of Bond Redemptions & Interest Payment Schedule
GOB Series 2013, Jail Construction Project
11. Lease / Purchase Finance ... Capital Equipment
Statement of Principal & Interest Payment Schedule
Road & Bridge Departments – Contract No 6451, December.2013
 - o Countywide
 - o Precinct No 1
 - o Precinct No 2
 - o Precinct No 3
 - o Precinct No 4
12. Public Property Finance ... Law Enforcement Radio System Upgrade
Statement of Principal & Interest Payment Schedule
Sheriff Office --- Contract No 6774, October.2014
13. District Clerk Trust Funds ... Statement of Holding in Trust Funds ... As Managed by County Treasurer
As of August 31, 2015
14. County Clerk Trust Funds ... Statement of Holding in Trust Funds ... As Managed by County Treasurer
As of August 31, 2015
15. Investment Performance Summary ... Certificate(s) of Deposit
As of August 31, 2015
16. County Treasurer Portfolio Asset Summary by Investment Type
As of August 31, 2015
17. County Portfolio Asset Summary vs. Security Holdings
As of August 31, 2015
18. Detailed Listing of Receipts to All Funds
For August.2015
19. Detailed Listing of Disbursements from All Funds
For August.2015
20. Detailed Listing of Electronic Funds Transfers from All Funds
For August.2015
21. Detailed Listing of Interfund Allocations to/from All Funds
For August.2015
22. Detailed Listing of Payroll Distribution All Funds
For August.2015
23. Financial Summary Recap ... Affidavit
As of August 31, 2015

FY2014-2015
 GILLESPIE COUNTY, TEXAS

CASH / INVESTMENT BALANCES
 OF ALL FUNDS MANAGED BY COUNTY TREASURER

For Period Ended August 31, 2015

| FUNDS LISTING BY CATEGORY | | |
|--|-------------------|----------------------|
| GENERAL and ROAD & BRIDGE FUNDS | | CASH and INVESTMENTS |
| Maintenance & Operating Funds | | |
| General Fund | 11,285,133.01 | |
| Road & Bridge Funds ... | | |
| County Wide | 1,372,916.99 | |
| Precinct No 1 | 119,331.33 | |
| Precinct No 2 | 52,102.55 | |
| Precinct No 3 | 59,716.38 | |
| Precinct No 4 | <u>218,745.78</u> | |
| Sub-total Road & Bridge Funds | 1,822,813.03 | <u>13,107,946.04</u> |
| SPECIAL REVENUE FUNDS | | |
| Law Library | 6,789.78 | |
| Lateral Road ... | | |
| Precinct No 1 | 6,633.18 | |
| Precinct No 2 | 0.00 | |
| Precinct No 3 | 6,633.18 | |
| Precinct No 4 | 6,633.18 | |
| Sub-total Lateral Road Funds | 19,899.54 | |
| Probate | 29,217.03 | |
| Court Reporter Service | 484.91 | |
| County Records Management | 90,243.36 | |
| County Clerk Records Management | 98,922.03 | |
| Sheriff Forfeiture | 37,621.62 | |
| Sheriff Abandoned Vehicle | 1,201.41 | |
| Sheriff Equitable Sharing | 1,201.87 | |
| Justice Court Bldg Security | 29,124.19 | |
| Courthouse Security | 615.19 | |
| District Clerk Records Management | 6,983.42 | |
| County & District Court Technology | 16,400.51 | |
| Occupancy Tax | 533,772.58 | |
| Pretrial Intervention | 123,025.71 | |
| Justice Court Technology | 110,526.40 | |
| Airport Operating | 659,315.70 | |
| LEOSE Training--Sheriff | 5,116.28 | |
| LEOSE Training--Constable No 1 | 8,038.15 | |
| LEOSE Training--Constable No 2 | 5,984.48 | |
| Tax Assessor - M V I | <u>106.75</u> | <u>1,784,590.91</u> |
| SPECIAL REVENUE FUNDS ... GRANTS | | |
| Grants ... General, Energy Efficiency | 0.00 | |
| Grants ... Law Enforcement, Emergency Services P25 Compliant Radio | 75,248.14 | |
| PML Loan Star Library | 258.39 | |
| PML PAC-Pug | 211.40 | |
| Airport Capital Project Grant | <u>15.18</u> | <u>75,733.11</u> |

FY2014-2015
 GILLESPIE COUNTY, TEXAS

CASH / INVESTMENT BALANCES
 OF ALL FUNDS MANAGED BY COUNTY TREASURER

For Period Ended August 31, 2015

| | | | |
|--|-------------------|-------------------|----------------------|
| CERTIFICATES OF OBLIGATION BONDS | | | |
| and | | | |
| GENERAL OBLIGATION BONDS | | | |
| ... | | | |
| Operating Accounts | | | |
| GOB Series 2013 ... Jail Project | <u>492,240.97</u> | <u>492,240.97</u> | |
| CERTIFICATES OF OBLIGATION BONDS | | | |
| and | | | |
| GENERAL OBLIGATION BONDS | | | |
| ... | | | |
| Interest & Sinking Accounts | | | |
| COB Series 2001/GOB Refunding Series 2010 ... Interest & Sinking | 21,929.06 | | |
| GOB Series 2013 ... Interest & Sinking | <u>173,496.09</u> | <u>195,425.15</u> | |
| TRUST and AGENCY FUNDS | | | |
| Criminal Justice | 2,347.00 | | |
| Waste Water (State Fee) | 440.00 | | |
| County Attorney Hot Check | 14,146.14 | | |
| McDermott (PML) | 142,432.58 | | |
| Breiten (PML) | 210,999.51 | | |
| Justice Of The Peace No. 1 | 58,300.60 | | |
| Justice Of The Peace No. 2 | 39,453.62 | | |
| Appellate Judicial System | 540.65 | | |
| Alternative Dispute Resolution | 1,437.19 | | |
| Unclaimed Monies | 54,211.45 | | |
| County Clerk Operating | 103,891.25 | | |
| District Clerk Operating | 65,217.98 | | |
| Light Up The Block | <u>0.00</u> | <u>693,417.97</u> | <u>16,349,354.15</u> |
| FUNDS PENDING RELEASE | | | |
| Check(s) pending release | 0.00 | | |
| EFT(s) pending release | <u>0.00</u> | <u>0.00</u> | <u>0.00</u> |
| CHANGE FUNDS | | | |
| General Fund (F.10) ... cash provider to various offices | 3,000.00 | | |
| Sheriff Seizure Fund (F.30) | 1,950.00 | | |
| County Attorney Hot Check Fund (F.80) | <u>50.00</u> | <u>5,000.00</u> | <u>5,000.00</u> |

FY2014-2015
 GILLESPIE COUNTY, TEXAS

CASH / INVESTMENT BALANCES
 OF ALL FUNDS MANAGED BY COUNTY TREASURER

For Period Ended August 31, 2015

| UNALLOCATED MONIES | | | |
|---|-------------|-----------------|----------------------|
| Checking Accounts | | | |
| Justice of Peace No 2 Checking ...unaccountable funds from 02.28.1999 ... date check book was turned over to County Treasurer | (98.56) | | |
| Justice of Peace No 2 Checking ...credit card payment pending | 324.00 | | |
| Justice of Peace No 1 Checking ...credit card payment pending | 1,171.00 | | |
| Justice of Peace No 1 Checking ...credit card payment transferred to JP#2 09.08.2015 | 180.00 | | |
| Justice of Peace No 1 Checking ...ccpayment from 08.26.2015 / pending JP ruling | 20.00 | | |
| General Checking ...online payment pending / US Trea | 2,721.37 | | |
| General Checking ...incorrect transfer out/to Appellate | 55.00 | | |
| General Checking ...County Attorney credit card payments to wrong account | 305.00 | | |
| District Clerk Checking ... 08.28.2015 credit card payment transferred to County Clerk | 30.00 | | |
| District Clerk Checking ... Rec.78549 written to County Clerk vs District Clerk | 13,078.48 | | |
| County Clerk Checking ...incorrect transfer out/to Appellate | (55.00) | | |
| County Clerk Checking ... Rec.78549 written to County Clerk vs District Clerk | (13,078.48) | | |
| County Clerk Checking ...credit card payment reversed 09.08.2015 | 376.00 | <u>5,028.81</u> | |
| Investment Pools ... Investment Service For Public Funds | | | |
| TexPool ... General | 0.00 | | |
| TexPool ... COB Series 2001/GOB Series 2010 Interest & Sinking | 0.00 | | |
| TexPool ... GOB Series 2013 Jail Project | 0.00 | | |
| Texas Class ... GOB Series 2013 Jail Project | <u>0.00</u> | <u>0.00</u> | |
| Other Unallocated Funds | | | |
| none reported | <u>0.00</u> | <u>0.00</u> | <u>5,028.81</u> |
| | | | 16,359,382.96 |

FY2014-2015
 GILLESPIE COUNTY, TEXAS

CASH / INVESTMENT BALANCES
 OF ALL FUNDS MANAGED BY COUNTY TREASURER

For Period Ended August 31, 2015

CHECKING and INVESTMENT ACCOUNTS

CHECKING ACCOUNTS

| | | |
|--|--------------|--------------|
| GENERAL OPERATING ... Interest Bearing Checking | (260.51) | |
| Cash On Hand | 0.00 | |
| Deposit In Process | 4,026.57 | |
| Deposit In Process | 231.00 | |
| Online Transfer | (9.84) | |
| Online Transfer | 2.45 | |
| Online Transfer | (33.22) | |
| Online Transfer | 14.54 | |
| Outstanding Financial Checks | (147,842.55) | |
| Outstanding Payroll Checks | (15,450.46) | |
| Check(s) pending release | 0.00 | (159,322.02) |
| GENERAL OPERATING ... Interest Bearing Sweep Account | | |
| Sweep of General Operating Checking | 7,007,890.73 | 7,007,890.73 |
| COB Series 2001 / GOREfuding Series 2010 INTEREST & SINKING Checking | 21,211.68 | |
| Cash On Hand | 0.00 | |
| Online Transfer | 9.84 | |
| Online Transfer | (2.45) | |
| Outstanding Checks | 0.00 | 21,219.07 |
| COUNTY ATTORNEY HOT CHECK ... Interest Bearing Checking | 17,441.12 | |
| Cash On Hand | 0.00 | |
| Deposit In Process | 76.21 | |
| Deposit In Process | 0.00 | |
| Outstanding Checks | (3,371.19) | 14,146.14 |
| APPELLATE JUDICIAL ... Interest Bearing Checking | 540.65 | |
| Cash On Hand | 0.00 | |
| Deposit In Process | 0.00 | |
| Online Transfer | 0.00 | |
| Online Transfer | 0.00 | |
| Outstanding Checks | 0.00 | 540.65 |
| JUSTICE OF THE PEACE No 1 ... Interest Bearing Checking | 59,582.67 | |
| Cash On Hand | 0.00 | |
| Deposit In Process | 1,203.33 | |
| Deposit In Process | 0.00 | |
| Outstanding Checks | (1,114.40) | 59,671.60 |
| JUSTICE OF THE PEACE No 2 ... Interest Bearing Checking | 44,767.30 | |
| Cash On Hand | 0.00 | |
| Deposit In Process | 237.50 | |
| Deposit In Process | 0.00 | |
| Outstanding Checks | (5,325.74) | 39,679.06 |

FY2014-2015
 GILLESPIE COUNTY, TEXAS

CASH / INVESTMENT BALANCES
 OF ALL FUNDS MANAGED BY COUNTY TREASURER

For Period Ended August 31, 2015

| CHECKING ACCOUNTS ... Continued | | | |
|--|------------|------------|--------------|
| COUNTY CLERK ... Interest Bearing Checking | 89,782.85 | | |
| Cash On Hand | 0.00 | | |
| Deposit In Process | 1,003.00 | | |
| Deposit In Process | 525.10 | | |
| Deposit In Process | 16.00 | | |
| Deposit In Process | 0.00 | | |
| Outstanding Checks ...checks outstanding prior to 10.01.2009 | (108.50) | | |
| Outstanding Checks ...outstanding checks post 09.30.2009 | (84.68) | 91,133.77 | |
| | | | |
| DISTRICT CLERK ... Interest Bearing Checking | 89,662.61 | | |
| Cash On Hand | 0.00 | | |
| Deposit In Process | 485.92 | | |
| Deposit In Process | 0.00 | | |
| Outstanding Checks ...checks outstanding prior to 10.01.2009 | (4,361.86) | | |
| Outstanding Checks ...outstanding checks post 09.30.2009 | (7,460.21) | 78,326.46 | |
| | | | |
| GOB SERIES 2013 - Jail Project ... Interest Bearing Checking | 1.00 | | |
| Cash On Hand | 0.00 | | |
| Online Transfer | 0.00 | | |
| Deposit In Process | 0.00 | | |
| Outstanding Checks | (449.14) | (448.14) | |
| | | | |
| GOB SERIES 2013 - Jail Project ... Interest Bearing Sweep Account | | | |
| Sweep of GOB 2013 Jail Project Checking | 59,884.45 | 59,884.45 | |
| | | | |
| GOB SERIES 2013 - Interest & Sinking ... Interest Bearing Checking | 173,477.41 | | |
| Cash On Hand | 0.00 | | |
| Online Transfer | 33.22 | | |
| Online Transfer | (14.54) | | |
| Online Transfer | 0.00 | | |
| Outstanding Checks | 0.00 | 173,496.09 | 7,386,217.86 |

FY2014-2015
 GILLESPIE COUNTY, TEXAS

CASH / INVESTMENT BALANCES
 OF ALL FUNDS MANAGED BY COUNTY TREASURER

For Period Ended August 31, 2015

TIME CERTIFICATE OF DEPOSIT(s)

All General Fund (10.) Investments

Blanco National Bank

| | | |
|--|------------|---------------------|
| BNB CD .. 0.45% per annum, paid monthly .. 11.07.2015 maturity | 100,000.00 | |
| BNB CD .. 0.45% per annum, paid monthly .. 02.11.2016 maturity | 100,000.00 | |
| BNB CD .. 0.45% per annum, paid monthly .. 01.02.2016 maturity | 100,000.00 | |
| BNB CD .. 0.45% per annum, paid monthly .. 07.19.2016 maturity | 100,000.00 | |
| BNB CD .. 0.45% per annum, paid monthly .. 03.07.2016 maturity | 100,000.00 | |
| BNB CD .. 0.45% per annum, paid monthly .. 09.07.2015 maturity | 100,000.00 | |
| BNB CD .. 0.45% per annum, paid monthly .. 10.07.2015 maturity | 100,000.00 | |
| BNB CD .. 0.45% per annum, paid monthly .. 05.28.2016 maturity | 100,000.00 | |
| BNB CD .. 0.45% per annum, paid monthly .. 05.28.2016 maturity | 100,000.00 | |
| BNB CD .. 0.45% per annum, paid monthly .. 08.02.2016 maturity | 100,000.00 | |
| BNB CD .. 0.45% per annum, paid monthly .. 11.02.2015 maturity | 100,000.00 | |
| BNB CD .. 0.45% per annum, paid monthly .. 12.02.2015 maturity | 100,000.00 | |
| BNB CD .. 0.45% per annum, paid monthly .. 04.18.2016 maturity | 100,000.00 | |
| BNB CD .. 0.45% per annum, paid monthly .. 11.22.2015 maturity | 100,000.00 | |
| BNB CD .. 0.45% per annum, paid monthly .. 01.30.2016 maturity | 100,000.00 | |
| BNB CD .. 0.45% per annum, paid monthly .. 01.30.2016 maturity | 100,000.00 | |
| BNB CD .. 0.45% per annum, paid monthly .. 03.05.2016 maturity | 100,000.00 | |
| BNB CD .. 0.45% per annum, paid monthly .. 04.01.2016 maturity | 100,000.00 | |
| BNB CD .. 0.45% per annum, paid monthly .. 12.01.2015 maturity | 100,000.00 | |
| BNB CD .. 0.45% per annum, paid monthly .. 04.01.2016 maturity | 100,000.00 | |
| BNB CD .. 0.45% per annum, paid monthly .. 04.01.2016 maturity | 100,000.00 | |
| BNB CD .. 0.45% per annum, paid monthly .. 04.15.2016 maturity | 100,000.00 | |
| BNB CD .. 0.45% per annum, paid monthly .. 06.01.2016 maturity | 100,000.00 | |
| BNB CD .. 0.45% per annum, paid monthly .. 06.15.2016 maturity | 100,000.00 | <u>2,400,000.00</u> |

Security State Bank & Trust (County Depository)

| | | |
|--|-------------------|---|
| SSB&T CD .. 0.35% per annum, paid monthly .. 02.11.2016 maturity | 100,000.00 | |
| SSB&T CD .. 0.35% per annum, paid monthly .. 05.02.2016 maturity | 100,000.00 | |
| SSB&T CD .. 0.35% per annum, paid monthly .. 02.28.2016 maturity | 100,000.00 | |
| SSB&T CD .. 0.35% per annum, paid monthly .. 10.29.2015 maturity | 100,000.00 | |
| SSB&T CD .. 0.35% per annum, paid monthly .. 03.04.2016 maturity | 250,000.00 | |
| SSB&T CD .. 0.35% per annum, paid monthly .. 04.01.2016 maturity | 500,000.00 | |
| SSB&T CD .. 0.35% per annum, paid monthly .. 07.01.2016 maturity | 500,000.00 | |
| SSB&T CD .. 0.35% per annum, paid monthly .. 10.01.2015 maturity | 500,000.00 | |
| SSB&T CD .. 0.35% per annum, paid monthly .. 01.01.2016 maturity | <u>500,000.00</u> | <u>2,650,000.00</u> <u>5,050,000.00</u> |

FY2014-2015
 GILLESPIE COUNTY, TEXAS

CASH / INVESTMENT BALANCES
 OF ALL FUNDS MANAGED BY COUNTY TREASURER

For Period Ended August 31, 2015

| INVESTMENT POOLS ... Investment Service For Public Funds | | | |
|--|-----------------|---------------------|----------------------|
| TexPool | | | |
| GENERAL ... Multi-Fund Account | 3,484,650.45 | | |
| Deposit In Process | 0.00 | | |
| Monies In Transit | <u>0.00</u> | <u>3,484,650.45</u> | |
| COB SERIES 2001/GORefunding SERIES 2010 ... Interest & Sinking | 709.99 | | |
| Deposit In Process | 0.00 | | |
| Monies In Transit | <u>0.00</u> | <u>709.99</u> | |
| GOB SERIES 2013 ... Jail Project | 0.00 | | |
| Deposit In Process | 0.00 | | |
| Monies In Transit | <u>0.00</u> | <u>0.00</u> | |
| TexPool sub-total | | <u>3,485,360.44</u> | |
| Texas Class | | | |
| GOB SERIES 2013 ... Jail Project | 432,804.66 | | |
| Deposit In Process | 0.00 | | |
| Monies In Transit | <u>0.00</u> | <u>432,804.66</u> | <u>3,918,165.10</u> |
| CHANGE FUNDS | | | |
| Under General Fund (F.10) | | | |
| Tax Office ... Teller Drawers (4) | 1,200.00 | | |
| Tax Office ... Office Administration | 0.00 | | |
| County Clerk | 100.00 | | |
| District Clerk | 100.00 | | |
| Justice of Peace No 1 | 200.00 | | |
| Justice of Peace No 2 | 200.00 | | |
| Pioneer Memorial Library | 100.00 | | |
| Sheriff ... Administration | 50.00 | | |
| Sheriff ... Jail Operations | 50.00 | | |
| County Treasurer | 1,000.00 | | |
| County Warehouse | <u>0.00</u> | <u>3,000.00</u> | |
| Under Sheriff Seizure (F.30) | | | |
| Sheriff ... Administrative Office | <u>1,950.00</u> | <u>1,950.00</u> | |
| Under County Attorney Hot Check (F.80) | | | |
| County Attorney | <u>50.00</u> | <u>50.00</u> | <u>5,000.00</u> |
| | | | 16,359,382.96 |


**FY2014-2015
 GILLESPIE COUNTY, TEXAS**

**CASH / INVESTMENT BALANCES
 OF ALL FUNDS MANAGED BY COUNTY TREASURER**

For Period Ended August 31, 2015

| DISTRICT CLERK HOLDING | | | | | |
|---|------------------------------------|------------------|----------------------|------------------|------------------|
| HOLDING ACCOUNT (s) | | | CASH and INVESTMENTS | | |
| | holding account(s) | <u>18,020.22</u> | <u>18,020.22</u> | <u>18,020.22</u> | <u>18,020.22</u> |
| INVESTMENT POOLS ... Investment Service For Public Funds | | | | | |
| | TEXPOOL ... DISTRICT CLERK HOLDING | 18,020.22 | | | |
| | Deposit In Process | 0.00 | | | |
| | Monies In Transit | <u>0.00</u> | <u>18,020.22</u> | <u>18,020.22</u> | <u>18,020.22</u> |

| COUNTY CLERK HOLDING | | | | | |
|---|----------------------------------|-------------------|----------------------|-------------------|-------------------|
| HOLDING ACCOUNT (s) | | | CASH and INVESTMENTS | | |
| | holding account(s) | <u>120,535.99</u> | <u>120,535.99</u> | <u>120,535.99</u> | <u>120,535.99</u> |
| INVESTMENT POOLS ... Investment Service For Public Funds | | | | | |
| | TEXPOOL ... COUNTY CLERK HOLDING | 120,535.99 | | | |
| | Deposit In Process | 0.00 | | | |
| | Monies In Transit | <u>0.00</u> | <u>120,535.99</u> | <u>120,535.99</u> | <u>120,535.99</u> |


 Laura Lundquist, C.C.T., C.I.O.
 Gillespie County Treasurer
 Gillespie County, Texas

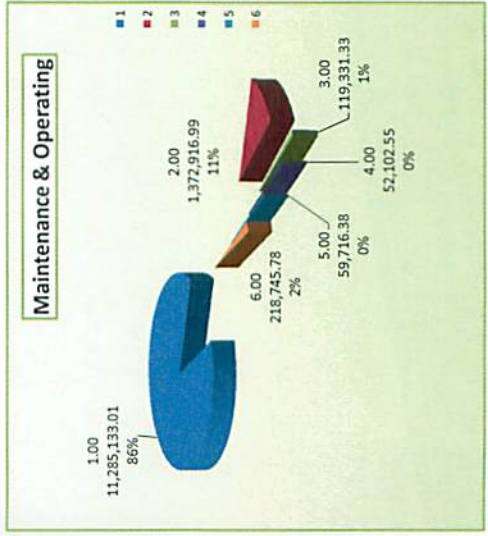
**FY2014-2015
GILLESPIE COUNTY, TEXAS
STATEMENT OF
Receipts, Disbursements, Electronic Funds Transfers, Payroll, Interfund Transfers, Adjustments, and Time Investments
of County Funds Managed by County Treasurer**

For the Period Ended August 31, 2015

| FY2014-2015 For Current Account Period | Cash Balance as of 07.31.2015 | Receipts | Disbursements | Electronic Fund Transfers | Payroll | Total Disbursements | Interfund Allocations In | Interfund Allocations Out | FY2015 Adjustments | FY2014 YE Adjustments | Cash Balances as of 08.31.2015 | Time Investments | Adjusted Cash Balance as of 08.31.2015 | FY2014-2015 For Current Account Period |
|---|--|-------------------|-------------------|------------------------------|-------------------|------------------------|--------------------------------|---------------------------------|-----------------------|-----------------------------|---|---------------------|---|---|
| GENERAL and ROAD & BRIDGE ... Maintenance & Operating Funds | | | | | | | | | | | | | | |
| F10 General | 11,837,892.81 | 362,705.81 | 398,103.04 | 264,554.27 | 252,808.30 | 915,465.61 | | | | | 11,285,133.01 | 5,050,000.00 | 6,235,133.01 | F10 General |
| Road & Bridge Funds | | | | | | | | | | | | | | Road & Bridge Funds |
| F15 County Wide | 1,344,851.69 | 33,246.51 | 3,130.34 | | 2,050.87 | 5,181.21 | | | | | 1,372,916.99 | | 1,372,916.99 | F15 County Wide |
| F16 Precinct No 1 | 176,088.87 | 26.73 | 44,673.68 | | 12,110.59 | 56,784.27 | | | | | 119,331.33 | | 119,331.33 | F16 Precinct No 1 |
| F17 Precinct No 2 | 75,495.32 | 9.94 | 15,250.92 | | 8,151.79 | 23,402.71 | | | | | 52,102.55 | | 52,102.55 | F17 Precinct No 2 |
| F18 Precinct No 3 | 157,033.26 | 11.05 | 67,724.75 | | 29,603.18 | 97,327.93 | | | | | 59,716.38 | | 59,716.38 | F18 Precinct No 3 |
| F19 Precinct No 4 | 247,208.91 | 372.64 | 17,623.84 | | 11,211.93 | 28,835.77 | | | | | 218,745.78 | | 218,745.78 | F19 Precinct No 4 |
| Sub-Total R&B | 2,000,678.05 | 33,669.87 | 148,403.53 | 0.00 | 63,128.36 | 211,531.89 | 0.00 | 0.00 | 0.00 | 0.00 | 1,822,813.03 | 0.00 | 1,822,813.03 | Sub-Total R&B |
| Sub-Totals General / Road & Bridge ... Maintenance & Operating Funds | 13,838,570.86 | 396,372.68 | 546,506.57 | 264,554.27 | 315,936.66 | 1,126,997.50 | 0.00 | 0.00 | 0.00 | 0.00 | 13,107,946.04 | 5,050,000.00 | 8,057,946.04 | Sub-Totals General / Road & Bridge ... Maintenance & Operating Funds |

**Maintenance & Operating
Cash Balances by Fund
As of August 31, 2015**

| General Fund | F15 County Wide | F16 Precinct No 1 | F17 Precinct No 2 | F18 Precinct No 3 | F19 Precinct No 4 |
|---------------|-----------------|-------------------|-------------------|-------------------|-------------------|
| 11,285,133.01 | 1,372,916.99 | 119,331.33 | 52,102.55 | 59,716.38 | 218,745.78 |
| | | | | | 13,107,946.04 |



**FY2014-2015
GILLESPIE COUNTY, TEXAS
STATEMENT OF
Receipts, Disbursements, Electronic Funds Transfers, Payroll, Interfund Transfers, Adjustments, and Time Investments
of County Funds Managed by County Treasurer**

For the Period Ended August 31, 2015

| FY2014-2015 For Current Account Period | Cash Balance as of 07.31.2015 | Receipts | Disbursements | Electronic Fund Transfers | Payroll | Total Disbursements | Interfund Allocations In | Interfund Allocations Out | FY2015 Adjustments | FY2014 YE Adjustments | Cash Balances as of 08.31.2015 | Time Investments | Adjusted Cash Balance as of 08.31.2015 | FY2014-2015 For Current Account Period |
|--|--|------------------|------------------|------------------------------|-----------------|------------------------|--------------------------------|---------------------------------|-----------------------|-----------------------------|---|---------------------|---|--|
| SPECIAL REVENUE | | | | | | | | | | | | | | |
| F20 Law Library | 7,555.78 | | 766.00 | | | 766.00 | | | | | 6,789.78 | | 6,789.78 | F20 Law Library |
| F21 Lateral Road Precinct Depts | | | | | | | | | | | | | | F21 Lateral Road Precinct Depts |
| Precinct No 1 | 6,633.18 | | | | | 0.00 | | | | | 6,633.18 | | 6,633.18 | Precinct No 1 |
| Precinct No 2 | 0.00 | | | | | 0.00 | | | | | 0.00 | | 0.00 | Precinct No 2 |
| Precinct No 3 | 6,633.18 | | | | | 0.00 | | | | | 6,633.18 | | 6,633.18 | Precinct No 3 |
| Precinct No 4 | 6,633.18 | | | | | 0.00 | | | | | 6,633.18 | | 6,633.18 | Precinct No 4 |
| F24 Probate | 29,217.03 | | | | | 0.00 | | | | | 29,217.03 | | 29,217.03 | F24 Probate |
| F25 Court Reporter | 884.31 | | 399.40 | | | 399.40 | | | | | 484.91 | | 484.91 | F25 Court Reporter |
| F28 County Records Mgmt | 90,243.36 | | | | | 0.00 | | | | | 90,243.36 | | 90,243.36 | F28 County Records Mgmt |
| F29 County Clerk Records Mgmt | 115,548.55 | | 14,820.65 | | 1,805.87 | 16,626.52 | | | | | 98,922.03 | | 98,922.03 | F29 County Clerk Records Mgmt |
| F30 Sheriff Forfeiture | 36,935.89 | 1,818.17 | 1,132.44 | | | 1,132.44 | | | | | 37,621.62 | | 37,621.62 | F30 Sheriff Forfeiture |
| F93 Sheriff Abandoned Vehicle | 1,201.21 | 0.20 | | | | 0.00 | | | | | 1,201.41 | | 1,201.41 | F93 Sheriff Abandoned Vehicle |
| F31 Justice Court Bldg Security | 29,124.19 | | | | | 0.00 | | | | | 29,124.19 | | 29,124.19 | F31 Justice Court Bldg Security |
| F32 Courthouse Security | 616.75 | | | | 1.56 | 1.56 | | | | | 615.19 | | 615.19 | F32 Courthouse Security |
| F34 District Clerk Records Mgmt | 6,983.42 | | | | | 0.00 | | | | | 6,983.42 | | 6,983.42 | F34 District Clerk Records Mgmt |
| F35 County & District Courts Technology | 16,400.51 | | | | | 0.00 | | | | | 16,400.51 | | 16,400.51 | F35 County & District Courts Technology |
| F36 Occupancy Tax | 508,078.00 | 25,694.58 | | | | 0.00 | | | | | 533,772.58 | | 533,772.58 | F36 Occupancy Tax |
| F37 Pretrial Intervention | 123,025.71 | | | | | 0.00 | | | | | 123,025.71 | | 123,025.71 | F37 Pretrial Intervention |
| F51 Justice Court Technology | 110,526.40 | | | | | 0.00 | | | | | 110,526.40 | | 110,526.40 | F51 Justice Court Technology |
| F72 Airport Operating | 659,462.97 | 7,632.15 | 2,596.93 | | 5,182.49 | 7,779.42 | | | | | 659,315.70 | | 659,315.70 | F72 Airport Operating |
| F78 LEOSE -Sheriff | 5,116.28 | | | | | 0.00 | | | | | 5,116.28 | | 5,116.28 | F78 LEOSE -Sheriff |
| F79 LEOSE- Constable 1 | 8,038.15 | | | | | 0.00 | | | | | 8,038.15 | | 8,038.15 | F79 LEOSE- Constable 1 |
| F82 LEOSE-Constable 2 | 5,984.48 | | | | | 0.00 | | | | | 5,984.48 | | 5,984.48 | F82 LEOSE-Constable 2 |
| F81 Tax Assessor-M V I | 106.75 | | | | | 0.00 | | | | | 106.75 | | 106.75 | F81 Tax Assessor-M V I |
| F40 Sheriff Equitable Sharing | 1,201.67 | 0.20 | | | | 0.00 | | | | | 1,201.87 | | 1,201.87 | F40 Sheriff Equitable Sharing |
| Sub-Totals Special Revenue | 1,776,150.95 | 35,145.30 | 19,715.42 | 0.00 | 6,989.92 | 26,705.34 | 0.00 | 0.00 | 0.00 | 0.00 | 1,784,590.91 | 0.00 | 1,784,590.91 | Sub-Totals Special Revenue |

**FY2014-2015
GILLESPIE COUNTY, TEXAS
STATEMENT OF
Receipts, Disbursements, Electronic Funds Transfers, Payroll, Interfund Transfers, Adjustments, and Time Investments
of County Funds Managed by County Treasurer**

For the Period Ended August 31, 2015

| FY2014-2015 For Current Account Period | Cash Balance as of 07.31.2015 | Receipts | Disbursements | Electronic Fund Transfers | Payroll | Total Disbursements | Interfund Allocations In | Interfund Allocations Out | FY2015 Adjustments | FY2014 YE Adjustments | Cash Balances as of 08.31.2015 | Time Investments | Adjusted Cash Balance as of 08.31.2015 | FY2014-2015 For Current Account Period |
|--|--|----------|---------------|------------------------------|---------|------------------------|--------------------------------|---------------------------------|-----------------------|-----------------------------|---|---------------------|---|--|
|--|--|----------|---------------|------------------------------|---------|------------------------|--------------------------------|---------------------------------|-----------------------|-----------------------------|---|---------------------|---|--|

| SPECIAL REVENUE ... GRANTS | | | | | | | | | | | | | | |
|--|------------------|-------------|-------------|-------------|-------------|-------------|-------------|-------------|-------------|-------------|------------------|-------------|------------------|--|
| F11 Grants ... General - Energy Efficiency | 0.00 | | | | | 0.00 | | | | | 0.00 | | 0.00 | F11 Grants ... General - Energy Efficiency |
| F11 Grants ... Law Enforcement, Emergency Services P25 Compliant Radio | 75,248.14 | | | | | 0.00 | | | | | 75,248.14 | | 75,248.14 | F11 Grants ... Law Enforcement, Emergency Services P25 Compliant Radio |
| F54 PML ... Loan Star Grant | 258.39 | | | | | 0.00 | | | | | 258.39 | | 258.39 | F54 PML ... Loan Star Grant |
| F54 PML ... PAC-HUG Grant | 211.40 | | | | | 0.00 | | | | | 211.40 | | 211.40 | F54 PML ... PAC-HUG Grant |
| F71 Airport Capital Project Grant | 15.18 | | | | | 0.00 | | | | | 15.18 | | 15.18 | F71 Airport Capital Project Grant |
| Sub-Totals Special Revenue ... Grants | 75,733.11 | 0.00 | 0.00 | 0.00 | 0.00 | 0.00 | 0.00 | 0.00 | 0.00 | 0.00 | 75,733.11 | 0.00 | 75,733.11 | Sub-Totals Special Revenue ... Grants |

| CERTIFICATES OF OBLIGATION BONDS and GENERAL OBLIGATION BONDS ... Project Operating Accounts | | | | | | | | | | | | | | |
|---|-------------------|---------------|-------------------|-------------|-------------|-------------------|-------------|-------------|-------------|-------------|-------------------|-------------|-------------------|---|
| F81 GOB Series 2013 ... Jail Project | 743,997.50 | 116.46 | 251,872.99 | | | 251,872.99 | | | | | 492,240.97 | | 492,240.97 | F81 GOB Series 2013 ... Jail Project |
| Sub-Totals COB ... GOB Operating | 743,997.50 | 116.46 | 251,872.99 | 0.00 | 0.00 | 251,872.99 | 0.00 | 0.00 | 0.00 | 0.00 | 492,240.97 | 0.00 | 492,240.97 | Sub-Totals COB ... GOB Operating |

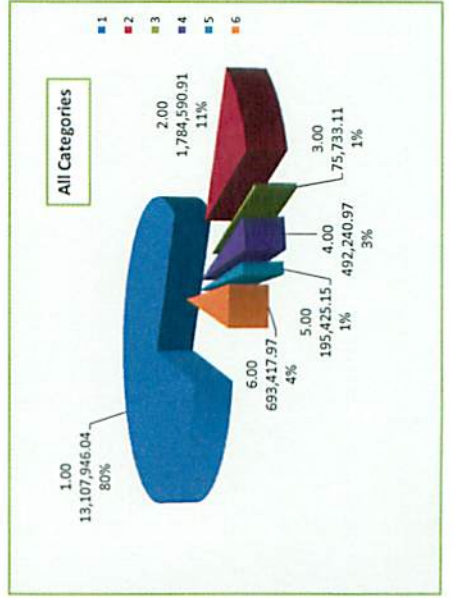
| CERTIFICATES OF OBLIGATION BONDS and GENERAL OBLIGATION BONDS ... Interest & Sinking Accounts | | | | | | | | | | | | | | |
|--|-------------------|-----------------|-------------------|-------------|-------------|-------------------|-------------|-------------|-------------|-------------|-------------------|-------------|-------------------|--|
| F82 GOB Series 2013 ... Interest & Sinking | 410,987.83 | 5,533.26 | 243,025.00 | | | 243,025.00 | | | | | 173,496.09 | | 173,496.09 | F82 GOB Series 2013 ... Interest & Sinking |
| F53 COB Series 2001 / GOB Refunding Series 2013 ... Interest & Sinking | 34,860.12 | 1,026.44 | 13,957.50 | | | 13,957.50 | | | | | 21,929.06 | | 21,929.06 | F53 COB Series 2001 / GOB Refunding Series 2013 ... Interest & Sinking |
| Sub-Totals COB ... GOB I&S | 445,847.95 | 6,559.70 | 256,982.50 | 0.00 | 0.00 | 256,982.50 | 0.00 | 0.00 | 0.00 | 0.00 | 195,425.15 | 0.00 | 195,425.15 | Sub-Totals COB ... GOB I&S |

**FY2014-2015
GILLESPIE COUNTY, TEXAS
STATEMENT OF
Receipts, Disbursements, Electronic Funds Transfers, Payroll, Interfund Transfers, Adjustments, and Time Investments
of County Funds Managed by County Treasurer**

For the Period Ended August 31, 2015

| FY2014-2015 For Current Account Period | Cash Balance as of 07.31.2015 | Receipts | Disbursements | Electronic Fund Transfers | Payroll | Total Disbursements | Interfund Allocations In | Interfund Allocations Out | FY2015 Adjustments | FY2014 YE Adjustments | Cash Balances as of 08.31.2015 | Time Investments | Adjusted Cash Balance as of 08.31.2015 | FY2014-2015 For Current Account Period |
|--|--|-------------------|-----------------|------------------------------|-------------|------------------------|--------------------------------|---------------------------------|-----------------------|-----------------------------|---|---------------------|---|---|
| TRUST and AGENCY | | | | | | | | | | | | | | TRUST and AGENCY |
| F22 Criminal Justice | 1,454.04 | 1,200.00 | 307.04 | | | 307.04 | | | | | 2,347.00 | | 2,347.00 | F22 Criminal Justice |
| F27 Waste Water Check | 280.00 | 160.00 | | | | 0.00 | | | | | 440.00 | | 440.00 | F27 Waste Water F80 County Attorney Hot Check |
| F89 McDermott (PML) | 13,953.33 | 4,618.08 | 4,425.27 | | | 4,425.27 | | | | | 14,146.14 | | 14,146.14 | F89 McDermott (PML) |
| F92 Breiten (PML) | 142,408.82 | 23.76 | | | | 0.00 | | | | | 142,432.58 | | 142,432.58 | F92 Breiten (PML) |
| F85 Justice Of Peace 1 | 211,767.21 | 35.30 | 823.00 | | | 823.00 | | | | | 210,999.51 | | 210,999.51 | F85 Justice Of Peace 1 |
| F86 Justice Of Peace 2 | 40,779.55 | 17,681.05 | 160.00 | | | 160.00 | | | | | 58,300.60 | | 58,300.60 | F86 Justice Of Peace 2 |
| F83 Appellate Judicial Resolution | 19,783.52 | 23,329.38 | 3,659.28 | | | 3,659.28 | | | | | 39,453.62 | | 39,453.62 | F83 Appellate Judicial Resolution |
| F84 Alternative Dispute Resolution | 540.63 | 0.02 | | | | 0.00 | | | | | 540.65 | | 540.65 | F84 Alternative Dispute Resolution |
| F90 Unclaimed Monies | 1,437.19 | | | | | 0.00 | | | | | 1,437.19 | | 1,437.19 | F90 Unclaimed Monies |
| F94 County Clerk Operating | 54,211.45 | 55,564.29 | | | | 0.00 | | | | | 54,211.45 | | 54,211.45 | F94 County Clerk Operating |
| F95 District Clerk Operating | 48,326.96 | | | | | 0.00 | | | | | 103,891.25 | | 103,891.25 | F95 District Clerk Operating |
| F99 Light Up The Block | 47,144.11 | 18,073.87 | | | | 0.00 | | | | | 65,217.98 | | 65,217.98 | F99 Light Up The Block |
| | 0.00 | | | | | 0.00 | | | | | 0.00 | | 0.00 | |
| Sub-Totals Trust and Agency | 582,106.81 | 120,685.75 | 9,374.59 | 0.00 | 0.00 | 9,374.59 | 0.00 | 0.00 | 0.00 | 0.00 | 693,417.97 | 0.00 | 693,417.97 | Sub-Totals Trust and Agency |

| TOTALS ALL FUNDS | 17,462,407.18 | 558,879.69 | 827,469.57 | 521,536.77 | 322,926.58 | 1,671,932.92 | 0.00 | 0.00 | 0.00 | 0.00 | 16,349,354.15 | 5,050,000.00 | 11,299,354.15 | TOTALS ALL FUNDS |
|---------------------|---------------|------------|------------|------------|------------|--------------|------|------|------|------|---------------|--------------|---------------|---------------------|
|---------------------|---------------|------------|------------|------------|------------|--------------|------|------|------|------|---------------|--------------|---------------|---------------------|



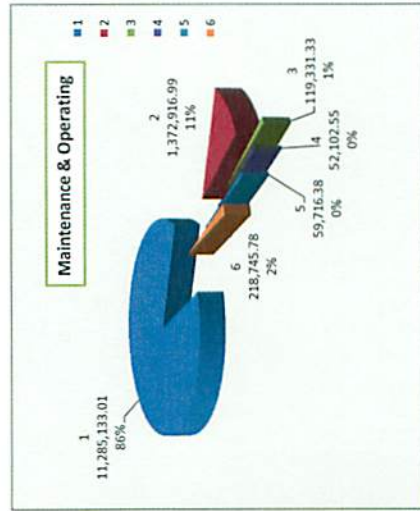
**FY2014-2015
GILLESPIE COUNTY, TEXAS
STATEMENT OF
Receipts, Disbursements, Electronic Funds Transfers, Payroll, Interfund Transfers, Adjustments, and Time Investments
of County Funds Managed by County Treasurer**

Fiscal Year to Date as of Period Ended August 31, 2015

| FY2014-2015 Fiscal Year to Date as of Period Ended | Cash Balance as of 09.30.2014 | Receipts | Disbursements | Electronic Fund Transfers | Payroll | Total Disbursements | Interfund Allocations In | Interfund Allocations Out | FY2015 Adjustments | FY2014 YE Adjustments | Cash Balances as of 08.31.2015 | Time Investments | Adjusted Cash Balance as of 08.31.2015 | FY2014-2015 Fiscal Year to Date as of Period Ended |
|---|--|----------------------|---------------------|------------------------------|---------------------|------------------------|--------------------------------|---------------------------------|-----------------------|-----------------------------|---|---------------------|---|---|
| GENERAL and ROAD & BRIDGE ... Maintenance & Operating Funds | | | | | | | | | | | | | | GENERAL and ROAD & BRIDGE ... Maintenance & Operating Funds |
| F10 General | 9,427,791.73 | 13,908,105.05 | 6,700,557.39 | 2,440,960.41 | 2,909,225.97 | 12,050,763.77 | | | | | 11,285,133.01 | 5,050,000.00 | 6,235,133.01 | F10 General |
| Road & Bridge Funds | | | | | | | | | | | | | | Road & Bridge Funds |
| F15 County Wide | 378,620.01 | 2,438,018.05 | 105,262.18 | | 24,458.89 | 129,721.07 | | 1,314,000.00 | | | 1,372,916.99 | | 1,372,916.99 | F15 County Wide |
| F16 Precinct No 1 | 241,992.22 | 239.52 | 282,955.00 | | 171,945.41 | 454,900.41 | 332,000.00 | | | | 119,331.33 | | 119,331.33 | F16 Precinct No 1 |
| F17 Precinct No 2 | 250,708.69 | 6,910.46 | 286,878.73 | | 170,637.87 | 457,516.60 | 252,000.00 | | | | 52,102.55 | | 52,102.55 | F17 Precinct No 2 |
| F18 Precinct No 3 | 143,588.42 | 105.27 | 294,351.01 | | 213,627.30 | 507,978.31 | 424,000.00 | | | | 59,716.38 | | 59,716.38 | F18 Precinct No 3 |
| F19 Precinct No 4 | 228,968.64 | 1,400.64 | 162,473.87 | | 155,149.63 | 317,623.50 | 306,000.00 | | | | 218,745.78 | | 218,745.78 | F19 Precinct No 4 |
| Sub-Total R&B | 1,243,877.96 | 2,440,614.94 | 1,131,500.79 | 0.00 | 735,919.10 | 1,867,739.89 | 1,314,000.00 | 1,314,000.00 | 0.00 | 0.00 | 1,622,913.03 | 0.00 | 1,622,913.03 | Sub-Total R&B |
| Sub-Totals General / Road & Bridge ... Maintenance & Operating Funds | 10,671,669.71 | 16,354,779.99 | 7,832,478.18 | 2,440,960.41 | 3,645,045.07 | 13,918,503.66 | 1,314,000.00 | 1,314,000.00 | 0.00 | 0.00 | 13,107,946.04 | 5,050,000.00 | 8,057,946.04 | Sub-Totals General / Road & Bridge ... Maintenance & Operating Funds |

**Maintenance & Operating
Cash Balances by Fund
As of August 31, 2015**

| Fund | Cash Balance |
|---------------------|----------------------|
| 1 General Fund | 11,285,133.01 |
| 2 F15 County Wide | 1,372,916.99 |
| 3 F16 Precinct No 1 | 119,331.33 |
| 4 F17 Precinct No 2 | 52,102.55 |
| 5 F18 Precinct No 3 | 59,716.38 |
| 6 F19 Precinct No 4 | 218,745.78 |
| Total | 13,107,946.04 |



**FY2014-2015
GILLESPIE COUNTY, TEXAS
STATEMENT OF
Receipts, Disbursements, Electronic Funds Transfers, Payroll, Interfund Transfers, Adjustments, and Time Investments
of County Funds Managed by County Treasurer
Fiscal Year to Date as of Period Ended August 31, 2015**

| Fiscal Year to Date as of | Cash | Disbursements | Electronic Funds Transfers | Payroll | Total Disbursements | Interfund Allocations In | Interfund Allocations Out | FY2015 Adjustments | FY2014 YE Adjustments | Cash Balances as of | Investments as of | Cash Balance as of | Fiscal Year to Date as of Period Ended |
|------------------------------|-------|---------------|----------------------------|---------|---------------------|--------------------------|---------------------------|--------------------|-----------------------|---------------------|-------------------|--------------------|---|
| 09.30.2014 | as of | Disbursements | Fund Transfers | Payroll | Total Disbursements | In | Out | Adjustments | Adjustments | as of | Investments | as of | FY2014-2015 |

| Fiscal Year to Date as of | Cash | Disbursements | Electronic Funds Transfers | Payroll | Total Disbursements | Interfund Allocations In | Interfund Allocations Out | FY2015 Adjustments | FY2014 YE Adjustments | Cash Balances as of | Investments as of | Cash Balance as of | Fiscal Year to Date as of Period Ended |
|---|---------------------|-------------------|----------------------------|------------------|---------------------|--------------------------|---------------------------|--------------------|-----------------------|---------------------|-------------------|---------------------|---|
| 09.30.2014 | as of | Disbursements | Fund Transfers | Payroll | Total Disbursements | In | Out | Adjustments | Adjustments | as of | Investments | as of | FY2014-2015 |
| F20 Law Library | 13,480.79 | 19,929.00 | | | 19,929.00 | | | | | 6,789.78 | | 6,789.78 | F20 Law Library |
| F21 Lateral Road Precinct | | | | | | | | | | | | | F21 Lateral Road Precinct |
| Depts | | | | | | | | | | | | | Depts |
| Precinct No 1 | 0.00 | 6,633.18 | 6,633.18 | | 6,633.18 | | | | | 6,633.18 | | 6,633.18 | Precinct No 1 |
| Precinct No 2 | 0.00 | 6,633.18 | 6,633.18 | | 6,633.18 | | | | | 0.00 | | 0.00 | Precinct No 2 |
| Precinct No 3 | 0.00 | 6,633.18 | 6,633.18 | | 6,633.18 | | | | | 6,633.18 | | 6,633.18 | Precinct No 3 |
| Precinct No 4 | 0.00 | 6,633.18 | 6,633.18 | | 6,633.18 | | | | | 6,633.18 | | 6,633.18 | Precinct No 4 |
| F24 Probate | 26,340.90 | 2,876.13 | | 3,099.40 | 3,347.63 | | | | | 29,217.03 | | 29,217.03 | F24 Probate |
| F25 Court Reporter | 236.68 | 3,347.63 | 3,099.40 | | 3,099.40 | | | | | 484.91 | | 484.91 | F25 Court Reporter |
| F28 County Records Mgmt | 83,503.81 | 6,739.55 | | | 6,739.55 | | | | | 90,243.36 | | 90,243.36 | F28 County Records Mgmt |
| F29 County Clerk Records | | | | | | | | | | 98,922.03 | | 98,922.03 | F29 County Clerk Records |
| Mgmt | 86,517.49 | 53,838.15 | 20,142.67 | | 41,433.61 | | | | | 98,922.03 | | 98,922.03 | Mgmt |
| F30 Sheriff Forfeiture | 15,712.92 | 31,699.48 | 9,790.78 | | 9,790.78 | | | | | 37,621.62 | | 37,621.62 | F30 Sheriff Forfeiture |
| F31 Justice Court Bldg Security | 27,149.25 | 1,974.94 | | | 0.00 | | | | | 29,124.19 | | 29,124.19 | F31 Justice Court Bldg Security |
| F32 Courthouse Security | 12,630.03 | 13,688.40 | 991.46 | | 25,703.24 | | | | | 615.19 | | 615.19 | F32 Courthouse Security |
| F34 District Clerk Records | | | | | | | | | | 6,983.42 | | 6,983.42 | F34 District Clerk Records |
| Mgmt | 5,630.28 | 1,353.14 | | | 0.00 | | | | | 6,983.42 | | 6,983.42 | Mgmt |
| F35 County & District Courts Technology | 13,523.64 | 2,876.87 | | | 0.00 | | | | | 16,400.51 | | 16,400.51 | F35 County & District Courts Technology |
| F36 Occupancy Tax | 447,100.78 | 462,229.40 | 375,557.60 | | 375,557.60 | | | | | 533,772.58 | | 533,772.58 | F36 Occupancy Tax |
| F37 Pretrial Intervention | 123,025.71 | 123,025.71 | | | 0.00 | | | | | 123,025.71 | | 123,025.71 | F37 Pretrial Intervention |
| F51 Justice Court Technology | 102,554.58 | 7,971.82 | | | 0.00 | | | | | 110,526.40 | | 110,526.40 | F51 Justice Court Technology |
| F72 Airport Operating | 598,769.47 | 184,423.53 | 41,122.91 | | 123,877.30 | 64,111.39 | | | | 659,315.70 | | 659,315.70 | F72 Airport Operating |
| F78 LEOSE - Sheriff | 2,058.58 | 3,057.70 | | | 0.00 | | | | | 5,116.28 | | 5,116.28 | F78 LEOSE - Sheriff |
| F79 LEOSE - Constable 1 | 7,379.00 | 659.15 | | | 0.00 | | | | | 8,038.15 | | 8,038.15 | F79 LEOSE - Constable 1 |
| F82 LEOSE - Constable 2 | 6,105.88 | 659.15 | 780.55 | | 780.55 | | | | | 5,984.48 | | 5,984.48 | F82 LEOSE - Constable 2 |
| F81 Tax Assessor-M V I | 106.75 | | | | 0.00 | | | | | 106.75 | | 106.75 | F81 Tax Assessor-M V I |
| F40 Sheriff Equitable Sharing | 1,200.17 | 1,700.17 | | | 0.00 | | | | | 1,201.87 | | 1,201.87 | F40 Sheriff Equitable Sharing |
| Sub-Totals | 1,574,226.08 | 817,169.49 | 478,047.55 | 18,643.00 | 606,804.66 | 110,114.11 | 0.00 | 0.00 | 0.00 | 1,784,590.91 | 0.00 | 1,784,590.91 | Sub-Totals |
| Special Revenue | 1,574,226.08 | 817,169.49 | 478,047.55 | 18,643.00 | 606,804.66 | 110,114.11 | 0.00 | 0.00 | 0.00 | 1,784,590.91 | 0.00 | 1,784,590.91 | Special Revenue |

**FY2014-2015
GILLESPIE COUNTY, TEXAS
STATEMENT OF
Receipts, Disbursements, Electronic Funds Transfers, Payroll, Interfund Transfers, Adjustments, and Time Investments
of County Funds Managed by County Treasurer**

Fiscal Year to Date as of Period Ended August 31, 2015

| FY2014-2015 Fiscal Year to Date as of Period Ended | Cash Balance as of 09.30.2014 | Receipts | Disbursements | Electronic Fund Transfers | Payroll | Total Disbursements | Interfund Allocations In | Interfund Allocations Out | FY2015 Adjustments | FY2014 YE Adjustments | Cash Balances as of 08.31.2015 | Time Investments | Adjusted Cash Balance as of 08.31.2015 | FY2014-2015 Fiscal Year to Date as of Period Ended |
|--|--|----------|---------------|------------------------------|---------|------------------------|--------------------------------|---------------------------------|-----------------------|-----------------------------|---|---------------------|---|--|
|--|--|----------|---------------|------------------------------|---------|------------------------|--------------------------------|---------------------------------|-----------------------|-----------------------------|---|---------------------|---|--|

| SPECIAL REVENUE ... GRANTS | | | | | | | | | | | | | | |
|--|------------------|-------------|-------------|-------------|-------------|-------------|-------------|-------------|-------------|-------------|------------------|-------------|------------------|--|
| F11 Grants ... General - Energy Efficiency | 0.00 | | | | | 0.00 | | | | | 0.00 | | 0.00 | F11 Grants ... General - Energy Efficiency |
| F11 Grants ... Law Enforcement, Emergency Services P25 Compliant Radio | 75,248.14 | | | | | 0.00 | | | | | 75,248.14 | | 75,248.14 | F11 Grants ... Law Enforcement, Emergency Services P25 Compliant Radio |
| F54 PML ... Loan Star Grant | 258.39 | | | | | 0.00 | | | | | 258.39 | | 258.39 | F54 PML ... Loan Star Grant |
| F54 PML ... PAC-HUG Grant | 211.40 | | | | | 0.00 | | | | | 211.40 | | 211.40 | F54 PML ... PAC-HUG Grant |
| F71 Airport Capital Project Grant | 15.18 | | | | | 0.00 | | | | | 15.18 | | 15.18 | F71 Airport Capital Project Grant |
| Sub-Totals | 75,733.11 | 0.00 | 0.00 | 0.00 | 0.00 | 0.00 | 0.00 | 0.00 | 0.00 | 0.00 | 75,733.11 | 0.00 | 75,733.11 | Sub-Totals |
| Special Revenue ... Grants | | 0.00 | 0.00 | 0.00 | 0.00 | 0.00 | 0.00 | 0.00 | 0.00 | 0.00 | 0.00 | 0.00 | 0.00 | Special Revenue ... Grants |

| CERTIFICATES OF OBLIGATION BONDS and GENERAL OBLIGATION BONDS ... Project Operating Accounts | | | | | | | | | | | | | | |
|---|---------------------|------------------|---------------------|-------------|-------------|---------------------|-------------|-------------|-------------|-------------|-------------------|-------------|-------------------|---|
| F61 GOB Series 2013 ... Jail Project | 5,249,856.00 | 21,628.71 | 4,779,243.74 | | | 4,779,243.74 | | | | | 492,240.97 | | 492,240.97 | F61 GOB Series 2013 ... Jail Project |
| Sub-Totals | 5,249,856.00 | 21,628.71 | 4,779,243.74 | 0.00 | 0.00 | 4,779,243.74 | 0.00 | 0.00 | 0.00 | 0.00 | 492,240.97 | 0.00 | 492,240.97 | Sub-Totals |
| COB ... GOB Operating | | 21,628.71 | 4,779,243.74 | 0.00 | 0.00 | 4,779,243.74 | 0.00 | 0.00 | 0.00 | 0.00 | 492,240.97 | 0.00 | 492,240.97 | COB ... GOB Operating |

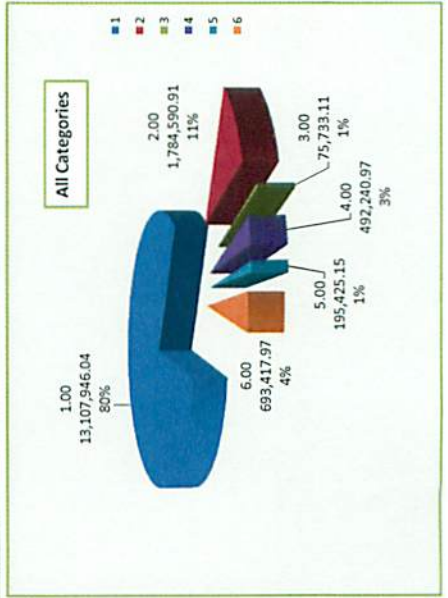
| CERTIFICATES OF OBLIGATION BONDS and GENERAL OBLIGATION BONDS ... Interest & Sinking Accounts | | | | | | | | | | | | | | |
|--|-------------------|---------------------|---------------|---------------------|-------------|---------------------|-------------|-------------|-------------|-------------|-------------------|-------------|-------------------|--|
| F62 GOB Series 2013 ... Interest & Sinking | 186,733.10 | 1,008,112.99 | 1,021,350.00 | | | 1,021,350.00 | | | | | 173,496.09 | | 173,496.09 | F62 GOB Series 2013 ... Interest & Sinking |
| F53 COB Series 2001 / GOB Refunding Series 2013 ... Interest & Sinking | 30,914.07 | 171,142.49 | 750.00 | 179,377.50 | | 180,127.50 | | | | | 21,929.06 | | 21,929.06 | F53 COB Series 2001 / GOB Refunding Series 2013 ... Interest & Sinking |
| Sub-Totals | 217,647.17 | 1,179,255.48 | 750.00 | 1,200,727.50 | 0.00 | 1,201,477.50 | 0.00 | 0.00 | 0.00 | 0.00 | 195,425.15 | 0.00 | 195,425.15 | Sub-Totals |
| COB ... GOB I&S | | 1,179,255.48 | 750.00 | 1,200,727.50 | 0.00 | 1,201,477.50 | 0.00 | 0.00 | 0.00 | 0.00 | 195,425.15 | 0.00 | 195,425.15 | COB ... GOB I&S |

**FY2014-2015
GILLESPIE COUNTY, TEXAS
STATEMENT OF
Receipts, Disbursements, Electronic Funds Transfers, Payroll, Interfund Transfers, Adjustments, and Time Investments
of County Funds Managed by County Treasurer**

Fiscal Year to Date as of Period Ended August 31, 2015

| FY2014-2015 Fiscal Year to Date as of Period Ended | Cash Balance as of 09.30.2014 | Receipts | Disbursements | Electronic Fund Transfers | Payroll | Total Disbursements | Interfund Allocations In | Interfund Allocations Out | FY2015 Adjustments | FY2014 YE Adjustments | Cash Balances as of 08.31.2015 | Time Investments | Adjusted Cash Balance as of 08.31.2015 | FY2014-2015 Fiscal Year to Date as of Period Ended |
|--|--|---------------------|---------------------|------------------------------|-------------|------------------------|--------------------------------|---------------------------------|-----------------------|-----------------------------|---|---------------------|---|--|
| TRUST and AGENCY | | | | | | | | | | | | | | TRUST and AGENCY |
| F22 Criminal Justice | 56,439.35 | 241,234.19 | 1,360.00 | 293,966.54 | | 293,326.54 | | | | | 2,347.00 | | 2,347.00 | F22 Criminal Justice |
| F27 Waste Water | 610.00 | 1,600.00 | 1,770.00 | | | 1,770.00 | | | | | 440.00 | | 440.00 | F27 Waste Water |
| F80 County Attorney Hot Check | 11,142.69 | 38,032.29 | 35,028.84 | | | 35,028.84 | | | | | 14,146.14 | | 14,146.14 | F80 County Attorney Hot Check |
| F89 McDermott (PML) | 144,339.67 | 243.28 | 2,150.37 | | | 2,150.37 | | | | | 142,432.58 | | 142,432.58 | F89 McDermott (PML) |
| F82 Breiten (PML) | 213,777.98 | 364.78 | 3,143.25 | | | 3,143.25 | | | | | 210,999.51 | | 210,999.51 | F82 Breiten (PML) |
| F85 Justice Of Peace 1 | 36,196.17 | 197,836.52 | 175,732.09 | | | 175,732.09 | | | | | 58,300.60 | | 58,300.60 | F85 Justice Of Peace 1 |
| F86 Justice Of Peace 2 | 25,655.83 | 268,343.96 | 254,546.17 | | | 254,546.17 | | | | | 39,453.62 | | 39,453.62 | F86 Justice Of Peace 2 |
| F83 Appellate Judicial Resolution | 703.81 | 1,891.34 | 2,054.50 | | | 2,054.50 | | | | | 540.65 | | 540.65 | F83 Appellate Judicial Resolution |
| F84 Alternative Dispute Resolution | 720.00 | 4,931.11 | 4,213.92 | | | 4,213.92 | | | | | 1,437.19 | | 1,437.19 | F84 Alternative Dispute Resolution |
| F90 Unclaimed Monies | 55,949.27 | | 1,737.82 | | | 1,737.82 | | | | | 54,211.45 | | 54,211.45 | F90 Unclaimed Monies |
| F84 County Clerk Operating | 43,947.02 | 474,820.18 | 414,875.95 | | | 414,875.95 | | | | | 103,891.25 | | 103,891.25 | F84 County Clerk Operating |
| F95 District Clerk Operating | 86,979.66 | 195,688.42 | 218,450.10 | | | 218,450.10 | | | | | 65,217.98 | | 65,217.98 | F95 District Clerk Operating |
| F99 Light Up The Block | 3.48 | | 3.48 | | | 3.48 | | | | | 0.00 | | 0.00 | F99 Light Up The Block |
| Sub-Totals Trust and Agency | 676,464.93 | 1,425,986.07 | 1,115,066.49 | 293,966.54 | 0.00 | 1,409,033.03 | 0.00 | 0.00 | 0.00 | 0.00 | 693,417.97 | 0.00 | 693,417.97 | Sub-Totals Trust and Agency |

| TOTALS ALL FUNDS | 18,465,597.00 | 19,798,819.74 | 14,205,686.96 | 3,954,317.45 | 3,755,189.18 | 21,915,062.59 | 1,314,000.00 | 1,314,000.00 | 0.00 | 0.00 | 16,349,354.15 | 5,050,000.00 | 11,299,354.15 | TOTALS ALL FUNDS |
|---------------------|---------------|---------------|---------------|--------------|--------------|---------------|--------------|--------------|------|------|---------------|--------------|---------------|---------------------|
|---------------------|---------------|---------------|---------------|--------------|--------------|---------------|--------------|--------------|------|------|---------------|--------------|---------------|---------------------|



FY2014-2015
GILLESPIE COUNTY, TEXAS
STATEMENT OF
Fund Cash/ Investment Balances of All County Funds Managed By County Treasurer

| FUND DESCRIPTION ACTIVE FUNDS | | FY2015 | FY2014 | FY2013 | FY2012 | FY2011 | FY2010 | FY2009 | FY2008 | FY2007 | FY2006 | FY2005 |
|---|-----------------------------|----------------------|-------------------------------|---------------------|---------------------|---------------------|---------------------|----------------------|----------------------|---------------------|---------------------|---------------------|
| | | As of 08.31.2015 | As Of Fiscal Year Ending Date | | | | | | | | | |
| GENERAL and ROAD & BRIDGE Maintenance & Operating | | | | | | | | | | | | |
| F10 | General Fund | | | | | | | | | | | |
| | All Departments | 11,285,133.01 | 9,427,791.73 | 7,929,967.87 | 6,382,410.44 | 7,099,577.50 | 8,058,141.42 | 9,262,263.41 | 8,857,295.99 | 7,871,493.01 | 6,391,051.39 | 4,764,571.70 |
| Road & Bridge | | | | | | | | | | | | |
| F15 | County Wide | 1,372,916.99 | 378,620.01 | 285,411.34 | 269,007.62 | 247,933.84 | 231,323.63 | 415,645.89 | 590,087.10 | 266,135.87 | 214,879.76 | 325,631.63 |
| F16 | Precinct No 1 | 119,331.33 | 241,992.22 | 241,285.37 | 245,176.66 | 314,264.01 | 419,950.01 | 310,192.73 | 159,578.97 | 288,106.85 | 214,159.86 | 146,948.45 |
| F17 | Precinct No 2 | 52,102.55 | 250,708.69 | 263,049.77 | 258,790.65 | 290,025.28 | 437,336.83 | 225,655.61 | 238,217.17 | 214,371.88 | 129,291.12 | 143,620.74 |
| F18 | Precinct No 3 | 59,716.38 | 143,588.42 | 266,091.82 | 255,513.57 | 302,798.14 | 356,974.50 | 189,553.20 | 94,153.92 | 261,697.98 | 131,482.78 | 89,710.29 |
| F19 | Precinct No 4 | 218,745.78 | 228,968.64 | 296,509.28 | 242,510.97 | 296,473.77 | 334,265.94 | 297,466.40 | 205,119.63 | 294,441.60 | 144,424.27 | 87,076.99 |
| | Road & Bridge Sub-Totals | 1,822,813.03 | 1,243,877.98 | 1,352,347.58 | 1,270,999.47 | 1,451,495.04 | 1,779,850.91 | 1,438,513.83 | 1,287,156.79 | 1,324,754.18 | 834,237.79 | 792,988.10 |
| Sub-Totals General and Road & Bridge Maintenance & Operating | | 13,107,946.04 | 10,671,669.71 | 9,282,315.45 | 7,653,409.91 | 8,551,072.54 | 9,837,992.33 | 10,700,777.24 | 10,144,452.78 | 9,196,247.19 | 7,225,289.18 | 5,557,559.80 |

FY2014-2015
GILLESPIE COUNTY, TEXAS
STATEMENT OF
Fund Cash/ Investment Balances of All County Funds Managed By County Treasurer

| FUND DESCRIPTION ACTIVE FUNDS | | FY2015 | FY2014 | FY2013 | FY2012 | FY2011 | FY2010 | FY2009 | FY2008 | FY2007 | FY2006 | FY2005 | |
|----------------------------------|-------------------------------------|---------------------|---------------------|---------------------|-------------------|-------------------|-------------------|-------------------------------|-------------------|-------------------|-------------------|-------------------|--|
| | | As of 08.31.2015 | | | | | | As Of Fiscal Year Ending Date | | | | | |
| SPECIAL REVENUE | | | | | | | | | | | | | |
| F20 | Law Library | 6,789.78 | 13,480.79 | 22,378.86 | 28,338.91 | 39,192.23 | 43,400.98 | 41,852.55 | 42,419.59 | 40,079.68 | 36,066.66 | 31,284.42 | |
| F21 | Lateral Road Precinct Depts | | | | | | | | 31,328.62 | 18,897.94 | 0.00 | 12,377.05 | |
| | Precinct No 1 | 6,633.18 | 0.00 | 0.00 | 0.00 | 0.00 | 0.00 | 0.00 | | | | | |
| | Precinct No 2 | 0.00 | 0.00 | 0.00 | 0.00 | 0.00 | 0.00 | 0.00 | | | | | |
| | Precinct No 3 | 6,633.18 | 0.00 | 0.00 | 0.00 | 0.00 | 0.00 | 0.00 | | | | | |
| | Precinct No 4 | 6,633.18 | 0.00 | 0.00 | 0.00 | 0.00 | 0.00 | 0.00 | | | | | |
| F24 | Probate Training | 29,217.03 | 26,340.90 | 23,622.04 | 19,141.40 | 16,237.87 | 12,211.95 | 9,105.91 | 5,897.08 | 3,645.71 | 3,765.83 | 3,195.83 | |
| F25 | Court Reporter Service | 484.91 | 236.68 | 2,457.15 | 772.43 | 531.72 | 3,586.72 | 3,925.99 | 4,749.95 | 4,047.90 | 5,121.28 | 5,477.58 | |
| F28 | County Records Mgt | 90,243.36 | 83,503.81 | 75,768.96 | 68,085.54 | 60,798.05 | 85,746.02 | 83,499.27 | 78,601.53 | 67,393.03 | 58,717.22 | 51,017.76 | |
| F29 | County Clerk Rcds Mgt | 98,922.03 | 86,517.49 | 60,025.77 | 49,201.97 | 50,654.52 | 68,198.97 | 73,472.48 | 70,443.27 | 82,242.00 | 72,150.57 | 72,669.38 | |
| F30 | Sheriff Forfeiture | 37,621.62 | 15,712.92 | 15,899.44 | 11,441.71 | 7,858.55 | 9,611.45 | 9,686.21 | 7,929.49 | 7,672.56 | 7,249.58 | 5,649.05 | |
| F97 | Sheriff Abandoned Vehicle | 1,201.41 | 1,199.37 | 1,197.57 | 1,195.50 | 1,193.43 | 1,191.12 | 1,188.59 | | | | | |
| F31 | Justice Court Bldg Security | 29,124.19 | 27,149.25 | 24,171.38 | 21,074.90 | 18,274.01 | 14,515.70 | 10,916.77 | 7,584.19 | 4,002.12 | 1,179.63 | | |
| F32 | Courthouse Security | 615.19 | 12,630.03 | 44,053.70 | 71,743.76 | 102,026.09 | 130,994.24 | 144,526.10 | 135,480.79 | 121,098.83 | 107,026.56 | 97,568.68 | |
| F34 | Distist Clerk Records Mgmnt | 6,983.42 | 5,630.28 | 5,335.50 | 3,698.05 | 5,990.38 | 4,439.59 | 2,786.99 | 1,052.78 | 1,379.12 | 3,360.24 | 2,440.00 | |
| F35 | County & District Courts Technology | 16,400.51 | 13,523.64 | 11,667.87 | 8,337.60 | 5,132.39 | 1,816.93 | | | | | | |
| F36 | Occupancy Tax | 533,772.58 | 447,100.78 | 390,614.91 | 338,673.95 | 308,813.75 | 320,237.64 | 317,065.36 | 247,888.90 | 119,121.10 | 0.00 | | |
| F37 | Pretrial Intervention | 123,025.71 | 123,025.71 | 122,525.71 | 114,790.71 | 66,662.71 | 28,926.64 | 13,800.00 | 7,300.00 | | | | |
| F51 | Justice Court Technology | 110,526.40 | 102,554.58 | 90,599.26 | 78,070.58 | 74,024.21 | 58,891.29 | 45,290.75 | 33,688.80 | 21,166.16 | 9,714.42 | 4,805.84 | |
| F72 | Airport Operating | 659,315.70 | 598,769.47 | 573,788.08 | 89,165.48 | 23,728.30 | 11,341.82 | 73,880.94 | 31,324.65 | 16,738.96 | 39,251.50 | 24,529.76 | |
| F78 | LEOSE-Sheriff | 5,116.28 | 2,058.58 | 0.00 | 1,126.08 | 4,026.08 | 2,976.21 | 7,014.12 | 5,446.60 | 4,467.33 | 3,818.12 | 2,074.71 | |
| F79 | LEOSE-Constable 1 | 8,038.15 | 7,379.00 | 6,728.73 | 6,728.73 | 6,748.73 | 6,086.06 | 5,498.36 | 4,837.67 | 4,167.79 | 3,560.06 | 2,890.67 | |
| F82 | LEOSE-Constable 2 | 5,984.48 | 6,105.88 | 5,455.61 | 5,455.61 | 5,455.61 | 5,537.84 | 5,421.92 | 4,761.23 | 4,091.35 | 3,785.87 | 3,116.48 | |
| F81 | Tax Assessor M V I | 106.75 | 106.75 | 106.75 | 106.75 | 95.92 | 73.66 | 73.66 | 0.00 | 2,290.79 | 2,178.41 | 1,833.73 | |
| F40 | Sheriff Equitable Sharing | 1,201.87 | 1,200.17 | | | | | | | | | | |
| | Sub-Totals | 1,784,590.91 | 1,574,226.08 | 1,476,397.29 | 917,149.66 | 797,444.55 | 809,784.83 | 849,005.97 | 720,735.14 | 522,502.37 | 356,945.95 | 320,930.94 | |
| | Special Revenue | | | | | | | | | | | | |

**FY2014-2015
GILLESPIE COUNTY, TEXAS
STATEMENT OF**

Fund Cash/ Investment Balances of All County Funds Managed By County Treasurer

| FUND DESCRIPTION ACTIVE FUNDS | | FY2015 | FY2014 | FY2013 | FY2012 | FY2011 | FY2010 | FY2009 | FY2008 | FY2007 | FY2006 | FY2005 |
|----------------------------------|--|--------|--------|--------|--------|--------|--------|--------|--------|--------|--------|--------|
|----------------------------------|--|--------|--------|--------|--------|--------|--------|--------|--------|--------|--------|--------|

As of 08.31.2015

As Of Fiscal Year Ending Date

| SPECIAL REVENUE ... GRANTS | | | | | | | | | | | | |
|-----------------------------------|--|------------------|------------------|--------------------|---------------|---------------|---------------|---------------|---------------|-----------------|-----------------|--------------|
| F11 | Grants ... General - Energy Efficiency | 0.00 | 0.00 | 0.00 | 0.00 | 38.98 | | | | | | |
| F11 | Grants ... Law Enforcement, Emergency Services P25 Compliant Radio | 75,248.14 | 75,248.14 | (78,346.14) | 0.00 | | | | | | | |
| F54 | PML...Loan Star Grant | 258.39 | 258.39 | 258.39 | 258.39 | 258.39 | 254.04 | 345.29 | 522.91 | 293.50 | 65.12 | 28.36 |
| F54 | PML...PAC-HUG Grant | 211.40 | 211.40 | 211.40 | 211.40 | 211.40 | 211.40 | 211.06 | 209.40 | 6,634.72 | 6,307.45 | |
| F71 | Airport Capital Project Grant | 15.18 | 15.18 | 11,795.25 | | | | | | | | |
| | Sub-Totals | | | | | | | | | | | |
| | Special Revenue ... Grants | 75,733.11 | 75,733.11 | (66,081.10) | 469.79 | 508.77 | 465.44 | 556.35 | 732.31 | 6,928.22 | 6,372.57 | 28.36 |

| CERTIFICATES OF OBLIGATION BONDS and GENERAL OBLIGATION BONDS Operating Accounts | | | | | | | | | | | | |
|---|----------------------------------|-------------------|---------------------|----------------------|-------------|-------------|-------------|-------------|-------------|-------------|-------------|-------------|
| F61 | GOB Series 2013 ... Jail Project | 492,240.97 | 5,249,856.00 | 13,952,401.46 | | | | | | | | |
| | Sub-Totals | | | | | | | | | | | |
| | COB ... GOB Operating | 492,240.97 | 5,249,856.00 | 13,952,401.46 | 0.00 | 0.00 | 0.00 | 0.00 | 0.00 | 0.00 | 0.00 | 0.00 |

| CERTIFICATES OF OBLIGATION BONDS and GENERAL OBLIGATION BONDS Interest & Sinking Accounts | | | | | | | | | | | | |
|--|---|-------------------|-------------------|------------------|------------------|------------------|-----------------|-----------------|------------------|------------------|------------------|------------------|
| F62 | GOB Series 2013 ... Interest & Sinking | 173,496.09 | 186,733.10 | 33,431.94 | | | | | | | | |
| F53 | COB Series 2001 / GOB Refunding Series 2013 ... Interest & Sinking | 21,929.06 | 30,914.07 | 37,851.74 | 30,199.42 | 28,061.84 | 2,624.28 | 8,069.04 | 82,110.37 | 95,558.09 | 31,073.48 | 23,260.33 |
| | Sub-Totals | | | | | | | | | | | |
| | COB ... GOB I&S | 195,425.15 | 217,647.17 | 71,283.68 | 30,199.42 | 28,061.84 | 2,624.28 | 8,069.04 | 82,110.37 | 95,558.09 | 31,073.48 | 23,260.33 |

**FY2014-2015
GILLESPIE COUNTY, TEXAS
STATEMENT OF
Fund Cash/ Investment Balances of All County Funds Managed By County Treasurer**

| FUND DESCRIPTION ACTIVE FUNDS | | FY2015 | FY2014 | FY2013 | FY2012 | FY2011 | FY2010 | FY2009 | FY2008 | FY2007 | FY2006 | FY2005 |
|------------------------------------|--|----------------------|-------------------------------|----------------------|---------------------|----------------------|----------------------|----------------------|----------------------|----------------------|---------------------|---------------------|
| | | As of 08.31.2015 | As Of Fiscal Year Ending Date | | | | | | | | | |
| TRUST and AGENCY | | | | | | | | | | | | |
| F22 | Criminal Justice | 2,347.00 | 56,439.35 | 62,059.07 | 51,843.04 | 61,241.11 | 72,063.98 | 65,435.27 | 86,647.15 | 71,204.17 | 56,514.01 | 47,492.20 |
| F27 | Waste Water | 440.00 | 610.00 | 500.00 | 660.00 | 450.00 | 630.00 | 590.00 | 910.00 | 300.00 | 2,500.00 | 1,090.00 |
| F80 | Co Attorney Hot Check | 14,146.14 | 11,142.69 | 17,676.23 | 21,388.16 | 14,191.24 | 6,555.71 | 23,288.36 | 13,177.74 | 8,791.79 | 9,641.14 | 9,240.53 |
| F89 | McDermott | 142,432.58 | 144,339.67 | 145,002.86 | 144,748.09 | 155,460.28 | 157,606.59 | 157,267.26 | 155,991.94 | 150,937.08 | 143,185.65 | 138,423.71 |
| F92 | Breiten | 210,999.51 | 213,777.98 | 232,518.32 | 242,104.78 | 263,175.02 | 295,903.52 | 295,266.14 | 292,871.78 | 283,381.35 | 374,330.42 | 416,034.73 |
| F85 | Justice Peace No 1 | 58,300.60 | 36,196.17 | 38,870.87 | 32,802.78 | 31,544.44 | 42,704.30 | 27,861.46 | 32,606.50 | 31,714.74 | 31,364.72 | 20,388.07 |
| F86 | Justice Peace No 2 | 39,453.62 | 25,655.83 | 23,579.31 | 23,495.92 | 25,400.31 | 30,650.37 | 26,998.27 | 29,161.96 | 34,657.77 | 22,634.54 | 22,782.46 |
| F83 | Appellate Judicial | 540.65 | 703.81 | 1,315.45 | 1,354.03 | 1,180.92 | 1,181.94 | 1,075.75 | 1,547.53 | 1,154.53 | 1,161.47 | 819.50 |
| F84 | Alternative Dispute | 1,437.19 | 720.00 | 1,796.86 | 1,493.98 | 2,087.71 | 1,840.22 | 1,664.85 | 1,697.66 | 2,052.55 | 2,024.68 | 6,530.00 |
| F90 | Unclaimed Monies | 54,211.45 | 55,949.27 | 50,746.77 | 48,698.94 | 47,544.20 | 47,757.66 | 46,394.14 | 43,344.41 | 36,840.41 | 5,213.28 | 4,961.20 |
| F94 | County Clerk Operating | 103,891.25 | 43,947.02 | 33,039.61 | 38,409.66 | 32,375.08 | 41,376.98 | | | | | |
| F95 | District Clerk Operating | 65,217.98 | 86,979.66 | 41,113.16 | 41,651.53 | 48,532.38 | 47,975.16 | | | | | |
| F99 | Light Up The Block | 0.00 | 3.48 | 3.48 | 3.48 | 3.48 | 3.48 | 73.05 | 90.54 | 47.76 | 0.00 | 0.00 |
| | Sub-Totals Trust & Agency | 693,417.97 | 676,464.93 | 648,221.99 | 648,654.39 | 683,186.17 | 746,249.91 | 645,914.55 | 658,047.21 | 621,082.15 | 648,569.91 | 667,762.40 |
| TOTALS ALL ACTIVE FUNDS | | 16,349,354.15 | 18,465,597.00 | 25,364,538.77 | 9,249,883.17 | 10,060,273.87 | 11,397,116.79 | 12,204,323.15 | 11,606,077.81 | 10,442,318.02 | 8,268,251.09 | 6,569,541.83 |
| | | As of 08.31.2015 | As Of Fiscal Year Ending Date | | | | | | | | | |

FY2014-2015
GILLESPIE COUNTY, TEXAS
STATEMENT OF

Fund Cash/ Investment Balances of All County Funds Managed By County Treasurer

| FUND DESCRIPTION INACTIVE FUNDS | FY2015 | FY2014 | FY2013 | FY2012 | FY2011 | FY2010 | FY2009 | FY2008 | FY2007 | FY2006 | FY2005 |
|------------------------------------|--------|--------|--------|--------|--------|--------|--------|--------|--------|--------|--------|
|------------------------------------|--------|--------|--------|--------|--------|--------|--------|--------|--------|--------|--------|

As of 08.31.2015

As Of Fiscal Year Ending Date

| INACTIVE FUNDS | | | | | | | | | | | | |
|--------------------------------------|---------------------------------|-------------|-------------|-------------|-------------|-------------|-----------------|------------------|------------------|------------------|------------------|------------------|
| F87 | Flora Eckert | | | | 0.00 | 0.00 | 2,633.35 | 4,511.42 | 6,484.28 | 6,274.17 | 5,951.99 | 5,682.06 |
| F49 | Homeland Security (2) | | | | | 0.00 | 0.00 | 0.00 | 0.00 | 0.00 | 0.00 | 0.00 |
| F50 | Homeland Security | | | | | 0.00 | 0.00 | 0.00 | 0.00 | 0.00 | 100.00 | 0.00 |
| F88 | Krikorian | | | | | 0.00 | 0.00 | 28,000.00 | 26,700.71 | 25,835.51 | 25,117.93 | 24,942.10 |
| F38 | Intoxication/Drug Court | | | | | 0.00 | 0.00 | 0.00 | 869.40 | | | |
| F33 | Graffiti Eradication | | | | | 0.00 | 0.00 | 0.00 | 0.00 | 0.00 | 0.00 | 0.00 |
| F52 | COB Series 2001 | | | | | 0.00 | 0.00 | 0.00 | 0.00 | 0.00 | 0.00 | 0.00 |
| F-- | County Court Records Archive... | | | | | | | 0.00 | 0.00 | 0.00 | 0.00 | 0.00 |
| F55 | TIF Grant | | | | | | | | | | | |
| F56 | 1997 TCHCA-Fbg | | | | | | | | | | | |
| F74 | Airport Economic | | | | | | | | | | | |
| F60 | Post Office Certificates | | | | | | | | | | | |
| F26 | Historical Commission | | | | | | | | | | | |
| F57 | Harper-1996TCDP | | | | | | | | | | | |
| F58 | Stonewall Grant #2 | | | | | | | | | | | |
| F59 | Stonewall Grant #1 | | | | | | | | | | | |
| F91 | DWI Educational | | | | | | | | | | | |
| F73 | Airport Master | | | | | | | | | | | |
| F14 | Internal Inventory | | | | | | | | | | | |
| TOTALS ALL INACTIVE FUNDS | | 0.00 | 0.00 | 0.00 | 0.00 | 0.00 | 2,633.35 | 32,511.42 | 34,054.39 | 32,109.68 | 31,169.92 | 30,624.16 |

| | | | | | | | | | | | | |
|-----------------------------|--|-------------------------|--------------------------------------|----------------------|---------------------|----------------------|----------------------|----------------------|----------------------|----------------------|---------------------|---------------------|
| TOTALS ALL FUNDS | | 16,349,354.15 | 18,465,597.00 | 25,364,538.77 | 9,249,883.17 | 10,060,273.87 | 11,399,750.14 | 12,236,834.57 | 11,640,132.20 | 10,474,427.70 | 8,299,421.01 | 6,600,165.99 |
| | | FY2015 | FY2014 | FY2013 | FY2012 | FY2011 | FY2010 | FY2009 | FY2008 | FY2007 | FY2006 | FY2005 |
| | | As of 08.31.2015 | As Of Fiscal Year Ending Date | | | | | | | | | |

**FY2014-2015
GILLESPIE COUNTY, TEXAS
STATEMENT OF
Maintenance & Operating Accounts**

| | FY2015 | FY2014 | FY2013 | FY2012 | FY2011 | FY2010 | FY2009 | FY2008 | FY2007 | FY2006 | FY2005 | FY2004 |
|--|---|-------------------------------|-------------------|-------------------|-------------------|-------------------|-------------------|-------------------|-------------------|-------------------|-------------------|-------------------|
| | as of 08.31.2015 | As Of Fiscal Year Ending Date | | | | | | | | | | |
| GENERAL and ROAD & BRIDGE Maintenance & Operating | Revenues Inclusive Interfund Allocations | | | | | | | | | | | |
| General M&O | | | | | | | | | | | | |
| F10 General Fund | 13,908,105.05 | 12,755,375.08 | 12,660,309.58 | 10,657,906.95 | 10,270,640.00 | 10,012,774.28 | 10,028,550.21 | 9,924,012.18 | 9,490,558.36 | 8,835,351.86 | 7,552,137.53 | 6,694,818.95 |
| General Fund Over/(Under) Prior Period | 1,152,729.97 | 95,065.50 | 2,002,402.63 | 387,266.95 | 257,865.72 | (15,775.93) | 104,538.03 | 433,453.82 | 655,206.50 | 1,283,214.33 | 857,318.58 | |
| General Fund Cumulative Change for Periods Shown | 7,213,286.10 | 6,060,556.13 | 5,965,490.63 | 3,963,088.00 | 3,575,821.05 | 3,317,955.33 | 3,333,731.26 | 3,229,193.23 | 2,795,739.41 | 2,140,532.91 | 857,318.58 | |
| Road & Bridge M&O | | | | | | | | | | | | |
| F15 County Wide | 2,438,018.05 | 2,340,392.13 | 2,406,186.26 | 2,332,689.79 | 2,238,480.99 | 2,655,743.60 | 2,455,013.90 | 2,407,977.22 | 1,729,457.34 | 1,503,999.95 | 1,460,739.18 | 1,803,469.90 |
| F16 Precinct No 1 | 332,239.52 | 562,311.15 | 535,823.96 | 495,287.80 | 435,659.70 | 744,672.18 | 777,666.49 | 466,454.42 | 389,503.85 | 464,726.41 | 353,441.58 | 363,007.70 |
| F17 Precinct No 2 | 258,910.46 | 470,090.32 | 458,483.76 | 393,971.07 | 360,599.55 | 696,129.62 | 488,100.77 | 437,920.95 | 414,722.93 | 340,778.11 | 382,243.78 | 249,193.16 |
| F18 Precinct No 3 | 424,106.27 | 653,606.04 | 774,237.93 | 893,200.46 | 815,249.25 | 827,083.23 | 773,976.99 | 580,570.58 | 415,908.20 | 451,128.21 | 381,907.46 | 446,687.99 |
| F19 Precinct No 4 | <u>307,400.64</u> | <u>444,169.11</u> | <u>503,497.57</u> | <u>395,510.13</u> | <u>490,546.26</u> | <u>554,193.35</u> | <u>558,733.58</u> | <u>486,036.38</u> | <u>388,009.34</u> | <u>303,825.82</u> | <u>350,971.44</u> | <u>248,722.06</u> |
| Sub-Total R&B | 3,760,674.94 | 4,470,568.75 | 4,678,229.48 | 4,510,659.25 | 4,340,535.75 | 5,477,821.98 | 5,053,491.73 | 4,378,959.55 | 3,337,601.66 | 3,064,458.50 | 2,929,303.44 | 3,111,080.81 |
| Road & Bridge Over/(Under) Prior Period | (709,893.81) | (207,660.73) | 167,570.23 | 170,123.50 | (1,137,286.23) | 424,330.25 | 674,532.18 | 1,041,357.89 | 273,143.16 | 135,155.06 | (181,777.37) | |
| Road & Bridge Cumulative Change for Periods Shown | 649,594.13 | 1,359,487.94 | 1,567,148.67 | 1,399,578.44 | 1,229,454.94 | 2,366,741.17 | 1,942,410.92 | 1,267,878.74 | 226,520.85 | (46,622.31) | (181,777.37) | |
| Overall Totals | | | | | | | | | | | | |
| General / Road & Bridge M&O | 17,668,779.99 | 17,225,943.83 | 17,338,539.06 | 15,168,566.20 | 14,611,175.75 | 15,490,596.26 | 15,082,041.94 | 14,302,971.73 | 12,828,160.02 | 11,899,810.36 | 10,481,440.97 | 9,805,899.76 |
| Overall Over/(Under) Prior Period | 442,836.16 | (112,595.23) | 2,169,972.86 | 557,390.45 | (879,420.51) | 408,554.32 | 779,070.21 | 1,474,811.71 | 928,349.66 | 1,418,369.39 | 675,541.21 | |
| Overall Cumulative Change for Periods Shown | 7,862,880.23 | 7,420,044.07 | 7,532,639.30 | 5,362,666.44 | 4,805,275.99 | 5,684,696.50 | 5,276,142.18 | 4,497,071.97 | 3,022,260.26 | 2,093,910.60 | 675,541.21 | |

FY2014-2015
GILLESPIE COUNTY, TEXAS
STATEMENT OF
Maintenance & Operating Accounts

| | FY2015 | FY2014 | FY2013 | FY2012 | FY2011 | FY2010 | FY2009 | FY2008 | FY2007 | FY2006 | FY2005 | FY2004 |
|---|---------------------|-------------------|-------------------|-------------------|-------------------|-------------------|-------------------|-------------------|-------------------|-------------------|-------------------|-------------------|
| | as of 08.31.2015 | | | | | | | | | | | |
| As Of Fiscal Year Ending Date | | | | | | | | | | | | |
| Expenditures Inclusive Interfund Allocations and Adjustments | | | | | | | | | | | | |
| GENERAL and ROAD & BRIDGE Maintenance & Operating | | | | | | | | | | | | |
| General M&O | | | | | | | | | | | | |
| F10 General Fund | 12,050,763.77 | 11,257,551.22 | 11,112,752.15 | 11,375,074.01 | 11,229,203.92 | 11,216,896.27 | 9,623,582.79 | 8,938,209.20 | 8,010,116.74 | 7,208,872.17 | 7,187,414.03 | 6,314,580.06 |
| General Fund Over/(Under) Prior Period | 793,212.55 | 144,799.07 | (262,321.86) | 145,870.09 | 12,307.65 | 1,593,313.48 | 685,373.59 | 928,092.46 | 801,244.57 | 21,458.14 | 872,833.97 | |
| General Fund Cumulative Change for Periods Shown | 5,736,183.71 | 4,942,971.16 | 4,798,172.09 | 5,060,493.95 | 4,914,623.86 | 4,902,316.21 | 3,309,002.73 | 2,623,629.14 | 1,695,536.68 | 894,292.11 | 872,833.97 | |
| Road & Bridge M&O | | | | | | | | | | | | |
| F15 County Wide | 1,443,721.07 | 2,247,183.46 | 2,389,782.54 | 2,311,616.01 | 2,221,870.78 | 2,840,065.86 | 2,629,455.11 | 2,084,025.99 | 1,678,201.23 | 1,614,751.82 | 1,644,613.21 | 1,436,802.68 |
| F16 Precinct No 1 | 454,900.41 | 561,604.30 | 539,715.25 | 564,375.15 | 541,345.70 | 634,914.90 | 627,052.73 | 594,982.30 | 315,556.86 | 397,515.00 | 365,672.92 | 340,012.45 |
| F17 Precinct No 2 | 457,516.60 | 482,431.40 | 454,224.64 | 425,205.70 | 507,911.10 | 484,448.40 | 500,662.33 | 414,075.66 | 329,642.17 | 355,107.73 | 325,596.47 | 313,286.90 |
| F18 Precinct No 3 | 507,978.31 | 776,109.44 | 763,659.68 | 940,485.03 | 869,425.61 | 659,661.93 | 678,577.71 | 748,114.64 | 285,693.00 | 409,355.72 | 362,931.51 | 504,242.39 |
| F19 Precinct No 4 | <u>317,623.50</u> | <u>511,709.75</u> | <u>449,499.26</u> | <u>449,472.93</u> | <u>528,338.43</u> | <u>517,393.81</u> | <u>466,386.81</u> | <u>575,358.35</u> | <u>237,992.01</u> | <u>246,478.54</u> | <u>297,748.19</u> | <u>298,140.85</u> |
| Sub-Total R&B | 3,181,739.89 | 4,579,038.35 | 4,596,881.37 | 4,691,154.82 | 4,668,891.62 | 5,136,484.90 | 4,902,134.69 | 4,416,556.94 | 2,847,085.27 | 3,023,208.81 | 2,996,562.30 | 2,892,485.27 |
| Road & Bridge Over/(Under) Prior Period | (1,397,298.46) | (17,843.02) | (94,273.45) | 22,263.20 | (467,593.28) | 234,350.21 | 485,577.75 | 1,569,471.67 | (176,123.54) | 26,646.51 | 104,077.03 | |
| Road & Bridge Cumulative Change for Periods Shown | 289,254.62 | 1,686,553.08 | 1,704,396.10 | 1,798,669.55 | 1,776,406.35 | 2,243,999.63 | 2,009,649.42 | 1,524,071.67 | (45,400.00) | 130,723.54 | 104,077.03 | |
| Overall Totals | | | | | | | | | | | | |
| General / Road & Bridge M&O | 15,232,503.66 | 15,836,589.57 | 15,709,633.52 | 16,066,228.83 | 15,898,095.54 | 16,353,381.17 | 14,525,717.48 | 13,354,766.14 | 10,857,202.01 | 10,232,080.98 | 10,183,976.33 | 9,207,065.33 |
| Overall Over/(Under) Prior Period | (604,085.91) | 126,956.05 | (356,595.31) | 168,133.29 | (455,285.63) | 1,827,663.69 | 1,170,951.34 | 2,497,564.13 | 625,121.03 | 48,104.65 | 976,911.00 | |
| Overall Cumulative Change for Periods Shown | 6,025,438.33 | 6,629,524.24 | 6,502,568.19 | 6,859,163.50 | 6,691,030.21 | 7,146,315.84 | 5,318,652.15 | 4,147,700.81 | 1,650,136.68 | 1,025,015.65 | 976,911.00 | |

FY2014-2015
GILLESPIE COUNTY, TEXAS
STATEMENT OF
Maintenance & Operating Accounts

| | FY2015 | FY2014 | FY2013 | FY2012 | FY2011 | FY2010 | FY2009 | FY2008 | FY2007 | FY2006 | FY2005 | FY2004 |
|--|---|-------------------------------|------------------|--------------------|--------------------|------------------|------------------|--------------------|-------------------|------------------|------------------|--------------------|
| | as of 08.31.2015 | As Of Fiscal Year Ending Date | | | | | | | | | | |
| GENERAL and ROAD & BRIDGE Maintenance & Operating | Net Change for Periods Shown Revenues Less Expenditures Inclusive Interfund Allocations and Adjustments | | | | | | | | | | | |
| General M&O | | | | | | | | | | | | |
| F10 General Fund | 1,857,341.28 | 1,497,823.86 | 1,547,557.43 | (717,167.06) | (958,563.92) | (1,204,121.99) | 404,967.42 | 985,802.98 | 1,480,441.62 | 1,626,479.69 | 364,723.50 | 380,238.89 |
| General Fund Over/(Under) Prior Period | 359,517.42 | (49,733.57) | 2,264,724.49 | 241,396.86 | 245,558.07 | (1,609,089.41) | (580,835.56) | (494,638.64) | (146,038.07) | 1,261,756.19 | (15,515.39) | |
| General Fund Cumulative Change for Periods Shown | 1,477,102.39 | 1,117,584.97 | 1,167,318.54 | (1,097,405.95) | (1,338,802.81) | (1,584,360.88) | 24,728.53 | 605,564.09 | 1,100,202.73 | 1,246,240.80 | (15,515.39) | |
| Road & Bridge M&O | | | | | | | | | | | | |
| F15 County Wide | 994,296.98 | 93,208.67 | 16,403.72 | 21,073.78 | 16,610.21 | (184,322.26) | (174,441.21) | 323,951.23 | 51,256.11 | (110,751.87) | (183,874.03) | 366,667.22 |
| F16 Precinct No 1 | (122,660.89) | 706.85 | (3,891.29) | (69,087.35) | (105,686.00) | 109,757.28 | 150,613.76 | (128,527.88) | 73,946.99 | 67,211.41 | (12,231.34) | 22,995.25 |
| F17 Precinct No 2 | (198,606.14) | (12,341.08) | 4,259.12 | (31,234.63) | (147,311.55) | 211,681.22 | (12,561.56) | 23,845.29 | 85,080.76 | (14,329.62) | 56,647.31 | (64,093.74) |
| F18 Precinct No 3 | (83,872.04) | (122,503.40) | 10,578.25 | (47,284.57) | (54,176.36) | 167,421.30 | 95,399.28 | (167,544.06) | 130,215.20 | 41,772.49 | 18,975.95 | (57,554.40) |
| F19 Precinct No 4 | <u>(10,222.86)</u> | <u>(67,540.64)</u> | <u>53,998.31</u> | <u>(53,962.80)</u> | <u>(37,792.17)</u> | <u>36,799.54</u> | <u>92,346.77</u> | <u>(89,321.97)</u> | <u>150,017.33</u> | <u>57,347.28</u> | <u>53,223.25</u> | <u>(49,418.79)</u> |
| Sub-Total R&B | 578,935.05 | (108,469.60) | 81,348.11 | (180,495.57) | (328,355.87) | 341,337.08 | 151,357.04 | (37,597.39) | 490,516.39 | 41,249.69 | (67,258.86) | 218,595.54 |
| Road & Bridge Over/(Under) Prior Period | 687,404.65 | (189,817.71) | 261,843.68 | 147,860.30 | (669,692.95) | 189,980.04 | 188,954.43 | (528,113.78) | 449,266.70 | 108,508.55 | (285,854.40) | |
| Road & Bridge Cumulative Change for Periods Shown | 360,339.51 | (327,065.14) | (137,247.43) | (399,091.11) | (546,951.41) | 122,741.54 | (67,238.50) | (256,192.93) | 271,920.85 | (177,345.85) | (285,854.40) | |
| Overall Totals | | | | | | | | | | | | |
| General / Road & Bridge M&O | 2,436,276.33 | 1,389,354.26 | 1,628,905.54 | (897,662.63) | (1,286,919.79) | (862,784.91) | 556,324.46 | 948,205.59 | 1,970,958.01 | 1,667,729.38 | 297,464.64 | 598,834.43 |
| Overall Over/(Under) Prior Period | 1,046,922.07 | (239,551.28) | 2,526,568.17 | 389,257.16 | (424,134.88) | (1,419,109.37) | (391,881.13) | (1,022,752.42) | 303,228.63 | 1,370,264.74 | (301,369.79) | |
| Overall Cumulative Change for Periods Shown | 1,837,441.90 | 790,519.83 | 1,030,071.11 | (1,496,497.06) | (1,885,754.22) | (1,461,619.34) | (42,509.97) | 349,371.16 | 1,372,123.58 | 1,068,894.95 | (301,369.79) | |

FY2014-2015
GILLESPIE COUNTY, TEXAS
STATEMENT OF
Maintenance & Operating Accounts

| | FY2015 as of 08.31.2015 | FY2014 | FY2013 | FY2012 | FY2011 | FY2010 | FY2009 | FY2008 | FY2007 | FY2006 | FY2005 | FY2004 |
|--|-------------------------------|-------------------|-------------------|-------------------|-------------------|-------------------|-------------------|-------------------|-------------------|-------------------|------------------|------------------|
| | As Of Fiscal Year Ending Date | | | | | | | | | | | |
| GENERAL and ROAD & BRIDGE Maintenance & Operating | | | | | | | | | | | | |
| Cash Balances | | | | | | | | | | | | |
| General M&O | | | | | | | | | | | | |
| F10 General Fund | 11,285,133.01 | 9,427,791.73 | 7,929,967.87 | 6,382,410.44 | 7,099,577.50 | 8,058,141.42 | 9,262,263.41 | 8,857,295.99 | 7,871,493.01 | 6,391,051.39 | 4,764,571.70 | 4,399,848.20 |
| General Fund Over/(Under) Prior Period | 1,857,341.28 | 1,497,823.86 | 1,547,557.43 | (717,167.06) | (958,563.92) | (1,204,121.99) | 404,967.42 | 985,802.98 | 1,480,441.62 | 1,626,479.69 | 364,723.50 | |
| General Fund Cumulative Change for Periods Shown | 6,885,284.81 | 5,027,943.53 | 3,530,119.67 | 1,982,562.24 | 2,699,729.30 | 3,658,293.22 | 4,862,415.21 | 4,457,447.79 | 3,471,644.81 | 1,991,203.19 | 364,723.50 | |
| Road & Bridge M&O | | | | | | | | | | | | |
| F15 County Wide | 1,372,916.99 | 378,620.01 | 285,411.34 | 269,007.62 | 247,933.84 | 231,323.63 | 415,645.89 | 590,087.10 | 266,135.87 | 214,879.76 | 325,631.63 | 509,505.66 |
| F16 Precinct No 1 | 119,331.33 | 241,992.22 | 241,285.37 | 245,176.66 | 314,264.01 | 419,950.01 | 310,192.73 | 159,578.97 | 288,106.85 | 214,159.86 | 146,948.45 | 159,179.79 |
| F17 Precinct No 2 | 52,102.55 | 250,708.69 | 263,049.77 | 258,790.65 | 290,025.28 | 437,336.83 | 225,655.61 | 238,217.17 | 214,371.88 | 129,291.12 | 143,620.74 | 86,973.43 |
| F18 Precinct No 3 | 59,716.38 | 143,588.42 | 266,091.82 | 255,513.57 | 302,798.14 | 356,974.50 | 189,553.20 | 94,153.92 | 261,697.98 | 131,482.78 | 89,710.29 | 70,734.34 |
| F19 Precinct No 4 | <u>218,745.78</u> | <u>228,968.64</u> | <u>296,509.28</u> | <u>242,510.97</u> | <u>296,473.77</u> | <u>334,265.94</u> | <u>297,466.40</u> | <u>205,119.63</u> | <u>294,441.60</u> | <u>144,424.27</u> | <u>87,076.99</u> | <u>33,853.74</u> |
| Sub-Total R&B | 1,822,813.03 | 1,243,877.98 | 1,352,347.58 | 1,270,999.47 | 1,451,495.04 | 1,779,850.91 | 1,438,513.83 | 1,287,156.79 | 1,324,754.18 | 834,237.79 | 792,988.10 | 860,246.96 |
| Road & Bridge Over/(Under) Prior Period | 578,935.05 | (108,469.60) | 81,348.11 | (180,495.57) | (328,355.87) | 341,337.08 | 151,357.04 | (37,597.39) | 490,516.39 | 41,249.69 | (67,258.86) | |
| Road & Bridge Cumulative Change for Periods Shown | 962,566.07 | 383,631.02 | 492,100.62 | 410,752.51 | 591,248.08 | 919,603.95 | 578,266.87 | 426,909.83 | 464,507.22 | (26,009.17) | (67,258.86) | |
| Overall Totals | | | | | | | | | | | | |
| General / Road & Bridge M&O | 13,107,946.04 | 10,671,669.71 | 9,282,315.45 | 7,653,409.91 | 8,551,072.54 | 9,837,992.33 | 10,700,777.24 | 10,144,452.78 | 9,196,247.19 | 7,225,289.18 | 5,557,559.80 | 5,260,095.16 |
| Overall Over/(Under) Prior Period | 2,436,276.33 | 1,389,354.26 | 1,628,905.54 | (897,662.63) | (1,286,919.79) | (862,784.91) | 556,324.46 | 948,205.59 | 1,970,958.01 | 1,667,729.38 | 297,464.64 | |
| Overall Cumulative Change for Periods Shown | 7,847,850.88 | 5,411,574.55 | 4,022,220.29 | 2,393,314.75 | 3,290,977.38 | 4,577,897.17 | 5,440,682.08 | 4,884,357.62 | 3,936,152.03 | 1,965,194.02 | 297,464.64 | |

**FY2014-2015
GILLESPIE COUNTY, TEXAS
STATEMENT OF
Fund Cash/Investment Balances of County Funds
Managed by County Treasurer**

| Reporting Period for Maintenance & Operating, COB/GOB Operating & I&S, Special Revenue, Special Revenue..Grants, Trust and Agency | FY2015 | FY2014 | FY2013 | FY2012 | FY2011 | FY2010 | FY2009 | FY2008 | FY2007 | FY2006 | FY2005 | FY2004 | FY2003 | FY2002 | FY2001 |
|---|-----------------------|-----------------------|--|---------------------|-----------------------|---------------------|---------------|---------------|---------------|---------------|--------------|--------------|--------------|--------------|---------------------|
| October | 17,978,164.94 | 25,230,555.83 | 8,816,582.93 | 9,537,288.92 | 10,782,786.00 | 11,614,108.61 | 10,952,885.50 | 9,958,440.67 | 7,952,494.30 | 6,412,175.43 | 5,710,864.59 | 5,339,657.00 | 5,562,776.43 | 5,033,726.92 | 4,347,101.24 |
| November | 17,265,750.38 | 24,953,535.22 | 8,890,316.88 | 9,228,798.73 | 10,570,060.92 | 11,537,538.96 | 10,498,889.31 | 10,152,409.10 | 8,025,261.13 | 6,492,254.19 | 5,815,771.82 | 5,220,602.83 | 5,513,508.58 | 4,915,333.89 | 4,073,098.62 |
| December | 18,099,680.09 | 26,637,026.05 | 11,373,696.92 | 10,169,466.12 | 11,532,479.69 | 12,910,952.83 | 11,682,933.59 | 10,684,794.29 | 8,972,555.93 | 7,597,535.16 | 6,569,101.79 | 5,773,095.57 | 6,725,293.46 | 5,464,922.96 | 4,553,826.12 |
| January | 21,177,485.65 | 28,516,107.73 | 13,685,971.08 | 13,393,446.13 | 14,318,444.26 | 15,498,047.87 | 14,366,261.90 | 13,481,253.20 | 11,165,036.24 | 9,488,659.54 | 8,523,475.25 | 7,456,134.19 | 7,390,382.57 | 6,921,671.85 | 5,917,064.54 |
| February | 22,683,610.22 | 29,162,422.51 | 14,892,438.88 | 14,337,413.69 | 15,203,602.68 | 15,956,038.21 | 15,735,998.80 | 14,555,820.37 | 12,335,852.17 | 10,433,012.87 | 9,341,225.17 | 8,739,837.04 | 8,067,857.08 | 7,169,069.03 | 6,421,291.43 |
| March | 21,915,869.23 | 28,011,622.33 | 14,353,262.89 | 13,961,224.66 | 14,605,425.43 | 15,787,975.99 | 15,568,191.69 | 14,421,603.69 | 12,279,235.33 | 10,316,847.09 | 9,342,261.49 | 8,166,505.99 | 7,877,519.02 | 6,846,516.10 | 6,255,513.63 |
| April | 19,863,672.60 | 26,965,965.28 | 14,036,410.76 | 13,204,240.38 | 14,182,107.24 | 14,911,731.87 | 15,332,630.30 | 14,171,385.04 | 12,168,084.51 | 10,225,221.29 | 9,153,636.99 | 7,706,537.20 | 7,632,850.74 | 6,879,522.09 | 6,165,584.41 |
| May | 19,534,757.94 | 25,202,625.86 | 13,381,534.31 | 12,853,474.81 | 13,180,018.23 | 14,443,624.89 | 14,826,308.29 | 13,675,832.00 | 11,856,634.81 | 10,019,168.98 | 9,181,379.67 | 7,645,857.66 | 7,396,585.22 | 6,758,604.54 | 5,872,305.69 |
| June | 18,530,454.23 | 23,610,769.72 | 27,806,922.21 | 11,927,636.15 | 12,450,284.14 | 13,583,948.59 | 14,202,648.08 | 13,175,542.95 | 11,508,032.29 | 9,433,093.74 | 8,832,285.06 | 7,186,622.71 | 7,107,557.40 | 6,426,986.33 | 5,398,788.82 |
| July | 17,462,407.18 | 21,673,344.14 | 26,973,808.70 | 11,234,719.43 | 11,652,419.87 | 13,105,834.49 | 13,620,954.46 | 12,336,729.42 | 11,412,064.22 | 9,030,022.51 | 8,376,255.12 | 6,807,050.38 | 6,620,898.14 | 6,217,837.20 | 4,751,943.98 |
| August | 16,349,354.15 | 19,928,413.83 | 25,790,313.41 | 10,192,089.49 | 11,033,361.48 | 12,483,092.82 | 12,578,256.55 | 11,932,892.72 | 10,883,175.64 | 8,667,571.59 | 7,898,769.17 | 6,509,004.74 | 5,964,701.17 | 5,922,921.90 | 4,309,221.50 |
| September | | 18,465,597.00 | 25,364,538.77 | 9,249,883.17 | 10,060,273.87 | 11,399,750.14 | 12,236,834.57 | 11,640,132.20 | 10,474,427.70 | 8,299,421.01 | 6,600,165.99 | 5,886,940.47 | 5,731,396.90 | 5,654,746.62 | 4,084,176.41 |
| | | | GOB Series 2013, Jail Construction Project, bond funding accounted for sudden increase in balance ... LL | | | | | | | | | | | | |
| FY Monthly Average | 19,169,200.60 | 24,863,165.46 | 17,113,816.48 | 11,607,473.47 | 12,464,271.98 | 13,602,720.44 | 13,466,899.42 | 12,515,569.64 | 10,752,737.86 | 8,867,915.28 | 7,945,432.68 | 6,869,820.48 | 6,799,277.23 | 6,184,321.62 | 5,179,159.70 |
| Current Reported Month and Fiscal Year To Date | | | | | | | | | | | | | | | |
| Over / (Under) | | | | | | | | | | | | | | | |
| Same Month Prior Year | (3,579,059.68) | | | | | | | | | | | | | | |
| Prior Fiscal Year End | (2,116,242.85) | (6,898,941.77) | 16,114,655.60 | (810,390.70) | (1,339,476.27) | (837,084.43) | 596,702.37 | 1,165,704.50 | 2,175,006.69 | 1,699,255.02 | 713,225.52 | 155,543.57 | 76,650.28 | 1,570,570.21 | (491,056.48) |

FY2014-2015
GILLESPIE COUNTY, TEXAS
STATEMENT OF
Fund Cash/Investment Balances of County Funds
Managed by County Treasurer

| FY2000 | FY1999 | FY1998 | FY1997 | FY1996 | FY1995 | FY1994 | FY1993 | FY1992 | FY1991 | FY1990 | FY1989 | FY1988 | FY1987 | FY1986 | FY1985 | Monthly Average All Years | Reporting Period for Maintenance & Operating, COB/IOB Operating & S.S., Special Revenue, Grants, Trust and Agency |
|--------------|--------------|--------------|--------------|--------------|--------------|--------------|--------------|--------------|--------------|--------------|--------------|--------------|--------------|--------------|--------------|---------------------------|---|
| 4,138,349.94 | 2,869,048.51 | 2,322,043.99 | 1,853,442.32 | 1,554,442.32 | 1,568,633.68 | 1,577,992.97 | 1,738,021.70 | 1,766,907.01 | 1,656,979.55 | 1,479,994.82 | 1,489,873.32 | 773,740.58 | 785,053.51 | 551,992.07 | 792,093.37 | 5,569,297.39 | October |
| 3,944,234.24 | 2,805,697.13 | 2,287,658.80 | 1,738,403.49 | 1,588,939.20 | 2,054,228.71 | 1,872,272.98 | 1,684,926.42 | 1,867,311.17 | 1,738,597.34 | 1,603,024.84 | 1,422,802.33 | 793,137.76 | 666,242.80 | 494,761.58 | 623,030.66 | 5,494,174.19 | November |
| 4,285,123.56 | 3,467,225.42 | 2,370,460.19 | 2,015,412.36 | 1,553,702.23 | 2,102,455.14 | 2,004,156.61 | 1,927,643.72 | 2,009,086.57 | 2,071,100.64 | 1,749,440.24 | 1,522,220.64 | 794,004.97 | 638,401.65 | 515,396.75 | 592,516.53 | 6,075,313.15 | December |
| 5,211,901.34 | 4,747,606.42 | 3,294,281.32 | 2,843,260.54 | 2,472,762.49 | 2,546,555.58 | 2,422,956.29 | 2,234,617.11 | 2,447,087.69 | 2,241,349.45 | 2,187,618.39 | 1,885,694.05 | 1,176,726.03 | 895,393.31 | 987,264.23 | 911,641.21 | 7,413,134.11 | January |
| 5,911,367.71 | 5,322,878.29 | 3,993,869.93 | 3,407,005.87 | 2,960,651.56 | 2,960,114.57 | 2,786,604.82 | 2,577,350.38 | 2,873,613.36 | 2,643,751.97 | 2,515,707.05 | 2,279,290.31 | 1,597,770.08 | 1,530,430.47 | 1,707,926.04 | 1,288,936.99 | 8,112,670.95 | February |
| 5,804,576.79 | 5,276,473.40 | 3,867,713.74 | 3,383,796.71 | 2,916,434.18 | 2,701,020.25 | 2,817,055.25 | 2,446,335.40 | 2,811,958.62 | 2,589,532.80 | 2,424,635.02 | 2,300,423.71 | 1,879,466.93 | 1,572,385.72 | 1,654,964.77 | 1,261,996.19 | 7,916,720.81 | March |
| 5,611,303.40 | 5,147,026.03 | 3,856,248.10 | 3,370,510.51 | 2,844,955.24 | 2,603,667.16 | 2,814,731.50 | 2,446,965.20 | 2,846,044.26 | 2,647,946.48 | 2,446,382.46 | 2,354,485.13 | 1,884,438.19 | 1,647,314.57 | 1,771,308.72 | 1,350,124.93 | 7,685,581.73 | April |
| 5,597,466.54 | 5,145,729.29 | 3,729,564.69 | 3,275,787.89 | 2,651,158.09 | 2,420,785.62 | 2,795,038.54 | 2,614,500.66 | 2,664,830.17 | 2,595,986.23 | 2,402,307.66 | 2,282,817.61 | 1,897,795.66 | 1,472,593.18 | 1,691,409.95 | 1,210,356.42 | 7,428,266.17 | May |
| 5,229,130.33 | 4,896,201.25 | 3,531,314.01 | 2,987,283.92 | 2,535,222.99 | 2,084,641.35 | 2,568,555.11 | 2,371,095.71 | 2,474,786.60 | 2,436,392.72 | 2,319,795.07 | 2,217,931.41 | 1,815,598.58 | 1,439,656.15 | 1,651,635.17 | 1,129,347.73 | 7,512,521.35 | June |
| 5,019,100.05 | 4,695,468.99 | 3,445,413.11 | 2,962,321.73 | 2,375,375.37 | 2,030,459.33 | 2,324,665.35 | 2,086,490.66 | 2,166,748.69 | 2,373,369.73 | 2,247,875.53 | 2,067,556.08 | 1,770,363.23 | 1,314,952.63 | 1,548,746.47 | 998,709.28 | 7,119,480.82 | July |
| 4,875,181.07 | 4,508,722.39 | 3,369,985.56 | 2,786,747.61 | 2,218,481.28 | 1,819,617.83 | 2,263,605.13 | 2,029,973.96 | 2,078,961.54 | 2,158,156.49 | 1,995,691.66 | 1,950,450.56 | 1,733,930.99 | 1,181,205.11 | 1,466,150.68 | 824,648.71 | 6,700,150.02 | August |
| 4,575,232.89 | 4,394,094.37 | 3,208,449.92 | 2,590,681.06 | 2,098,133.77 | 1,584,937.70 | 2,069,733.13 | 1,872,419.95 | 1,917,213.24 | 2,014,947.50 | 1,766,243.49 | 1,643,269.78 | 1,541,576.26 | 770,951.77 | 839,823.87 | 671,522.07 | 5,956,917.19 | September |
| 5,019,916.49 | 4,439,764.29 | 3,273,083.61 | 2,767,887.83 | 2,314,189.31 | 2,239,759.74 | 2,369,613.97 | 2,167,531.76 | 2,327,045.76 | 2,264,009.24 | 2,094,893.19 | 1,951,484.58 | 1,479,879.11 | 1,159,548.41 | 1,240,115.03 | 972,077.01 | | |
| 181,138.52 | 1,185,644.45 | 617,768.86 | 492,547.29 | 513,196.07 | (484,795.43) | 197,313.18 | (44,793.29) | (97,734.26) | 248,704.01 | 122,973.71 | 101,693.52 | 770,624.49 | (68,872.10) | 168,301.80 | | | |

NOTE: Rollback election held April 05, 1996 ... rollback passed

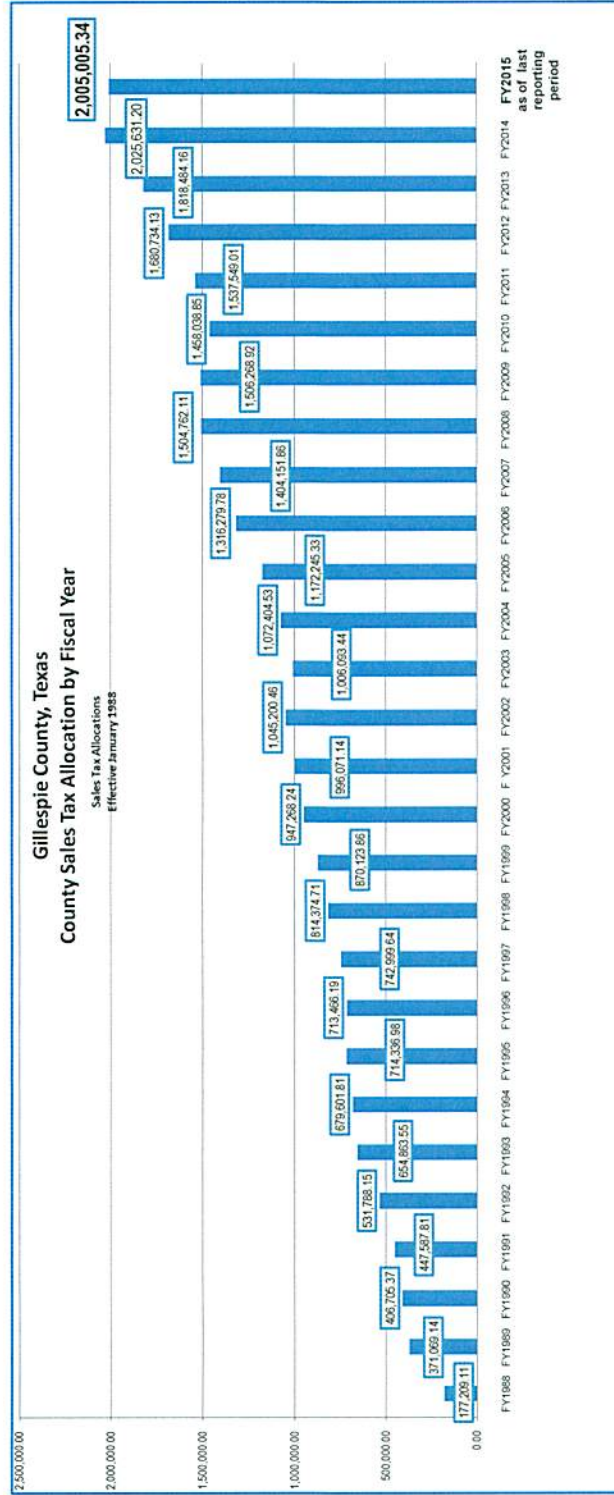
GILLESPIE COUNTY, TEXAS
COUNTY SALES TAX ALLOCATION SUMMARY

March 1988 through FY2015

| Period Tax Allocation Received | FY1988 | FY1989 | FY1990 | FY1991 | FY1992 | FY1993 | FY1994 | FY1995 | FY1996 | FY1997 | FY1998 | FY1999 | FY2000 | FY2001 | FY2002 | FY2003 | FY2004 | FY2005 |
|--------------------------------|------------|------------|------------|--------------|--------------|--------------|--------------|--------------|--------------|--------------|--------------|--------------|--------------|--------------|---------------|---------------|---------------|---------------|
| October | 22,614.86 | 26,581.55 | 33,537.36 | 36,992.75 | 41,801.10 | 49,891.91 | 82,743.15 | 58,486.86 | 52,039.59 | 54,937.86 | 50,951.89 | 65,241.66 | 66,865.34 | 75,743.16 | 81,976.96 | 77,478.63 | 82,681.54 | |
| September and 3rd Quarter | 43,215.06 | 44,231.67 | 43,279.83 | 50,014.92 | 55,881.19 | 64,445.89 | 64,104.87 | 61,441.85 | 62,637.05 | 66,939.70 | 74,731.00 | 69,172.12 | 86,097.63 | 88,692.77 | 87,009.90 | 94,471.11 | 103,544.31 | |
| November | 24,372.61 | 27,072.59 | 27,183.79 | 32,965.97 | 49,151.47 | 46,789.97 | 46,349.36 | 49,676.22 | 60,611.06 | 60,993.07 | 70,326.26 | 85,955.47 | 70,180.00 | 82,667.48 | 77,782.13 | 84,302.14 | 87,745.88 | |
| December | 23,143.13 | 28,570.51 | 34,806.95 | 33,040.99 | 47,672.78 | 61,026.80 | 58,115.99 | 55,693.53 | 56,392.42 | 60,499.63 | 58,712.49 | 79,145.12 | 77,326.63 | 85,504.02 | 80,568.74 | 80,660.57 | 92,483.12 | |
| January | 55,085.79 | 55,601.40 | 56,692.45 | 64,014.68 | 85,296.84 | 86,415.96 | 79,879.42 | 75,116.79 | 82,205.56 | 94,754.60 | 105,116.56 | 99,795.38 | 104,689.49 | 112,735.48 | 104,067.24 | 115,871.28 | 121,222.18 | |
| February | 10,448.12 | 19,376.35 | 22,842.31 | 27,786.80 | 42,841.80 | 37,823.29 | 44,969.12 | 55,964.23 | 49,941.44 | 54,150.75 | 58,307.91 | 72,738.72 | 61,652.97 | 77,471.73 | 65,204.25 | 71,764.27 | 85,739.86 | |
| March | 13,766.26 | 18,223.31 | 22,431.61 | 26,567.86 | 52,007.16 | 42,480.30 | 69,059.85 | 45,858.42 | 50,129.00 | 45,435.42 | 59,649.70 | 66,084.12 | 69,317.65 | 72,330.32 | 62,331.14 | 70,741.63 | 65,194.79 | |
| April | 37,630.57 | 41,151.11 | 44,480.87 | 46,655.96 | 31,203.05 | 66,318.77 | 57,459.64 | 64,876.89 | 62,424.84 | 71,468.21 | 91,409.71 | 96,441.51 | 93,043.82 | 94,505.94 | 93,443.25 | 102,949.16 | 112,599.80 | |
| May | 24,530.57 | 24,076.76 | 27,059.33 | 31,503.80 | 41,913.33 | 48,605.58 | 44,647.36 | 48,588.21 | 58,749.69 | 61,697.08 | 77,874.05 | 70,155.54 | 79,441.16 | 92,403.56 | 87,784.45 | 89,329.15 | 105,312.44 | |
| June | 20,139.41 | 24,953.23 | 27,959.52 | 34,719.01 | 43,922.13 | 49,464.53 | 48,368.42 | 50,605.85 | 54,962.82 | 57,092.55 | 64,608.17 | 78,576.31 | 87,685.36 | 89,767.62 | 86,277.93 | 82,641.66 | 94,818.82 | |
| July | 46,170.12 | 40,397.69 | 50,866.17 | 50,866.66 | 58,425.43 | 73,116.78 | 67,507.13 | 66,689.81 | 59,548.35 | 72,612.17 | 98,754.28 | 91,921.77 | 119,409.57 | 90,669.86 | 95,006.16 | 113,562.54 | 120,029.46 | |
| August | 24,924.06 | 28,459.24 | 28,987.84 | 33,905.34 | 56,740.88 | 52,232.41 | 46,155.60 | 61,535.89 | 71,272.01 | 70,867.09 | 69,870.60 | 74,040.54 | 81,351.52 | 82,708.52 | 84,660.29 | 88,592.39 | 100,874.13 | |
| September | 177,209.11 | 371,069.14 | 406,705.37 | 447,587.81 | 531,788.15 | 654,863.55 | 679,601.81 | 714,336.08 | 713,466.19 | 742,999.64 | 814,374.71 | 870,123.86 | 947,268.24 | 966,071.14 | 1,045,200.46 | 1,006,093.44 | 1,072,404.53 | 1,172,245.33 |
| Total Per Year | 177,209.11 | 548,278.25 | 954,893.62 | 1,402,571.43 | 1,934,359.58 | 2,589,223.13 | 3,268,824.94 | 3,683,161.92 | 4,696,628.11 | 5,439,627.75 | 6,254,002.46 | 7,124,126.32 | 8,071,394.56 | 9,007,465.70 | 10,112,666.16 | 11,118,759.60 | 12,191,164.13 | 13,363,409.46 |
| Total All Years | | | | | | | | | | | | | | | | | | |
| \$ Inc / (Dec) Over Prior Year | 193,860.03 | 35,636.23 | 40,862.44 | 84,200.34 | 123,075.40 | 24,738.26 | 34,735.17 | (670.79) | 55,749.15 | 77,144.38 | 48,802.90 | 49,129.32 | (39,107.02) | 66,311.09 | 99,840.80 | | | |
| % Inc / -Dec Over Prior Year | 109.40% | 9.60% | 10.05% | 18.81% | 23.14% | 3.78% | 5.11% | -0.12% | 6.85% | 8.87% | 5.15% | 4.93% | -3.74% | 6.59% | 9.31% | | | |
| Calendar Year Allocations | 0.00 | 267,411.64 | 378,752.42 | 412,820.54 | 463,560.47 | 559,648.27 | 669,137.56 | 711,691.42 | 690,744.53 | 719,148.96 | 750,582.57 | 827,513.03 | 894,484.16 | 950,041.96 | 1,020,031.58 | 1,044,865.04 | 1,015,577.33 | 1,090,124.38 |
| \$ Inc / (Dec) Over Prior Year | 267,411.64 | 111,340.78 | 34,068.12 | 50,739.93 | 95,087.80 | 110,469.29 | 42,553.86 | (20,846.89) | 28,404.43 | 31,433.61 | 76,930.46 | 66,971.13 | 55,557.80 | 69,989.62 | 24,833.46 | (29,267.71) | 74,547.05 | |

GILLESPIE COUNTY, TEXAS
COUNTY SALES TAX ALLOCATION SUMMARY

March 1988 through FY2015



GILLESPIE COUNTY, TEXAS
REPAYMENT OF ERRONEOUS RECEIPT OF SALES AND USE TAX

January 1997 Through October 2016

| Year | 1997 | 1998 | 1999 | 2000 | 2001 | 2002 | 2003 | 2004 | 2005 | 2006 | 2007 | 2008 | 2009 | 2010 | 2011 | 2012 | 2013 | 2014 | 2015 | 2016 | |
|-------------------------------|------------|------------|------------|------------|------------|------------|------------|------------|------------|------------|------------|------------|------------|------------|------------|------------|------------|------------|------------|----------|----------|
| | Year 1 | Year 2 | Year 3 | Year 4 | Year 5 | Year 6 | Year 7 | Year 8 | Year 9 | Year 10 | Year 11 | Year 12 | Year 13 | Year 14 | Year 15 | Year 16 | Year 17 | Year 18 | Year 19 | Year 20 | |
| Actual Balance At Year Start | 201,276.54 | 190,683.06 | 180,089.58 | 169,496.10 | 158,902.62 | 148,309.14 | 137,715.66 | 127,122.18 | 116,528.70 | 105,935.22 | 95,341.74 | 84,748.26 | 74,154.78 | 63,561.30 | 52,967.82 | 42,374.34 | 31,780.86 | 21,187.38 | 10,593.90 | 0.00 | |
| January | 2,648.37 | 2,648.37 | 2,648.37 | 2,648.37 | 2,648.37 | 2,648.37 | 2,648.37 | 2,648.37 | 2,648.37 | 2,648.37 | 2,648.37 | 2,648.37 | 2,648.37 | 2,648.37 | 2,648.37 | 2,648.37 | 2,648.37 | 2,648.37 | 2,648.37 | 2,648.37 | 2,648.37 |
| April | 2,648.37 | 2,648.37 | 2,648.37 | 2,648.37 | 2,648.37 | 2,648.37 | 2,648.37 | 2,648.37 | 2,648.37 | 2,648.37 | 2,648.37 | 2,648.37 | 2,648.37 | 2,648.37 | 2,648.37 | 2,648.37 | 2,648.37 | 2,648.37 | 2,648.37 | 2,648.37 | 2,648.37 |
| July | 2,648.37 | 2,648.37 | 2,648.37 | 2,648.37 | 2,648.37 | 2,648.37 | 2,648.37 | 2,648.37 | 2,648.37 | 2,648.37 | 2,648.37 | 2,648.37 | 2,648.37 | 2,648.37 | 2,648.37 | 2,648.37 | 2,648.37 | 2,648.37 | 2,648.37 | 2,648.37 | 2,648.37 |
| October | 2,648.37 | 2,648.37 | 2,648.37 | 2,648.37 | 2,648.37 | 2,648.37 | 2,648.37 | 2,648.37 | 2,648.37 | 2,648.37 | 2,648.37 | 2,648.37 | 2,648.37 | 2,648.37 | 2,648.37 | 2,648.37 | 2,648.37 | 2,648.37 | 2,648.37 | 2,648.37 | 2,648.37 |
| Total Repitted To Date | 10,593.48 | 21,186.96 | 31,780.44 | 42,373.92 | 52,967.40 | 63,560.88 | 74,154.36 | 84,747.84 | 95,341.32 | 105,934.80 | 116,528.28 | 127,121.76 | 137,715.24 | 148,308.72 | 158,902.20 | 169,495.68 | 180,089.16 | 190,682.64 | 198,627.75 | | |
| Actual Balance To Date | 201,276.54 | 190,683.06 | 180,089.58 | 169,496.10 | 158,902.62 | 148,309.14 | 137,715.66 | 127,122.18 | 116,528.70 | 105,935.22 | 95,341.74 | 84,748.26 | 74,154.78 | 63,561.30 | 52,967.82 | 42,374.34 | 31,780.86 | 21,187.38 | 13,242.27 | | |
| Projected Balance At Year End | 201,276.54 | 190,683.06 | 180,089.58 | 169,496.10 | 158,902.62 | 148,309.14 | 137,715.66 | 127,122.18 | 116,528.70 | 105,935.22 | 95,341.74 | 84,748.26 | 74,154.78 | 63,561.30 | 52,967.82 | 42,374.34 | 31,780.86 | 21,187.38 | 10,593.90 | 0.00 | |

Gillespie County proposal of repayment (as outlined in letter of October 18, 1996) as accepted by State Comptroller ... Gillespie County will make 80 quarterly payments (due first of each month): January, April, July, and October) for 20 years beginning January 01, 1997:
79 quarterly payments of \$2,648.37 each beginning on January 01, 1997 through July 01, 2016 and a final payment of \$2,648.79 on October 01, 2016 for a total of \$211,870.02.

Gillespie County, Texas

Hotel Occupancy Tax ... Quarterly Recaps
As of August 31, 2015

| | Collection/Remittance Period | Collections | | Disbursements | | Cash Balance |
|------------------|------------------------------|------------------|--------------|------------------------------|-------------------|-------------------------------|
| | | HOT P&I Interest | | Convention & Visitors Bureau | Organizations etc | |
| FY2016 | 2nd Quarter 2016 | | | | | 533,772.58 |
| | 1st Quarter 2016 | | | | | 533,772.58 |
| | 4th Quarter 2015 | | | | | 533,772.58 |
| FY2015 | 3rd Quarter 2015 | | 111,153.74 | | (881.94) | 533,772.58 |
| | Sub-Total | 112,035.68 | 111,153.74 | 0.00 | (881.94) | |
| | 2nd Quarter 2015 | | 120,944.22 | 127,742.50 | 118,000.00 | 421,736.90 |
| FY2015 | 1st Quarter 2015 | | 122,937.00 | | | 546,535.18 |
| | 4th Quarter 2014 | | 104,239.90 | 127,742.50 | | 423,598.18 |
| | 3rd Quarter 2014 | | 120,711.31 | | | 447,100.78 |
| FY2014 | Sub-Total | 95,347.43 | 468,832.43 | 255,485.00 | 118,000.00 | |
| | 2nd Quarter 2014 | | 95,362.58 | 111,163.00 | 120,000.00 | 326,389.47 |
| | 1st Quarter 2014 | | 92,050.01 | | | 462,189.89 |
| FY2014 | 4th Quarter 2013 | | 90,687.97 | 111,163.00 | | 370,139.88 |
| | 3rd Quarter 2013 | | 82,776.94 | | | 390,614.91 |
| | Sub-Total | 18,551.50 | 360,877.50 | 222,326.00 | 120,000.00 | |
| FY2013 | 2nd Quarter 2013 | | 82,927.36 | 96,357.50 | 80,000.00 | 307,837.97 |
| | 1st Quarter 2013 | | 102,188.41 | | | 401,268.11 |
| | 4th Quarter 2012 | | 56,763.25 | 96,357.50 | | 299,079.70 |
| FY2013 | 3rd Quarter 2012 | | 69,377.43 | | | 338,673.95 |
| | Sub-Total | 38,541.45 | 311,256.45 | 192,715.00 | 80,000.00 | |
| | 2nd Quarter 2012 | | 76,505.61 | 84,193.50 | 11,000.00 | 269,296.52 |
| FY2012 | 1st Quarter 2012 | | 67,043.98 | | 69,000.00 | 287,984.41 |
| | 4th Quarter 2011 | | 63,485.70 | 84,193.50 | | 289,940.43 |
| | 3rd Quarter 2011 | | 62,766.18 | | | 310,648.23 |
| FY2011 | Sub-Total | 21,414.47 | 269,801.47 | 168,387.00 | 80,000.00 | |
| | 2nd Quarter 2011 | | 60,050.07 | 80,530.57 | | 247,882.05 |
| | 1st Quarter 2011 | | 61,473.10 | | 80,000.00 | 268,362.55 |
| FY2011 | 4th Quarter 2010 | | 47,182.38 | 80,530.57 | | 286,889.45 |
| | 3rd Quarter 2010 | | 67,036.85 | | | 320,237.64 |
| | Sub-Total | (5,318.74) | 235,742.40 | 161,061.14 | 80,000.00 | |
| FY2010 | 2nd Quarter 2010 | | 47,363.32 | 82,089.00 | 61,500.00 | 253,200.79 |
| | 1st Quarter 2010 | | 67,910.43 | | | 349,426.47 |
| | 4th Quarter 2009 | | 46,539.68 | 82,089.00 | | 281,516.04 |
| FY2010 | 3rd Quarter 2009 | | 63,672.15 | | | 317,065.36 |
| | Sub-Total | (192.42) | 225,485.58 | 164,178.00 | 61,500.00 | |
| | 2nd Quarter 2009 | | 55,182.22 | | | 253,393.21 |
| FY2009 | 1st Quarter 2009 | | 68,196.40 | 80,854.20 | | 198,210.99 |
| | 4th Quarter 2008 | | 43,834.09 | 80,854.20 | | 210,868.79 |
| | 3rd Quarter 2008 | | 75,474.18 | | 15,000.00 | 247,888.90 |
| FY2009 | Sub-Total | 65,978.49 | 242,686.89 | 161,708.40 | 15,000.00 | |
| | 2nd Quarter 2008 | | 52,205.02 | 100,000.00 | | 187,414.72 |
| | 1st Quarter 2008 | | 62,603.17 | | | 235,209.70 |
| FY2008 | 4th Quarter 2007 | | 53,485.43 | | | 172,606.53 |
| | 3rd Quarter 2007 | | 61,352.43 | | | 119,121.10 |
| | Sub-Total | 129,646.05 | 229,646.05 | 100,000.00 | 0.00 | |
| FY2007 | 2nd Quarter 2007 | | 57,271.57 | | | 57,768.67 |
| | 1st Quarter 2007 | | 497.10 | 0.00 | 0.00 | 497.10 |
| | Sub-Total | 57,768.67 | 57,768.67 | 0.00 | 0.00 | |
| | | | | 1,425,860.54 | 554,500.00 | |
| Totals All Years | | Revenues \$ | 2,402,097.44 | Expenditures \$ | 1,980,360.54 | Net Cash Effect \$ 421,736.90 |

GILLESPIE COUNTY, TEXAS

GOB Series 2010 Refunding Bonds ... December.2010
Post COB Series 2001 ... September.2001

Bond Redemptions & Interest Payment Schedule
February.2011 through February.2021

| | | Year 1 | Year 2 | Year 3 | Year 4 | Year 5 | Year 6 | Year 7 | Year 8 | Year 9 | Year 10 | Year 11 | | |
|-------------------------------|----------|--------------|--------------|--------------|--------------|--------------|--------------|------------|------------|------------|------------|------------------------|-------------------------------|--|
| | | 2011 | 2012 | 2013 | 2014 | 2015 | 2016 | 2017 | 2018 | 2019 | 2020 | 2021 | | |
| Actual Balance At Year Start | | 1,839,134.46 | 1,779,647.50 | 1,603,672.50 | 1,429,447.50 | 1,247,370.00 | 1,067,992.50 | | | | | | Actual Balance At Year Start | |
| February | bonds | 35,000.00 | 140,000.00 | 140,000.00 | 150,000.00 | 150,000.00 | | | | | | bonds | February | |
| | interest | 6,079.46 | 18,407.50 | 17,567.50 | 16,657.50 | 15,420.00 | | | | | | interest | | |
| August | bonds | 0.00 | 0.00 | 0.00 | 0.00 | 0.00 | | | | | | bonds | August | |
| | interest | 18,407.50 | 17,567.50 | 16,657.50 | 15,420.00 | 13,957.50 | | | | | | interest | | |
| Total Remitted To Date | | 59,486.96 | 235,461.96 | 409,686.96 | 591,764.46 | 771,141.96 | 771,141.96 | 771,141.96 | 771,141.96 | 771,141.96 | 771,141.96 | 771,141.96 | Total Remitted To Date | |
| Actual Balance To Date | | 1,779,647.50 | 1,603,672.50 | 1,429,447.50 | 1,247,370.00 | 1,067,992.50 | | | | | | Actual Balance To Date | | |
| Projected Pymnt Per Year | | 59,486.96 | 175,975.00 | 174,225.00 | 182,077.50 | 179,377.50 | 176,265.00 | 177,677.50 | 178,540.00 | 178,865.00 | 178,670.00 | 177,975.00 | Projected Pymnt Per Year | |
| Projected Balance At Year End | | 1,779,647.50 | 1,603,672.50 | 1,429,447.50 | 1,247,370.00 | 1,067,992.50 | 891,727.50 | 714,050.00 | 535,510.00 | 356,645.00 | 177,975.00 | 0.00 | Projected Balance At Year End | |

| | | |
|--|--|---|
| \$1,988,356.26 COB Series 2001 Debt Service on Refunded Bonds | \$1,590,000.00 Principal | \$1,590,000.00 Series 2010 Sources of Funds..Proceeds of Bonds |
| \$1,839,134.46 GOB Series 2010 Refunded Bonds | \$249,134.46 interest | \$38,746.50 Cost of Issuance |
| \$149,221.80 Net savings | \$1,839,134.46 GOB Series 2010, Refunding Bonds | \$1,551,253.50 Deposit to Escrow |

Original Certificates of Obligation Bonds Series 2001 payments started February 2002
Series 2010 Refunding ... Interest and Bond Redemptions due February of each year starting February of 2011
Series 2010 Refunding ... Interest only due August of each year starting August of 2011

GILLESPIE COUNTY, TEXAS

GOB Series 2013 ... Jail Project

Bond Redemptions Interest Payment Schedule
February.2014 through February.2033

| Schedule Bond Redemption & Interest Payment | Initial Receipt of Bonds June.2013 | Year 1 2014 | Year 2 2015 | Year 3 2016 | Year 4 2017 | Year 5 2018 | Year 6 2019 | Year 7 2020 | Year 8 2021 | Year 9 2022 | Year 10 2023 | Year 11 2024 |
|---|--|----------------|----------------|----------------|----------------|----------------|----------------|----------------|----------------|----------------|-----------------|-----------------|
| Projected Balances At Year Start | 20,429,713.00 | 20,429,713.00 | 19,408,475.00 | 18,387,525.00 | 17,367,275.00 | 16,347,925.00 | 15,324,725.00 | 14,300,875.00 | 13,279,650.00 | 12,256,300.00 | 11,234,800.00 | 10,214,600.00 |
| February bonds | 0.00 | 395,000.00 | 530,000.00 | 540,000.00 | 550,000.00 | 565,000.00 | 580,000.00 | 595,000.00 | 620,000.00 | 645,000.00 | 670,000.00 | 700,000.00 |
| February interest | 0.00 | 378,113.00 | 248,125.00 | 242,825.00 | 237,425.00 | 231,925.00 | 226,275.00 | 217,575.00 | 208,650.00 | 194,700.00 | 181,800.00 | 168,400.00 |
| August bonds | 0.00 | 0.00 | 0.00 | 0.00 | 0.00 | 0.00 | 0.00 | 0.00 | 0.00 | 0.00 | 0.00 | 0.00 |
| August interest | 0.00 | 248,125.00 | 242,825.00 | 237,425.00 | 231,925.00 | 226,275.00 | 217,575.00 | 208,650.00 | 194,700.00 | 181,800.00 | 168,400.00 | 154,400.00 |
| Projected Total Remittance | 0.00 | 1,021,238.00 | 2,042,188.00 | 3,062,438.00 | 4,081,788.00 | 5,104,988.00 | 6,128,838.00 | 7,150,063.00 | 8,173,413.00 | 9,194,913.00 | 10,215,113.00 | 11,237,913.00 |
| Project Balances At Year End | 20,429,713.00 | 19,408,475.00 | 18,387,525.00 | 17,367,275.00 | 16,347,925.00 | 15,324,725.00 | 14,300,875.00 | 13,279,650.00 | 12,256,300.00 | 11,234,800.00 | 10,214,600.00 | 9,191,800.00 |

Bonds Issued June.2014

Principal and Interest payments due February of each year starting February of 2014

Interest only payments due August of each year starting August of 2014

| Outstanding Tax Secured Debt | Initial Receipt of Bonds June.2013 | Year 1 2014 | Year 2 2015 | Year 3 2016 | Year 4 2017 | Year 5 2018 | Year 6 2019 | Year 7 2020 | Year 8 2021 | Year 9 2022 | Year 10 2023 | Year 11 2024 |
|---------------------------------|--|----------------|----------------|----------------|----------------|----------------|----------------|----------------|----------------|----------------|-----------------|-----------------|
| Balances At Year Start | 20,429,713.00 | 20,429,713.00 | 19,408,475.50 | 17,366,088.00 | | | | | | | | |
| February bonds | 0.00 | 395,000.00 | 530,000.00 | | | | | | | | | |
| February interest | 0.00 | 378,112.50 | 248,125.00 | | | | | | | | | |
| August bonds | 0.00 | 0.00 | 0.00 | | | | | | | | | |
| August interest | 0.00 | 248,325.00 | 243,025.00 | | | | | | | | | |
| Total Annual Remittances | 0.00 | 1,021,237.50 | 1,021,150.00 | | | | | | | | | |
| Total Remittances To Date | 0.00 | 1,021,237.50 | 2,042,387.50 | | | | | | | | | |

GILLESPIE COUNTY, TEXAS

GOB Series 2013 ... Jail Project

Bond Redemptions Interest Payment Schedule
February.2014 through February.2033

| Schedule | Year 12 | Year 13 | Year 14 | Year 15 | Year 16 | Year 17 | Year 18 | Year 19 | Year 20 |
|------------------------------------|---------------|---------------|---------------|---------------|---------------|---------------|---------------|---------------|---------------|
| Bond Redemption & Interest Payment | 2025 | 2026 | 2027 | 2028 | 2029 | 2030 | 2031 | 2032 | 2033 |
| Projected Balances At Year Start | 9,191,800.00 | 8,172,500.00 | 7,152,800.00 | 6,129,000.00 | 5,107,400.00 | 4,084,300.00 | 3,061,100.00 | 2,039,200.00 | 1,020,000.00 |
| February bonds interest | 725,000.00 | 755,000.00 | 790,000.00 | 820,000.00 | 855,000.00 | 890,000.00 | 925,000.00 | 960,000.00 | 1,000,000.00 |
| August bonds interest | 154,400.00 | 139,900.00 | 124,800.00 | 109,000.00 | 92,600.00 | 75,500.00 | 57,700.00 | 39,200.00 | 20,000.00 |
| Projected Total Remittance | 12,257,213.00 | 13,276,913.00 | 14,300,713.00 | 15,322,313.00 | 16,345,413.00 | 17,368,613.00 | 18,390,513.00 | 19,409,713.00 | 20,429,713.00 |
| Project Balances At Year End | 8,172,500.00 | 7,152,800.00 | 6,129,000.00 | 5,107,400.00 | 4,084,300.00 | 3,061,100.00 | 2,039,200.00 | 1,020,000.00 | 0.00 |

| Outstanding Tax Secured Debt | Year 12 | Year 13 | Year 14 | Year 15 | Year 16 | Year 17 | Year 18 | Year 19 | Year 20 |
|------------------------------|---------|---------|---------|---------|---------|---------|---------|---------|---------|
| | 2025 | 2026 | 2027 | 2028 | 2029 | 2030 | 2031 | 2032 | 2033 |
| Balances At Year Start | | | | | | | | | |
| February bonds interest | | | | | | | | | |
| August bonds interest | | | | | | | | | |
| Total Annual Remittances | | | | | | | | | |
| Total Remittances To Date | | | | | | | | | |

GILLESPIE COUNTY, TEXAS
Capital Assets Lease/Purchase ... Contract 6451, September.2013
Road & Bridge Departments

PROJECTED Payments

| PROJECTED Payments | FY2014 | | | FY2015 | | | FY2016 | | | FY2017 | | | FY2018 | | | FY2019 | | |
|---|---------------|-----------|----------|---------------|-----------|----------|---------------|-----------|----------|---------------|-----------|----------|---------------|-----------|----------|---------------|-----------|----------|
| | Total Payment | Principal | Interest | Total Payment | Principal | Interest | Total Payment | Principal | Interest | Total Payment | Principal | Interest | Total Payment | Principal | Interest | Total Payment | Principal | Interest |
| Balance At Year Start | 313,262.40 | | | 261,052.00 | | | 198,399.52 | | | 135,747.04 | | | 73,094.56 | | | 10,442.08 | | |
| October payment | | | | 5,221.04 | | | 5,221.04 | | | 5,221.04 | | | 5,221.04 | | | 5,221.04 | | |
| principal/interest | | | | | 4,448.50 | 772.54 | | 4,622.79 | 598.25 | | 4,803.90 | 417.14 | | 4,992.12 | 28.92 | | 5,187.70 | 33.34 |
| November payment | | | | 5,221.04 | | | 5,221.04 | | | 5,221.04 | | | 5,221.04 | | | 5,221.04 | | |
| principal/interest | | | | | 4,462.77 | 758.27 | | 4,637.62 | 583.42 | | 4,819.31 | 401.73 | | 5,008.13 | 212.91 | | 5,204.37 | 16.67 |
| December payment | 5,221.04 | | | 5,221.04 | | | 5,221.04 | | | 5,221.04 | | | 5,221.04 | | | 5,221.04 | | |
| principal/interest | | 3,882.97 | 1,338.07 | | 4,477.08 | 743.96 | | 4,652.49 | 568.55 | | 4,834.77 | 386.27 | | 5,024.20 | 196.84 | | | |
| January payment | 5,221.04 | | | 5,221.04 | | | 5,221.04 | | | 5,221.04 | | | 5,221.04 | | | 5,221.04 | | |
| principal/interest | | 4,322.11 | 898.93 | | 4,491.44 | 729.60 | | 4,667.42 | 553.62 | | 4,850.28 | 370.76 | | 5,040.31 | 180.73 | | | |
| February payment | 5,221.04 | | | 5,221.04 | | | 5,221.04 | | | 5,221.04 | | | 5,221.04 | | | 5,221.04 | | |
| principal/interest | | 4,335.97 | 885.07 | | 4,505.85 | 715.19 | | 4,682.39 | 538.65 | | 4,865.84 | 355.20 | | 5,056.48 | 164.56 | | | |
| March payment | 5,221.04 | | | 5,221.04 | | | 5,221.04 | | | 5,221.04 | | | 5,221.04 | | | 5,221.04 | | |
| principal/interest | | 4,349.88 | 871.16 | | 4,520.30 | 700.74 | | 4,697.41 | 523.63 | | 4,881.45 | 339.59 | | 5,072.70 | 148.34 | | | |
| April payment | 5,221.04 | | | 5,221.04 | | | 5,221.04 | | | 5,221.04 | | | 5,221.04 | | | 5,221.04 | | |
| principal/interest | | 4,363.83 | 857.21 | | 4,534.80 | 686.24 | | 4,712.48 | 508.56 | | 4,897.11 | 323.93 | | 5,088.97 | 132.07 | | | |
| May payment | 5,221.04 | | | 5,221.04 | | | 5,221.04 | | | 5,221.04 | | | 5,221.04 | | | 5,221.04 | | |
| principal/interest | | 4,377.83 | 843.21 | | 4,549.35 | 671.69 | | 4,727.59 | 493.45 | | 4,912.82 | 308.22 | | 5,105.30 | 115.74 | | | |
| June payment | 5,221.04 | | | 5,221.04 | | | 5,221.04 | | | 5,221.04 | | | 5,221.04 | | | 5,221.04 | | |
| principal/interest | | 4,391.87 | 829.17 | | 4,563.94 | 657.10 | | 4,742.76 | 478.28 | | 4,928.67 | 292.47 | | 5,121.67 | 99.37 | | | |
| July payment | 5,221.04 | | | 5,221.04 | | | 5,221.04 | | | 5,221.04 | | | 5,221.04 | | | 5,221.04 | | |
| principal/interest | | 4,405.86 | 815.08 | | 4,578.68 | 642.46 | | 4,757.97 | 463.07 | | 4,944.38 | 276.66 | | 5,138.10 | 82.94 | | | |
| August payment | 5,221.04 | | | 5,221.04 | | | 5,221.04 | | | 5,221.04 | | | 5,221.04 | | | 5,221.04 | | |
| principal/interest | | 4,420.10 | 800.94 | | 4,593.27 | 627.77 | | 4,773.23 | 447.81 | | 4,960.24 | 260.80 | | 5,154.58 | 66.46 | | | |
| September payment | 5,221.04 | | | 5,221.04 | | | 5,221.04 | | | 5,221.04 | | | 5,221.04 | | | 5,221.04 | | |
| principal/interest | | 4,434.27 | 786.77 | | 4,608.01 | 613.03 | | 4,788.54 | 432.50 | | 4,976.16 | 244.88 | | 5,171.12 | 49.92 | | | |
| Total Proposed Payments Per Year | | | | | | | | | | | | | | | | | | |
| Total Payments | 52,210.40 | | | 62,652.48 | | | 62,652.48 | | | 62,652.48 | | | 62,652.48 | | | 62,652.48 | | |
| Principal | 43,284.79 | | | 54,333.89 | | | 56,462.69 | | | 58,674.83 | | | 60,973.68 | | | 10,382.07 | | |
| Interest | 8,925.61 | | | 8,318.59 | | | 6,189.79 | | | 3,977.65 | | | 1,478.80 | | | 50.01 | | |
| Projected Balance Year End | | | | | | | | | | | | | | | | | | |
| | 261,052.00 | | | 198,399.52 | | | 135,747.04 | | | 73,094.56 | | | 10,442.08 | | | 0.00 | | |

GILLESPIE COUNTY, TEXAS
Capital Assets Lease/Purchase ... Contract 6451, September, 2013
Road & Bridge Departments

ACTUAL Payments

| ACTUAL Payments | FY2014 | | | FY2015 | | | FY2016 | | | FY2017 | | | FY2018 | | | FY2019 | | |
|--|---------------|-----------|----------|---------------|-----------|----------|---------------|-----------|----------|---------------|-----------|----------|---------------|-----------|----------|---------------|-----------|----------|
| | Total Payment | Principal | Interest | Total Payment | Principal | Interest | Total Payment | Principal | Interest | Total Payment | Principal | Interest | Total Payment | Principal | Interest | Total Payment | Principal | Interest |
| Balance At Year Start | ##### | | | 255,840.96 | | | | | | | | | | | | | | |
| October payment | | | | 5,221.04 | | | | | | | | | | | | | | |
| principal/interest | | | | | | | | | | | | | | | | | | |
| November payment | | | | 5,221.04 | | | | | | | | | | | | | | |
| principal/interest | | | | | | | | | | | | | | | | | | |
| December payment | | | | 5,221.04 | | | | | | | | | | | | | | |
| principal/interest | | | | | | | | | | | | | | | | | | |
| January payment | | | | 5,221.04 | | | | | | | | | | | | | | |
| principal/interest | | | | | | | | | | | | | | | | | | |
| February payment | | | | 5,221.04 | | | | | | | | | | | | | | |
| principal/interest | | | | | | | | | | | | | | | | | | |
| March payment | | | | 5,221.04 | | | | | | | | | | | | | | |
| principal/interest | | | | | | | | | | | | | | | | | | |
| April payment | | | | 5,221.04 | | | | | | | | | | | | | | |
| principal/interest | | | | | | | | | | | | | | | | | | |
| May payment | | | | 5,221.04 | | | | | | | | | | | | | | |
| principal/interest | | | | | | | | | | | | | | | | | | |
| June payment | | | | 5,221.04 | | | | | | | | | | | | | | |
| principal/interest | | | | | | | | | | | | | | | | | | |
| July payment | | | | 5,221.04 | | | | | | | | | | | | | | |
| principal/interest | | | | | | | | | | | | | | | | | | |
| August payment | | | | 5,221.04 | | | | | | | | | | | | | | |
| principal/interest | | | | | | | | | | | | | | | | | | |
| September payment | | | | 5,221.04 | | | | | | | | | | | | | | |
| principal/interest | | | | | | | | | | | | | | | | | | |
| Total Payments as of Current Date | | | | | | | | | | | | | | | | | | |
| Total Payments | 57,431.44 | | | | | | | | | | | | | | | | | |
| Principal | 47,733.29 | | | | | | | | | | | | | | | | | |
| Interest | 9,688.15 | | | | | | | | | | | | | | | | | |
| Balance as of Current Period | | | | | | | | | | | | | | | | | | |
| | ##### | | | | | | | | | | | | | | | | | |
| | 188,409.52 | | | | | | | | | | | | | | | | | |

GILLESPIE COUNTY, TEXAS
Public Property Finance ... Contract 6774, October 24, 2014
Sheriff Office ... Law Enforcement Radio System Upgrade

PROJECTED Payments

| PROJECTED Payments | FY2015 | | | FY2016 | | | FY2017 | | | FY2018 | | | FY2019 | | |
|---|--------------------|------------|-----------|------------------|------------|-----------|------------------|------------|-----------|------------------|------------|-----------|------------------|------------|-----------|
| | Total Payment | Principal | Interest | Total Payment | Principal | Interest | Total Payment | Principal | Interest | Total Payment | Principal | Interest | Total Payment | Principal | Interest |
| Balance Year Start | 685,683.60 | | | 622,829.27 | | | 554,260.91 | | | 485,692.55 | | | 417,124.19 | | |
| October | payment | 0.00 | | 5,714.03 | | | 5,714.03 | | | 5,714.03 | | | 5,714.03 | | |
| | principal/interest | | | | 4,141.76 | 1,572.27 | | 4,291.13 | 1,422.90 | | 4,445.88 | 1,268.15 | | 4,606.21 | 1,107.82 |
| November | payment | 5,714.03 | | 5,714.03 | | | 5,714.03 | | | 5,714.03 | | | 5,714.03 | | |
| | principal/interest | | 3,782.22 | 1,931.81 | 4,154.01 | 1,560.02 | 4,303.81 | 1,410.22 | 4,459.02 | 1,255.01 | 4,619.83 | 1,094.20 | | | |
| December | payment | 5,714.03 | | 5,714.03 | | | 5,714.03 | | | 5,714.03 | | | 5,714.03 | | |
| | principal/interest | | 4,021.27 | 1,692.76 | 4,166.29 | 1,547.74 | 4,316.54 | 1,397.49 | 4,472.21 | 1,241.82 | 4,633.49 | 1,080.54 | | | |
| January | payment | 5,714.03 | | 5,714.03 | | | 5,714.03 | | | 5,714.03 | | | 5,714.03 | | |
| | principal/interest | | 4,033.16 | 1,680.87 | 4,178.61 | 1,535.42 | 4,329.30 | 1,384.73 | 4,485.43 | 1,228.60 | 4,647.19 | 1,066.84 | | | |
| February | payment | 5,714.03 | | 5,714.03 | | | 5,714.03 | | | 5,714.03 | | | 5,714.03 | | |
| | principal/interest | | 4,045.09 | 1,668.94 | 4,190.96 | 1,523.07 | 4,342.10 | 1,371.93 | 4,498.69 | 1,215.34 | 4,660.93 | 1,053.10 | | | |
| March | payment | 5,714.03 | | 5,714.03 | | | 5,714.03 | | | 5,714.03 | | | 5,714.03 | | |
| | principal/interest | | 4,057.05 | 1,656.98 | 4,203.35 | 1,510.68 | 4,354.94 | 1,359.09 | 4,511.99 | 1,202.04 | 4,674.71 | 1,039.32 | | | |
| April | payment | 5,714.03 | | 5,714.03 | | | 5,714.03 | | | 5,714.03 | | | 5,714.03 | | |
| | principal/interest | | 4,069.04 | 1,644.99 | 4,215.78 | 1,498.25 | 4,367.82 | 1,346.21 | 4,525.33 | 1,188.70 | 4,688.53 | 1,025.50 | | | |
| May | payment | 5,714.03 | | 5,714.03 | | | 5,714.03 | | | 5,714.03 | | | 5,714.03 | | |
| | principal/interest | | 4,081.07 | 1,632.96 | 4,228.25 | 1,485.78 | 4,380.73 | 1,333.30 | 4,538.71 | 1,175.32 | 4,702.39 | 1,011.64 | | | |
| June | payment | 5,714.03 | | 5,714.03 | | | 5,714.03 | | | 5,714.03 | | | 5,714.03 | | |
| | principal/interest | | 4,093.14 | 1,620.89 | 4,240.75 | 1,473.28 | 4,393.68 | 1,320.35 | 4,552.13 | 1,161.90 | 4,716.30 | 997.73 | | | |
| July | payment | 5,714.03 | | 5,714.03 | | | 5,714.03 | | | 5,714.03 | | | 5,714.03 | | |
| | principal/interest | | 4,105.24 | 1,608.79 | 4,253.29 | 1,460.74 | 4,406.67 | 1,307.36 | 4,565.59 | 1,148.44 | 4,730.24 | 983.79 | | | |
| August | payment | 5,714.03 | | 5,714.03 | | | 5,714.03 | | | 5,714.03 | | | 5,714.03 | | |
| | principal/interest | | 4,117.38 | 1,596.65 | 4,265.86 | 1,448.17 | 4,419.70 | 1,294.33 | 4,579.09 | 1,134.94 | 4,744.23 | 969.80 | | | |
| September | payment | 5,714.03 | | 5,714.03 | | | 5,714.03 | | | 5,714.03 | | | 5,714.03 | | |
| | principal/interest | | 4,129.55 | 1,584.48 | 4,278.48 | 1,435.55 | 4,432.77 | 1,281.26 | 4,592.63 | 1,121.40 | 4,758.25 | 955.78 | | | |
| Total Proposed Payments Per Year | | | | | | | | | | | | | | | |
| Total Payments | 62,854.33 | | | 68,568.36 | | | 68,568.36 | | | 68,568.36 | | | 68,568.36 | | |
| Principal | | 44,534.21 | | | 50,517.39 | | | 52,339.19 | | | 54,226.70 | | | 56,182.30 | |
| Interest | | | 18,320.12 | | | 18,050.97 | | | 16,229.17 | | | 14,341.66 | | | 12,386.06 |
| Projected Balance Year End | | | | | | | | | | | | | | | |
| | | 622,829.27 | | | 554,260.91 | | | 485,692.55 | | | 417,124.19 | | | 348,555.83 | |

GILLESPIE COUNTY, TEXAS
Public Property Finance ... Contract 6774, October 24, 2014
Sheriff Office ... Law Enforcement Radio System Upgrade

PROJECTED Payments

| FY2020 | | | FY2021 | | | FY2022 | | | FY2023 | | | FY2024 | | | FY2025 | | |
|---------------|-----------|-----------|---------------|-----------|----------|---------------|-----------|----------|---------------|-----------|----------|---------------|-----------|----------|---------------|-----------|----------|
| Total Payment | Principal | Interest | Total Payment | Principal | Interest | Total Payment | Principal | Interest | Total Payment | Principal | Interest | Total Payment | Principal | Interest | Total Payment | Principal | Interest |
| 348,555.83 | | | 279,987.47 | | | 211,419.11 | | | 142,850.75 | | | 74,282.39 | | | 5,714.03 | | |
| 5,714.03 | | | 5,714.03 | | | 5,714.03 | | | 5,714.03 | | | 5,714.03 | | | 5,714.03 | | |
| | 4,772.32 | 941.71 | | 4,944.43 | 769.60 | | 5,122.74 | 591.29 | | 5,307.48 | 406.55 | | 5,498.88 | 215.15 | | 5,696.97 | 17.06 |
| 5,714.03 | | | 5,714.03 | | | 5,714.03 | | | 5,714.03 | | | 5,714.03 | | | | | |
| | 4,786.43 | 927.60 | | 4,959.04 | 754.99 | | 5,137.88 | 576.15 | | 5,323.17 | 390.86 | | 5,515.14 | 198.89 | | | |
| 5,714.03 | | | 5,714.03 | | | 5,714.03 | | | 5,714.03 | | | 5,714.03 | | | | | |
| | 4,800.58 | 913.45 | | 4,973.71 | 740.32 | | 5,153.07 | 560.96 | | 5,338.91 | 375.12 | | 5,531.45 | 182.58 | | | |
| 5,714.03 | | | 5,714.03 | | | 5,714.03 | | | 5,714.03 | | | 5,714.03 | | | | | |
| | 4,814.78 | 899.25 | | 4,988.41 | 725.62 | | 5,168.31 | 545.72 | | 5,354.69 | 359.34 | | 5,547.80 | 166.23 | | | |
| 5,714.03 | | | 5,714.03 | | | 5,714.03 | | | 5,714.03 | | | 5,714.03 | | | | | |
| | 4,829.01 | 885.02 | | 5,003.16 | 710.87 | | 5,183.59 | 530.44 | | 5,370.53 | 343.50 | | 5,564.20 | 149.83 | | | |
| 5,714.03 | | | 5,714.03 | | | 5,714.03 | | | 5,714.03 | | | 5,714.03 | | | | | |
| | 4,843.29 | 870.74 | | 5,017.95 | 696.08 | | 5,198.92 | 515.11 | | 5,386.41 | 327.62 | | 5,580.65 | 133.38 | | | |
| 5,714.03 | | | 5,714.03 | | | 5,714.03 | | | 5,714.03 | | | 5,714.03 | | | | | |
| | 4,857.61 | 856.42 | | 5,032.79 | 681.24 | | 5,214.29 | 499.74 | | 5,402.33 | 311.70 | | 5,597.15 | 116.88 | | | |
| 5,714.03 | | | 5,714.03 | | | 5,714.03 | | | 5,714.03 | | | 5,714.03 | | | | | |
| | 4,871.97 | 842.06 | | 5,047.67 | 666.36 | | 5,229.71 | 484.32 | | 5,418.30 | 295.73 | | 5,613.70 | 100.33 | | | |
| 5,714.03 | | | 5,714.03 | | | 5,714.03 | | | 5,714.03 | | | 5,714.03 | | | | | |
| | 4,886.38 | 827.65 | | 5,062.60 | 651.43 | | 5,245.17 | 468.86 | | 5,434.32 | 279.71 | | 5,630.30 | 83.73 | | | |
| 5,714.03 | | | 5,714.03 | | | 5,714.03 | | | 5,714.03 | | | 5,714.03 | | | | | |
| | 4,900.83 | 813.20 | | 5,077.56 | 636.47 | | 5,260.68 | 453.35 | | 5,450.39 | 263.64 | | 5,646.95 | 67.08 | | | |
| 5,714.03 | | | 5,714.03 | | | 5,714.03 | | | 5,714.03 | | | 5,714.03 | | | | | |
| | 4,915.32 | 798.71 | | 5,092.58 | 621.45 | | 5,276.23 | 437.80 | | 5,466.51 | 247.52 | | 5,663.65 | 50.38 | | | |
| 5,714.03 | | | 5,714.03 | | | 5,714.03 | | | 5,714.03 | | | 5,714.03 | | | | | |
| | 4,929.85 | 784.18 | | 5,107.63 | 606.40 | | 5,291.83 | 422.20 | | 5,482.67 | 231.36 | | 5,680.39 | 33.64 | | | |
| | | | | | | | | | | | | | | | | | |
| 68,568.36 | | | 68,568.36 | | | 68,568.36 | | | 68,568.36 | | | 68,568.36 | | | 5,714.03 | | |
| | 58,208.37 | | | 60,307.53 | | | 62,482.42 | | | 64,735.71 | | | 67,070.26 | | | 5,696.97 | |
| | | 10,359.99 | | | 8,260.83 | | | 6,085.94 | | | 3,832.65 | | | 1,498.10 | | | 17.06 |
| | | | | | | | | | | | | | | | | | |
| 279,987.47 | | | 211,419.11 | | | 142,850.75 | | | 74,282.39 | | | 5,714.03 | | | 0.00 | | |

GILLESPIE COUNTY, TEXAS
Public Property Finance ... Contract 6774, October 24, 2014
Sheriff Office ... Law Enforcement Radio System Upgrade

ACTUAL Payments

| ACTUAL Payments | FY2015 | | | FY2016 | | | FY2017 | | | FY2018 | | | FY2019 | | |
|--------------------------------------|---------------|-----------|-----------|---------------|-----------|----------|---------------|-----------|----------|---------------|-----------|----------|---------------|-----------|----------|
| | Total Payment | Principal | Interest | Total Payment | Principal | Interest | Total Payment | Principal | Interest | Total Payment | Principal | Interest | Total Payment | Principal | Interest |
| Balance Year Start | 686,426.40 | | | | | | | | | | | | | | |
| October payment | 0.00 | | | | | | | | | | | | | | |
| principal/interest | | | | | | | | | | | | | | | |
| November payment | 5,714.03 | | | | | | | | | | | | | | |
| principal/interest | | 3,782.22 | 1,931.81 | | | | | | | | | | | | |
| December payment | 5,714.03 | | | | | | | | | | | | | | |
| principal/interest | | 4,021.27 | 1,692.76 | | | | | | | | | | | | |
| January payment | 5,714.03 | | | | | | | | | | | | | | |
| principal/interest | | 4,033.16 | 1,680.87 | | | | | | | | | | | | |
| February payment | 5,714.03 | | | | | | | | | | | | | | |
| principal/interest | | 4,045.09 | 1,668.94 | | | | | | | | | | | | |
| March payment | 5,714.03 | | | | | | | | | | | | | | |
| principal/interest | | 4,057.05 | 1,656.98 | | | | | | | | | | | | |
| April payment | 5,714.03 | | | | | | | | | | | | | | |
| principal/interest | | 4,069.04 | 1,644.99 | | | | | | | | | | | | |
| May payment | 5,714.03 | | | | | | | | | | | | | | |
| principal/interest | | 4,081.07 | 1,632.96 | | | | | | | | | | | | |
| June payment | 5,714.03 | | | | | | | | | | | | | | |
| principal/interest | | 4,093.14 | 1,620.89 | | | | | | | | | | | | |
| July payment | 5,714.03 | | | | | | | | | | | | | | |
| principal/interest | | 4,093.14 | 1,620.89 | | | | | | | | | | | | |
| August payment | 5,714.03 | | | | | | | | | | | | | | |
| principal/interest | | 4,117.38 | 1,596.65 | | | | | | | | | | | | |
| September payment | | | | | | | | | | | | | | | |
| principal/interest | | | | | | | | | | | | | | | |
| Total Payments Current Period | | | | | | | | | | | | | | | |
| Total Payments | 57,140.30 | | | | | | | | | | | | | | |
| Principal | | 40,392.56 | | | | | | | | | | | | | |
| Interest | | | 16,747.74 | | | | | | | | | | | | |
| Balance Current Period | | | | | | | | | | | | | | | |
| | 629,286.10 | | | | | | | | | | | | | | |

County of Gillespie
 District Clerk Bond / Trust Recap
 October 2014 - September 2015
 Funds Managed by County Treasurer

| Cause Description | Cause No | Initial Investment Face Value | Prior Interest Adjusted Interest | Current Year Interest | | | | | | | | | | | | Released Investments | Current Balances | Total Interest FY2015 | |
|------------------------------------|----------|-------------------------------|----------------------------------|-----------------------|-------------------|--|----------|----------|----------|----------|----------|----------|----------|----------|----------|----------------------|------------------|-----------------------|----------|
| | | | | Oct.2014 | Nov.2014 | Dec.2014 | Jan.2015 | Feb.2015 | Mar.2015 | Apr.2015 | May.2015 | Jun.2015 | Jul.2015 | Aug.2015 | Sep.2015 | | | | |
| Sonstegard / Curtis | 2705 | 1,000.00 | 792.80 | 31.52 | closed 05.2004 | transferred to District Clerk Acct 117 | | | | | | | | | | | 1,824.32 | 0.00 | 31.52 |
| State v Montagnino | 4073 | 10,000.00 | 43.82 | 171.08 | closed 04.2004 | | | | | | | | | | | | 10,214.90 | 0.00 | 171.08 |
| State v Chow | 4232 | 10,000.00 | 31.34 | 31.34 | closed 05.2004 | transferred to District Clerk Acct 117 | | | | | | | | | | | 10,031.34 | 0.00 | 31.34 |
| State v Loui | 4233 | 10,000.00 | 25.50 | 25.50 | closed 04.2004 | | | | | | | | | | | | 10,025.50 | 0.00 | 25.50 |
| State v Duecker | 4261 | 20,000.00 | 33.03 | 33.03 | closed 05.2004 | transferred to District Clerk Acct 117 | | | | | | | | | | | 20,033.03 | 0.00 | 33.03 |
| State v Duecker | 4262 | 20,000.00 | 33.03 | 33.03 | closed 05.2004 | transferred to District Clerk Acct 117 | | | | | | | | | | | 20,033.03 | 0.00 | 33.03 |
| Wheatcraft v Meier | 6978 | 500.00 | 236.07 | 158.58 | 0.02 | 0.02 | 0.03 | 0.04 | 0.03 | 0.04 | 0.04 | 0.04 | 0.04 | 0.04 | 0.05 | 0.06 | | 695.06 | 158.99 |
| Munsell Meier v Robinson | 7227 | 1,000.00 | 390.71 | 254.33 | closed 03.11.2008 | | | | | | | | | | | | 1,645.04 | 0.00 | 254.33 |
| Pauls v Bird | 8623 | 500.00 | 77.66 | 124.45 | 0.02 | 0.02 | 0.03 | 0.03 | 0.02 | 0.03 | 0.03 | 0.03 | 0.03 | 0.04 | 0.05 | | 702.43 | 0.00 | 124.77 |
| Pruitt v Danes | 8764 | 1,000.00 | 128.41 | 16.95 | closed 02.2004 | | | | | | | | | | | | 1,145.36 | 0.00 | 16.95 |
| Damon (Investment) | 8766 | 500.00 | 5.37 | 24.86 | closed 10.2005 | | | | | | | | | | | | 524.86 | 0.00 | 24.86 |
| Tin Star Ranch | 9411 | 500.00 | 1.07 | 32.96 | closed 02.03.2006 | | | | | | | | | | | | 538.33 | 0.00 | 32.96 |
| Heame & Phillips | 9461 | 100.00 | 1.19 | 21.75 | 0.00 | 0.00 | 0.00 | 0.00 | 0.00 | 0.01 | 0.01 | 0.01 | 0.01 | 0.01 | 0.01 | | 122.88 | 0.00 | 21.81 |
| Haggard v Schroeder | 9666 | 500.00 | 1.19 | 107.92 | 0.01 | 0.02 | 0.02 | 0.02 | 0.02 | 0.02 | 0.03 | 0.03 | 0.03 | 0.04 | 0.04 | | 609.38 | 0.00 | 108.19 |
| Staats v Tonn | 9752 | 1,000.00 | 17.85 | 17.85 | closed 12.2003 | | | | | | | | | | | | 1,017.85 | 0.00 | 17.85 |
| Silver Deer v Senkbeil | 10010 | 100.00 | 20.54 | 20.54 | 0.00 | 0.00 | 0.00 | 0.00 | 0.00 | 0.01 | 0.01 | 0.01 | 0.01 | 0.01 | 0.01 | | 120.58 | 0.00 | 20.58 |
| Ankem v Woods & Schmidt | 10154 | 1,000.00 | 55.01 | 55.01 | closed 03.06.2006 | | | | | | | | | | | | 1,055.01 | 0.00 | 55.01 |
| Sledge v Jones | 10370 | 1,000.00 | 190.20 | 0.03 | 0.03 | 0.04 | 0.05 | 0.04 | 0.05 | 0.05 | 0.06 | 0.06 | 0.06 | 0.07 | 0.07 | | 1,160.74 | 0.00 | 160.74 |
| Whitewood v Hartel | 10373 | 100.00 | 19.06 | 19.06 | 0.00 | 0.00 | 0.00 | 0.00 | 0.00 | 0.01 | 0.01 | 0.01 | 0.01 | 0.01 | 0.01 | | 119.10 | 0.00 | 19.10 |
| Ballard v Keidel | 10412 | 1,000.00 | 4.31 | 4.31 | closed 12.2004 | | | | | | | | | | | | 1,004.31 | 0.00 | 4.31 |
| Parker/Roscoe L | 10522 | 23,600.00 | 2,639.22 | 2,639.22 | closed 07.12.2007 | | | | | | | | | | | | 26,439.22 | 0.00 | 2,639.22 |
| Harris v Fourton (dba Silver Deer) | 10779 | 1,000.00 | 151.50 | 0.03 | 0.03 | 0.04 | 0.05 | 0.04 | 0.05 | 0.05 | 0.06 | 0.06 | 0.06 | 0.07 | 0.07 | | 1,152.03 | 0.00 | 152.03 |
| Fonder v Salinas | 10930 | 200.00 | 27.42 | 27.42 | 0.01 | 0.01 | 0.00 | 0.01 | 0.01 | 0.01 | 0.01 | 0.01 | 0.01 | 0.01 | 0.01 | | 227.52 | 0.00 | 27.52 |
| City of Fbg v Penick | 10970 | 274,045.00 | 118.40 | 118.40 | closed 09.21.2006 | | | | | | | | | | | | 274,163.40 | 0.00 | 118.40 |
| A J Waight v LCRA | 11042 | 250.00 | 1.06 | 1.06 | closed 07.20.2006 | | | | | | | | | | | | 251.06 | 0.00 | 1.06 |
| Jenschke v Friedrich | 11228 | 1,000.00 | 15.72 | 15.72 | closed 06.01.2007 | | | | | | | | | | | | 1,015.72 | 0.00 | 15.72 |
| Quest Oil v Wallen and B&B Oil | 11259 | 1,000.00 | 74.17 | 74.17 | closed 03.24.2011 | | | | | | | | | | | | 1,074.17 | 0.00 | 74.17 |
| Cornestone v Parker | 11336 | 1,000.00 | 52.34 | 52.34 | 0.02 | 0.03 | 0.04 | 0.04 | 0.04 | 0.04 | 0.05 | 0.05 | 0.05 | 0.07 | 0.07 | | 1,052.83 | 0.00 | 52.83 |
| Irwin vs Irwin | 11399 | 303,022.74 | 3,310.61 | 3,310.61 | closed 06.07.2011 | | | | | | | | | | | | 306,333.35 | 0.00 | 3,310.61 |
| Herb Venture v Varney | 11703 | 250.00 | 3.96 | 3.96 | 0.01 | 0.01 | 0.01 | 0.01 | 0.01 | 0.01 | 0.01 | 0.01 | 0.01 | 0.02 | 0.02 | | 254.10 | 0.00 | 4.10 |
| Dolezal vs Dolezal | 11812 | 1,000.00 | 7.95 | 7.95 | closed 10.2012 | | | | | | | | | | | | 1,007.95 | 0.00 | 7.95 |

County of Gillespie
 District Clerk Bond / Trust Recap
 October 2014 - September 2015
 Funds Managed by County Treasurer

| Cause Description | Cause No | Initial Investment Face Value | Prior Adjusted Interest | TestPool Interest | Current Year Interest TestPool Account | | | | | | | | | | | | Released Investments | Current Balances | Total Interest FY2015 |
|--|----------|-------------------------------|-------------------------|-------------------|---|--------------|--------------|--------------|--------------|--------------|-------------------|--------------|-------------|-------------------|-------------|-------------|----------------------|------------------|-----------------------|
| | | | | | Oct.2014 | Nov.2014 | Dec.2014 | Jan.2015 | Feb.2015 | Mar.2015 | Apr.2015 | May.2015 | Jun.2015 | Jul.2015 | Aug.2015 | Sep.2015 | | | |
| Bredemus and J&B Cheese v Just | 11877 | 1,000.00 | | 9.26 | 0.02 | 0.03 | 0.04 | 0.04 | 0.05 | 0.04 | 0.04 | 0.05 | 0.05 | 0.06 | 0.06 | 0.06 | 1,009.71 | 9.71 | |
| Prause & Thompson v Bierschwale | 11897 | 100.00 | | 0.90 | 0.00 | 0.00 | 0.00 | 0.00 | 0.00 | 0.00 | 0.00 | 0.00 | 0.00 | 0.01 | 0.01 | 0.01 | 100.91 | 0.91 | |
| Rutherford v Rother & Kamp | 11904 | 100.00 | | 0.90 | 0.00 | 0.00 | 0.00 | 0.00 | 0.00 | 0.00 | 0.00 | 0.00 | 0.00 | 0.01 | 0.01 | 0.01 | 100.91 | 0.91 | |
| Querner v Lester | 11928A | 1,000.00 | | 1.34 | 0.02 | 0.03 | 0.04 | 0.04 | 0.05 | 0.04 | 0.04 | 0.05 | 0.05 | 0.06 | 0.06 | 0.06 | 1,001.79 | 1.79 | |
| TexHillCo EmployeesC.U. vs Beckmann | 12195 | 100.00 | | 0.05 | closed 01.19.2010 | | | | | | | | | | | | 0.00 | 0.05 | |
| Fulton v Coleman | 12209 | 500.00 | | 2.81 | 0.01 | 0.02 | 0.02 | 0.02 | 0.02 | 0.02 | 0.02 | 0.02 | 0.02 | 0.03 | 0.03 | 0.03 | 503.03 | 3.03 | |
| IBT Int v Grammer | 12228 | 115,000.00 | | 130.48 | closed 06.2014 | | | | | | | | | | | | 0.00 | 130.48 | |
| Ferrell vs Hall, Executor Estate of Klein, Deceased | 12369 | 500.00 | | 0.60 | closed 12.27.2010 | | | | | | | | | | | | 0.00 | 0.60 | |
| Baby vs Doggett | 12603 | 400.00 | | 0.35 | closed 02.14.2012 | | | | | | | | | | | | 0.00 | 0.35 | |
| Cover v Chase Bank | 12964 | 100.00 | | 0.10 | 0.00 | 0.00 | 0.00 | 0.00 | 0.00 | 0.00 | 0.00 | 0.00 | 0.00 | 0.01 | 0.01 | 0.01 | 100.11 | 0.11 | |
| Balero v Federal Home Mortgage | 13025 | 250.00 | | 0.36 | 0.01 | 0.01 | 0.01 | 0.01 | 0.01 | 0.01 | 0.01 | 0.01 | 0.01 | 0.02 | 0.02 | 0.02 | 250.48 | 0.48 | |
| LCRA vs TRT Ranch | 13119 | 949,545.00 | | 46.58 | closed 09.10.2013 | | | | | | | | | | | | 0.00 | 46.58 | |
| LCRA vs Oehler | 13120 | 195,000.00 | | 9.36 | closed 09.10.2013 | | | | | | | | | | | | 0.00 | 9.36 | |
| LCRA vs Walrmond | 13121 | 177,000.00 | | 8.49 | closed 09.10.2013 | | | | | | | | | | | | 0.00 | 8.49 | |
| Collins, Estate of Smith v Bank of America | 13203 | 500.00 | | 0.64 | 0.01 | 0.01 | 0.02 | 0.02 | 0.02 | 0.02 | 0.02 | 0.02 | 0.03 | 0.03 | 0.03 | 500.66 | 0.66 | | |
| Whitley, et al vs Live Springs, et al | 13291 | 500.00 | | 0.41 | 0.01 | 0.01 | 0.02 | 0.02 | 0.02 | 0.02 | 0.02 | 0.02 | 0.03 | 0.03 | 0.03 | 500.63 | 0.63 | | |
| Bruce Kneese vs New York Life Insurance and Annuity Corp, et al | 13320 | 951.17 | opened 03.03.2014 | 0.16 | 0.02 | 0.02 | 0.03 | 0.04 | 0.03 | 0.00 | closed 03.05.2015 | | | | | 0.00 | 0.00 | 0.30 | |
| Hampton vs Spornhauer | 13343 | 2,000.00 | | 1.59 | 0.05 | 0.05 | 0.07 | 0.08 | 0.07 | 0.08 | 0.09 | 0.10 | 0.10 | 0.11 | 0.12 | 2,002.51 | 2.51 | | |
| Kernville Professional Properties LTD ... vs Friendship Village Owner's Assn, Inc ... | 13640 | | closed 03.03.2014 | | | | | | | | | | | | | | 0.00 | 0.00 | |
| In the Matter of the Marriage of Roxanne L Pennington & Gerard M Pennington and In the Interest of Sarah Pennington & Matthew Pennington, Children | 13683 | 500.00 | opened 03.03.2014 | 0.07 | 0.01 | 0.01 | 0.02 | 0.02 | 0.02 | 0.02 | 0.02 | 0.02 | 0.03 | 0.03 | 0.03 | 500.29 | 0.29 | | |
| Berry vs Cardash | 13859 | 500,984.49 | opened 09.11.2014 | 8.78 | 11.40 | 11.74 | 17.76 | 19.77 | 16.95 | 20.43 | 21.56 | 23.45 | 7.27 | closed 2015 06 11 | | 0.00 | 159.13 | | |
| Berry vs Cardash ... TRO | 13859TRC | 5,000.00 | opened 09.11.2014 | 0.09 | 0.11 | 0.12 | 0.18 | 0.19 | 0.16 | 0.20 | 0.22 | 0.24 | 0.26 | 0.30 | 0.30 | 5,002.34 | 2.34 | | |
| Roscoe L Parker Guardianship | 10522(8) | 7,500.00 | | 587.17 | closed 07.12.2007 | | | | | | | | | | | 0.00 | 587.17 | | |
| State v Farmer | 3870A | 4,000.00 | 504.78 | 67.71 | closed 05.2004transferred to District Clerk Act 117 | | | | | | | | | | | 0.00 | 67.71 | | |
| State v Farmer | 3870B | 1,000.00 | 126.19 | 19.89 | closed 05.2004transferred to District Clerk Act 117 | | | | | | | | | | | 0.00 | 19.89 | | |
| Damron (trust) | 8766(A) | 26,278.61 | | 92.83 | closed 01.2005 | | | | | | | | | | | 0.00 | 92.83 | | |
| Totals | | 2,676,132.01 | 2,308.07 | 8,766.56 | 11.82 | 12.22 | 19.43 | 20.50 | 17.57 | 21.14 | 22.34 | 24.29 | 8.14 | 0.93 | 1.13 | 0.00 | 18,020.22 | 168.51 | |

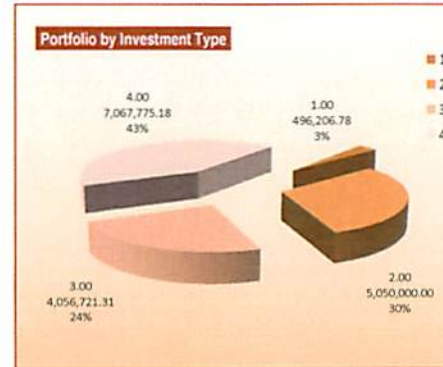
County of Gillespie
County Clerk Holding Account Recap
 October 2014 - September 2015
 Funds Managed by County Treasurer

| Cause | Investment Face | Prior Interest | | Current Year Interest | | | | | | | | | | | | Released Investment | Current Balances | Total Interest |
|---|-------------------|----------------|-------------------|---|-------------|-------------|-------------|-------------|-------------|-------------|-------------|-------------|-------------|-------------|-------------|---------------------|------------------|----------------|
| | | Interest | Adjusted Interest | Value | Oct.2014 | Nov.2014 | Dec.2014 | Jan.2015 | Feb.2015 | Mar.2015 | Apr.2015 | May.2015 | Jun.2015 | Jul.2015 | Aug.2015 | | | |
| Cause 9145 Doyle/Michael J Guardianship additional funds added July 2013 of \$682.40 to original face of \$119,517.83 or \$120,200.23 principal | 120,200.23 | 281.82 | 281.82 | 2.73 | 2.77 | 4.29 | 4.75 | 4.06 | 4.87 | 5.23 | 5.72 | 5.72 | 6.45 | 7.35 | 0.00 | 120,535.99 | 53.94 | |
| Cause 8132 Roscoe L Parker | 7,500.00 | 97.71 | 97.71 | 04,2006 account closed ... case transferred to District Court | | | | | | | | | | | | 7,597.71 | 0.00 | |
| Cause 8321 David Eugene Reynolds | 100,000.00 | 11,872.07 | 11,872.07 | closed 07/14/2008 | | | | | | | | | | | | 111,872.07 | 0.00 | |
| Investment Totals | 107,500.00 | 0.00 | 12,251.60 | 2.73 | 2.77 | 4.29 | 4.75 | 4.06 | 4.87 | 5.23 | 5.72 | 5.72 | 6.45 | 7.35 | 0.00 | 120,535.99 | 53.94 | |

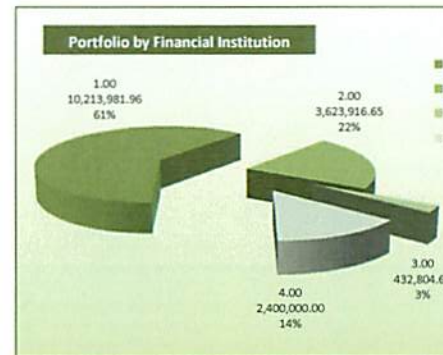
GILLESPIE COUNTY, TEXAS Portfolio Asset Summary By Investment Type

As of August 31, 2015
Of Funds Managed By County Treasurer Office

| Financial Institution Account / Investment Type | Cash Balances As Of August 31, 2015 | |
|--|--|----------------------|
| Security State Bank & Trust County Depository | | |
| Checking Accounts | | |
| General ... multi-fund account | (260.51) | |
| COB 2001, GOB Series 2010 Interest & Sinking | 21,211.68 | |
| County Attorney Hot Check Fund | 17,441.12 | |
| Appellate Judicial | 540.65 | |
| Justice of Peace No 1 | 59,582.67 | |
| Justice of Peace No 2 | 44,767.30 | |
| County Clerk Operating | 89,782.85 | |
| District Clerk Operating | 89,662.61 | |
| GOB Series 2013 ... Jail Project | 1.00 | |
| GOB Series 2013 ... Interest & Sinking | 173,477.41 | 496,206.78 |
| Sweep Accounts | | |
| General Sweep Account ... multi-fund account | 7,007,890.73 | |
| GOB Series 2013 Sweep Account ... Jail Project | 59,884.45 | 7,067,775.18 |
| Certificate of Deposit .. General Fund (10.) | | |
| 0.35% per annum, paid monthly .. maturity 02.11.2016 | 100,000.00 | |
| 0.35% per annum, paid monthly .. maturity 05.02.2016 | 100,000.00 | |
| 0.35% per annum, paid monthly .. maturity 02.28.2016 | 100,000.00 | |
| 0.35% per annum, paid monthly .. maturity 10.29.2015 | 100,000.00 | |
| 0.35% per annum, paid monthly .. maturity 03.04.2016 | 250,000.00 | |
| 0.35% per annum, paid monthly .. maturity 04.01.2016 | 500,000.00 | |
| 0.35% per annum, paid monthly .. maturity 07.01.2016 | 500,000.00 | |
| 0.35% per annum, paid monthly .. maturity 10.01.2015 | 500,000.00 | |
| 0.35% per annum, paid monthly .. maturity 01.01.2016 | 500,000.00 | 2,650,000.00 |
| | | 10,213,981.96 |
| TexPool Investment Service for Public Funds | | |
| Investment Pool | | |
| General ... multi-fund account | 3,484,650.45 | |
| Interest & Sinking | 709.99 | |
| District Clerk Holding In Trust | 18,020.22 | |
| County Clerk Holding In Trust | 120,535.99 | |
| GOB Series 2013 ... Jail Project | 0.00 | 3,623,916.65 |
| | | 3,623,916.65 |



| Portfolio by Investment Type As of August 31, 2015 | | |
|---|----------------------|-------------------------|
| 1 | 496,206.78 | Checking Accounts |
| 2 | 5,050,000.00 | Certificates of Deposit |
| 3 | 4,056,721.31 | Investment Pools |
| 4 | 7,067,775.18 | Sweep Accounts |
| | 16,670,703.27 | Total |



| Portfolio by Financial Institution As of August 31, 2015 | | |
|---|----------------------|-----------------------------|
| 1 | 10,213,981.96 | Security State Bank & Trust |
| 2 | 3,623,916.65 | TexPool |
| 3 | 432,804.66 | Texas Class |
| 4 | 2,400,000.00 | Blanco National Bank |
| | 16,670,703.27 | Total |

GILLESPIE COUNTY, TEXAS Portfolio Asset Summary By Investment Type

As of August 31, 2015
Of Funds Managed By County Treasurer Office

| Financial Institution Account / Investment Type | Cash Balances As Of August 31, 2015 |
|--|--|
| Texas Class | |
| Investment Service for Public Funds | |
| Investment Pool | |
| GOB Series 2013 ... Jail Project | 432,804.66 432,804.66 432,804.66 |
| Blanco National Bank | |
| Certificate of Deposit .. General Fund (10.) | |
| 0.45% per annum, paid monthly .. maturity 11.07.2015 | 100,000.00 |
| 0.45% per annum, paid monthly .. maturity 02.11.2016 | 100,000.00 |
| 0.45% per annum, paid monthly .. maturity 01.02.2016 | 100,000.00 |
| 0.45% per annum, paid monthly .. maturity 07.19.2016 | 100,000.00 |
| 0.45% per annum, paid monthly .. maturity 03.07.2016 | 100,000.00 |
| 0.45% per annum, paid monthly .. maturity 09.07.2015 | 100,000.00 |
| 0.45% per annum, paid monthly .. maturity 10.07.2015 | 100,000.00 |
| 0.45% per annum, paid monthly .. maturity 05.28.2016 | 100,000.00 |
| 0.45% per annum, paid monthly .. maturity 05.28.2016 | 100,000.00 |
| 0.45% per annum, paid monthly .. maturity 08.02.2016 | 100,000.00 |
| 0.45% per annum, paid monthly .. maturity 11.02.2015 | 100,000.00 |
| 0.45% per annum, paid monthly .. maturity 12.02.2015 | 100,000.00 |
| 0.45% per annum, paid monthly .. maturity 04.18.2016 | 100,000.00 |
| 0.45% per annum, paid monthly .. maturity 11.22.2015 | 100,000.00 |
| 0.45% per annum, paid monthly .. maturity 01.30.2016 | 100,000.00 |
| 0.45% per annum, paid monthly .. maturity 01.30.2016 | 100,000.00 |
| 0.45% per annum, paid monthly .. maturity 03.05.2016 | 100,000.00 |
| 0.45% per annum, paid monthly .. maturity 04.01.2016 | 100,000.00 |
| 0.45% per annum, paid monthly .. maturity 12.01.2015 | 100,000.00 |
| 0.45% per annum, paid monthly .. maturity 04.01.2016 | 100,000.00 |
| 0.45% per annum, paid monthly .. maturity 04.01.2016 | 100,000.00 |
| 0.45% per annum, paid monthly .. maturity 04.15.2016 | 100,000.00 |
| 0.45% per annum, paid monthly .. maturity 06.01.2016 | 100,000.00 |
| 0.45% per annum, paid monthly .. maturity 06.15.2016 | 100,000.00 2,400,000.00 2,400,000.00 |
| Total | 16,670,703.27 |

GILLESPIE COUNTY, TEXAS

Portfolio Asset Summary vs. Security Holdings
As of August 31, 2015

For Funds Held by the County Treasurer and All Fee Offices

| Financial Institution Account / Investment Type | Cash Balances as of August 31, 2015 | | Financial Institution Pledge / Security Holdings |
|--|--|---------------------|---|
| Security State Bank & Trust County Depository | Account Balances | | Pledge / Security Holdings |
| County Treasurer Managed Accounts | | | |
| Checking Accounts | | | |
| General Checking ... multi-fund account | (260.51) | | |
| COB Series 2001, GORefunding 2010 Interest & Sinking | 21,211.68 | | |
| County Attorney Hot Check Fund | 17,441.12 | | |
| Appellate Judicial | 540.65 | | |
| Justice of Peace No 1 | 59,582.67 | | |
| Justice of Peace No 2 | 44,767.30 | | |
| County Clerk Operating | 89,782.85 | | |
| District Clerk Operating | 89,662.61 | | |
| GOB Series 2013 ... Jail Project | 1.00 | | |
| GOB Series 2013 ... Interest & Sinking | <u>173,477.41</u> | <u>496,206.78</u> | |
| Sweep Account | | | |
| General Sweep Account ... multi-fund account | 7,007,890.73 | | |
| GOB Series 2013 Sweep Account ... Jail Project | <u>59,884.45</u> | <u>7,067,775.18</u> | |
| County Treasurer Managed Investments | | | |
| Certificates of Deposit .. General Fund (10.) | | | |
| 0.35% per annum, paid monthly .. maturity 02.11.2016 | 100,000.00 | | |
| 0.35% per annum, paid monthly .. maturity 05.02.2016 | 100,000.00 | | |
| 0.35% per annum, paid monthly .. maturity 02.28.2016 | 100,000.00 | | |
| 0.35% per annum, paid monthly .. maturity 10.29.2015 | 100,000.00 | | |
| 0.35% per annum, paid monthly .. maturity 03.04.2016 | 250,000.00 | | |
| 0.35% per annum, paid monthly .. maturity 04.01.2016 | 500,000.00 | | |
| 0.35% per annum, paid monthly .. maturity 07.01.2016 | 500,000.00 | | |
| 0.35% per annum, paid monthly .. maturity 10.01.2015 | 500,000.00 | | |
| 0.35% per annum, paid monthly .. maturity 01.01.2016 | <u>500,000.00</u> | <u>2,650,000.00</u> | |

GILLESPIE COUNTY, TEXAS

Portfolio Asset Summary vs. Security Holdings
As of August 31, 2015

For Funds Held by the County Treasurer and All Fee Offices

| Financial Institution Account / Investment Type | Cash Balances as of August 31, 2015 | | Financial Institution Pledge / Security Holdings |
|--|--|---------------|---|
| Security State Bank & Trust County Depository | Account Balances | | Pledge / Security Holdings |
| Tax Assessor-Collector Managed Accounts | | | |
| Checking Accounts | | | |
| TA-C Operating Account | 40,053.10 | | |
| TxP&WL | 6,920.43 | | |
| MVD | 170,260.40 | | |
| MVD Sales Tax | 244,702.91 | | |
| City of Fredericksburg Ad Valorem | 101.49 | | |
| MVD Title | 2,327.38 | | |
| Road & Bridge Fee | 13,285.02 | | |
| Fredericksburg ISD Ad Valorem | 3,954.60 | | |
| Escrow (Ad Valorem Property) | 33.84 | | |
| VIT (Vehicle Inventory Tax) Escrow | 1,570.09 | | |
| Harper ISD Ad Valorem | 15.73 | | |
| Gillespie County WCID Ad Valorem | 0.05 | | |
| Doss CCSD Ad Valorem | | | |
| Stonewall WCID Ad Valorem | | | |
| Hill Country Underground WCD Ad Valorem | 0.39 | | |
| Gillespie County Ad Valorem | 274.61 | 483,500.04 | |
| County Clerk Managed Account | | | |
| Checking Account | | | |
| County Clerk Escrow | 27,293.48 | 27,293.48 | |
| Sheriff Managed Account | | | |
| Checking Account | | | |
| Sheriff Bail Bond Account | 54,400.00 | | |
| Sheriff Inmate | 8,084.52 | | |
| Sheriff Commissary | 703.21 | 63,187.73 | |
| District Clerk Managed Account | | | |
| Checking Account | | | |
| District Clerk Trust | 37,234.56 | 37,234.56 | |
| | | | 19,912,206.83 SSB&T Pledged Securities .par value / original face |
| | | | 20,479,638.70 SSB&T Pledged Securities .book value |
| | | | 20,860,011.19 SSB&T Pledged Securities .fair market value |
| | | | 250,000.00 FDIC Coverage / Demand Deposits @ SSB&T |
| | 10,825,197.77 | 21,360,011.19 | 250,000.00 FDIC Coverage / Time Deposits @ SSB&T |

GILLESPIE COUNTY, TEXAS

Portfolio Asset Summary vs. Security Holdings
As of August 31, 2015

For Funds Held by the County Treasurer and All Fee Offices

| Financial Institution Account / Investment Type | Cash Balances as of August 31, 2015 | | | | Financial Institution Pledge / Security Holdings |
|--|--|--------------|--------------|--------------|---|
| TexPool | | | | | |
| Investment Service for Public Funds | Account Balances | | | | Pledge / Security Holdings |
| County Treasurer Managed Investments | | | | | |
| Investment Pool Accounts | | | | | |
| General ... multi-fund account | 3,484,650.45 | | | | |
| Interest & Sinking - COB Series 2001/GOB Series 2010 | 709.99 | | | | |
| District Clerk Holding | 18,022.22 | | | | |
| County Clerk Holding | 120,535.99 | | | | |
| GOB Series 2013 ... Jail Project | 0.00 | 3,623,918.65 | 3,623,918.65 | 3,623,918.65 | 3,623,918.65 |
| | | | | | Net Asset Value ... TexPool seeks to maintain a net asset value of \$1.00 (+/- 0.005 allowable) and is designed to be used for investments of funds which may be needed at any time. August 31, 2015, net asset value 1.00003 |
| Texas Class | | | | | |
| Investment Service for Public Funds | Account Balances | | | | Pledge / Security Holdings |
| County Treasurer Managed Investments | | | | | |
| Investment Pool Account | | | | | |
| GOB Series 2013 ... Jail Project | 432,804.66 | 432,804.66 | 432,804.66 | 432,804.66 | 432,804.66 |
| | | | | | Net Asset Value ... Texas Class seeks to maintain a net asset value of \$1.00 (+/- 0.005 allowable) and is designed to be used for investments of funds which may be needed at any time. August 31, 2015, net asset value 1.00 |

GILLESPIE COUNTY, TEXAS

Portfolio Asset Summary vs. Security Holdings
As of August 31, 2015

For Funds Held by the County Treasurer and All Fee Offices

| Financial Institution Account / Investment Type | Cash Balances as of August 31, 2015 | | | Financial Institution Pledge / Security Holdings |
|--|--|--------------|--------------|--|
| Blanco National Bank | Account Balances | | | Pledge / Security Holdings |
| County Treasurer Managed Investments | | | | |
| Certificates of Deposit .. General Fund (10.) | | | | |
| 0.45% per annum, paid monthly .. maturity 11.07.2015 | 100,000.00 | | | |
| 0.45% per annum, paid monthly .. maturity 02.11.2016 | 100,000.00 | | | |
| 0.45% per annum, paid monthly .. maturity 01.02.2016 | 100,000.00 | | | |
| 0.45% per annum, paid monthly .. maturity 07.19.2016 | 100,000.00 | | | |
| 0.45% per annum, paid monthly .. maturity 03.07.2016 | 100,000.00 | | | |
| 0.45% per annum, paid monthly .. maturity 09.07.2015 | 100,000.00 | | | |
| 0.45% per annum, paid monthly .. maturity 10.07.2015 | 100,000.00 | | | |
| 0.45% per annum, paid monthly .. maturity 05.28.2016 | 100,000.00 | | | |
| 0.45% per annum, paid monthly .. maturity 05.28.2016 | 100,000.00 | | | |
| 0.45% per annum, paid monthly .. maturity 08.02.2016 | 100,000.00 | | | |
| 0.45% per annum, paid monthly .. maturity 11.02.2015 | 100,000.00 | | | |
| 0.45% per annum, paid monthly .. maturity 12.02.2015 | 100,000.00 | | | |
| 0.45% per annum, paid monthly .. maturity 04.18.2016 | 100,000.00 | | | |
| 0.45% per annum, paid monthly .. maturity 11.22.2015 | 100,000.00 | | | |
| 0.45% per annum, paid monthly .. maturity 01.30.2016 | 100,000.00 | | | |
| 0.45% per annum, paid monthly .. maturity 01.30.2016 | 100,000.00 | | | |
| 0.45% per annum, paid monthly .. maturity 03.05.2016 | 100,000.00 | | | |
| 0.45% per annum, paid monthly .. maturity 04.01.2016 | 100,000.00 | | | |
| 0.45% per annum, paid monthly .. maturity 12.01.2015 | 100,000.00 | | | |
| 0.45% per annum, paid monthly .. maturity 04.01.2016 | 100,000.00 | | | |
| 0.45% per annum, paid monthly .. maturity 04.01.2016 | 100,000.00 | | | 3,116,711.04 BNB Pledged Securities..par value |
| 0.45% per annum, paid monthly .. maturity 04.15.2016 | 100,000.00 | | | 3,331,450.06 BNB Pledged Securities..book value |
| 0.45% per annum, paid monthly .. maturity 06.01.2016 | 100,000.00 | | | 3,373,017.08 BNB Pledged Securities..fair market value |
| 0.45% per annum, paid monthly .. maturity 06.15.2016 | 100,000.00 | 2,400,000.00 | 2,400,000.00 | 250,000.00 FDIC Coverage @ BNB |
| | | | 3,623,017.08 | |

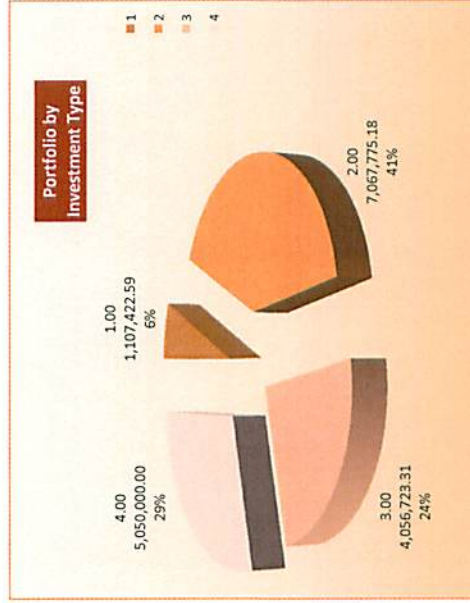
GILLESPIE COUNTY, TEXAS

Portfolio Asset Summary vs. Security Holdings
As of August 31, 2015

For Funds Held by the County Treasurer and All Fee Offices

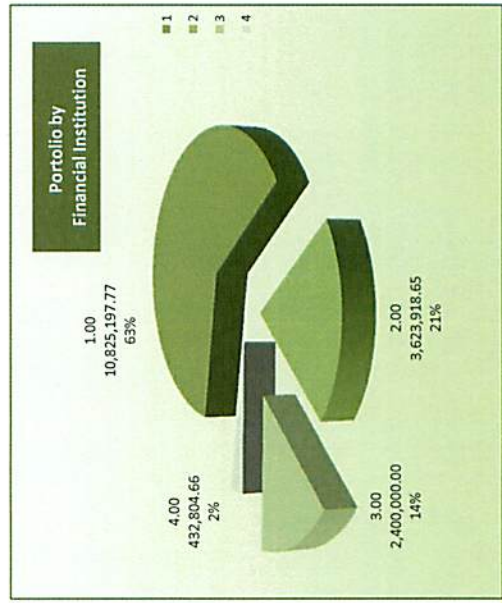
| Financial Institution Account / Investment Type | Cash Balances as of August 31, 2015 | Financial Institution Pledge / Security Holdings |
|--|--|---|
|--|--|---|

| Total Assets | As Of August 31, 2015 | As Of August 31, 2015 |
|--------------|--------------------------|--------------------------|
| | 17,281,921.08 | 29,039,751.58 |
| | | Total Securities |



Portfolio by Investment Type
As of August 31, 2015

| | | |
|---|---------------|-------------------------|
| 1 | 1,107,422.59 | Checking Accounts |
| 2 | 7,067,775.18 | Sweep Accounts |
| 3 | 4,056,723.31 | Investment Pools |
| 4 | 5,050,000.00 | Certificates of Deposit |
| | 17,281,921.08 | Total |



Portfolio by Financial Institution
As of August 31, 2015

| | | |
|---|---------------|-----------------------------|
| 1 | 10,825,197.77 | Security State Bank & Trust |
| 2 | 3,623,918.65 | TexPool |
| 3 | 2,400,000.00 | Bianco National Bank |
| 4 | 432,804.66 | Texas Class |
| | 17,281,921.08 | Total |

GILLESPIE COUNTY, TEXAS

Portfolio Asset Summary vs. Security Holdings
As of August 31, 2015

For Funds Held by the County Treasurer and All Fee Offices

| Financial Institution Account / Investment Type | Cash Balances as of August 31, 2015 | Financial Institution Pledge / Security Holdings |
|--|--|---|
|--|--|---|

| Deposit and Investment Risk Disclosure |
|--|
| <p>General Statement ... The County continues to take a conservative approach to investment of county funds. Investment strategies are built on cash flow versus fund name. County funds are predominantly invested in TexPool ... an investment service for public funds ... and certificate of deposits. Depository interest-bearing checking accounts are used more as clearing accounts than a type of investment.</p> <p>The General Checking Account (multi-fund account) ... interest-bearing, with a one dollar (\$1.00) threshold ... is attached to a sweep account with a \$25,000.00 required minimum balance. This holds the same for the GOB Series 2013 Account ... it is interest-bearing, with a one dollar (\$1.00) threshold ... and is attached to a sweep account with a \$25,000.00 required minimum balance.</p> <p>Custodial Risk .. All deposits/investments with any banking institution are collateralized over 100% all collateral (exclusive FDIC coverage) is placed with a third party that is not a depository of the County, and collateral is pledged to Gillespie County.</p> <p>Interest Rate Risk .. The County does not have a formal investment policy that limits investment maturities as a means of managing its exposure to fair value losses arising from changing interest rates.</p> <p>At August 31, 2015, the County had no investments other than those in an investment pool that would be effected.</p> <p>Certificates of Deposit are normally held at one year maturities and maturity dates are staggered.</p> <p>Occasionally CD's are originally invested for periods of less or over a year to optimize a staggered portfolio.</p> <p>CD's are held at face values with interests paid to the County monthly.</p> <p>Credit Risk .. <u>At August 31, 2015, the County has no investments</u> in commercial paper, corporate bonds, mutual funds.</p> <p>At August 31, 2015, TexPool was rated AAAm by Standard & Poor's.</p> <p>At August 31, 2015, Texas Class was rated AAAm by Standard & Poor's.</p> <p>Concentration of Credit Risk .. The County does not place any limit on the amount the County may invest with any type of investment or issuer.</p> <p>However, considering the current economy the County has kept lower concentrations in any one issuer.</p> <p>At August 31, 2015, the County had its assets/investments invested by investment type</p> <ul style="list-style-type: none"> 23.4738 % in investment pools 29.2213 % in certificate of deposit(s) 6.4080 % in checking, money market, passbook accounts 40.8969 % in sweep accounts <p>At August 31, 2015, the County had its assets/investments invested by issuer</p> <ul style="list-style-type: none"> 20.9694 % in TexPool 62.6389 % in Security State Bank & Trust 13.8873 % in Blanco National Bank 2.5044 % in Texas Class |

FY2014-2015
Gillespie County, Texas
County Treasurer Monthly Financial Statement
Of Funds Managed by County Treasurer



For the Period Ended August 31, 2015

Laura Lundquist, CCT, CIO
Gillespie County Treasurer

| Maintenance & Operating, COB/GOB, Special Revenue, Special Revenue..Grants, Trust and Agency | | | | | | |
|---|----------------------|-------------------|---------------------|-------------|-------------|----------------------|
| Month | 07.31.2015 | | | | | 08.31.2015 |
| To Date | Cash Balance | Receipts | Disbursements | Allocations | Adjustments | Cash Balance |
| M&O | 13,838,570.86 | 396,372.68 | 1,126,997.50 | | | 13,107,946.04 |
| COB ... GOB Operating | 743,997.50 | 116.46 | 251,872.99 | | | 492,240.97 |
| COB ... GOB I&S | 445,847.95 | 6,559.70 | 256,982.50 | | | 195,425.15 |
| Special Revenue | 1,776,150.95 | 35,145.30 | 26,705.34 | | | 1,784,590.91 |
| Special Revenue ... Grants | 75,733.11 | | | | | 75,733.11 |
| Trust and Agency | 582,106.81 | 120,685.75 | 9,374.59 | | | 693,417.97 |
| Totals County Funds | 17,462,407.18 | 558,879.89 | 1,671,932.92 | 0.00 | 0.00 | 16,349,354.15 |

| Clerks of the Courts Trust Funds | | | | | | |
|-------------------------------------|----------------------|----------------------|----------------------|-------------|-------------|----------------------|
| Year | 09.30.2014 | | | | | 08.31.2015 |
| To Date | Cash Balance | Receipts | Disbursements | Allocations | Adjustments | Cash Balance |
| M&O | 10,671,669.71 | 16,354,779.99 | 13,918,503.66 | | | 13,107,946.04 |
| COB ... GOB Operating | 5,249,856.00 | 21,628.71 | 4,779,243.74 | | | 492,240.97 |
| COB ... GOB I&S | 217,647.17 | 1,179,255.48 | 1,201,477.50 | | | 195,425.15 |
| Special Revenue | 1,574,226.08 | 817,169.49 | 606,804.66 | | | 1,784,590.91 |
| Special Revenue ... Grants | 75,733.11 | | | | | 75,733.11 |
| Trust and Agency | 676,464.93 | 1,425,986.07 | 1,409,033.03 | | | 693,417.97 |
| Totals County Funds | 18,465,597.00 | 19,798,819.74 | 21,915,062.59 | 0.00 | 0.00 | 16,349,354.15 |

| Clerks of the Courts Trust Funds | | | | | | |
|-------------------------------------|-------------------|--------------|---------------|-------------|-------------|-------------------|
| Month | 07.31.2015 | | | | | 08.31.2015 |
| To Date | Cash Balance | Receipts | Disbursements | Allocations | Adjustments | Cash Balance |
| District Clerk Trust | 18,019.09 | 1.13 | | | | 18,020.22 |
| County Clerk Trust | 120,528.64 | 7.35 | | | | 120,535.99 |
| Totals Clerk Trusts | 138,547.73 | 46.59 | 0.00 | 0.00 | 0.00 | 138,556.21 |

| Clerks of the Courts Trust Funds | | | | | | |
|-------------------------------------|-------------------|---------------|-------------------|-------------|-------------|-------------------|
| Year | 09.30.2014 | | | | | 08.31.2015 |
| To Date | Cash Balance | Receipts | Disbursements | Allocations | Adjustments | Cash Balance |
| District Clerk Trust | 519,956.80 | 158.51 | 502,095.09 | | | 18,020.22 |
| County Clerk Trust | 120,482.05 | 53.94 | | | | 120,535.99 |
| Totals Clerk Trusts | 640,438.85 | 212.45 | 502,095.09 | 0.00 | 0.00 | 138,556.21 |

Respectfully submitted:



 Laura Lundquist, CCT, CIO
 Gillespie County Treasurer

The State of Texas, County of Gillespie

Before me, the undersigned authority, this day personally appeared Laura Lundquist, County Treasurer, to me well known, who, being duly sworn, disposes and says that the above and foregoing report is true and correct.

Witness my hand and seal of this office, this _____ day of _____, _____ A.D.

 Mary Lynn Rusche, County Clerk
 County of Gillespie, State of Texas

Compared, examined, and accepted in open Commissioners Court this _____ day of _____, _____ A.D.

 Mark Stroehrer, County Judge

 Curtis Cameron, Commissioner Pct No 1

 William A. Roeder, Commissioner Pct No 2

 Calvin Ransleben, Commissioner Pct No 3

 Donald W. Schuch, Commissioner Pct No 4