



FY2014-2015

GILLESPIE COUNTY, TEXAS

COUNTY TREASURER MONTHLY FINANCIAL REPORT

For The Period Ended

July 31, 2015

Unaudited

LAURA LUNDQUIST, C.C.T., C.I.O.
GILLESPIE COUNTY TREASURER

1. Cash/Investment Balances All Funds
For Period Ended July 31, 2015
2. Statement of Receipts, Disbursements, Electronic Funds Transfers, Payroll,
Interfund Allocations, Adjustments, and Investments All Funds
Month to Date by Fund
3. Statement of Receipts, Disbursements, Electronic Funds Transfers, Payroll,
Interfund Allocations, Adjustments, and Investments All Funds
Fiscal Year to Date by Fund
4. Statement of Maintenance & Operating Funds
FY2005 through July 31, 2015
General Fund
Road & Bridge Funds ... County Wide, Precinct No 1, Precinct No 2, Precinct No 3, Precinct No 4
5. Fund Cash/Investment Balance Comparison by Fiscal Year by Fund
Active and Inactive Funds
FY2004 through July 31, 2015
6. Overall Cash/Investment Balance Comparison by Month
FY1985 through July 31, 2015
7. County Sales Tax ... Effective January 01, 1988
Allocation Summary of Sales Tax Receipts
1988 through July 31, 2015

Statement of Repayment of Erroneous Receipt of Sales Tax
1997 through July 31, 2015 ... 20 Year Payout; Final Payment FY2016
8. Hotel Occupancy Tax (HOT) ... Effective January 01, 2007
Summary of HOT Receipts and Expenditures
For the Period of January 01, 2007 through July 31, 2015
9. Certificates of Obligation Bonds ... Interest & Sinking
Statement of Bond Redemptions & Interest Payment Schedule
GO Refunding Bonds, Series 2010
Refunding of COB Series 2001, Post Office & Clinic Building Properties



10. General Obligation Bonds ... Interest & Sinking
Statement of Bond Redemptions & Interest Payment Schedule
GOB Series 2013, Jail Construction Project
11. Lease / Purchase Finance ... Capital Equipment
Statement of Principal & Interest Payment Schedule
Road & Bridge Departments – Contract No 6451, December.2013
 - o Countywide
 - o Precinct No 1
 - o Precinct No 2
 - o Precinct No 3
 - o Precinct No 4
12. Public Property Finance ... Law Enforcement Radio System Upgrade
Statement of Principal & Interest Payment Schedule
Sheriff Office --- Contract No 6774, October.2014
13. District Clerk Trust Funds ... Statement of Holding in Trust Funds ... As Managed by County Treasurer
As of July 31, 2015
14. County Clerk Trust Funds ... Statement of Holding in Trust Funds ... As Managed by County Treasurer
As of July 31, 2015
15. Investment Performance Summary ... Certificate(s) of Deposit
As of July 31, 2015
16. County Treasurer Portfolio Asset Summary by Investment Type
As of July 31, 2015
17. County Portfolio Asset Summary vs. Security Holdings
As of July 31, 2015
18. Detailed Listing of Receipts to All Funds
For July.2015
19. Detailed Listing of Disbursements from All Funds
For July.2015
20. Detailed Listing of Electronic Funds Transfers from All Funds
For July.2015
21. Detailed Listing of Interfund Allocations to/from All Funds
For July.2015
22. Detailed Listing of Payroll Distribution All Funds
For July.2015
23. Financial Summary Recap ... Affidavit
As of July 31, 2015

FY2014-2015
 GILLESPIE COUNTY, TEXAS

CASH / INVESTMENT BALANCES
 OF ALL FUNDS MANAGED BY COUNTY TREASURER

For Period Ended July 31, 2015

FUNDS LISTING BY CATEGORY

GENERAL and ROAD & BRIDGE FUNDS

Maintenance & Operating Funds

General Fund	11,837,892.81
Road & Bridge Funds ...	
County Wide	1,344,851.69
Precinct No 1	176,088.87
Precinct No 2	75,495.32
Precinct No 3	157,033.26
Precinct No 4	<u>247,208.91</u>
Sub-total Road & Bridge Funds	2,000,678.05

CASH and INVESTMENTS

13,838,570.86

SPECIAL REVENUE FUNDS

Law Library	7,555.78
Lateral Road ...	
Precinct No 1	6,633.18
Precinct No 2	0.00
Precinct No 3	6,633.18
Precinct No 4	6,633.18
Sub-total Lateral Road Funds	19,899.54
Probate	29,217.03
Court Reporter Service	884.31
County Records Management	90,243.36
County Clerk Records Management	115,548.55
Sheriff Forfeiture	36,935.89
Sheriff Abandoned Vehicle	1,201.21
Sheriff Equitable Sharing	1,201.67
Justice Court Bldg Security	29,124.19
Courthouse Security	616.75
District Clerk Records Management	6,983.42
County & District Court Technology	16,400.51
Occupancy Tax	508,078.00
Pretrial Intervention	123,025.71
Justice Court Technology	110,526.40
Airport Operating	659,462.97
LEOSE Training--Sheriff	5,116.28
LEOSE Training--Constable No 1	8,038.15
LEOSE Training--Constable No 2	5,984.48
Tax Assessor - M V I	<u>106.75</u>

1,776,150.95

SPECIAL REVENUE FUNDS ... GRANTS

Grants ... General, Energy Efficiency	0.00
Grants ... Law Enforcement, Emergency Services P25 Compliant Radio	75,248.14
PML Loan Star Library	258.39
PML PAC-Pug	211.40
Airport Capital Project Grant	<u>15.18</u>

75,733.11

FY2014-2015
 GILLESPIE COUNTY, TEXAS

CASH / INVESTMENT BALANCES
 OF ALL FUNDS MANAGED BY COUNTY TREASURER

For Period Ended July 31, 2015

CERTIFICATES OF OBLIGATION BONDS			
and			
GENERAL OBLIGATION BONDS			
...			
Operating Accounts			
GOB Series 2013 ... Jail Project	<u>743,997.50</u>	<u>743,997.50</u>	
CERTIFICATES OF OBLIGATION BONDS			
and			
GENERAL OBLIGATION BONDS			
...			
Interest & Sinking Accounts			
COB Series 2001/GOB Refunding Series 2010 ... Interest & Sinking	34,860.12		
GOB Series 2013 ... Interest & Sinking	<u>410,987.83</u>	<u>445,847.95</u>	
TRUST and AGENCY FUNDS			
Criminal Justice	1,454.04		
Waste Water (State Fee)	280.00		
County Attorney Hot Check	13,953.33		
McDermott (PML)	142,408.82		
Breiten (PML)	211,787.21		
Justice Of The Peace No. 1	40,779.55		
Justice Of The Peace No. 2	19,783.52		
Appellate Judicial System	540.63		
Alternative Dispute Resolution	1,437.19		
Unclaimed Monies	54,211.45		
County Clerk Operating	48,326.96		
District Clerk Operating	47,144.11		
Light Up The Block	<u>0.00</u>	<u>582,106.81</u>	<u>17,462,407.18</u>
FUNDS PENDING RELEASE			
Check(s) pending release	0.00		
EFT(s) pending release	<u>0.00</u>	<u>0.00</u>	<u>0.00</u>
CHANGE FUNDS			
General Fund (F.10) ... cash provider to various offices	3,000.00		
Sheriff Seizure Fund (F.30)	1,950.00		
County Attorney Hot Check Fund (F.80)	<u>50.00</u>	<u>5,000.00</u>	<u>5,000.00</u>

FY2014-2015
 GILLESPIE COUNTY, TEXAS

CASH / INVESTMENT BALANCES
 OF ALL FUNDS MANAGED BY COUNTY TREASURER

For Period Ended July 31, 2015

UNALLOCATED MONIES			
Checking Accounts			
Justice of Peace No 2 Checking .unaccountable funds from 02.28.1999 . . . date check book was turned over to County Treasurer	(98.56)		
Justice of Peace No 2 Checking...credit card payment pending	644.00		
Justice of Peace No 2 Checking...receipt correction	5.08		
Justice of Peace No 1 Checking...credit card payment pending	1,165.00		
Justice of Peace No 1 Checking...receipt correction	(4.67)		
General Checking...online payment pending / US Trea	2,721.37		
General Checking...incorrect transfer out/to Appellate	55.00		
General Checking...Expert Pay not submitted	218.97		
District Clerk Checking...credit card e-file payments pending / notation only	(30.00)		
County Clerk Checking...incorrect transfer out/to Appellate	(55.00)		
County Clerk Checking...County Treasurer missing receipt	21.00	<u>4,642.19</u>	
Investment Pools ... Investment Service For Public Funds			
TexPool ... General	0.00		
TexPool ... COB Series 2001/GOB Series 2010 Interest & Sinking	0.00		
TexPool ... GOB Series 2013 Jail Project	0.00		
Texas Class ... GOB Series 2013 Jail Project	<u>0.00</u>	<u>0.00</u>	
Other Unallocated Funds			
none reported	<u>0.00</u>	<u>0.00</u>	<u>4,642.19</u>
			17,472,049.37

FY2014-2015
 GILLESPIE COUNTY, TEXAS

CASH / INVESTMENT BALANCES
 OF ALL FUNDS MANAGED BY COUNTY TREASURER

For Period Ended July 31, 2015

CHECKING and INVESTMENT ACCOUNTS

CHECKING ACCOUNTS

GENERAL OPERATING ... Interest Bearing Checking	(326.64)	
Cash On Hand	0.00	
Deposit In Process	47,309.46	
Deposit In Process	30.00	
Online Transfer	(98.02)	
Online Transfer	(172.69)	
Online Transfer	(1,011.65)	
Online Transfer	(563.41)	
Outstanding Financial Checks	(150,264.88)	
Outstanding Payroll Checks	(27,955.76)	
Check(s) pending release	0.00	(133,053.59)
GENERAL OPERATING ... Interest Bearing Sweep Account		
Sweep of General Operating Checking	<u>7,703,644.03</u>	<u>7,703,644.03</u>
COB Series 2001 / GORefuding Series 2010 INTEREST & SINKING Checking	33,879.42	
Cash On Hand	0.00	
Online Transfer	98.02	
Online Transfer	172.69	
Outstanding Checks	0.00	<u>34,150.13</u>
COUNTY ATTORNEY HOT CHECK ... Interest Bearing Checking	18,303.46	
Cash On Hand	0.00	
Deposit In Process	60.00	
Deposit In Process	0.00	
Outstanding Checks	(4,410.13)	<u>13,953.33</u>
APPELLATE JUDICIAL ... Interest Bearing Checking	540.63	
Cash On Hand	0.00	
Deposit In Process	0.00	
Online Transfer	0.00	
Online Transfer	0.00	
Outstanding Checks	0.00	<u>540.63</u>
JUSTICE OF THE PEACE No 1 ... Interest Bearing Checking	41,221.38	
Cash On Hand	0.00	
Deposit In Process	1,785.00	
Deposit In Process	0.00	
Outstanding Checks	(1,066.50)	<u>41,939.88</u>
JUSTICE OF THE PEACE No 2 ... Interest Bearing Checking	22,241.35	
Cash On Hand	0.00	
Deposit In Process	0.00	
Deposit In Process	0.00	
Outstanding Checks	(1,907.31)	<u>20,334.04</u>

FY2014-2015
 GILLESPIE COUNTY, TEXAS

CASH / INVESTMENT BALANCES
 OF ALL FUNDS MANAGED BY COUNTY TREASURER

For Period Ended July 31, 2015

CHECKING ACCOUNTS ... Continued			
COUNTY CLERK ... Interest Bearing Checking	47,337.64		
Cash On Hand	0.00		
Deposit In Process	1,148.50		
Deposit In Process	0.00		
Deposit In Process	0.00		
Deposit In Process	0.00		
Outstanding Checks ... checks outstanding prior to 10.01.2009	(108.50)		
Outstanding Checks ... outstanding checks post 09.30.2009	(84.68)	48,292.96	
DISTRICT CLERK ... Interest Bearing Checking	58,819.60		
Cash On Hand	0.00		
Deposit In Process	1,134.00		
Deposit In Process	0.00		
Outstanding Checks ... checks outstanding prior to 10.01.2009	(4,361.86)		
Outstanding Checks ... outstanding checks post 09.30.2009	(8,477.63)	47,114.11	
GOB SERIES 2013 - Jail Project ... Interest Bearing Checking	1.00		
Cash On Hand	0.00		
Online Transfer	0.00		
Deposit In Process	0.00		
Outstanding Checks	(81,795.14)	(81,794.14)	
GOB SERIES 2013 - Jail Project ... Interest Bearing Sweep Account			
Sweep of GOB 2013 Jail Project Checking	143,078.46	143,078.46	
GOB SERIES 2013 - Interest & Sinking ... Interest Bearing Checking	409,412.77		
Cash On Hand	0.00		
Online Transfer	1,011.65		
Online Transfer	563.41		
Online Transfer	0.00		
Outstanding Checks	0.00	410,987.83	8,249,187.67

FY2014-2015
 GILLESPIE COUNTY, TEXAS

CASH / INVESTMENT BALANCES
 OF ALL FUNDS MANAGED BY COUNTY TREASURER

For Period Ended July 31, 2015

TIME CERTIFICATE OF DEPOSIT(s)

All General Fund (10.) Investments

Blanco National Bank

BNB CD .. 0.45% per annum, paid monthly .. 11.07.2015 maturity	100,000.00	
BNB CD .. 0.45% per annum, paid monthly .. 02.11.2016 maturity	100,000.00	
BNB CD .. 0.45% per annum, paid monthly .. 01.02.2016 maturity	100,000.00	
BNB CD .. 0.45% per annum, paid monthly .. 07.19.2016 maturity	100,000.00	
BNB CD .. 0.45% per annum, paid monthly .. 03.07.2016 maturity	100,000.00	
BNB CD .. 0.45% per annum, paid monthly .. 09.07.2015 maturity	100,000.00	
BNB CD .. 0.45% per annum, paid monthly .. 10.07.2015 maturity	100,000.00	
BNB CD .. 0.45% per annum, paid monthly .. 05.28.2016 maturity	100,000.00	
BNB CD .. 0.45% per annum, paid monthly .. 05.28.2016 maturity	100,000.00	
BNB CD .. 0.45% per annum, paid monthly .. 08.02.2015 maturity	100,000.00	
BNB CD .. 0.45% per annum, paid monthly .. 11.02.2015 maturity	100,000.00	
BNB CD .. 0.45% per annum, paid monthly .. 12.02.2015 maturity	100,000.00	
BNB CD .. 0.45% per annum, paid monthly .. 04.18.2016 maturity	100,000.00	
BNB CD .. 0.45% per annum, paid monthly .. 11.22.2015 maturity	100,000.00	
BNB CD .. 0.45% per annum, paid monthly .. 01.30.2016 maturity	100,000.00	
BNB CD .. 0.45% per annum, paid monthly .. 01.30.2016 maturity	100,000.00	
BNB CD .. 0.45% per annum, paid monthly .. 03.05.2016 maturity	100,000.00	
BNB CD .. 0.45% per annum, paid monthly .. 04.01.2016 maturity	100,000.00	
BNB CD .. 0.45% per annum, paid monthly .. 12.01.2015 maturity	100,000.00	
BNB CD .. 0.45% per annum, paid monthly .. 04.01.2016 maturity	100,000.00	
BNB CD .. 0.45% per annum, paid monthly .. 04.01.2016 maturity	100,000.00	
BNB CD .. 0.45% per annum, paid monthly .. 04.15.2016 maturity	100,000.00	
BNB CD .. 0.45% per annum, paid monthly .. 06.01.2016 maturity	100,000.00	
BNB CD .. 0.45% per annum, paid monthly .. 06.15.2016 maturity	100,000.00	2,400,000.00

Security State Bank & Trust (County Depository)

SSB&T CD .. 0.35% per annum, paid monthly .. 02.11.2016 maturity	100,000.00	
SSB&T CD .. 0.35% per annum, paid monthly .. 05.02.2016 maturity	100,000.00	
SSB&T CD .. 0.35% per annum, paid monthly .. 02.28.2016 maturity	100,000.00	
SSB&T CD .. 0.35% per annum, paid monthly .. 10.29.2015 maturity	100,000.00	
SSB&T CD .. 0.35% per annum, paid monthly .. 03.04.2016 maturity	250,000.00	
SSB&T CD .. 0.35% per annum, paid monthly .. 04.01.2016 maturity	500,000.00	
SSB&T CD .. 0.35% per annum, paid monthly .. 07.01.2016 maturity	500,000.00	
SSB&T CD .. 0.35% per annum, paid monthly .. 10.01.2015 maturity	500,000.00	
SSB&T CD .. 0.35% per annum, paid monthly .. 01.01.2016 maturity	500,000.00	2,650,000.00
		5,050,000.00

FY2014-2015
 GILLESPIE COUNTY, TEXAS

CASH / INVESTMENT BALANCES
 OF ALL FUNDS MANAGED BY COUNTY TREASURER

For Period Ended July 31, 2015

INVESTMENT POOLS ... Investment Service For Public Funds			
TexPool			
GENERAL ... Multi-Fund Account	3,484,438.53		
Deposit In Process	0.00		
Monies In Transit	<u>0.00</u>	<u>3,484,438.53</u>	
COB SERIES 2001/GORefunding SERIES 2010 ... Interest & Sinking	709.99		
Deposit In Process	0.00		
Monies In Transit	<u>0.00</u>	<u>709.99</u>	
GOB SERIES 2013 ... Jail Project	0.00		
Deposit In Process	0.00		
Monies In Transit	<u>0.00</u>	<u>0.00</u>	
TexPool sub-total		<u>3,485,148.52</u>	
Texas Class			
GOB SERIES 2013 ... Jail Project	682,713.18		
Deposit In Process	0.00		
Monies In Transit	<u>0.00</u>	<u>682,713.18</u>	<u>4,167,861.70</u>
CHANGE FUNDS			
Under General Fund (F.10)			
Tax Office ... Teller Drawers (4)	1,200.00		
Tax Office ... Office Administration	0.00		
County Clerk	100.00		
District Clerk	100.00		
Justice of Peace No 1	200.00		
Justice of Peace No 2	200.00		
Pioneer Memorial Library	100.00		
Sheriff ... Administration	50.00		
Sheriff ... Jail Operations	50.00		
County Treasurer	1,000.00		
County Warehouse	<u>0.00</u>	<u>3,000.00</u>	
Under Sheriff Seizure (F.30)			
Sheriff ... Administrative Office	<u>1,950.00</u>	<u>1,950.00</u>	
Under County Attorney Hot Check (F.80)			
County Attorney	<u>50.00</u>	<u>50.00</u>	<u>5,000.00</u>
			17,472,049.37


FY2014-2015
 GILLESPIE COUNTY, TEXAS

CASH / INVESTMENT BALANCES
 OF ALL FUNDS MANAGED BY COUNTY TREASURER

For Period Ended July 31, 2015

DISTRICT CLERK HOLDING					
HOLDING ACCOUNT (s)			CASH and INVESTMENTS		
	holding account(s)	<u>18,019.09</u>	<u>18,019.09</u>	<u>18,019.09</u>	18,019.09
INVESTMENT POOLS ... Investment Service For Public Funds					
	TEXPOOL ... DISTRICT CLERK HOLDING	18,019.09			
	Deposit In Process	0.00			
	Monies In Transit	<u>0.00</u>	<u>18,019.09</u>	<u>18,019.09</u>	18,019.09

COUNTY CLERK HOLDING					
HOLDING ACCOUNT (s)			CASH and INVESTMENTS		
	holding account(s)	<u>120,528.64</u>	<u>120,528.64</u>	<u>120,528.64</u>	120,528.64
INVESTMENT POOLS ... Investment Service For Public Funds					
	TEXPOOL ... COUNTY CLERK HOLDING	120,528.64			
	Deposit In Process	0.00			
	Monies In Transit	<u>0.00</u>	<u>120,528.64</u>	<u>120,528.64</u>	120,528.64




Laura Lundquist, C.C.T., C.O.
 Gillespie County Treasurer
 Gillespie County, Texas

**FY2014-2015
GILLESPIE COUNTY, TEXAS
STATEMENT OF
Receipts, Disbursements, Electronic Funds Transfers, Payroll, Interfund Transfers, Adjustments, and Time Investments
of County Funds Managed by County Treasurer**

For the Period Ended July 31, 2015

FY2014-2015 For Current Account Period	Cash Balance as of 06.30.2015	Receipts	Disbursements	Electronic Fund Transfers	Payroll	Total Disbursements	Interfund Allocations In	Interfund Allocations Out	FY2015 Adjustments	FY2014 YE Adjustments	Cash Balances as of 07.31.2015	Time Investments	Adjusted Cash Balance as of 07.31.2015	FY2014-2015 For Current Account Period
GENERAL and ROAD & BRIDGE ... Maintenance & Operating Funds														
F10 General	12,711,415.86	841,351.84	1,115,606.55	208,317.72	390,950.62	1,714,874.89					11,837,892.81	5,050,000.00	6,787,892.81	F10 General
Road & Bridge Funds														
F15 County Wide	1,292,020.10	62,441.74	6,496.49		3,113.66	9,610.15					1,344,851.69		1,344,851.69	Road & Bridge Funds
F16 Precinct No 1	200,480.36	32.97	5,356.52		19,067.94	24,424.46					176,088.87		176,088.87	F15 County Wide
F17 Precinct No 2	145,331.32	6,633.73	56,247.90		20,221.83	76,469.73					75,495.32		75,495.32	F16 Precinct No 1
F18 Precinct No 3	210,670.95	23.83	27,493.97		26,167.55	53,661.52					157,033.26		157,033.26	F17 Precinct No 2
F19 Precinct No 4	281,944.06	45.49	17,081.96		17,698.68	34,780.64					247,208.91		247,208.91	F18 Precinct No 3
Sub-Totals	2,130,446.79	69,177.76	112,676.84	0.00	86,209.66	198,546.50	0.00	0.00	0.00	0.00	2,000,676.05	0.00	2,000,676.05	F19 Precinct No 4
Sub-Totals	14,841,862.65	910,529.60	1,228,283.39	208,317.72	477,220.28	1,913,621.39	0.00	0.00	0.00	0.00	13,838,570.86	5,050,000.00	8,788,570.86	Sub-Totals
General / Road & Bridge ... Maintenance & Operating Funds														General / Road & Bridge ... Maintenance & Operating Funds



**FY2014-2015
GILLESPIE COUNTY, TEXAS
STATEMENT OF
Receipts, Disbursements, Electronic Funds Transfers, Payroll, Interfund Transfers, Adjustments, and Time Investments
of County Funds Managed by County Treasurer**

For the Period Ended July 31, 2015

FY2014-2015 For Current Account Period	Cash Balance as of 06.30.2015	Receipts	Disbursements	Electronic Fund Transfers	Payroll	Total Disbursements	Interfund Allocations In	Interfund Allocations Out	FY2015 Adjustments	FY2014 YE Adjustments	Cash Balances as of 07.31.2015	Time Investments	Adjusted Cash Balance as of 07.31.2015	FY2014-2015 For Current Account Period
SPECIAL REVENUE														
F20 Law Library	5,721.78	2,240.00	406.00			406.00					7,555.78		7,555.78	F20 Law Library
F21 Lateral Road Precinct Depts														F21 Lateral Road Precinct Depts
Precinct No 1	6,633.18					0.00					6,633.18		6,633.18	Precinct No 1
Precinct No 2	6,633.18		6,633.18			6,633.18					0.00		0.00	Precinct No 2
Precinct No 3	6,633.18					0.00					6,633.18		6,633.18	Precinct No 3
Precinct No 4	6,633.18					0.00					6,633.18		6,633.18	Precinct No 4
F24 Probate	28,872.03	345.00				0.00					29,217.03		29,217.03	F24 Probate
F25 Court Reporter	1,074.31	650.00	850.00			850.00					884.31		884.31	F25 Court Reporter
F28 County Records Mgmt	89,433.77	809.59				0.00					90,243.36		90,243.36	F28 County Records Mgmt
F29 County Clerk Records Mgmt	111,756.53	6,318.91	1.76		2,525.13	2,526.89					115,548.55		115,548.55	F29 County Clerk Records Mgmt
F30 Sheriff Forfeiture	36,929.54	6.35				0.00					36,935.89		36,935.89	F30 Sheriff Forfeiture
F31 Justice Court Bldg Security	1,201.00	0.21				0.00					1,201.21		1,201.21	F31 Justice Court Bldg Security
F32 Courthouse Security	28,866.62	257.57				0.00					29,124.19		29,124.19	F32 Courthouse Security
F34 District Clerk Records Mgmt	1,535.54	1,780.85	2.31		2,697.33	2,699.64					616.75		616.75	F34 District Clerk Records Mgmt
F35 County & District Courts Technology	6,723.42	250.00				0.00					6,983.42		6,983.42	F35 County & District Courts Technology
F36 Occupancy Tax	15,895.64	504.87				0.00					16,400.51		16,400.51	F36 Occupancy Tax
F37 Pretrial Intervention	421,736.90	86,341.10				0.00					508,078.00		508,078.00	F37 Pretrial Intervention
F51 Justice Court Technology	123,025.71	1,038.48				0.00					123,025.71		123,025.71	F51 Justice Court Technology
F72 Airport Operating	109,487.92	13,620.56	2,138.86		8,092.14	10,231.00					110,526.40		110,526.40	F72 Airport Operating
F78 LEOSE - Sheriff	656,073.41					0.00					659,462.97		659,462.97	F78 LEOSE - Sheriff
F79 LEOSE - Constable 1	5,116.28					0.00					5,116.28		5,116.28	F79 LEOSE - Constable 1
F79 LEOSE - Constable 1	8,038.15					0.00					8,038.15		8,038.15	F79 LEOSE - Constable 1
F82 LEOSE - Constable 2	5,984.48					0.00					5,984.48		5,984.48	F82 LEOSE - Constable 2
F81 Tax Assessor-M V I	106.75					0.00					106.75		106.75	F81 Tax Assessor-M V I
F40 Sheriff Equitable Sharing	1,201.46	0.21				0.00					1,201.67		1,201.67	F40 Sheriff Equitable Sharing
Sub-Totals Special Revenue	1,665,313.96	114,183.70	10,032.11	0.00	13,314.60	23,346.71	0.00	0.00	0.00	0.00	1,776,150.95	0.00	1,776,150.95	Sub-Totals Special Revenue

**FY2014-2015
GILLESPIE COUNTY, TEXAS
STATEMENT OF
Receipts, Disbursements, Electronic Funds Transfers, Payroll, Interfund Transfers, Adjustments, and Time Investments
of County Funds Managed by County Treasurer**

For the Period Ended July 31, 2015

FY2014-2015 For Current Account Period	Cash Balance as of 06.30.2015	Receipts	Disbursements	Electronic Fund Transfers	Payroll	Total Disbursements	Interfund Allocations In	Interfund Allocations Out	FY2015 Adjustments	FY2014 YE Adjustments	Cash Balances as of 07.31.2015	Time Investments	Adjusted Cash Balance as of 07.31.2015	FY2014-2015 For Current Account Period
--	--	----------	---------------	------------------------------	---------	------------------------	--------------------------------	---------------------------------	-----------------------	-----------------------------	---	---------------------	---	--

SPECIAL REVENUE ... GRANTS														
F11 Grants ... General - Energy Efficiency	0.00					0.00					0.00		0.00	F11 Grants ... General - Energy Efficiency
F11 Grants ... Law Enforcement, Emergency Services P25 Compliant Radio	75,248.14					0.00					75,248.14		75,248.14	F11 Grants ... Law Enforcement, Emergency Services P25 Compliant Radio
F54 PML ... Loan Star Grant	258.39					0.00					258.39		258.39	F54 PML ... Loan Star Grant
F54 PML ... PAC-HUG Grant	211.40					0.00					211.40		211.40	F54 PML ... PAC-HUG Grant
F71 Airport Capital Project Grant	15.18					0.00					15.18		15.18	F71 Airport Capital Project Grant
Sub-Totals Special Revenue ... Grants	75,733.11	0.00	0.00	0.00	0.00	0.00	0.00	0.00	0.00	0.00	75,733.11	0.00	75,733.11	Sub-Totals Special Revenue ... Grants

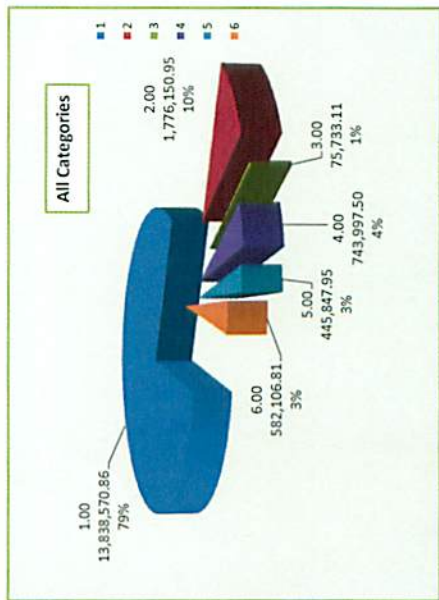
CERTIFICATES OF OBLIGATION BONDS and GENERAL OBLIGATION BONDS ... Project Operating Accounts														
F61 GOB Series 2013 ... Jail Project	836,090.91	114.94	92,208.35			92,208.35					743,997.50		743,997.50	F61 GOB Series 2013 ... Jail Project
Sub-Totals COB ... GOB Operating	836,090.91	114.94	92,208.35	0.00	0.00	92,208.35	0.00	0.00	0.00	0.00	743,997.50	0.00	743,997.50	Sub-Totals COB ... GOB Operating

CERTIFICATES OF OBLIGATION BONDS and GENERAL OBLIGATION BONDS ... Interest & Sinking Accounts														
F62 GOB Series 2013 ... Interest & Sinking	406,877.80	4,110.03				0.00					410,987.83		410,987.83	F62 GOB Series 2013 ... Interest & Sinking
F53 COB Series 2001 / GOB Refunding Series 2013 ... Interest & Sinking	34,158.94	701.18				0.00					34,860.12		34,860.12	F53 COB Series 2001 / GOB Refunding Series 2013 ... Interest & Sinking
Sub-Totals COB ... GOB I&S	441,036.74	4,811.21	0.00	0.00	0.00	0.00	0.00	0.00	0.00	0.00	445,847.95	0.00	445,847.95	Sub-Totals COB ... GOB I&S

**FY2014-2015
GILLESPIE COUNTY, TEXAS
STATEMENT OF
Receipts, Disbursements, Electronic Funds Transfers, Payroll, Interfund Transfers, Adjustments, and Time Investments
of County Funds Managed by County Treasurer**

For the Period Ended July 31, 2015

FY2014-2015 For Current Account Period	Cash Balance as of 06.30.2015	Receipts	Disbursements	Electronic Fund Transfers	Payroll	Total Disbursements	Interfund Allocations In	Interfund Allocations Out	FY2015 Adjustments	FY2014 YE Adjustments	Cash Balances as of 07.31.2015	Time Investments	Adjusted Cash Balance as of 07.31.2015	FY2014-2015 For Current Account Period
TRUST and AGENCY														TRUST and AGENCY
F22 Criminal Justice	31,893.52	30,849.39		61,288.87		61,288.87					1,454.04		1,454.04	F22 Criminal Justice
F27 Waste Water	560.00	200.00	480.00			480.00					280.00		280.00	F27 Waste Water
F80 County Attorney Hot Check	15,816.30	4,342.01	6,204.98			6,204.98					13,953.33		13,953.33	F80 County Attorney Hot Check
F89 McDermott (PML)	142,384.31	24.51				0.00					142,408.82		142,408.82	F89 McDermott (PML)
F92 Breiten (PML)	213,250.51	36.62	1,499.92			1,499.92					211,787.21		211,787.21	F92 Breiten (PML)
F85 Justice Of Peace 1	47,297.01	24,453.15	30,970.61			30,970.61					40,779.55		40,779.55	F85 Justice Of Peace 1
F86 Justice Of Peace 2	30,317.57	19,267.25	29,801.30			29,801.30					19,783.52		19,783.52	F86 Justice Of Peace 2
F83 Appellate Judicial Resolution	220.62	320.01				0.00					540.63		540.63	F83 Appellate Judicial Resolution
F84 Alternative Dispute Resolution	557.19	880.00				0.00					1,437.19		1,437.19	F84 Alternative Dispute Resolution
F90 Unclaimed Monies	54,211.45					0.00					54,211.45		54,211.45	F90 Unclaimed Monies
F94 County Clerk Operating	47,464.48	47,276.96	46,414.48			46,414.48					48,326.96		48,326.96	F94 County Clerk Operating
F95 District Clerk Operating	66,443.90	20,917.28	40,217.07			40,217.07					47,144.11		47,144.11	F95 District Clerk Operating
F99 Light Up The Block	0.00					0.00					0.00		0.00	F99 Light Up The Block
Sub-Totals Trust and Agency	650,416.86	148,567.18	155,588.36	61,288.87	0.00	216,877.23	0.00	0.00	0.00	0.00	582,106.81	0.00	582,106.81	Sub-Totals Trust and Agency
TOTALS ALL FUNDS	18,530,454.23	1,178,206.63	1,486,112.21	269,606.59	490,534.88	2,246,253.68	0.00	0.00	0.00	0.00	17,462,407.18	5,050,000.00	12,412,407.18	TOTALS ALL FUNDS



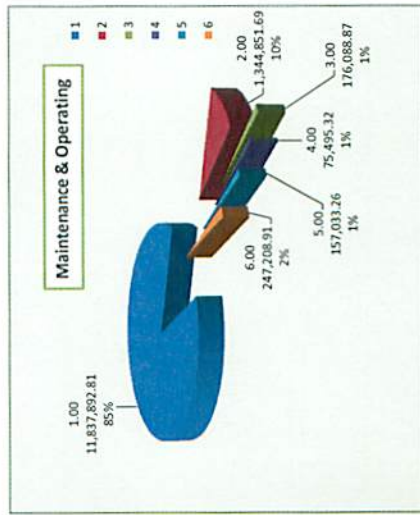
FY2014-2015
GILLESPIE COUNTY, TEXAS
STATEMENT OF
Receipts, Disbursements, Electronic Funds Transfers, Payroll, Interfund Transfers, Adjustments, and Time Investments
of County Funds Managed by County Treasurer

Fiscal Year to Date as of Period Ended July 31, 2015

FY2014-2015 Fiscal Year to Date as of Period Ended	Cash Balance as of 09.30.2014	Receipts	Disbursements	Electronic Fund Transfers	Payroll	Total Disbursements	Interfund Allocations In	Interfund Allocations Out	FY2015 Adjustments	FY2014 YE Adjustments	Cash Balances as of 07.31.2015	Time Investments	Adjusted Cash Balance as of 07.31.2015	FY2014-2015 Fiscal Year to Date as of Period Ended
GENERAL and ROAD & BRIDGE ... Maintenance & Operating Funds														GENERAL and ROAD & BRIDGE ... Maintenance & Operating Funds
F10 General	9,427,917.73	13,545,399.24	6,302,454.35	2,176,426.14	2,656,417.67	11,135,298.16					11,837,892.81	5,050,000.00	6,787,892.81	F10 General
Road & Bridge Funds														Road & Bridge Funds
F15 County Wide	378,620.01	2,404,771.54	102,131.84		22,408.02	124,539.86		1,314,000.00			1,344,851.69		1,344,851.69	F15 County Wide
F16 Precinct No 1	241,992.22	212.79	238,281.32		159,834.82	398,116.14	332,000.00				176,088.87		176,088.87	F16 Precinct No 1
F17 Precinct No 2	250,708.69	6,900.52	271,627.81		162,466.08	434,113.89	252,000.00				75,495.32		75,495.32	F17 Precinct No 2
F18 Precinct No 3	143,588.42	95.22	226,626.26		184,024.12	410,650.38	424,000.00				157,033.26		157,033.26	F18 Precinct No 3
F19 Precinct No 4	228,958.64	1,028.00	144,850.03		143,937.70	288,787.73	306,000.00				247,208.91		247,208.91	F19 Precinct No 4
Sub-Total F15-8	1,243,927.96	2,413,008.07	963,517.26	0.00	672,600.74	1,656,208.00	1,314,000.00	1,314,000.00	0.00	0.00	2,000,678.06	0.00	2,000,678.06	Sub-Total F15-8
Sub-Totals General / Road & Bridge ... Maintenance & Operating Funds	10,671,669.71	15,958,407.31	7,285,971.61	2,176,426.14	3,325,108.41	12,791,506.16	1,314,000.00	1,314,000.00	0.00	0.00	13,838,570.86	5,050,000.00	8,788,570.86	Sub-Totals General / Road & Bridge ... Maintenance & Operating Funds

**Maintenance & Operating
Cash Balances by Fund
As of July 31, 2015**

11,837,892.81	General Fund
1,344,851.69	F15 County Wide
176,088.87	F16 Precinct No 1
75,495.32	F17 Precinct No 2
157,033.26	F18 Precinct No 3
247,208.91	F19 Precinct No 4
13,838,570.86	



**FY2014-2015
GILLESPIE COUNTY, TEXAS
STATEMENT OF
Receipts, Disbursements, Electronic Funds Transfers, Payroll, Interfund Transfers, Adjustments, and Time Investments
of County Funds Managed by County Treasurer**

Fiscal Year to Date as of Period Ended July 31, 2015

FY2014-2015 Fiscal Year to Date as of Period Ended	Cash Balance as of 09.30.2014	Receipts	Disbursements	Electronic Fund Transfers	Payroll	Total Disbursements	Interfund Allocations In	Interfund Allocations Out	FY2015 Adjustments	FY2014 YE Adjustments	Cash Balances as of 07.31.2015	Time Investments	Adjusted Cash Balance as of 07.31.2015	FY2014-2015 Fiscal Year to Date as of Period Ended
SPECIAL REVENUE														
F20 Law Library	13,480.79	13,237.99	19,163.00			19,163.00					7,555.78		7,555.78	F20 Law Library
F21 Lateral Road Precinct Depts														F21 Lateral Road Precinct Depts
Precinct No 1	0.00	6,633.18				0.00					6,633.18		6,633.18	Precinct No 1
Precinct No 2	0.00	6,633.18	6,633.18			6,633.18					0.00		0.00	Precinct No 2
Precinct No 3	0.00	6,633.18				0.00					6,633.18		6,633.18	Precinct No 3
Precinct No 4	0.00	6,633.18				0.00					6,633.18		6,633.18	Precinct No 4
F24 Probate	26,340.90	2,876.13				0.00					29,217.03		29,217.03	F24 Probate
F25 Court Reporter	236.68	3,347.63	2,700.00			2,700.00					884.31		884.31	F25 Court Reporter
F28 County Records Mgmt	83,503.81	6,739.55				0.00					90,243.36		90,243.36	F28 County Records Mgmt
F29 County Clerk Records Mgmt	86,517.49	53,838.15	5,322.02		19,485.07	24,807.09					115,548.55		115,548.55	F29 County Clerk Records Mgmt
F30 Sheriff Forfeiture	15,712.92	29,881.31	8,658.34			8,658.34					36,935.89		36,935.89	F30 Sheriff Forfeiture
F93 Sheriff Abandoned Vehicle	1,199.37	1.84				0.00					1,201.21		1,201.21	F93 Sheriff Abandoned Vehicle
F31 Justice Court Bldg Security	27,149.25	1,974.94				0.00					29,124.19		29,124.19	F31 Justice Court Bldg Security
F32 Courthouse Security	12,630.03	13,688.40	991.46		24,710.22	25,701.68					616.75		616.75	F32 Courthouse Security
F34 District Clerk Records Mgmt	5,630.28	1,353.14				0.00					6,983.42		6,983.42	F34 District Clerk Records Mgmt
F35 County & District Courts Technology	13,523.64	2,876.87				0.00					16,400.51		16,400.51	F35 County & District Courts Technology
F36 Occupancy Tax	447,100.78	436,534.82	375,557.60			375,557.60					508,078.00		508,078.00	F36 Occupancy Tax
F37 Pretrial Intervention	123,025.71					0.00					123,025.71		123,025.71	F37 Pretrial Intervention
F51 Justice Court Technology	102,554.58	7,971.82				0.00					110,526.40		110,526.40	F51 Justice Court Technology
F72 Airport Operating	598,769.47	176,791.38	38,525.98	18,643.00	58,928.90	116,097.88					659,462.97		659,462.97	F72 Airport Operating
F78 LEOSE - Sheriff	2,058.58	3,057.70				0.00					5,116.28		5,116.28	F78 LEOSE - Sheriff
F79 LEOSE - Constable 1	7,379.00	659.15				0.00					8,038.15		8,038.15	F79 LEOSE - Constable 1
F82 LEOSE - Constable 2	6,105.88	659.15	780.55			780.55					5,984.48		5,984.48	F82 LEOSE - Constable 2
F81 Tax Assessor-M V I	106.75					0.00					106.75		106.75	F81 Tax Assessor-M V I
F40 Sheriff Equitable Sharing	1,200.17	1.50				0.00					1,201.67		1,201.67	F40 Sheriff Equitable Sharing
Sub-Totals Special Revenue	1,574,226.08	782,024.19	458,332.13	18,643.00	103,124.19	580,099.32	0.00	0.00	0.00	0.00	1,776,150.95	0.00	1,776,150.95	Sub-Totals Special Revenue

**FY2014-2015
GILLESPIE COUNTY, TEXAS
STATEMENT OF
Receipts, Disbursements, Electronic Funds Transfers, Payroll, Interfund Transfers, Adjustments, and Time Investments
of County Funds Managed by County Treasurer**

Fiscal Year to Date as of Period Ended July 31, 2015

FY2014-2015 Fiscal Year to Date as of Period Ended	Cash Balance as of 09.30.2014	Receipts	Disbursements	Electronic Fund Transfers	Payroll	Total Disbursements	Interfund Allocations In	Interfund Allocations Out	FY2015 Adjustments	FY2014 YE Adjustments	Cash Balances as of 07.31.2015	Time Investments	Adjusted Cash Balance as of 07.31.2015	FY2014-2015 Fiscal Year to Date as of Period Ended
--	--	----------	---------------	------------------------------	---------	------------------------	--------------------------------	---------------------------------	-----------------------	-----------------------------	---	---------------------	---	--

SPECIAL REVENUE ... GRANTS														
F11 Grants ... General - Energy Efficiency	0.00					0.00					0.00		0.00	F11 Grants ... General - Energy Efficiency
F11 Grants ... Law Enforcement, Emergency Services P25 Compliant Radio	75,248.14					0.00					75,248.14		75,248.14	F11 Grants ... Law Enforcement, Emergency Services P25 Compliant Radio
F54 PML ... Loan Star Grant	258.39					0.00					258.39		258.39	F54 PML ... Loan Star Grant
F54 PML ... PAC-HUG Grant	211.40					0.00					211.40		211.40	F54 PML ... PAC-HUG Grant
F71 Airport Capital Project Grant	15.18					0.00					15.18		15.18	F71 Airport Capital Project Grant
Sub-Totals Special Revenue .. Grants	75,733.11	0.00	0.00	0.00	0.00	0.00	0.00	0.00	0.00	0.00	75,733.11	0.00	75,733.11	Sub-Totals Special Revenue ... Grants

CERTIFICATES OF OBLIGATION BONDS and GENERAL OBLIGATION BONDS ... Project Operating Accounts														
F61 GOB Series 2013 ... Jail Project	5,249,856.00	21,512.25	4,527,370.75			4,527,370.75					743,997.50		743,997.50	F61 GOB Series 2013 ... Jail Project
Sub-Totals COB ... GOB Operating	5,249,856.00	21,512.25	4,527,370.75	0.00	0.00	4,527,370.75	0.00	0.00	0.00	0.00	743,997.50	0.00	743,997.50	Sub-Totals COB ... GOB Operating

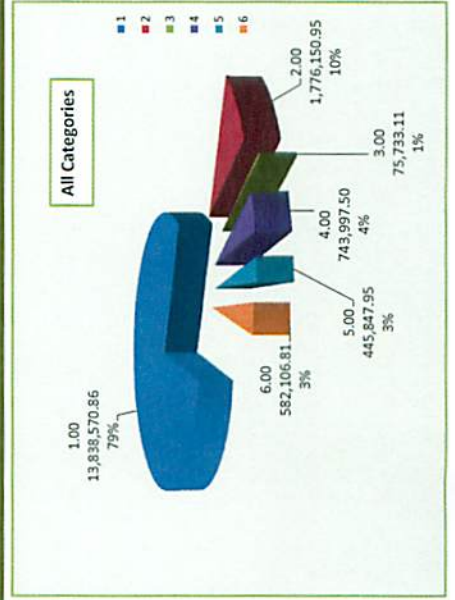
CERTIFICATES OF OBLIGATION BONDS and GENERAL OBLIGATION BONDS ... Interest & Sinking Accounts														
F62 GOB Series 2013 ... Interest & Sinking	166,733.10	1,002,579.73		778,325.00		778,325.00					410,987.83		410,987.83	F62 GOB Series 2013 ... Interest & Sinking
F53 COB Series 2001 / GOB Refunding Series 2013 ... Interest & Sinking	30,914.07	170,116.05	750.00	165,420.00		166,170.00					34,860.12		34,860.12	F53 COB Series 2001 / GOB Refunding Series 2013 ... Interest & Sinking
Sub-Totals COB ... GOB I&S	217,647.17	1,172,695.78	750.00	943,745.00	0.00	944,495.00	0.00	0.00	0.00	0.00	445,847.95	0.00	445,847.95	Sub-Totals COB ... GOB I&S

**FY2014-2015
GILLESPIE COUNTY, TEXAS
STATEMENT OF
Receipts, Disbursements, Electronic Funds Transfers, Payroll, Interfund Transfers, Adjustments, and Time Investments
of County Funds Managed by County Treasurer**

Fiscal Year to Date as of Period Ended July 31, 2015

FY2014-2015 Fiscal Year to Date as of Period Ended 09.30.2014	Cash Balance as of 09.30.2014	Receipts	Disbursements	Electronic Fund Transfers	Payroll	Total Disbursements	Interfund Allocations In	Interfund Allocations Out	FY2015 Adjustments	FY2014 YE Adjustments	Cash Balances as of 07.31.2015	Time Investments	Adjusted Cash Balance as of 07.31.2015	FY2014-2015 Fiscal Year to Date as of Period Ended
TRUST and AGENCY														
F22 Criminal Justice	56,439.35	240,034.19	1,052.96	293,966.54		295,019.50					1,454.04		1,454.04	F22 Criminal Justice
F27 Waste Water	610.00	1,440.00	1,770.00			1,770.00					280.00		280.00	F27 Waste Water
F80 County Attorney Hot Check	11,142.69	33,414.21	30,603.57			30,603.57					13,953.33		13,953.33	F80 County Attorney Hot Check
F89 McDermott (PML)	144,339.67	219.52	2,150.37			2,150.37					142,408.82		142,408.82	F89 McDermott (PML)
F92 Breiten (PML)	213,777.98	329.48	2,320.25			2,320.25					211,787.21		211,787.21	F92 Breiten (PML)
F85 Justice Of Peace 1	36,196.17	180,155.47	175,572.09			175,572.09					40,779.55		40,779.55	F85 Justice Of Peace 1
F86 Justice Of Peace 2	25,655.83	245,014.58	250,886.89			250,886.89					19,783.52		19,783.52	F86 Justice Of Peace 2
F83 Appellate Judicial Resolution	703.81	1,891.32	2,054.50			2,054.50					540.63		540.63	F83 Appellate Judicial Resolution
F84 Alternative Dispute Resolution	720.00	4,931.11	4,213.92			4,213.92					1,437.19		1,437.19	F84 Alternative Dispute Resolution
F90 Unclaimed Monies	55,949.27	43,947.02	1,737.82			1,737.82					54,211.45		54,211.45	F90 Unclaimed Monies
F94 County Clerk Operating	86,979.66	178,614.55	414,875.95			414,875.95					48,326.96		48,326.96	F94 County Clerk Operating
F95 District Clerk Operating	3.48	178,614.55	218,450.10			218,450.10					47,144.11		47,144.11	F95 District Clerk Operating
F99 Light Up The Block	3.48		3.48			3.48					0.00		0.00	F99 Light Up The Block
Sub-Totals Trust and Agency	676,464.93	1,305,300.32	1,105,691.90	293,966.54	0.00	1,399,658.44	0.00	0.00	0.00	0.00	582,106.81	0.00	582,106.81	Sub-Totals Trust and Agency

TOTALS ALL FUNDS	18,465,697.00	19,239,939.85	13,378,116.39	3,432,780.68	3,432,232.60	20,243,129.67	1,314,000.00	1,314,000.00	0.00	0.00	17,462,407.18	5,050,000.00	12,412,407.18	TOTALS ALL FUNDS
-----------------------------	----------------------	----------------------	----------------------	---------------------	---------------------	----------------------	---------------------	---------------------	-------------	-------------	----------------------	---------------------	----------------------	-----------------------------



**FY2014-2015
GILLESPIE COUNTY, TEXAS
STATEMENT OF
Fund Cash/ Investment Balances of All County Funds Managed By County Treasurer**

FUND DESCRIPTION ACTIVE FUNDS		FY2015	FY2014	FY2013	FY2012	FY2011	FY2010	FY2009	FY2008	FY2007	FY2006	FY2005
As of 07.31.2015						As Of Fiscal Year Ending Date						
GENERAL and ROAD & BRIDGE Maintenance & Operating												
F10	General Fund											
	All Departments	11,837,892.81	9,427,791.73	7,929,967.87	6,382,410.44	7,099,577.50	8,058,141.42	9,262,263.41	8,857,295.99	7,871,493.01	6,391,051.39	4,764,571.70
	Road & Bridge											
F15	County Wide	1,344,851.69	378,620.01	285,411.34	269,007.62	247,933.84	231,323.63	415,645.89	590,087.10	266,135.87	214,879.76	325,631.63
F16	Precinct No 1	176,088.87	241,992.22	241,285.37	245,176.66	314,264.01	419,950.01	310,192.73	159,578.97	288,106.85	214,159.86	146,948.45
F17	Precinct No 2	75,495.32	250,708.69	263,049.77	258,790.65	290,025.28	437,336.83	225,655.61	238,217.17	214,371.88	129,291.12	143,620.74
F18	Precinct No 3	157,033.26	143,588.42	266,091.82	255,513.57	302,798.14	356,974.50	189,553.20	94,153.92	261,697.98	131,482.78	89,710.29
F19	Precinct No 4	247,208.91	228,968.64	296,509.28	242,510.97	296,473.77	334,265.94	297,466.40	205,119.63	294,441.60	144,424.27	87,076.99
	Road & Bridge Sub-Totals	2,000,678.05	1,243,877.98	1,352,347.58	1,270,999.47	1,451,495.04	1,779,850.91	1,438,513.83	1,287,156.79	1,324,754.18	834,237.79	792,988.10
	Sub-Totals General and Road & Bridge Maintenance & Operating	13,838,570.86	10,671,669.71	9,282,315.45	7,653,409.91	8,551,072.54	9,837,992.33	10,700,777.24	10,144,452.78	9,196,247.19	7,225,289.18	5,557,559.80

FY2014-2015
GILLESPIE COUNTY, TEXAS
STATEMENT OF
Fund Cash/ Investment Balances of All County Funds Managed By County Treasurer

FUND DESCRIPTION ACTIVE FUNDS		FY2015	FY2014	FY2013	FY2012	FY2011	FY2010	FY2009	FY2008	FY2007	FY2006	FY2005	
		As of 07.31.2015						As Of Fiscal Year Ending Date					
SPECIAL REVENUE													
F20	Law Library	7,555.78	13,480.79	22,378.86	28,338.91	39,192.23	43,400.98	41,852.55	42,419.59	40,079.68	36,066.66	31,284.42	
F21	Lateral Road Precinct Depts								31,328.62	18,897.94	0.00	12,377.05	
	Precinct No 1	6,633.18	0.00	0.00	0.00	0.00	0.00	0.00					
	Precinct No 2	0.00	0.00	0.00	0.00	0.00	0.00	0.00					
	Precinct No 3	6,633.18	0.00	0.00	0.00	0.00	0.00	0.00					
	Precinct No 4	6,633.18	0.00	0.00	0.00	0.00	0.00	0.00					
F24	Probate Training	29,217.03	26,340.90	23,622.04	19,141.40	16,237.87	12,211.95	9,105.91	5,897.08	3,645.71	3,765.83	3,195.83	
F25	Court Reporter Service	884.31	236.88	2,457.15	772.43	531.72	3,586.72	3,925.99	4,749.95	4,047.90	5,121.28	5,477.58	
F28	County Records Mgt	90,243.36	83,503.81	75,768.96	68,085.54	60,798.05	85,746.02	83,499.27	78,601.53	67,393.03	58,717.22	51,017.76	
F29	County Clerk Rcds Mgt	115,548.55	86,517.49	60,025.77	49,201.97	50,654.52	68,198.97	73,472.48	70,443.27	82,242.00	72,150.57	72,669.38	
F30	Sheriff Forfeiture	36,935.89	15,712.92	15,899.44	11,441.71	7,858.55	9,611.45	9,686.21	7,929.49	7,672.56	7,249.58	5,649.05	
F97	Sheriff Abandoned Vehicle	1,201.21	1,199.37	1,197.57	1,195.50	1,193.43	1,191.12	1,188.59					
F31	Justice Court Bldg Security	29,124.19	27,149.25	24,171.38	21,074.90	18,274.01	14,515.70	10,916.77	7,584.19	4,002.12	1,179.63		
F32	Courthouse Security	616.75	12,630.03	44,053.70	71,743.76	102,026.09	130,994.24	144,526.10	135,480.79	121,098.83	107,026.56	97,568.68	
F34	Distist Clerk Records Mgmt	6,983.42	5,630.28	5,335.50	3,698.05	5,990.38	4,439.59	2,786.99	1,052.78	1,379.12	3,360.24	2,440.00	
F35	County & District Courts Technology	16,400.51	13,523.64	11,667.87	8,337.60	5,132.39	1,816.93						
F36	Occupacy Tax	508,078.00	447,100.78	390,614.91	338,673.95	308,813.75	320,237.64	317,065.36	247,888.90	119,121.10	0.00		
F37	Pretrial Intervention	123,025.71	123,025.71	122,525.71	114,790.71	66,662.71	28,926.64	13,800.00	7,300.00				
F51	Justice Court Technology	110,526.40	102,554.58	90,599.26	78,070.58	74,024.21	58,891.29	45,290.75	33,688.80	21,166.16	9,714.42	4,805.84	
F72	Airport Operating	659,462.97	598,769.47	573,788.08	89,165.48	23,728.30	11,341.82	73,880.94	31,324.65	16,738.96	39,251.50	24,529.76	
F78	LEOSE-Sheriff	5,116.28	2,058.58	0.00	1,126.08	4,026.08	2,976.21	7,014.12	5,446.60	4,467.33	3,818.12	2,074.71	
F79	LEOSE-Constable 1	8,038.15	7,379.00	6,728.73	6,728.73	6,748.73	6,086.06	5,498.36	4,837.67	4,167.79	3,560.06	2,890.67	
F82	LEOSE-Constable 2	5,984.48	6,105.88	5,455.61	5,455.61	5,455.61	5,537.84	5,421.92	4,761.23	4,091.35	3,785.87	3,116.48	
F81	Tax Assessor M V I	106.75	106.75	106.75	106.75	95.92	73.66	73.66	0.00	2,290.79	2,178.41	1,833.73	
F40	Sheriff Equitable Sharing	1,201.67	1,200.17										
	Sub-Totals												
	Special Revenue	1,776,150.95	1,574,226.08	1,476,397.29	917,149.66	797,444.55	809,784.83	849,005.97	720,735.14	522,502.37	356,945.95	320,930.94	

**FY2014-2015
GILLESPIE COUNTY, TEXAS
STATEMENT OF
Fund Cash/ Investment Balances of All County Funds Managed By County Treasurer**

FUND DESCRIPTION ACTIVE FUNDS	FY2015	FY2014	FY2013	FY2012	FY2011	FY2010	FY2009	FY2008	FY2007	FY2006	FY2005
----------------------------------	--------	--------	--------	--------	--------	--------	--------	--------	--------	--------	--------

As of 07.31.2015

As Of Fiscal Year Ending Date

SPECIAL REVENUE ... GRANTS												
F11	Grants ... General - Energy Efficiency	0.00	0.00	0.00	0.00	38.98						
F11	Grants ... Law Enforcement, Emergency Services P25 Compliant Radio	75,248.14	75,248.14	(78,346.14)	0.00							
F54	PML...Loan Star Grant	258.39	258.39	258.39	258.39	258.39	254.04	345.29	522.91	293.50	65.12	28.36
F54	PML...PAC-HUG Grant	211.40	211.40	211.40	211.40	211.40	211.40	211.06	209.40	6,634.72	6,307.45	
F71	Airport Capital Project Grant	15.18	15.18	11,795.25								
Sub-Totals												
Special Revenue ... Grants		75,733.11	75,733.11	(66,081.10)	469.79	508.77	465.44	556.35	732.31	6,928.22	6,372.57	28.36

CERTIFICATES OF OBLIGATION BONDS and GENERAL OBLIGATION BONDS Operating Accounts												
F61	GOB Series 2013 ... Jail Project	743,997.50	5,249,856.00	13,952,401.46								
Sub-Totals												
COB ... GOB Operating		743,997.50	5,249,856.00	13,952,401.46	0.00	0.00	0.00	0.00	0.00	0.00	0.00	0.00

CERTIFICATES OF OBLIGATION BONDS and GENERAL OBLIGATION BONDS Interest & Sinking Accounts												
F62	GOB Series 2013 ... Interest & Sinking	410,987.83	186,733.10	33,431.94								
F53	COB Series 2001 / GOB Refunding Series 2013 ... Interest & Sinking	34,860.12	30,914.07	37,851.74	30,199.42	28,061.84	2,624.28	8,069.04	82,110.37	95,558.09	31,073.48	23,260.33
Sub-Totals												
COB ... GOB I&S		445,847.95	217,647.17	71,283.68	30,199.42	28,061.84	2,624.28	8,069.04	82,110.37	95,558.09	31,073.48	23,260.33

FY2014-2015
GILLESPIE COUNTY, TEXAS
STATEMENT OF
Fund Cash/ Investment Balances of All County Funds Managed By County Treasurer

FUND DESCRIPTION ACTIVE FUNDS		FY2015	FY2014	FY2013	FY2012	FY2011	FY2010	FY2009	FY2008	FY2007	FY2006	FY2005	
		As of 07.31.2015					As Of Fiscal Year Ending Date						
TRUST and AGENCY													
F22	Criminal Justice	1,454.04	56,439.35	62,059.07	51,843.04	61,241.11	72,063.98	65,435.27	86,647.15	71,204.17	56,514.01	47,492.20	
F27	Waste Water	280.00	610.00	500.00	660.00	450.00	630.00	590.00	910.00	300.00	2,500.00	1,090.00	
F80	Co Attorney Hot Check	13,953.33	11,142.69	17,676.23	21,388.16	14,191.24	6,555.71	23,288.36	13,177.74	8,791.79	9,641.14	9,240.53	
F89	McDermott	142,408.82	144,339.67	145,002.86	144,748.09	155,460.28	157,606.59	157,267.26	155,991.94	150,937.08	143,185.65	138,423.71	
F92	Breiten	211,787.21	213,777.98	232,518.32	242,104.78	263,175.02	295,903.52	295,266.14	292,871.78	283,381.35	374,330.42	416,034.73	
F85	Justice Peace No 1	40,779.55	36,196.17	38,870.87	32,802.78	31,544.44	42,704.30	27,861.46	32,606.50	31,714.74	31,364.72	20,388.07	
F86	Justice Peace No 2	19,783.52	25,655.83	23,579.31	23,495.92	25,400.31	30,650.37	26,998.27	29,161.96	34,657.77	22,634.54	22,782.46	
F83	Appellate Judicial	540.63	703.81	1,315.45	1,354.03	1,180.92	1,181.94	1,075.75	1,547.53	1,154.53	1,161.47	819.50	
F84	Alternative Dispute	1,437.19	720.00	1,796.86	1,493.98	2,087.71	1,840.22	1,664.85	1,697.66	2,052.55	2,024.68	6,530.00	
F90	Unclaimed Monies	54,211.45	55,949.27	50,746.77	48,698.94	47,544.20	47,757.66	46,394.14	43,344.41	36,840.41	5,213.28	4,961.20	
F94	County Clerk Operating	48,326.96	43,947.02	33,039.61	38,409.66	32,375.08	41,376.98						
F95	District Clerk Operating	47,144.11	86,979.66	41,113.16	41,651.53	48,532.38	47,975.16						
F99	Light Up The Block	0.00	3.48	3.48	3.48	3.48	3.48	73.05	90.54	47.76	0.00	0.00	
Sub-Totals Trust & Agency		582,106.81	676,464.93	648,221.99	648,654.39	683,186.17	746,249.91	645,914.55	658,047.21	621,082.15	648,569.91	667,762.40	
TOTALS ALL ACTIVE FUNDS		17,462,407.18	18,465,597.00	25,364,538.77	9,249,883.17	10,060,273.87	11,397,116.79	12,204,323.15	11,606,077.81	10,442,318.02	8,268,251.09	6,569,541.83	
		FY2015 As of 07.31.2015	FY2014	FY2013	FY2012	FY2011	FY2010	FY2009	FY2008	FY2007	FY2006	FY2005 As Of Fiscal Year Ending Date	

FY2014-2015
GILLESPIE COUNTY, TEXAS
STATEMENT OF
Fund Cash/ Investment Balances of All County Funds Managed By County Treasurer

FUND DESCRIPTION INACTIVE FUNDS	FY2015	FY2014	FY2013	FY2012	FY2011	FY2010	FY2009	FY2008	FY2007	FY2006	FY2005
------------------------------------	--------	--------	--------	--------	--------	--------	--------	--------	--------	--------	--------

As of 07.31.2015

As Of Fiscal Year Ending Date

INACTIVE FUNDS													
F87	Flora Eckert				0.00	0.00	2,633.35	4,511.42	6,484.28	6,274.17	5,951.99	5,682.06	
F49	Homeland Security (2)					0.00	0.00	0.00	0.00	0.00	0.00	0.00	
F50	Homeland Security					0.00	0.00	0.00	0.00	0.00	100.00	0.00	
F88	Krikorian					0.00	0.00	28,000.00	26,700.71	25,835.51	25,117.93	24,942.10	
F38	Intoxication/Drug Court					0.00	0.00	0.00	869.40				
F33	Graffiti Eradication					0.00	0.00	0.00	0.00	0.00	0.00	0.00	
F52	COB Series 2001					0.00	0.00	0.00	0.00	0.00	0.00	0.00	
F--	County Court Records Archive...							0.00	0.00	0.00	0.00	0.00	
F55	TIF Grant												
F56	1997 TCHCA-Fbg												
F74	Airport Economic												
F60	Post Office Certificates												
F26	Historical Commission												
F57	Harper-1996TCDP												
F58	Stonewall Grant #2												
F59	Stonewall Grant #1												
F91	DWI Educational												
F73	Airport Master												
F14	Internal Inventory												
TOTALS								2,633.35	32,511.42	34,054.39	32,109.68	31,169.92	30,624.16
ALL INACTIVE FUNDS		0.00	0.00	0.00	0.00	0.00	2,633.35	32,511.42	34,054.39	32,109.68	31,169.92	30,624.16	

TOTALS												
ALL FUNDS	17,462,407.18	18,465,597.00	25,364,538.77	9,249,883.17	10,060,273.87	11,399,750.14	12,236,834.57	11,640,132.20	10,474,427.70	8,299,421.01	6,600,165.99	
	FY2015	FY2014	FY2013	FY2012	FY2011	FY2010	FY2009	FY2008	FY2007	FY2006	FY2005	
	As of 07.31.2015					As Of Fiscal Year Ending Date						

FY2014-2015
GILLESPIE COUNTY, TEXAS
STATEMENT OF
Maintenance & Operating Accounts

	FY2015 as of 07.31.2015	FY2014	FY2013	FY2012	FY2011	FY2010	FY2009	FY2008	FY2007	FY2006	FY2005	FY2004
	As Of Fiscal Year Ending Date											
GENERAL and ROAD & BRIDGE Maintenance & Operating	Revenues Inclusive Interfund Allocations											
General M&O												
F10 General Fund	13,545,399.24	12,755,375.08	12,660,309.58	10,657,906.95	10,270,640.00	10,012,774.28	10,028,550.21	9,924,012.18	9,490,558.36	8,835,351.86	7,552,137.53	6,694,818.95
General Fund Over(Under) Prior Period	790,024.16	95,065.50	2,002,402.63	387,266.95	257,865.72	(15,775.93)	104,538.03	433,453.82	655,206.50	1,283,214.33	857,318.58	
General Fund Cumulative Change for Periods Shown	6,850,580.29	6,060,556.13	5,965,490.63	3,963,088.00	3,575,821.05	3,317,955.33	3,333,731.26	3,229,193.23	2,795,739.41	2,140,532.91	857,318.58	
Road & Bridge M&O												
F15 County Wide	2,404,771.54	2,340,392.13	2,406,186.26	2,332,689.79	2,238,480.99	2,655,743.60	2,455,013.90	2,407,977.22	1,729,457.34	1,503,999.95	1,460,739.18	1,803,469.90
F16 Precinct No 1	332,212.79	562,311.15	535,823.96	495,287.80	435,659.70	744,672.18	777,666.49	466,454.42	389,503.85	464,726.41	353,441.58	363,007.70
F17 Precinct No 2	258,900.52	470,090.32	458,483.76	393,971.07	360,599.55	696,129.62	488,100.77	437,920.95	414,722.93	340,778.11	382,243.78	249,193.16
F18 Precinct No 3	424,095.22	653,606.04	774,237.93	893,200.46	815,249.25	827,083.23	773,976.99	580,570.58	415,908.20	451,128.21	381,907.46	446,687.99
F19 Precinct No 4	<u>307,025.00</u>	<u>444,169.11</u>	<u>503,497.57</u>	<u>395,510.13</u>	<u>490,546.26</u>	<u>554,193.35</u>	<u>558,733.58</u>	<u>486,036.38</u>	<u>388,009.34</u>	<u>303,825.82</u>	<u>350,971.44</u>	<u>248,722.06</u>
Sub-Total R&B	3,727,005.07	4,470,568.75	4,678,229.48	4,510,659.25	4,340,535.75	5,477,821.98	5,053,491.73	4,378,959.55	3,337,601.66	3,064,458.50	2,929,303.44	3,111,080.81
Road & Bridge Over(Under) Prior Period	(743,563.68)	(207,660.73)	167,570.23	170,123.50	(1,137,286.23)	424,330.25	674,532.18	1,041,357.89	273,143.16	135,155.06	(181,777.37)	
Road & Bridge Cumulative Change for Periods Shown	615,924.26	1,359,487.94	1,567,148.67	1,399,578.44	1,229,454.94	2,366,741.17	1,942,410.92	1,267,878.74	226,520.85	(46,622.31)	(181,777.37)	
Overall Totals												
General / Road & Bridge M&O	17,272,404.31	17,225,943.83	17,338,539.06	15,168,566.20	14,611,175.75	15,490,596.26	15,082,041.94	14,302,971.73	12,828,160.02	11,899,810.36	10,481,440.97	9,805,899.76
Overall Over(Under) Prior Period	46,460.48	(112,595.23)	2,169,972.86	557,390.45	(879,420.51)	408,554.32	779,070.21	1,474,811.71	928,349.66	1,418,369.39	675,541.21	
Overall Cumulative Change for Periods Shown	7,466,504.55	7,420,044.07	7,532,639.30	5,362,666.44	4,805,275.99	5,684,696.50	5,276,142.18	4,497,071.97	3,022,260.26	2,093,910.60	675,541.21	

FY2014-2015
GILLESPIE COUNTY, TEXAS
STATEMENT OF
Maintenance & Operating Accounts

	FY2015 as of 07.31.2015	FY2014	FY2013	FY2012	FY2011	FY2010	FY2009	FY2008	FY2007	FY2006	FY2005	FY2004
	As Of Fiscal Year Ending Date											
GENERAL and ROAD & BRIDGE Maintenance & Operating	Expenditures Inclusive Interfund Allocations and Adjustments											
General M&O												
F10 General Fund	11,135,298.16	11,257,551.22	11,112,752.15	11,375,074.01	11,229,203.92	11,216,896.27	9,623,582.79	8,938,209.20	8,010,116.74	7,208,872.17	7,187,414.03	6,314,580.06
General Fund Over/(Under) Prior Period	(122,253.06)	144,799.07	(262,321.86)	145,870.09	12,307.65	1,593,313.48	685,373.59	928,092.46	801,244.57	21,458.14	872,833.97	
General Fund Cumulative Change for Periods Shown	4,820,718.10	4,942,971.16	4,798,172.09	5,060,493.95	4,914,623.86	4,902,316.21	3,309,002.73	2,623,629.14	1,695,536.68	894,292.11	872,833.97	
Road & Bridge M&O												
F15 County Wide	1,438,539.86	2,247,183.46	2,389,782.54	2,311,616.01	2,221,870.78	2,840,065.86	2,629,455.11	2,084,025.99	1,678,201.23	1,614,751.82	1,644,613.21	1,436,802.68
F16 Precinct No 1	398,116.14	561,604.30	539,715.25	564,375.15	541,345.70	634,914.90	627,052.73	594,982.30	315,556.86	397,515.00	365,672.92	340,012.45
F17 Precinct No 2	434,113.89	482,431.40	454,224.64	425,205.70	507,911.10	484,448.40	500,662.33	414,075.66	329,642.17	355,107.73	325,596.47	313,286.90
F18 Precinct No 3	410,650.38	776,109.44	763,659.68	940,485.03	869,425.61	659,661.93	678,577.71	748,114.64	285,693.00	409,355.72	362,931.51	504,242.39
F19 Precinct No 4	<u>288,787.73</u>	<u>511,709.75</u>	<u>449,499.26</u>	<u>449,472.93</u>	<u>528,338.43</u>	<u>517,393.81</u>	<u>466,386.81</u>	<u>575,358.35</u>	<u>237,992.01</u>	<u>246,478.54</u>	<u>297,748.19</u>	<u>298,140.85</u>
Sub-Total R&B	2,970,208.00	4,579,038.35	4,596,881.37	4,691,154.82	4,668,891.62	5,136,484.90	4,902,134.69	4,416,556.94	2,847,085.27	3,023,208.81	2,996,562.30	2,892,485.27
Road & Bridge Over/(Under) Prior Period	(1,608,830.35)	(17,843.02)	(94,273.45)	22,263.20	(467,593.28)	234,350.21	485,577.75	1,569,471.67	(176,123.54)	26,646.51	104,077.03	
Road & Bridge Cumulative Change for Periods Shown	77,722.73	1,686,553.08	1,704,396.10	1,798,669.55	1,776,406.35	2,243,999.63	2,009,649.42	1,524,071.67	(45,400.00)	130,723.54	104,077.03	
Overall Totals												
General / Road & Bridge M&O	14,105,506.16	15,836,589.57	15,709,633.52	16,066,228.83	15,898,095.54	16,353,381.17	14,525,717.48	13,354,766.14	10,857,202.01	10,232,080.98	10,183,976.33	9,207,065.33
Overall Over/(Under) Prior Period	(1,731,083.41)	126,956.05	(356,595.31)	168,133.29	(455,285.63)	1,827,663.69	1,170,951.34	2,497,564.13	625,121.03	48,104.65	976,911.00	
Overall Cumulative Change for Periods Shown	4,898,440.83	6,629,524.24	6,502,568.19	6,859,163.50	6,691,030.21	7,146,315.84	5,318,652.15	4,147,700.81	1,650,136.68	1,025,015.65	976,911.00	

FY2014-2015
GILLESPIE COUNTY, TEXAS
STATEMENT OF
Maintenance & Operating Accounts

	FY2015 as of 07.31.2015	FY2014	FY2013	FY2012	FY2011	FY2010	FY2009	FY2008	FY2007	FY2006	FY2005	FY2004
	As Of Fiscal Year Ending Date											
GENERAL and ROAD & BRIDGE Maintenance & Operating	Net Change for Periods Shown Revenues Less Expenditures Inclusive Interfund Allocations and Adjustments											
General M&O												
F10 General Fund	2,410,101.08	1,497,823.86	1,547,557.43	(717,167.06)	(958,563.92)	(1,204,121.99)	404,967.42	985,802.98	1,480,441.62	1,626,479.69	364,723.50	380,238.89
General Fund Over/(Under) Prior Period	912,277.22	(49,733.57)	2,264,724.49	241,396.86	245,558.07	(1,609,089.41)	(580,835.56)	(494,638.64)	(146,038.07)	1,261,756.19	(15,515.39)	
General Fund Cumulative Change for Periods Shown	2,029,862.19	1,117,584.97	1,167,318.54	(1,097,405.95)	(1,338,802.81)	(1,584,360.88)	24,728.53	605,564.09	1,100,202.73	1,246,240.80	(15,515.39)	
Road & Bridge M&O												
F15 County Wide	966,231.68	93,208.67	16,403.72	21,073.78	16,610.21	(184,322.26)	(174,441.21)	323,951.23	51,256.11	(110,751.87)	(183,874.03)	366,667.22
F16 Precinct No 1	(65,903.35)	706.85	(3,891.29)	(69,087.35)	(105,686.00)	109,757.28	150,613.76	(128,527.88)	73,946.99	67,211.41	(12,231.34)	22,995.25
F17 Precinct No 2	(175,213.37)	(12,341.08)	4,259.12	(31,234.63)	(147,311.55)	211,681.22	(12,561.56)	23,845.29	85,080.76	(14,329.62)	56,647.31	(64,093.74)
F18 Precinct No 3	13,444.84	(122,503.40)	10,578.25	(47,284.57)	(54,176.36)	167,421.30	95,399.28	(167,544.06)	130,215.20	41,772.49	18,975.95	(57,554.40)
F19 Precinct No 4	<u>18,237.27</u>	<u>(67,540.64)</u>	<u>53,998.31</u>	<u>(53,962.80)</u>	<u>(37,792.17)</u>	<u>36,799.54</u>	<u>92,346.77</u>	<u>(89,321.97)</u>	<u>150,017.33</u>	<u>57,347.28</u>	<u>53,223.25</u>	<u>(49,418.79)</u>
Sub-Total R&B	756,797.07	(108,469.60)	81,348.11	(180,495.57)	(328,355.87)	341,337.08	151,357.04	(37,597.39)	490,516.39	41,249.69	(67,258.86)	218,595.54
Road & Bridge Over/(Under) Prior Period	865,266.67	(189,817.71)	261,843.68	147,860.30	(669,692.95)	189,980.04	188,954.43	(528,113.78)	449,266.70	108,508.55	(285,854.40)	
Road & Bridge Cumulative Change for Periods Shown	538,201.53	(327,065.14)	(137,247.43)	(399,091.11)	(546,951.41)	122,741.54	(67,238.50)	(256,192.93)	271,920.85	(177,345.85)	(285,854.40)	
Overall Totals												
General / Road & Bridge M&O	3,166,898.15	1,389,354.26	1,628,905.54	(897,662.63)	(1,286,919.79)	(862,784.91)	556,324.46	948,205.59	1,970,958.01	1,667,729.38	297,464.64	598,834.43
Overall Over/(Under) Prior Period	1,777,543.89	(239,551.28)	2,526,568.17	389,257.16	(424,134.88)	(1,419,109.37)	(391,881.13)	(1,022,752.42)	303,228.63	1,370,264.74	(301,369.79)	
Overall Cumulative Change for Periods Shown	2,568,063.72	790,519.83	1,030,071.11	(1,496,497.06)	(1,885,754.22)	(1,461,619.34)	(42,509.97)	349,371.16	1,372,123.58	1,068,894.95	(301,369.79)	

FY2014-2015
GILLESPIE COUNTY, TEXAS
STATEMENT OF
Maintenance & Operating Accounts

	FY2015 as of 07.31.2015	FY2014	FY2013	FY2012	FY2011	FY2010	FY2009	FY2008	FY2007	FY2006	FY2005	FY2004
	As Of Fiscal Year Ending Date											
GENERAL and ROAD & BRIDGE Maintenance & Operating												
Cash Balances												
General M&O												
F10 General Fund	11,837,892.81	9,427,791.73	7,929,967.87	6,382,410.44	7,099,577.50	8,058,141.42	9,262,263.41	8,857,295.99	7,871,493.01	6,391,051.39	4,764,571.70	4,399,848.20
General Fund Over/(Under) Prior Period	2,410,101.08	1,497,823.86	1,547,557.43	(717,167.06)	(958,563.92)	(1,204,121.99)	404,967.42	985,802.98	1,480,441.62	1,626,479.69	364,723.50	
General Fund Cumulative Change for Periods Shown	7,438,044.61	5,027,943.53	3,530,119.67	1,982,562.24	2,699,729.30	3,658,293.22	4,862,415.21	4,457,447.79	3,471,644.81	1,991,203.19	364,723.50	
Road & Bridge M&O												
F15 County Wide	1,344,851.69	378,620.01	285,411.34	269,007.62	247,933.84	231,323.63	415,645.89	590,087.10	266,135.87	214,879.76	325,631.63	509,505.66
F16 Precinct No 1	176,088.87	241,992.22	241,285.37	245,176.66	314,264.01	419,950.01	310,192.73	159,578.97	288,106.85	214,159.86	146,948.45	159,179.79
F17 Precinct No 2	75,495.32	250,708.69	263,049.77	258,790.65	290,025.28	437,336.83	225,655.61	238,217.17	214,371.88	129,291.12	143,620.74	86,973.43
F18 Precinct No 3	157,033.26	143,588.42	266,091.82	255,513.57	302,798.14	356,974.50	189,553.20	94,153.92	261,697.98	131,482.78	89,710.29	70,734.34
F19 Precinct No 4	<u>247,205.91</u>	<u>228,968.64</u>	<u>296,509.28</u>	<u>242,510.97</u>	<u>296,473.77</u>	<u>334,265.94</u>	<u>297,466.40</u>	<u>205,119.63</u>	<u>294,441.60</u>	<u>144,424.27</u>	<u>87,076.99</u>	<u>33,853.74</u>
Sub-Total R&B	2,000,675.05	1,243,877.98	1,352,347.58	1,270,999.47	1,451,495.04	1,779,850.91	1,438,513.83	1,287,156.79	1,324,754.18	834,237.79	792,988.10	860,246.96
Road & Bridge Over/(Under) Prior Period	756,797.07	(108,469.60)	81,348.11	(180,495.57)	(328,355.87)	341,337.08	151,357.04	(37,597.39)	490,516.39	41,249.69	(67,258.86)	
Road & Bridge Cumulative Change for Periods Shown	1,140,428.09	383,631.02	492,100.62	410,752.51	591,248.08	919,603.95	578,266.87	426,909.83	464,507.22	(26,009.17)	(67,258.86)	
Overall Totals												
General / Road & Bridge M&O	13,838,567.86	10,671,669.71	9,282,315.45	7,653,409.91	8,551,072.54	9,837,992.33	10,700,777.24	10,144,452.78	9,196,247.19	7,225,289.18	5,557,559.80	5,260,095.16
Overall Over/(Under) Prior Period	3,166,898.15	1,389,354.26	1,628,905.54	(897,662.63)	(1,266,919.79)	(862,784.91)	556,324.46	948,205.59	1,970,958.01	1,667,729.38	297,464.64	
Overall Cumulative Change for Periods Shown	8,578,472.70	5,411,574.55	4,022,220.29	2,393,314.75	3,290,977.38	4,577,897.17	5,440,682.08	4,884,357.62	3,936,152.03	1,965,194.02	297,464.64	

**FY2014-2015
GILLESPIE COUNTY, TEXAS
STATEMENT OF
Fund Cash/Investment Balances of County Funds
Managed by County Treasurer**

Reporting Period for Maintenance & Operating, COB/GOB Operating & I&S, Special Revenue, Special Revenue..Grants, Trust and Agency	FY2015	FY2014	FY2013	FY2012	FY2011	FY2010	FY2009	FY2008	FY2007	FY2006	FY2005	FY2004	FY2003	FY2002	FY2001
October	17,978,164.94	25,230,555.83	8,816,582.93	9,537,288.92	10,782,786.00	11,614,108.61	10,952,885.50	9,958,440.67	7,952,494.30	6,412,175.43	5,710,864.59	5,339,657.00	5,562,776.43	5,033,726.92	4,347,101.24
November	17,265,750.38	24,953,535.22	8,890,316.88	9,228,798.73	10,570,060.92	11,537,538.96	10,498,889.31	10,152,409.10	8,025,261.13	6,492,254.19	5,815,771.82	5,220,602.83	5,513,508.58	4,915,333.89	4,073,098.62
December	18,099,680.09	26,637,026.05	11,373,696.92	10,169,466.12	11,532,479.69	12,910,952.83	11,682,933.59	10,684,794.29	8,972,555.93	7,597,535.16	6,569,101.79	5,773,095.57	6,725,293.46	5,464,922.96	4,553,826.12
January	21,177,485.65	28,516,107.73	13,685,971.08	13,393,446.13	14,318,444.26	15,498,047.87	14,366,261.90	13,481,253.20	11,165,036.24	9,488,659.54	8,523,475.25	7,456,134.19	7,390,382.57	6,921,671.85	5,917,064.54
February	22,683,610.22	29,162,422.51	14,892,438.88	14,337,413.69	15,203,602.68	15,956,038.21	15,735,998.80	14,555,820.37	12,335,852.17	10,433,012.87	9,341,225.17	8,739,837.04	8,067,857.08	7,169,069.03	6,421,291.43
March	21,915,869.23	28,011,622.33	14,353,262.89	13,961,224.66	14,605,425.43	15,787,975.99	15,568,191.69	14,421,603.69	12,279,235.33	10,316,847.09	9,342,261.49	8,166,505.99	7,877,519.02	6,846,516.10	6,255,513.63
April	19,863,672.60	26,965,965.28	14,036,410.76	13,204,240.38	14,182,107.24	14,911,731.87	15,332,630.30	14,171,385.04	12,168,084.51	10,225,221.29	9,153,636.99	7,706,537.20	7,632,850.74	6,879,522.09	6,165,584.41
May	19,534,757.94	25,202,625.86	13,381,534.31	12,853,474.81	13,180,018.23	14,443,624.89	14,826,308.29	13,675,832.00	11,856,634.81	10,019,168.98	9,181,379.67	7,645,857.66	7,396,585.22	6,758,604.54	5,872,305.69
June	18,530,454.23	23,610,769.72	27,806,922.21	11,927,636.15	12,450,284.14	13,583,948.59	14,202,648.08	13,175,542.95	11,508,032.29	9,433,093.74	8,832,285.06	7,186,622.71	7,107,557.40	6,426,986.33	5,398,788.82
July	17,462,407.18	21,673,344.14	26,973,808.70	11,234,719.43	11,652,419.87	13,105,834.49	13,620,954.46	12,336,729.42	11,412,064.22	9,030,022.51	8,376,255.12	6,807,050.38	6,620,898.14	6,217,837.20	4,751,943.98
August	19,928,413.83	25,790,313.41	10,192,089.49	11,033,361.48	12,483,092.82	12,578,256.55	11,932,892.72	10,883,175.64	8,667,571.59	7,898,769.17	6,509,004.74	5,964,701.17	5,922,921.90	4,309,221.50	
September	18,465,597.00	25,364,538.77	9,249,883.17	10,060,273.87	11,399,750.14	12,236,834.57	11,640,132.20	10,474,427.70	8,299,421.01	6,600,165.99	5,886,940.47	5,731,396.90	5,654,746.62	4,084,176.41	
<div style="border: 1px solid black; padding: 2px; width: fit-content; margin: 0 auto;"> GOB Series 2013, Jail Construction Project, bond funding accounted for sudden increase in balance. LL </div>															
FY Monthly Average	19,451,185.25	24,863,165.46	17,113,816.48	11,607,473.47	12,464,271.98	13,602,720.44	13,466,899.42	12,515,569.64	10,752,737.86	8,867,915.28	7,945,432.68	6,869,820.48	6,799,277.23	6,184,321.62	5,179,159.70
Current Reported Month and Fiscal Year To Date															
Over / (Under)															
Same Month Prior Year	(4,210,936.96)														
Prior Fiscal Year End	(1,003,189.82)	(6,898,941.77)	16,114,655.60	(810,390.70)	(1,339,476.27)	(837,084.43)	596,702.37	1,165,704.50	2,175,006.69	1,699,255.02	713,225.52	155,543.57	76,650.28	1,570,570.21	(491,056.48)

FY2014-2015
GILLESPIE COUNTY, TEXAS
STATEMENT OF
Fund Cash/Investment Balances of County Funds
Managed by County Treasurer

	FY1999	FY1998	FY1997	FY1996	FY1995	FY1994	FY1993	FY1992	FY1991	FY1990	FY1989	FY1988	FY1987	FY1986	FY1985	Monthly Average All Years	Reporting Period for Maintenance & Operating, COB/GOB Operating & S, Special Revenue, Grants, Trust and Agency
4,138,349.94	2,865,048.51	2,322,043.99	1,853,442.32	1,554,442.37	1,968,633.68	1,677,992.97	1,738,021.70	1,766,907.01	1,656,979.55	1,478,994.82	1,489,873.32	773,740.58	785,053.51	551,992.07	792,093.37	5,569,297.39	October
3,944,234.24	2,806,697.13	2,287,658.80	1,738,403.49	1,588,939.20	2,054,228.71	1,872,272.98	1,654,926.42	1,867,311.17	1,738,597.34	1,603,024.84	1,422,802.33	793,137.76	666,242.80	494,761.58	623,030.66	5,494,174.19	November
4,285,123.56	3,467,225.42	2,370,460.19	2,015,412.36	1,553,702.23	2,102,455.14	2,004,156.61	1,927,643.72	2,009,086.57	2,071,100.64	1,749,440.24	1,522,220.64	794,004.97	638,401.65	515,396.75	592,516.53	6,076,313.15	December
5,211,901.34	4,747,606.42	3,294,281.32	2,843,260.54	2,472,762.49	2,546,555.58	2,422,956.29	2,234,617.11	2,447,087.69	2,241,349.45	2,187,816.39	1,886,694.05	1,176,726.03	895,393.31	987,264.23	911,641.21	7,413,134.11	January
5,911,367.71	5,322,878.29	3,993,869.93	3,407,005.87	2,960,651.56	2,960,114.57	2,786,604.82	2,577,390.38	2,873,613.36	2,643,751.97	2,515,707.05	2,279,290.31	1,697,770.08	1,530,430.47	1,707,926.04	1,288,936.99	8,112,670.95	February
5,804,576.79	5,276,473.40	3,867,713.74	3,383,796.71	2,916,434.18	2,701,020.25	2,817,055.25	2,446,335.40	2,811,958.62	2,589,632.80	2,424,636.02	2,300,423.71	1,879,466.93	1,572,385.72	1,654,964.77	1,261,996.19	7,916,720.81	March
5,611,303.40	5,147,026.03	3,856,248.10	3,370,510.51	2,844,956.24	2,603,667.16	2,814,731.50	2,446,965.20	2,846,044.26	2,647,946.48	2,446,382.46	2,354,465.13	1,884,438.19	1,647,314.57	1,771,308.72	1,360,124.93	7,685,581.73	April
5,597,496.54	5,145,729.29	3,729,564.69	3,275,787.89	2,651,458.09	2,420,785.62	2,795,038.54	2,614,500.86	2,664,830.17	2,595,986.23	2,402,307.66	2,282,817.61	1,897,795.66	1,472,593.18	1,691,409.95	1,210,356.42	7,428,286.17	May
5,229,130.33	4,895,201.25	3,531,314.01	2,987,283.92	2,535,222.99	2,084,641.35	2,586,555.11	2,371,095.71	2,474,766.80	2,436,392.72	2,319,795.07	2,217,931.41	1,815,598.58	1,439,656.15	1,651,635.17	1,129,347.73	7,512,521.35	June
5,019,100.05	4,695,468.93	3,445,413.11	2,962,321.73	2,375,375.37	2,030,459.33	2,324,665.35	2,086,490.66	2,166,748.69	2,373,369.73	2,247,875.53	2,067,556.08	1,770,363.23	1,314,952.63	1,548,746.47	998,709.28	7,119,480.82	July
4,875,181.07	4,506,722.39	3,369,985.56	2,786,747.61	2,218,481.28	1,819,617.83	2,263,605.13	2,029,973.96	2,078,961.54	2,158,156.49	1,995,891.66	1,950,450.56	1,733,930.99	1,181,205.11	1,466,150.68	824,648.71	6,378,509.89	August
4,575,232.89	4,394,094.37	3,208,449.92	2,590,681.06	2,098,133.77	1,584,937.70	2,069,733.13	1,872,419.95	1,917,213.24	2,014,947.50	1,766,243.49	1,643,269.78	1,541,576.26	770,951.77	839,823.87	671,522.07	5,955,917.19	September

5,016,916.49 4,439,764.29 3,273,083.61 2,767,887.83 2,314,188.31 2,239,759.74 2,369,613.97 2,167,531.76 2,327,045.76 2,264,009.24 2,094,893.19 1,951,484.58 1,479,879.11 1,159,548.41 1,240,115.03 972,077.01

181,138.52 1,185,644.45 617,768.86 492,547.29 513,196.07 (484,795.43) 197,313.18 (44,793.29) (97,734.26) 248,704.01 122,973.71 101,693.52 770,624.49 (68,872.10) 168,301.80

NOTE: Rollback election held April 05, 1986 ... rollback passed

GILLESPIE COUNTY, TEXAS
COUNTY SALES TAX ALLOCATION SUMMARY

March 1988 through FY2015

Period Tax Allocation Received	FY1988	FY1989	FY1990	FY1991	FY1992	FY1993	FY1994	FY1995	FY1996	FY1997	FY1998	FY1999	FY2000	FY2001	FY2002	FY2003	FY2004	FY2005
October	22,614.86	26,581.55	33,537.36	33,537.36	36,692.75	41,801.10	49,891.91	82,743.15	58,486.86	52,039.59	54,937.86	50,951.09	65,241.66	66,865.34	75,743.16	81,976.86	77,478.63	82,681.54
November	43,215.06	44,231.67	43,279.83	43,279.83	50,014.92	55,881.19	64,445.89	64,104.87	61,441.85	62,637.05	66,939.70	74,731.00	69,172.12	86,097.63	88,692.77	87,008.90	94,471.11	103,544.31
December	24,372.61	27,072.59	27,183.79	32,985.97	49,151.47	46,769.97	46,349.36	49,876.22	60,611.06	60,993.07	70,326.26	85,955.47	70,180.00	82,667.48	77,762.13	84,302.14	87,745.88	92,483.12
January	23,143.13	28,570.51	34,896.95	33,040.99	47,672.78	61,026.80	58,115.99	55,693.53	56,392.42	60,499.63	58,712.49	79,145.12	77,326.63	85,504.02	80,508.74	80,680.57	82,483.12	82,483.12
February	55,088.79	55,601.40	56,692.45	64,014.68	85,296.84	86,415.96	79,879.42	75,116.79	82,205.56	94,754.60	105,116.56	99,785.36	104,869.49	112,735.48	104,007.24	115,971.28	121,222.18	121,222.18
March	10,048.12	19,376.35	22,842.31	27,786.80	30,546.86	42,841.80	37,623.28	44,989.12	55,964.23	49,941.44	54,150.75	58,387.91	72,738.72	61,652.97	77,471.73	65,204.25	71,784.27	85,739.86
April	13,766.28	18,223.31	22,431.61	26,567.86	52,007.16	42,480.30	69,959.85	45,858.42	50,129.00	45,455.42	53,515.01	59,649.70	66,084.12	69,317.65	72,330.32	62,331.14	70,741.63	85,194.79
May	37,630.57	41,151.11	44,480.87	46,655.96	31,203.05	66,318.77	57,489.64	64,876.89	62,424.84	71,468.21	69,091.17	91,409.71	96,441.51	93,043.82	94,505.94	93,443.25	102,949.16	112,599.80
June	24,530.57	24,076.76	27,059.33	31,503.30	41,913.33	48,605.58	44,647.36	48,588.21	58,749.69	61,697.09	77,574.05	72,275.15	70,155.54	79,441.16	92,403.56	87,764.45	89,326.15	105,312.44
July	20,139.41	24,953.23	27,959.52	34,719.01	43,922.13	49,464.53	48,369.42	50,605.85	54,982.82	57,092.55	64,608.17	59,958.51	76,576.31	87,695.36	89,767.62	86,277.93	82,041.66	94,818.82
August	46,170.12	46,397.69	50,886.17	50,886.17	58,425.43	73,116.78	67,507.13	66,689.81	59,548.35	72,612.17	84,456.60	88,754.28	91,921.77	118,409.57	90,669.66	95,008.16	113,562.54	120,028.46
September	24,924.06	28,456.24	28,987.84	33,905.34	56,740.68	52,232.41	46,155.60	61,535.89	71,272.01	70,867.09	72,854.10	69,870.60	74,040.54	81,351.52	82,708.52	84,660.29	88,592.39	100,874.13
Total Per Year	177,209.11	371,069.14	406,705.37	447,587.81	531,788.15	654,863.55	879,601.81	714,330.96	713,466.19	742,969.64	814,374.71	870,123.86	947,268.24	996,071.14	1,045,200.46	1,006,093.44	1,072,404.53	1,172,245.33
Total All Years	177,209.11	548,278.25	954,953.82	1,402,571.43	1,934,359.58	2,569,223.13	3,268,824.94	3,883,161.92	4,696,628.11	5,439,627.75	6,254,002.46	7,124,126.32	8,071,394.56	9,067,465.70	10,112,666.16	11,116,759.60	12,191,164.13	13,363,409.46
\$ Inc / (Dec) Over Prior Year	193,860.03	35,636.23	40,832.44	84,200.34	123,075.40	24,738.26	34,735.17	(870.79)	29,533.45	71,375.07	55,749.15	77,144.38	48,602.90	49,129.32	(39,107.02)	66,311.09	99,840.80	
% Inc / -Dec Over Prior Year	109.40%	9.60%	10.05%	18.81%	23.14%	3.78%	5.11%	-0.12%	4.14%	9.61%	6.85%	8.87%	5.15%	4.93%	-3.74%	6.59%	9.31%	
Calendar Year Allocations	0.00	287,411.64	378,752.42	412,820.54	483,560.47	559,649.27	669,137.56	711,691.42	690,744.53	719,148.96	750,582.57	827,513.03	894,484.16	950,041.96	1,020,031.58	1,044,865.04	1,015,577.33	1,090,124.38
\$ Inc / (Dec) Over Prior Year	267,411.64	111,340.78	34,068.12	50,739.93	95,067.80	110,489.29	42,553.86	(20,946.89)	28,404.43	31,433.61	76,930.46	66,971.13	55,557.80	69,669.62	24,833.46	(29,287.71)	74,547.05	
% Inc / (Dec) Over Prior Year		39.3%	9.0%	12.2%	20.5%	23.1%	10.1%	-2.9%	7.8%	8.1%	19.5%	15.6%	13.1%	15.8%	10.0%	-2.8%	10.1%	

GILLESPIE COUNTY, TEXAS
COUNTY SALES TAX ALLOCATION SUMMARY

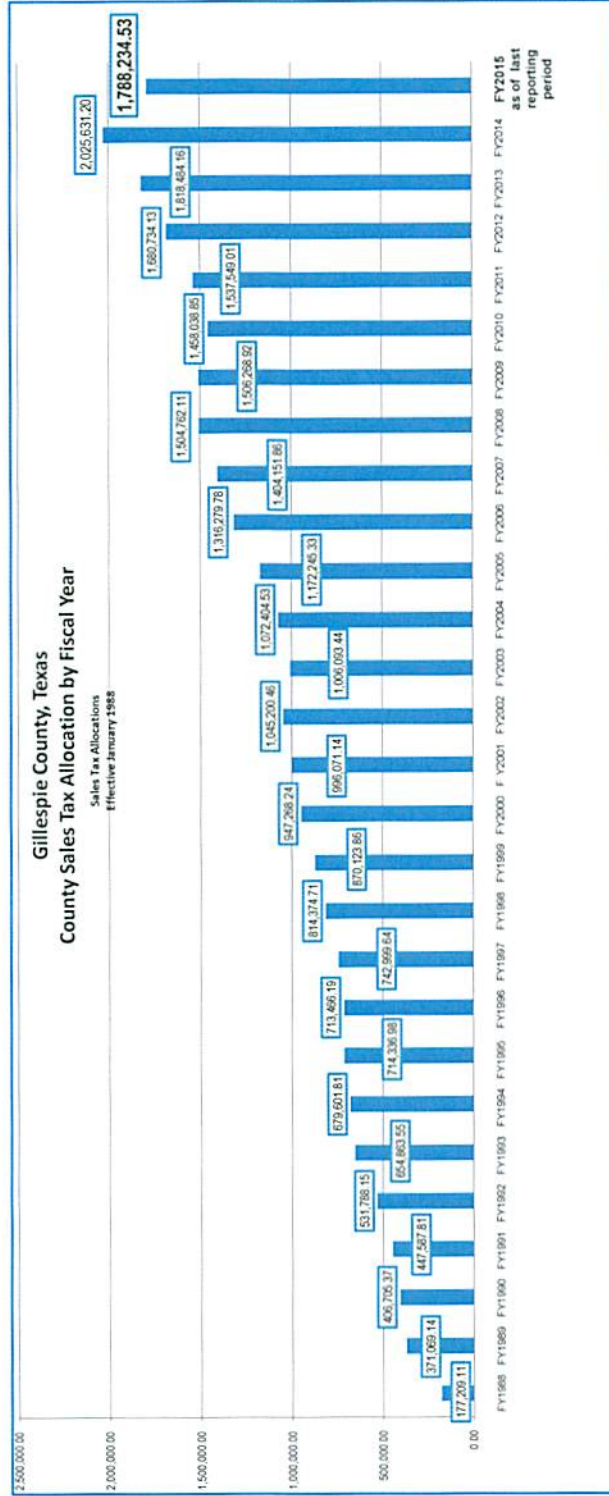
March 1988 through FY2015

FY2006	FY2007	FY2008	FY2009	FY2010	FY2011	FY2012	FY2013	FY2014	FY2015	Tax Collection Period Covered	Period Tax Allocation Received	Overall Average Per Month	FY2014 Over / (Under) Same Period FY2013
95,196.86	106,167.81	115,288.59	118,217.21	102,116.77	112,243.67	125,692.57	141,081.58	146,138.99	157,617.68	August	October	80,759.17	11,478.69
110,963.24	122,702.26	130,133.07	134,938.43	123,352.45	139,931.32	131,441.01	134,815.56	165,928.20	184,365.11	September and 3rd Quarter	November	94,017.80	18,436.91
100,977.05	106,040.22	118,582.93	120,353.68	121,763.89	122,844.30	127,081.99	144,995.63	158,611.46	165,647.66	October	December	84,852.01	27,036.20
107,956.62	116,856.59	121,835.04	124,899.65	114,005.56	129,099.90	135,485.95	156,063.01	159,682.75	173,843.05	November	January	87,133.02	14,760.30
137,746.11	151,528.51	158,719.04	156,720.77	152,630.86	164,529.87	171,080.19	183,126.02	202,308.32	223,742.03	December, 4th Quarter, Yearly	February	118,914.66	21,433.71
89,543.91	88,396.24	99,481.19	98,684.79	90,364.94	97,024.18	107,610.68	120,617.71	138,428.71	141,533.60	January	March	69,969.53	5,094.69
87,212.18	92,872.45	104,111.05	99,616.55	93,204.34	92,537.54	116,975.35	134,236.14	146,905.07	146,886.39	February	April	72,199.31	81.32
125,621.99	132,335.88	133,405.05	141,709.49	148,772.69	153,252.45	177,682.27	187,322.27	195,085.16	203,013.55	March and 1st Quarter	May	102,699.47	7,928.39
109,484.20	113,117.58	133,410.60	129,041.03	127,995.46	129,743.30	144,969.57	152,170.48	169,564.70	184,387.61	April	June	89,266.28	(5,177.09)
112,088.28	119,846.83	122,196.26	117,201.96	116,809.95	125,153.09	140,436.50	154,274.37	165,319.97	187,207.85	May	July	86,252.41	21,887.88
130,749.36	138,119.40	142,780.87	136,001.87	141,909.04	153,274.75	160,837.54	148,661.30	167,789.04	187,881.30	June and 2nd Quarter	August	101,672.47	122,961.20
108,739.88	116,168.09	124,848.42	128,883.49	125,112.90	117,914.04	138,870.51	151,120.09	172,568.83	178,881.30	July	September	85,713.18	
1,316,279.78	1,404,151.86	1,504,702.11	1,506,268.92	1,458,038.85	1,537,549.01	1,680,764.13	1,818,454.16	2,025,631.20	1,788,234.53	Total Per Year	Total All Years	1,022,790.35	(237,396.67)
14,679,699.24	16,093,841.10	17,588,603.21	19,094,872.13	20,552,910.98	22,090,459.69	23,771,224.12	25,589,708.28	27,615,339.48	29,403,574.01	Total All Years			
144,034.45	87,872.08	100,610.25	1,506.81	(48,230.07)	79,510.16	143,215.12	137,720.03	207,147.04	(237,396.67)	\$ Inc / (Dec) Over Prior Year		59,667.61	
12.29%	6.68%	7.17%	0.10%	-3.20%	5.45%	9.31%	8.16%	11.39%	-11.72%	% Inc / -Dec Over Prior Year			
CY2005	CY2006	CY2007	CY2008	CY2009	CY2010	CY2011	CY2012	CY2013	CY2014				
1,205,410.75	1,344,052.92	1,433,216.16	1,514,296.84	1,479,992.71	1,485,825.03	1,546,945.29	1,717,241.33	1,868,270.04	2,082,583.00				
115,296.37	138,642.17	89,163.24	81,060.68	(34,304.13)	5,832.32	61,120.26	170,296.04	151,028.71	214,312.96	\$ Inc / (Dec) Over Prior Calendar Year			

NOTATION: Sales tax allocation was reduced by an audit collection of (827,072.31) returned by a Comptroller audit showing a 2012 transaction by the City of Heidelberg that was incorrectly reported. This also had a large impact upon the State sales tax revenue - without such adjustment, the FY2012 total would have been 173,843.05.

GILLESPIE COUNTY, TEXAS
COUNTY SALES TAX ALLOCATION SUMMARY

March 1988 through FY2015



**GILLESPIE COUNTY, TEXAS
REPAYMENT OF ERRONEOUS RECEIPT OF SALES AND USE TAX**

January 1997 Through October 2016

	Year 1 1997	Year 2 1998	Year 3 1999	Year 4 2000	Year 5 2001	Year 6 2002	Year 7 2003	Year 8 2004	Year 9 2005	Year 10 2006	Year 11 2007	Year 12 2008	Year 13 2009	Year 14 2010	Year 15 2011	Year 16 2012	Year 17 2013	Year 18 2014	Year 19 2015	Year 20 2016	
Actual Balance At Year Start	201,276.54	190,683.06	180,089.58	169,496.10	158,902.62	148,309.14	137,715.66	127,122.18	116,528.70	105,935.22	95,341.74	84,748.26	74,154.78	63,561.30	52,967.82	42,374.34	31,780.86	21,187.38	10,593.90	0.00	
January	2,648.37	2,648.37	2,648.37	2,648.37	2,648.37	2,648.37	2,648.37	2,648.37	2,648.37	2,648.37	2,648.37	2,648.37	2,648.37	2,648.37	2,648.37	2,648.37	2,648.37	2,648.37	2,648.37	2,648.37	2,648.37
April	2,648.37	2,648.37	2,648.37	2,648.37	2,648.37	2,648.37	2,648.37	2,648.37	2,648.37	2,648.37	2,648.37	2,648.37	2,648.37	2,648.37	2,648.37	2,648.37	2,648.37	2,648.37	2,648.37	2,648.37	2,648.37
July	2,648.37	2,648.37	2,648.37	2,648.37	2,648.37	2,648.37	2,648.37	2,648.37	2,648.37	2,648.37	2,648.37	2,648.37	2,648.37	2,648.37	2,648.37	2,648.37	2,648.37	2,648.37	2,648.37	2,648.37	2,648.37
October	2,648.37	2,648.37	2,648.37	2,648.37	2,648.37	2,648.37	2,648.37	2,648.37	2,648.37	2,648.37	2,648.37	2,648.37	2,648.37	2,648.37	2,648.37	2,648.37	2,648.37	2,648.37	2,648.37	2,648.37	2,648.37
Total Remitted To Date	10,593.90	21,187.38	31,780.86	42,374.34	52,967.82	63,561.30	74,154.78	84,748.26	95,341.74	105,935.22	116,528.70	127,122.18	137,715.66	148,309.14	158,902.62	169,496.10	180,089.58	190,683.06	201,276.54	211,870.02	211,870.02
Actual Balance To Date	201,276.54	190,683.06	180,089.58	169,496.10	158,902.62	148,309.14	137,715.66	127,122.18	116,528.70	105,935.22	95,341.74	84,748.26	74,154.78	63,561.30	52,967.82	42,374.34	31,780.86	21,187.38	10,593.90	0.00	0.00
Projected Balance At Year End	201,276.54	190,683.06	180,089.58	169,496.10	158,902.62	148,309.14	137,715.66	127,122.18	116,528.70	105,935.22	95,341.74	84,748.26	74,154.78	63,561.30	52,967.82	42,374.34	31,780.86	21,187.38	10,593.90	0.00	0.00

Gillespie County proposal of repayment (as outlined in letter of October 18, 1996) as accepted by State Comptroller ...
Gillespie County will make 60 quarterly payments (due first of each month: January, April, July, and October)
for 20 years beginning January 01, 1997:

79 quarterly payments of \$2,648.37 each beginning on January 01, 1997 through July 01, 2016 and
a final payment of \$2,648.79 on October 01, 2016 for a total of \$211,870.02.

Gillespie County, Texas

Hotel Occupancy Tax ... Quarterly Recaps
As of July 31, 2015

	Collection/Remittance Period	Collections		Disbursements		Cash Balance
		HOT P&I Interest		Convention & Visitors Bureau	Organizations etc	
FY2016	2nd Quarter 2016					508,078.00
	1st Quarter 2016					508,078.00
	4th Quarter 2015					508,078.00
FY2015	3rd Quarter 2015		86,341.10			508,078.00
	Sub-Total	86,341.10	86,341.10	0.00	0.00	
	2nd Quarter 2015		120,944.22	127,742.50	118,000.00	421,736.90
	1st Quarter 2015		122,937.00			546,535.18
FY2014	4th Quarter 2014		104,239.90	127,742.50		423,598.18
	3rd Quarter 2014		120,711.31			447,100.78
	Sub-Total	95,347.43	468,832.43	255,485.00	118,000.00	
	2nd Quarter 2014		95,362.58	111,163.00	120,000.00	326,389.47
FY2013	1st Quarter 2014		92,050.01			462,189.89
	4th Quarter 2013		90,687.97	111,163.00		370,139.88
	3rd Quarter 2013		82,776.94			390,614.91
	Sub-Total	18,551.50	360,877.50	222,326.00	120,000.00	
FY2012	2nd Quarter 2013		82,927.36	96,357.50	80,000.00	307,837.97
	1st Quarter 2013		102,188.41			401,268.11
	4th Quarter 2012		56,763.25	96,357.50		299,079.70
	3rd Quarter 2012		69,377.43			338,673.95
FY2011	Sub-Total	38,541.45	311,256.45	192,715.00	80,000.00	
	2nd Quarter 2012		76,505.61	84,193.50	11,000.00	269,296.52
	1st Quarter 2012		67,043.98		69,000.00	287,984.41
	4th Quarter 2011		63,485.70	84,193.50		289,940.43
FY2010	3rd Quarter 2011		62,766.18			310,648.23
	Sub-Total	21,414.47	269,801.47	168,387.00	80,000.00	
	2nd Quarter 2011		60,050.07	80,530.57		247,882.05
	1st Quarter 2011		61,473.10		80,000.00	268,362.55
FY2009	4th Quarter 2010		47,182.38	80,530.57		286,889.45
	3rd Quarter 2010		67,036.85			320,237.64
	Sub-Total	(5,318.74)	235,742.40	161,061.14	80,000.00	
	2nd Quarter 2010		47,363.32	82,089.00	61,500.00	253,200.79
FY2008	1st Quarter 2010		67,910.43			349,426.47
	4th Quarter 2009		46,539.68	82,089.00		281,516.04
	3rd Quarter 2009		63,672.15			317,065.36
	Sub-Total	(192.42)	225,485.58	164,178.00	61,500.00	
FY2007	2nd Quarter 2009		55,182.22			253,393.21
	1st Quarter 2009		68,196.40	80,854.20		198,210.99
	4th Quarter 2008		43,834.09	80,854.20		210,868.79
	3rd Quarter 2008		75,474.18		15,000.00	247,888.90
FY2006	Sub-Total	65,978.49	242,686.89	161,708.40	15,000.00	
	2nd Quarter 2008		52,205.02	100,000.00		187,414.72
	1st Quarter 2008		62,603.17			235,209.70
	4th Quarter 2007		53,485.43			172,606.53
FY2005	3rd Quarter 2007		61,352.43			119,121.10
	Sub-Total	129,646.05	229,646.05	100,000.00	0.00	
	2nd Quarter 2007		57,271.57			57,768.67
	1st Quarter 2007		497.10	0.00	0.00	497.10
	Sub-Total	57,768.67	57,768.67	0.00	0.00	
				1,425,860.54	554,500.00	
Totals All Years		Revenues \$	2,402,097.44	Net Cash Effect \$		421,736.90
		Expenditures \$	1,980,360.54			

GILLESPIE COUNTY, TEXAS

GOB Series 2013 ... Jail Project

Bond Redemptions Interest Payment Schedule
February.2014 through February.2033

Schedule Bond Redemption & Interest Payment		Initial Receipt of Bonds June.2013	Year 1 2014	Year 2 2015	Year 3 2016	Year 4 2017	Year 5 2018	Year 6 2019	Year 7 2020	Year 8 2021	Year 9 2022	Year 10 2023	Year 11 2024
Projected Balances At Year Start		20,429,713.00	20,429,713.00	19,408,475.00	18,387,525.00	17,367,275.00	16,347,925.00	15,324,725.00	14,300,875.00	13,279,650.00	12,256,300.00	11,234,800.00	10,214,600.00
February	bonds	0.00	395,000.00	530,000.00	540,000.00	550,000.00	565,000.00	580,000.00	595,000.00	620,000.00	645,000.00	670,000.00	700,000.00
	interest	0.00	378,113.00	248,125.00	242,825.00	237,425.00	231,925.00	226,275.00	217,575.00	208,650.00	194,700.00	181,800.00	168,400.00
August	bonds	0.00	0.00	0.00	0.00	0.00	0.00	0.00	0.00	0.00	0.00	0.00	0.00
	interest	0.00	248,125.00	242,825.00	237,425.00	231,925.00	226,275.00	217,575.00	208,650.00	194,700.00	181,800.00	168,400.00	154,400.00
Projected Total Remittance		0.00	1,021,238.00	2,042,188.00	3,062,438.00	4,081,788.00	5,104,988.00	6,128,838.00	7,150,063.00	8,173,413.00	9,194,913.00	10,215,113.00	11,237,913.00
Project Balances At Year End		20,429,713.00	19,408,475.00	18,387,525.00	17,367,275.00	16,347,925.00	15,324,725.00	14,300,875.00	13,279,650.00	12,256,300.00	11,234,800.00	10,214,600.00	9,191,800.00
Bonds Issued June.2014													
Principal and Interest payments due February of each year starting February of 2014													
Interest only payments due August of each year starting August of 2014													

Outstanding Tax Secured Debt		Initial Receipt of Bonds June.2013	Year 1 2014	Year 2 2015	Year 3 2016	Year 4 2017	Year 5 2018	Year 6 2019	Year 7 2020	Year 8 2021	Year 9 2022	Year 10 2023	Year 11 2024
Balances At Year Start		20,429,713.00	20,429,713.00	19,408,475.50									
February	bonds	0.00	395,000.00	530,000.00									
	interest	0.00	378,112.50	248,125.00									
August	bonds	0.00	0.00										
	interest	0.00	248,325.00										
	adjustment		(200.00)										
Total Annual Remittances		0.00	1,021,237.50	778,125.00									
Total Remittances To Date		0.00	1,021,237.50	1,799,362.50									

GILLESPIE COUNTY, TEXAS

GOB Series 2013 ... Jail Project

**Bond Redemptions Interest Payment Schedule
February.2014 through February.2033**

Schedule Bond Redemption & Interest Payment	Year 12 2025	Year 13 2026	Year 14 2027	Year 15 2028	Year 16 2029	Year 17 2030	Year 18 2031	Year 19 2032	Year 20 2033
Projected Balances At Year Start	9,191,800.00	8,172,500.00	7,152,800.00	6,129,000.00	5,107,400.00	4,084,300.00	3,061,100.00	2,039,200.00	1,020,000.00
February bonds interest	725,000.00 154,400.00	755,000.00 139,900.00	790,000.00 124,800.00	820,000.00 109,000.00	855,000.00 92,600.00	890,000.00 75,500.00	925,000.00 57,700.00	960,000.00 39,200.00	1,000,000.00 20,000.00
August bonds interest	0.00 139,900.00	0.00 124,800.00	0.00 109,000.00	0.00 92,600.00	0.00 75,500.00	0.00 57,700.00	0.00 39,200.00	0.00 20,000.00	0.00 0.00
Projected Total Remittance	12,257,213.00	13,278,913.00	14,300,713.00	15,322,313.00	16,345,413.00	17,368,613.00	18,390,513.00	19,409,713.00	20,429,713.00
Project Balances At Year End	8,172,500.00	7,152,800.00	6,129,000.00	5,107,400.00	4,084,300.00	3,061,100.00	2,039,200.00	1,020,000.00	0.00

Outstanding Tax Secured Debt	Year 12 2025	Year 13 2026	Year 14 2027	Year 15 2028	Year 16 2029	Year 17 2030	Year 18 2031	Year 19 2032	Year 20 2033
Balances At Year Start									
February bonds interest									
August bonds interest									
Total Annual Remittances									
Total Remittances To Date									

GILLESPIE COUNTY, TEXAS

GOB Series 2010 Refunding Bonds ... December.2010
 Post COB Series 2001 ... September.2001

Bond Redemptions & Interest Payment Schedule February.2011 through February.2021

		Year 1	Year 2	Year 3	Year 4	Year 5	Year 6	Year 7	Year 8	Year 9	Year 10	Year 11		
		2011	2012	2013	2014	2015	2016	2017	2018	2019	2020	2021		
Actual Balance	At Year Start	1,839,134.46	1,779,647.50	1,603,672.50	1,429,447.50	1,247,370.00							Actual Balance	At Year Start
February	bonds	35,000.00	140,000.00	140,000.00	150,000.00	150,000.00							bonds	February
	interest	6,079.46	18,407.50	17,567.50	16,657.50	15,420.00							interest	
August	bonds	0.00	0.00	0.00	0.00								bonds	August
	interest	18,407.50	17,567.50	16,657.50	15,420.00								interest	
Total Remitted	To Date	59,486.96	235,461.96	409,686.96	591,764.46	757,184.46	757,184.46	757,184.46	757,184.46	757,184.46	757,184.46	757,184.46	Total Remitted	To Date
Actual Balance	To Date	1,779,647.50	1,603,672.50	1,429,447.50	1,247,370.00	1,081,950.00							Actual Balance	To Date
Projected Pymnt	Per Year	59,486.96	175,975.00	174,225.00	182,077.50	179,377.50	176,265.00	177,677.50	178,540.00	178,865.00	178,670.00	177,975.00	Projected Pymnt	Per Year
Projected Balance	At Year End	1,779,647.50	1,603,672.50	1,429,447.50	1,247,370.00	1,067,992.50	891,727.50	714,050.00	535,510.00	356,645.00	177,975.00	0.00	Projected Balance	At Year End

\$1,988,356.26	COB Series 2001 Debt Service on Refunded Bonds	\$1,590,000.00	Principal	\$1,590,000.00	Series 2010 Sources of Funds..Proceeds of Bonds
\$1,839,134.46	GOB Series 2010 Refunded Bonds	\$249,134.46	interest	\$38,746.50	Cost of Issuance
\$149,221.80	Net savings	\$1,839,134.46	GOB Series 2010, Refunding Bonds	\$1,551,253.50	Deposit to Escrow

Original Certificates of Obligation Bonds Series 2001 payments started February 2002
 Series 2010 Refunding ... Interest and Bond Redemptions due February of each year starting February of 2011
 Series 2010 Refunding ... Interest only due August of each year starting August of 2011

GILLESPIE COUNTY, TEXAS
Capital Assets Lease/Purchase ... Contract 6451, September, 2013
Road & Bridge Departments

PROJECTED Payments

PROJECTED	FY2014			FY2015			FY2016			FY2017			FY2018			FY2019		
	Total Payment	Principal	Interest	Total Payment	Principal	Interest	Total Payment	Principal	Interest	Total Payment	Principal	Interest	Total Payment	Principal	Interest	Total Payment	Principal	Interest
Balance At Year Start	313,262.40			261,052.00			198,399.52			135,747.04			73,094.56			10,442.08		
October																		
payment	5,221.04			5,221.04			5,221.04			5,221.04			5,221.04			5,221.04		
principal/interest	4,448.50	772.54		4,448.50	772.54		4,622.79	598.25		4,803.90	417.14		4,992.12	28.92		5,187.70	33.34	
November																		
payment	5,221.04			5,221.04			5,221.04			5,221.04			5,221.04			5,221.04		
principal/interest	4,462.77	758.27		4,637.62	583.42		4,819.31	401.73		5,008.13	212.91		5,204.37	16.67				
December																		
payment	5,221.04			5,221.04			5,221.04			5,221.04			5,221.04			5,221.04		
principal/interest	4,477.06	743.96	1,338.07	4,652.49	568.55		4,834.77	386.27		5,024.20	196.84							
January																		
payment	5,221.04			5,221.04			5,221.04			5,221.04			5,221.04			5,221.04		
principal/interest	4,491.44	729.60		4,667.42	553.62		4,850.28	370.76		5,040.31	180.73							
February																		
payment	5,221.04			5,221.04			5,221.04			5,221.04			5,221.04			5,221.04		
principal/interest	4,505.85	715.19		4,682.39	538.65		4,865.84	355.20		5,056.48	164.56							
March																		
payment	5,221.04			5,221.04			5,221.04			5,221.04			5,221.04			5,221.04		
principal/interest	4,534.80	686.24		4,712.48	508.56		4,897.11	323.93		5,088.97	132.07							
April																		
payment	5,221.04			5,221.04			5,221.04			5,221.04			5,221.04			5,221.04		
principal/interest	4,563.83	657.21		4,742.48	493.45		4,928.57	292.47		5,121.67	99.37							
May																		
payment	5,221.04			5,221.04			5,221.04			5,221.04			5,221.04			5,221.04		
principal/interest	4,578.58	642.46		4,757.97	463.07		4,944.38	276.66		5,138.10	82.94							
June																		
payment	5,221.04			5,221.04			5,221.04			5,221.04			5,221.04			5,221.04		
principal/interest	4,593.94	627.10		4,742.76	478.28		4,928.57	292.47		5,121.67	99.37							
July																		
payment	5,221.04			5,221.04			5,221.04			5,221.04			5,221.04			5,221.04		
principal/interest	4,605.96	615.08		4,757.97	463.07		4,944.38	276.66		5,138.10	82.94							
August																		
payment	5,221.04			5,221.04			5,221.04			5,221.04			5,221.04			5,221.04		
principal/interest	4,620.10	600.94		4,773.23	447.81		4,960.24	260.80		5,154.58	66.46							
September																		
payment	5,221.04			5,221.04			5,221.04			5,221.04			5,221.04			5,221.04		
principal/interest	4,634.27	586.77		4,788.54	432.50		4,976.16	244.88		5,171.12	49.92							
Projected Balance Year End	52,210.40			62,652.48			62,652.48			62,652.48			62,652.48			10,442.08		
Total Proposed Payments Per Year																		
Total Payments	52,210.40			62,652.48			62,652.48			62,652.48			62,652.48			10,442.08		
Principal	43,284.79			54,333.89			56,462.69			58,674.83			60,973.68			1,478.80		
Interest	8,925.61			8,318.59			6,189.79			3,977.65			3,977.65			10,392.07		
Projected Balance Year End	261,052.00			198,399.52			135,747.04			73,094.56			10,442.08			0.00		

GILLESPIE COUNTY, TEXAS
Capital Assets Lease/Purchase ... Contract 6451, September.2013
Road & Bridge Departments

ACTUAL Payments

ACTUAL Payments	FY2014			FY2015			FY2016			FY2017			FY2018			FY2019		
	Total Payment	Principal	Interest	Total Payment	Principal	Interest	Total Payment	Principal	Interest	Total Payment	Principal	Interest	Total Payment	Principal	Interest	Total Payment	Principal	Interest
Balance At Year Start	#####			255,840.96														
October payment							5,221.04											
principal/interest					4,462.77	758.27												
November payment				5,221.04														
principal/interest					4,477.08	743.96												
December payment		10,442.08		5,221.04														
principal/interest		8,205.08	2,237.00		4,491.44	729.60												
January payment		5,221.04		5,221.04														
principal/interest		4,335.97	885.07		4,505.85	715.19												
February payment		5,221.04		5,221.04														
principal/interest		4,349.88	871.16		4,520.30	700.74												
March payment		5,221.04		5,221.04														
principal/interest		4,363.83	857.21		4,534.80	686.24												
April payment		5,221.04		5,221.04														
principal/interest		4,377.83	843.21		4,549.35	671.69												
May payment		5,221.04		5,221.04														
principal/interest		4,391.87	829.17		4,563.94	657.10												
June payment		5,221.04		5,221.04														
principal/interest		4,405.96	815.08		4,578.58	642.46												
July payment		5,211.04		5,221.04														
principal/interest		4,420.10	790.94		4,593.28	627.76												
August payment		5,221.04		5,221.04														
principal/interest		4,434.27	786.77															
September payment		5,221.04		5,221.04														
principal/interest		4,448.50	772.54															
Total Payments as of Current Date																		
Total Payments	57,421.44			52,210.40														
Principal	47,733.29			45,277.39														
Interest	9,688.15			6,933.01														
Balance as of Current Period																		
	#####			203,630.56														

GILLESPIE COUNTY, TEXAS
Public Property Finance ... Contract 6774, October 24, 2014
Sheriff Office ... Law Enforcement Radio System Upgrade

PROJECTED Payments

PROJECTED Payments	FY2015			FY2016			FY2017			FY2018			FY2019		
	Total Payment	Principal	Interest	Total Payment	Principal	Interest	Total Payment	Principal	Interest	Total Payment	Principal	Interest	Total Payment	Principal	Interest
Balance Year Start	685,683.60			622,829.27			554,260.91			485,692.55			417,124.19		
October payment	0.00			5,714.03			5,714.03			5,714.03			5,714.03		
principal/interest					4,141.76	1,572.27		4,291.13	1,422.90		4,445.88	1,268.15		4,606.21	1,107.82
November payment	5,714.03			5,714.03			5,714.03			5,714.03			5,714.03		
principal/interest		3,782.22	1,931.81		4,154.01	1,560.02		4,303.81	1,410.22		4,459.02	1,255.01		4,619.83	1,094.20
December payment	5,714.03			5,714.03			5,714.03			5,714.03			5,714.03		
principal/interest		4,021.27	1,692.78		4,186.29	1,547.74		4,316.54	1,397.49		4,472.21	1,241.82		4,633.49	1,080.54
January payment	5,714.03			5,714.03			5,714.03			5,714.03			5,714.03		
principal/interest		4,033.16	1,680.87		4,178.61	1,535.42		4,329.30	1,384.73		4,485.43	1,228.60		4,647.19	1,066.64
February payment	5,714.03			5,714.03			5,714.03			5,714.03			5,714.03		
principal/interest		4,045.09	1,668.94		4,190.96	1,523.07		4,342.10	1,371.93		4,498.69	1,215.34		4,660.93	1,053.10
March payment	5,714.03			5,714.03			5,714.03			5,714.03			5,714.03		
principal/interest		4,057.05	1,656.98		4,203.35	1,510.68		4,354.94	1,359.09		4,511.99	1,202.04		4,674.71	1,039.32
April payment	5,714.03			5,714.03			5,714.03			5,714.03			5,714.03		
principal/interest		4,069.04	1,644.99		4,215.78	1,498.25		4,367.82	1,346.21		4,525.33	1,188.70		4,688.53	1,025.50
May payment	5,714.03			5,714.03			5,714.03			5,714.03			5,714.03		
principal/interest		4,081.07	1,632.96		4,228.25	1,485.78		4,380.73	1,333.30		4,538.71	1,175.32		4,702.39	1,011.64
June payment	5,714.03			5,714.03			5,714.03			5,714.03			5,714.03		
principal/interest		4,093.14	1,620.89		4,240.75	1,473.28		4,393.68	1,320.35		4,552.13	1,161.90		4,716.30	997.73
July payment	5,714.03			5,714.03			5,714.03			5,714.03			5,714.03		
principal/interest		4,105.24	1,608.79		4,253.29	1,460.74		4,406.67	1,307.36		4,565.59	1,148.44		4,730.24	983.79
August payment	5,714.03			5,714.03			5,714.03			5,714.03			5,714.03		
principal/interest		4,117.38	1,596.65		4,265.86	1,448.17		4,419.70	1,294.33		4,579.09	1,134.94		4,744.23	969.80
September payment	5,714.03			5,714.03			5,714.03			5,714.03			5,714.03		
principal/interest		4,129.55	1,584.48		4,278.48	1,435.55		4,432.77	1,281.26		4,592.63	1,121.40		4,758.25	955.78
Total Proposed Payments Per Year															
Total Payments	62,854.33			68,568.36			68,568.36			68,568.36			68,568.36		
Principal		44,534.21			50,517.39			52,339.19			54,226.70			56,182.30	
Interest			18,320.12			18,050.97		16,229.17			14,341.66				12,386.06
Projected Balance Year End															
	622,829.27			554,260.91			485,692.55			417,124.19			348,555.83		

GILLESPIE COUNTY, TEXAS
Public Property Finance ... Contract 6774, October 24, 2014
Sheriff Office ... Law Enforcement Radio System Upgrade

PROJECTED Payments

FY2020			FY2021			FY2022			FY2023			FY2024			FY2025		
Total Payment	Principal	Interest	Total Payment	Principal	Interest	Total Payment	Principal	Interest	Total Payment	Principal	Interest	Total Payment	Principal	Interest	Total Payment	Principal	Interest
348,555.83			279,987.47			211,419.11			142,850.75			74,282.39			5,714.03		
5,714.03			5,714.03			5,714.03			5,714.03			5,714.03			5,714.03		
	4,772.32	941.71		4,944.43	769.60		5,122.74	591.29		5,307.48	406.55		5,498.88	215.15		5,690.97	17.06
5,714.03			5,714.03			5,714.03			5,714.03			5,714.03					
	4,786.43	927.60		4,959.04	754.99		5,137.88	576.15		5,323.17	390.86		5,515.14	198.89			
5,714.03			5,714.03			5,714.03			5,714.03			5,714.03					
	4,800.58	913.45		4,973.71	740.32		5,153.07	560.96		5,338.91	375.12		5,531.45	182.58			
5,714.03			5,714.03			5,714.03			5,714.03			5,714.03					
	4,814.78	899.25		4,988.41	725.62		5,168.31	545.72		5,354.69	359.34		5,547.80	166.23			
5,714.03			5,714.03			5,714.03			5,714.03			5,714.03					
	4,829.01	885.02		5,003.16	710.87		5,183.59	530.44		5,370.53	343.50		5,564.20	149.83			
5,714.03			5,714.03			5,714.03			5,714.03			5,714.03					
	4,843.29	870.74		5,017.95	696.08		5,198.92	515.11		5,386.41	327.62		5,580.65	133.38			
5,714.03			5,714.03			5,714.03			5,714.03			5,714.03					
	4,857.61	856.42		5,032.79	681.24		5,214.29	499.74		5,402.33	311.70		5,597.15	116.88			
5,714.03			5,714.03			5,714.03			5,714.03			5,714.03					
	4,871.97	842.06		5,047.67	666.36		5,229.71	484.32		5,418.30	295.73		5,613.70	100.33			
5,714.03			5,714.03			5,714.03			5,714.03			5,714.03					
	4,886.38	827.65		5,062.60	651.43		5,245.17	468.86		5,434.32	279.71		5,630.30	83.73			
5,714.03			5,714.03			5,714.03			5,714.03			5,714.03					
	4,900.83	813.20		5,077.56	636.47		5,260.68	453.35		5,450.39	263.64		5,646.95	67.08			
5,714.03			5,714.03			5,714.03			5,714.03			5,714.03					
	4,915.32	798.71		5,092.58	621.45		5,276.23	437.80		5,466.51	247.52		5,663.65	50.38			
5,714.03			5,714.03			5,714.03			5,714.03			5,714.03					
	4,929.85	784.18		5,107.63	606.40		5,291.83	422.20		5,482.67	231.36		5,680.39	33.64			
68,568.36			68,568.36			68,568.36			68,568.36			68,568.36			5,714.03		
	58,208.37			60,307.53			62,482.42			64,735.71			67,070.26			5,696.97	
		10,359.99			8,260.83			6,085.94			3,832.65			1,498.10			17.06
279,987.47			211,419.11			142,850.75			74,282.39			5,714.03			0.00		

GILLESPIE COUNTY, TEXAS
Public Property Finance ... Contract 6774, October 24, 2014
Sheriff Office ... Law Enforcement Radio System Upgrade

ACTUAL Payments

ACTUAL Payments	FY2015			FY2016			FY2017			FY2018			FY2019		
	Total Payment	Principal	Interest	Total Payment	Principal	Interest	Total Payment	Principal	Interest	Total Payment	Principal	Interest	Total Payment	Principal	Interest
Balance Year Start	686,426.40														
October payment	0.00														
principal/interest															
November payment	5,714.03														
principal/interest		3,782.22	1,931.81												
December payment	5,714.03														
principal/interest		4,021.27	1,692.76												
January payment	5,714.03														
principal/interest		4,033.16	1,680.87												
February payment	5,714.03														
principal/interest		4,045.09	1,668.94												
March payment	5,714.03														
principal/interest		4,057.05	1,656.98												
April payment	5,714.03														
principal/interest		4,069.04	1,644.99												
May payment	5,714.03														
principal/interest		4,081.07	1,632.96												
June payment	5,714.03														
principal/interest		4,093.14	1,620.89												
July payment	5,714.03														
principal/interest		4,093.14	1,620.89												
August payment															
principal/interest															
September payment															
principal/interest															
Total Payments Current Period															
Total Payments	51,426.27														
Principal		36,275.18													
Interest			15,151.09												
Balance Current Period															
				635,000.13											

County of Gillespie
 District Clerk Bond / Trust Recap
 October 2014 - September 2015
 Funds Managed by County Treasurer

Cause Description	Cause No	Initial Investment	Prior Interest	Adjusted Interest	Testfoot	Current Year Interest												Released	Current	Total
						Oct.2014	Nov.2014	Dec.2014	Jan.2015	Feb.2015	Mar.2015	Apr.2015	May.2015	Jun.2015	Jul.2015	Aug.2015	Sep.2015			
Sonsgard / Curtis	2705	1,000.00	792.80	31.52	closed 05/2004/transfered to District Clerk Act 117															
State v Montagino	4073	10,000.00	43.82	171.08	closed 04/2004															
State v Chow	4232	10,000.00		31.34	closed 05/2004/transfered to District Clerk Act 117															
State v Loui	4233	10,000.00		25.50	closed 04/2004															
State v Ducker	4261	20,000.00		33.03	closed 05/2004/transfered to District Clerk Act 117															
State v Ducker	4262	20,000.00		33.03	closed 05/2004/transfered to District Clerk Act 117															
Wheatcraft v Meier	6978	500.00	236.07	158.58	0.02	0.02	0.03	0.04	0.04	0.04	0.04	0.04	0.04	0.05			695.00			
Munsell Meier v Robinson	7227	1,000.00	390.71	254.33	closed 03/11/2008												1,645.04			
Pauls v Bird	8623	500.00	77.66	124.45	0.02	0.02	0.02	0.03	0.02	0.02	0.03	0.03	0.03	0.03	0.04		702.38			
Fruitt v Danes	8764	1,000.00	128.41	16.95	closed 02/2004												1,145.36			
Damron (Investment)	8766	500.00		24.86	closed 10/2005												524.86			
Tin Star Ranch	9411	500.00	5.37	32.96	closed 02/03/2006												538.33			
Hearne & Phillips	9461	100.00	1.07	21.75	0.00	0.00	0.00	0.00	0.00	0.02	0.02	0.02	0.02	0.03	0.03		122.87			
Haggard v Schroeder	9666	500.00	1.19	107.92	0.01	0.02	0.02	0.02	0.02	0.02	0.02	0.02	0.03	0.03	0.03		609.34			
Statts v Tonn	9752	1,000.00		17.65	closed 12/2003												1,017.65			
Silver Deer v Senkbell	10010	100.00		20.54	0.00	0.00	0.00	0.00	0.00	0.00	0.00	0.00	0.00	0.01	0.01		120.57			
Arkem v Woods & Schmidt	10154	1,000.00		55.01	closed 03/06/2006												1,055.01			
Sledge v Jones	10370	1,000.00		190.20	0.03	0.03	0.04	0.05	0.04	0.05	0.05	0.05	0.05	0.06	0.06		1,190.67			
Whitewood v Hartel	10373	100.00		19.06	0.00	0.00	0.00	0.00	0.00	0.00	0.00	0.00	0.01	0.01	0.00		119.09			
Ballard v Keidel	10412	1,000.00		4.31	closed 12/2004												1,004.31			
Parker/Roscoe L	10522	29,800.00		2,639.22	closed 07/12/2007												26,439.22			
Harris v Fourton (dba Silver Deer)	10779	1,000.00		151.50	0.03	0.03	0.04	0.05	0.04	0.05	0.05	0.05	0.05	0.06	0.06		1,151.96			
Fonder v Salinas	10930	200.00		27.42	0.01	0.01	0.00	0.01	0.01	0.01	0.01	0.01	0.01	0.01	0.01		227.51			
City of Fbg v Penick	10970	274,045.00		118.40	closed 09/21/2006												274,163.40			
A J Wright v LCRA	11042	250.00		1.06	closed 07/20/2006												251.06			
Jenschke v Friedrich	11228	1,000.00		15.72	closed 05/01/2007												1,015.72			
Quest Oil v Wallen and B&B Oil	11259	1,000.00		74.17	closed 03/24/2011												1,074.17			
Cornerstone v Parker	11336	1,000.00		52.34	0.02	0.03	0.04	0.04	0.04	0.04	0.04	0.04	0.05	0.05	0.06		1,052.76			
Irwin vs Irwin	11399	303,022.74		3,310.61	closed 06/07/2011												303,333.35			
Herb Venture v Varney	11703	250.00		3.98	0.01	0.01	0.01	0.01	0.01	0.01	0.01	0.01	0.01	0.01	0.01		254.08			
Dozal vs Dozal	11812	1,000.00		7.95	closed 10/2012												1,007.95			

County of Gillespie
 District Clerk Bond / Trust Recap
 October 2014 - September 2015
 Funds Managed by County Treasurer

Cause Description	Cause No	Initial Investment Face Value	Prior Interest Adjusted Interest	TexPool Interest	Current Year Interest												Cause Description	Released Investments	Current Balances	Total Interest FY2015
					TexPool Account															
					Oct.2014	Nov.2014	Dec.2014	Jan.2015	Feb.2015	Mar.2015	Apr.2015	May.2015	Jun.2015	Jul.2015	Aug.2015	Sep.2015				
Bredemus and J&B Cheese v Just	11877	1,000.00		9.26	0.02	0.03	0.04	0.04	0.03	0.04	0.04	0.05	0.05	0.05			1,009.65	9.65		
Prause &Thompson v Bierschwale	11897	100.00		0.90	0.00	0.00	0.00	0.00	0.00	0.00	0.00	0.00	0.00	0.00			100.90	0.90		
Rutherford v Rafter & Kamp	11904	100.00		0.90	0.00	0.00	0.00	0.00	0.00	0.00	0.00	0.00	0.00	0.00			100.90	0.90		
Querner v Lester	11928A	1,000.00		1.34	0.02	0.03	0.04	0.04	0.03	0.04	0.04	0.05	0.05	0.05			1,001.73	1.73		
TexHillCo EmployeesC.U. vs Beckmann	12195	100.00		0.05	closed 01.19.2010													100.05	0.00	0.05
Fulton v Coleman	12209	500.00		2.81	0.01	0.02	0.02	0.02	0.02	0.02	0.02	0.02	0.02	0.02			503.00	3.00		
IBT Int v Grammer	12228	115,000.00		130.48	closed 06.2014												115,130.48	0.00	130.48	
Ferrell vs Hall, Executor Estate of Klein, Deceased	12369	500.00		0.60	closed 12.27.2010												500.60	0.00	0.60	
Baby vs Doggett	12603	400.00		0.35	closed 02.14.2012												400.35	0.00	0.35	
Cover v Chase Bank	12964	100.00		0.10	0.00	0.00	0.00	0.00	0.00	0.00	0.00	0.00	0.00	0.00			100.10	0.10		
Balero v Federal Home Mortgage	13025	250.00		0.36	0.01	0.01	0.01	0.01	0.01	0.01	0.01	0.01	0.01	0.01			250.46	0.46		
LCRA vs TRT Ranch	13119	949,500.00		45.58	closed 09.10.2013												949,545.58	0.00	45.58	
LCRA vs Oehler	13120	195,000.00		9.36	closed 09.10.2013												195,009.36	0.00	9.36	
LCRA vs Wahrmund	13121	177,000.00		8.49	closed 09.10.2013												177,008.49	0.00	8.49	
Collins, Estate of Smith v Bank of America	13203	500.00		0.64	0.01	0.01	0.02	0.02	0.02	0.02	0.02	0.02	0.02	0.03			500.83	0.83		
Whatley, et al vs Live Springs, et al	13291	500.00		0.41	0.01	0.01	0.02	0.02	0.02	0.02	0.02	0.02	0.02	0.03			500.60	0.60		
Bruce Kneese vs New York Life Insurance and Annuity Corp, et al	13320	951.17	opened 03.03.2014	0.16	0.02	0.02	0.03	0.04	0.03	0.00	closed 03.05.2015						951.47	0.00	0.30	
Hampton vs Spornhauer	13343	2,000.00		1.59	0.05	0.05	0.07	0.08	0.07	0.08	0.09	0.10	0.10	0.11			2,002.39	2.39		
Kerrville Professional Properties LTD ... vs Friendship Village Owner's Asn, Inc ...	13640		Clerk ... case settled ... awaiting court order to release ... 03.03.2014 ... LL														0.00	0.00		
In the Matter of the Marriage of Roxanne L Pennington & Gerard M Pennington and In the Interest of Sarah Pennington & Matthew Pennington, Children	13683	500.00	opened 03.03.2014	0.07	0.01	0.01	0.02	0.02	0.02	0.02	0.02	0.02	0.02	0.03			500.26	0.26		
Berry vs Cardash	13859	500,984.49	opened 09.11.2014	8.78	11.40	11.74	17.78	19.77	16.95	20.43	21.56	23.45	7.27	closed 2015.06.11			501,143.62	0.00	159.13	
Berry vs Cardash ... TRO	13859TRO	5,000.00	opened 09.11.2014	0.09	0.11	0.12	0.18	0.19	0.16	0.20	0.22	0.24	0.26	0.27			5,002.04	2.04		
Roscoe L Parker Guardianship	10522(a)	7,500.00		587.17	closed 07.12.2007												8,087.17	0.00	587.17	
State v Farmer	3870A	4,000.00	504.78	67.71	closed 05.2004transferred to District Clerk Acct 117												4,572.49	0.00	67.71	
State v Farmer	3870B	1,000.00	126.19	19.89	closed 05.2004transferred to District Clerk Acct 117												1,146.08	0.00	19.89	
Damron (trust)	8766(A)	26,278.61		92.83	closed 01.2005												26,371.44	0.00	92.83	
Totals		2,676,132.01	2,308.07	8,766.56	11.82	12.22	18.43	20.50	17.57	21.14	22.34	24.29	8.14	0.93	0.00	0.00	Totals 2,669,344.93	18,019.09	157.38	

County of Gillespie
County Clerk Holding Account Recap
 October 2014 -September 2015
 Funds Managed by County Treasurer

Cause	Investment Face	Prior Interest		Current Year Interest												Released Investment	Current Balances	Total Interest FY2015	
		Interest	Adjusted Interest	Value	Interest	Oct-2014	Nov-2014	Dec-2014	Jan-2015	Feb-2015	Mar-2015	Apr-2015	May-2015	Jun-2015	Jul-2015				Aug-2015
Cause 9145 DoyleMichael J Guardianship additional funds added July 2013 of \$682.40 to original face of \$119,517.83 or \$120,200.23 principal	120,200.23	281.82			2.73	2.77	4.29	4.75	4.06	4.87	5.23	5.72	5.72	5.72	6.45	0.00	120,528.64	46.59	
Cause 8132 Roscoe L Parker	7,500.00	97.71			04 2006 account closed ... case transferred to District Court												7,597.71	0.00	
cause 8321 David Eugene Reynolds	100,000.00	11,872.07			closed 07.14.2008												111,872.07	0.00	
Investment Totals	107,500.00	0.00	12,251.60	2.73	2.77	4.29	4.75	4.06	4.87	5.23	5.72	5.72	5.72	6.45	0.00	119,469.78	120,528.64	46.59	

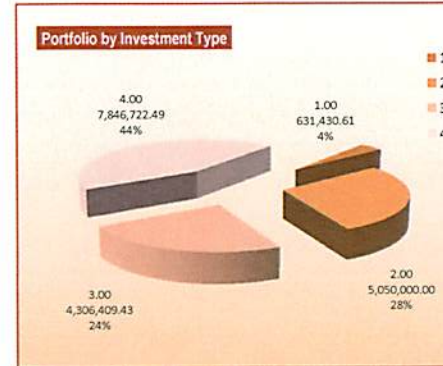
GILLESPIE COUNTY TEXAS
Investment Performance Summary
Certificate of Deposits

Financial Institution	FY2010											
	Oct	Nov	Dec	Jan	Feb	Mar	Apr	May	Jun	Jul	Aug	Sep
Blanco National Bank	Amount of Investment 2,200,000	2,200,000	2,200,000	2,200,000	2,200,000	2,200,000	2,400,000	2,400,000	2,400,000	2,400,000	2,400,000	2,400,000
Blanco National Bank	Average Interest Rate 2.288%	2.448%	2.500%	2.175%	2.122%	1.808%	1.579%	1.628%	1.572%	1.547%	1.589%	1.580%
Blanco National Bank	Amount of Deposits held at face value 4,776.37	4,266.65	4,117.71	4,390.85	4,057.67	3,567.30	3,763.68	3,667.14	3,516.20	3,187.26	3,156.25	48,480.66
Blanco National Bank	Security State Bank & Trust	Security State Bank & Trust	Security State Bank & Trust	Security State Bank & Trust	Security State Bank & Trust	Security State Bank & Trust	Security State Bank & Trust	Security State Bank & Trust	Security State Bank & Trust	Security State Bank & Trust	Security State Bank & Trust	Security State Bank & Trust
Blanco National Bank	Amount of Investment 400,000	400,000	400,000	400,000	400,000	650,000	2,650,000	2,650,000	2,650,000	2,650,000	2,650,000	2,650,000
Blanco National Bank	Average Interest Rate 1.575%	1.575%	1.575%	1.275%	1.275%	1.250%	1.133%	1.083%	1.083%	1.136%	1.136%	1.261%
Blanco National Bank	Amount of Deposits held at face value 1,575.00	1,575.00	1,575.00	1,575.00	1,575.00	1,250.00	1,250.00	1,250.00	1,250.00	1,250.00	1,250.00	15,760.25
Blanco National Bank	Security State Bank & Trust	Security State Bank & Trust	Security State Bank & Trust	Security State Bank & Trust	Security State Bank & Trust	Security State Bank & Trust	Security State Bank & Trust	Security State Bank & Trust	Security State Bank & Trust	Security State Bank & Trust	Security State Bank & Trust	Security State Bank & Trust
Blanco National Bank	Amount of Investment 900,000	900,000	900,000	900,000	900,000	900,000	400,000	400,000	400,000	400,000	400,000	696.44
Blanco National Bank	Average Interest Rate 3.030%	3.030%	3.030%	2.430%	2.287%	2.250%	2.050%	2.050%	2.050%	2.050%	2.050%	2.458%
Blanco National Bank	Amount of Deposits held at face value 5,934.60	5,934.60	5,110.43	5,104.40	4,634.27	4,130.41	4,352.75	5,385.78	5,208.30	5,008.38	5,128.66	60,782.82
Blanco National Bank	Security State Bank & Trust	Security State Bank & Trust	Security State Bank & Trust	Security State Bank & Trust	Security State Bank & Trust	Security State Bank & Trust	Security State Bank & Trust	Security State Bank & Trust	Security State Bank & Trust	Security State Bank & Trust	Security State Bank & Trust	Security State Bank & Trust
Blanco National Bank	Amount of Investment 300,000	300,000	300,000	300,000	300,000	300,000	300,000	300,000	300,000	300,000	300,000	266.667
Blanco National Bank	Average Interest Rate 5.448%	5.448%	5.095%	5.095%	5.167%	5.416%	5.448%	5.448%	5.448%	5.448%	5.448%	5.228%
Blanco National Bank	Amount of Deposits held at face value 1,343.43	1,343.43	1,343.43	1,288.46	1,248.58	1,248.58	1,381.15	1,335.62	1,381.15	1,343.43	1,381.15	13,741.64
Blanco National Bank	Security State Bank & Trust	Security State Bank & Trust	Security State Bank & Trust	Security State Bank & Trust	Security State Bank & Trust	Security State Bank & Trust	Security State Bank & Trust	Security State Bank & Trust	Security State Bank & Trust	Security State Bank & Trust	Security State Bank & Trust	Security State Bank & Trust
Blanco National Bank	Amount of Investment 1,600,000	1,600,000	1,600,000	1,600,000	1,600,000	1,600,000	1,600,000	1,600,000	1,600,000	1,600,000	1,600,000	1,541,687
Blanco National Bank	Average Interest Rate 5.531%	5.531%	5.500%	5.563%	5.563%	5.565%	5.587%	5.587%	5.587%	5.587%	5.587%	5.487%
Blanco National Bank	Amount of Deposits held at face value 7,211.57	7,211.57	7,211.49	7,272.24	7,085.44	6,534.39	7,128.87	6,735.65	6,572.82	7,248.01	7,592.69	82,707.58
Blanco National Bank	Security State Bank & Trust	Security State Bank & Trust	Security State Bank & Trust	Security State Bank & Trust	Security State Bank & Trust	Security State Bank & Trust	Security State Bank & Trust	Security State Bank & Trust	Security State Bank & Trust	Security State Bank & Trust	Security State Bank & Trust	Security State Bank & Trust
Blanco National Bank	Amount of Investment 200,000	200,000	200,000	200,000	200,000	200,000	200,000	200,000	200,000	200,000	200,000	141.667
Blanco National Bank	Average Interest Rate 5.095%	5.095%	5.095%	5.095%	5.167%	5.416%	5.448%	5.448%	5.448%	5.448%	5.448%	4.726%
Blanco National Bank	Amount of Deposits held at face value 248.58	248.58	248.58	248.58	248.58	303.56	424.66	410.86	424.66	403.54	403.54	5,910.66
Blanco National Bank	Security State Bank & Trust	Security State Bank & Trust	Security State Bank & Trust	Security State Bank & Trust	Security State Bank & Trust	Security State Bank & Trust	Security State Bank & Trust	Security State Bank & Trust	Security State Bank & Trust	Security State Bank & Trust	Security State Bank & Trust	Security State Bank & Trust
Blanco National Bank	Amount of Investment 100,000	100,000	100,000	100,000	100,000	100,000	100,000	100,000	100,000	100,000	100,000	100,000
Blanco National Bank	Average Interest Rate 3.000%	3.000%	3.000%	3.000%	3.000%	3.000%	3.000%	3.000%	3.000%	3.000%	3.000%	3.000%
Blanco National Bank	Amount of Deposits held at face value 248.58	248.58	248.58	248.58	248.58	248.58	248.58	248.58	248.58	248.58	248.58	1,717.64
Blanco National Bank	Security State Bank & Trust	Security State Bank & Trust	Security State Bank & Trust	Security State Bank & Trust	Security State Bank & Trust	Security State Bank & Trust	Security State Bank & Trust	Security State Bank & Trust	Security State Bank & Trust	Security State Bank & Trust	Security State Bank & Trust	Security State Bank & Trust

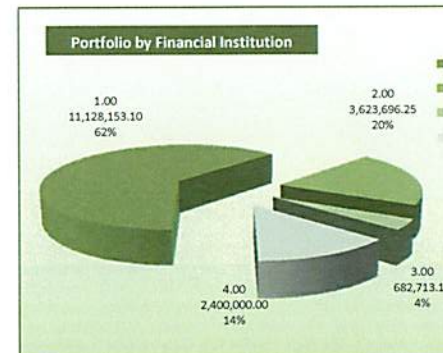
GILLESPIE COUNTY, TEXAS Portfolio Asset Summary By Investment Type

As of July 31, 2015
Of Funds Managed By County Treasurer Office

Financial Institution Account / Investment Type	Cash Balances As Of July 31, 2015	
Security State Bank & Trust County Depository		
Checking Accounts		
General ... multi-fund account	(326.64)	
COB 2001, GOB Series 2010 Interest & Sinking	33,879.42	
County Attorney Hot Check Fund	18,303.46	
Appellate Judicial	540.63	
Justice of Peace No 1	41,221.38	
Justice of Peace No 2	22,241.35	
County Clerk Operating	47,337.64	
District Clerk Operating	58,819.60	
GOB Series 2013 ... Jail Project	1.00	
GOB Series 2013 ... Interest & Sinking	409,412.77	631,430.61
Sweep Accounts		
General Sweep Account ... multi-fund account	7,703,644.03	
GOB Series 2013 Sweep Account ... Jail Project	143,078.46	7,846,722.49
Certificate of Deposit ... General Fund (10.)		
0.35% per annum, paid monthly .. maturity 02.11.2016	100,000.00	
0.35% per annum, paid monthly .. maturity 05.02.2016	100,000.00	
0.35% per annum, paid monthly .. maturity 02.28.2016	100,000.00	
0.35% per annum, paid monthly .. maturity 10.29.2015	100,000.00	
0.35% per annum, paid monthly .. maturity 03.04.2016	250,000.00	
0.35% per annum, paid monthly .. maturity 04.01.2016	500,000.00	
0.35% per annum, paid monthly .. maturity 07.01.2016	500,000.00	
0.35% per annum, paid monthly .. maturity 10.01.2015	500,000.00	
0.35% per annum, paid monthly .. maturity 01.01.2016	500,000.00	2,650,000.00
		11,128,153.10
TexPool Investment Service for Public Funds		
Investment Pool		
General ... multi-fund account	3,484,438.53	
Interest & Sinking	709.99	
District Clerk Holding In Trust	18,019.09	
County Clerk Holding In Trust	120,528.64	
GOB Series 2013 ... Jail Project	0.00	3,623,696.25
		3,623,696.25



Portfolio by Investment Type As of July 31, 2015		
1	631,430.61	Checking Accounts
2	5,050,000.00	Certificates of Deposit
3	4,306,409.43	Investment Pools
4	7,846,722.49	Sweep Accounts
17,834,562.53		Total



Portfolio by Financial Institution As of July 31, 2015		
1	11,128,153.10	Security State Bank & Trust
2	3,623,696.25	TexPool
3	682,713.18	Texas Class
4	2,400,000.00	Blanco National Bank
17,834,562.53		Total

GILLESPIE COUNTY, TEXAS Portfolio Asset Summary By Investment Type

As of July 31, 2015
Of Funds Managed By County Treasurer Office

Financial Institution Account / Investment Type	Cash Balances As Of July 31, 2015
Texas Class	
Investment Service for Public Funds	
Investment Pool	
GOB Series 2013 ... Jail Project	682,713.18 682,713.18 682,713.18
Blanco National Bank	
Certificate of Deposit .. General Fund (10.)	
0.45% per annum, paid monthly .. maturity 11.07.2015	100,000.00
0.45% per annum, paid monthly .. maturity 02.11.2016	100,000.00
0.45% per annum, paid monthly .. maturity 01.02.2016	100,000.00
0.45% per annum, paid monthly .. maturity 07.19.2016	100,000.00
0.45% per annum, paid monthly .. maturity 03.07.2016	100,000.00
0.45% per annum, paid monthly .. maturity 09.07.2015	100,000.00
0.45% per annum, paid monthly .. maturity 10.07.2015	100,000.00
0.45% per annum, paid monthly .. maturity 05.28.2016	100,000.00
0.45% per annum, paid monthly .. maturity 08.02.2015	100,000.00
0.45% per annum, paid monthly .. maturity 11.02.2015	100,000.00
0.45% per annum, paid monthly .. maturity 12.02.2015	100,000.00
0.45% per annum, paid monthly .. maturity 04.18.2016	100,000.00
0.45% per annum, paid monthly .. maturity 11.22.2015	100,000.00
0.45% per annum, paid monthly .. maturity 01.30.2016	100,000.00
0.45% per annum, paid monthly .. maturity 03.05.2016	100,000.00
0.45% per annum, paid monthly .. maturity 04.01.2016	100,000.00
0.45% per annum, paid monthly .. maturity 12.01.2015	100,000.00
0.45% per annum, paid monthly .. maturity 04.01.2016	100,000.00
0.45% per annum, paid monthly .. maturity 04.01.2016	100,000.00
0.45% per annum, paid monthly .. maturity 04.15.2016	100,000.00
0.45% per annum, paid monthly .. maturity 06.01.2016	100,000.00
0.45% per annum, paid monthly .. maturity 03.15.2016	100,000.00
Total	17,834,562.53

GILLESPIE COUNTY, TEXAS

Portfolio Asset Summary vs. Security Holdings
As of July 31, 2015

For Funds Held by the County Treasurer and All Fee Offices

Financial Institution Account / Investment Type	Cash Balances as of July 31, 2015		Financial Institution Pledge / Security Holdings
Security State Bank & Trust County Depository	Account Balances		Pledge / Security Holdings
County Treasurer Managed Accounts			
Checking Accounts			
General Checking multi-fund account	(326.64)		
COB Series 2001, GOREfunding 2010 Interest & Sinking	33,879.42		
County Attorney Hot Check Fund	18,303.46		
Appellate Judicial	540.63		
Justice of Peace No 1	41,221.38		
Justice of Peace No 2	22,241.35		
County Clerk Operating	47,337.64		
District Clerk Operating	58,819.60		
GOB Series 2013 Jail Project	1.00		
GOB Series 2013 ... Interest & Sinking	409,412.77	631,430.61	
Sweep Account			
General Sweep Account multi-fund account	7,703,644.03		
GOB Series 2013 Sweep Account Jail Project	143,078.46	7,846,722.49	
County Treasurer Managed Investments			
Certificates of Deposit .. General Fund (10.)			
0.35% per annum, paid monthly .. maturity 02.11.2016	100,000.00		
0.35% per annum, paid monthly .. maturity 05.02.2016	100,000.00		
0.35% per annum, paid monthly .. maturity 02.28.2016	100,000.00		
0.35% per annum, paid monthly .. maturity 10.29.2015	100,000.00		
0.35% per annum, paid monthly .. maturity 03.04.2016	250,000.00		
0.35% per annum, paid monthly .. maturity 04.01.2016	500,000.00		
0.35% per annum, paid monthly .. maturity 07.01.2016	500,000.00		
0.35% per annum, paid monthly .. maturity 10.01.2015	500,000.00		
0.35% per annum, paid monthly .. maturity 01.01.2016	500,000.00	2,650,000.00	

GILLESPIE COUNTY, TEXAS

Portfolio Asset Summary vs. Security Holdings
As of July 31, 2015

For Funds Held by the County Treasurer and All Fee Offices

Financial Institution Account / Investment Type		Cash Balances as of July 31, 2015	Financial Institution Pledge / Security Holdings
Security State Bank & Trust County Depository		Account Balances	Pledge / Security Holdings
Tax Assessor-Collector Managed Accounts			
Checking Accounts			
TA-C Operating Account	38,976.59		
TxP&WL	11,097.95		
MVD	170,495.00		
MVD Sales Tax	239,567.90		
City of Fredericksburg Ad Valorem	5,424.05		
MVD Title	2,473.40		
Road & Bridge Fee	12,146.05		
Fredericksburg ISD Ad Valorem	42,338.75		
Escrow (Ad Valorem Property)	21,853.24		
VT (Vehicle Inventory Tax) Escrow	28,725.78		
Harper ISD Ad Valorem	6,908.88		
Gillespie County WCID Ad Valorem	10.48		
Doss CCSD Ad Valorem	1,523.14		
Stonewall WCID Ad Valorem	1,261.71		
Hill Country Underground WCD Ad Valorem	459.53		
Gillespie County Ad Valorem	18,955.06	602,217.51	
County Clerk Managed Account			
Checking Account			
County Clerk Escrow	27,293.48	27,293.48	
Sheriff Managed Account			
Checking Account			
Sheriff Bail Bond Account	54,400.00		
Sheriff Inmate	5,679.60		
Sheriff Commissary	693.33	60,772.93	
District Clerk Managed Account			
Checking Account			
District Clerk Trust	37,234.55	37,234.55	
		11,855,671.58	21,324,899.55
			19,919,352.66 SSB&T Pledged Securities, par value / original face
			20,485,407.85 SSB&T Pledged Securities, book value
			20,824,899.55 SSB&T Pledged Securities, fair market value
			250,000.00 FDIC Coverage / Demand Deposits @ SSB&T
			250,000.00 FDIC Coverage / Time Deposits @ SSB&T

GILLESPIE COUNTY, TEXAS

Portfolio Asset Summary vs. Security Holdings
As of July 31, 2015

For Funds Held by the County Treasurer and All Fee Offices

Financial Institution Account / Investment Type	Cash Balances as of July 31, 2015				Financial Institution Pledge / Security Holdings
TexPool	Account Balances				Pledge / Security Holdings
Investment Service for Public Funds					
County Treasurer Managed Investments					
Investment Pool Accounts					
General ... multi-fund account	3,484,438.53				
Interest & Sinking - COB Series 2001/GOB Series 2010	709.99				
District Clerk Holding	18,019.09				
County Clerk Holding	120,528.64				
GOB Series 2013 ... Jail Project	0.00	3,623,696.25	3,623,696.25	3,623,696.25	3,623,696.25
					Net Asset Value ... TexPool seeks to maintain a net asset value of \$1.00 (+/- 0.005 allowable) and is designed to be used for investments of funds which may be needed at any time. July 31, 2015, net asset value 1.00005
Texas Class	Account Balances				Pledge / Security Holdings
Investment Service for Public Funds					
County Treasurer Managed Investments					
Investment Pool Account					
GOB Series 2013 ... Jail Project	682,713.18	682,713.18	682,713.18	682,713.18	682,713.18
					Net Asset Value ... Texas Class seeks to maintain a net asset value of \$1.00 (+/- 0.005 allowable) and is designed to be used for investments of funds which may be needed at any time. July 31, 2015, net asset value 1.00

GILLESPIE COUNTY, TEXAS

Portfolio Asset Summary vs. Security Holdings
As of July 31, 2015

For Funds Held by the County Treasurer and All Fee Offices

Financial Institution Account / Investment Type	Cash Balances as of July 31, 2015			Financial Institution Pledge / Security Holdings
Blanco National Bank	Account Balances			Pledge / Security Holdings
County Treasurer Managed Investments				
Certificates of Deposit .. General Fund (10.)				
0.45% per annum, paid monthly .. maturity 11.07.2015	100,000.00			
0.45% per annum, paid monthly .. maturity 02.11.2016	100,000.00			
0.45% per annum, paid monthly .. maturity 01.02.2016	100,000.00			
0.45% per annum, paid monthly .. maturity 07.19.2016	100,000.00			
0.45% per annum, paid monthly .. maturity 03.07.2016	100,000.00			
0.45% per annum, paid monthly .. maturity 09.07.2015	100,000.00			
0.45% per annum, paid monthly .. maturity 10.07.2015	100,000.00			
0.45% per annum, paid monthly .. maturity 05.28.2016	100,000.00			
0.45% per annum, paid monthly .. maturity 05.28.2016	100,000.00			
0.45% per annum, paid monthly .. maturity 08.02.2015	100,000.00			
0.45% per annum, paid monthly .. maturity 11.02.2015	100,000.00			
0.45% per annum, paid monthly .. maturity 12.02.2015	100,000.00			
0.45% per annum, paid monthly .. maturity 04.18.2016	100,000.00			
0.45% per annum, paid monthly .. maturity 11.22.2015	100,000.00			
0.45% per annum, paid monthly .. maturity 01.30.2016	100,000.00			
0.45% per annum, paid monthly .. maturity 01.30.2016	100,000.00			
0.45% per annum, paid monthly .. maturity 03.05.2016	100,000.00			
0.45% per annum, paid monthly .. maturity 04.01.2016	100,000.00			
0.45% per annum, paid monthly .. maturity 12.01.2015	100,000.00			
0.45% per annum, paid monthly .. maturity 04.01.2016	100,000.00			
0.45% per annum, paid monthly .. maturity 04.01.2016	100,000.00			3,153,020.79 BNB Pledged Securities..par value
0.45% per annum, paid monthly .. maturity 04.15.2016	100,000.00			3,372,094.63 BNB Pledged Securities..book value
0.45% per annum, paid monthly .. maturity 06.01.2016	100,000.00			3,393,360.71 BNB Pledged Securities..fair market value
0.45% per annum, paid monthly .. maturity 06.15.2016	100,000.00	2,400,000.00	2,400,000.00	250,000.00 FDIC Coverage @ BNB
			3,643,360.71	

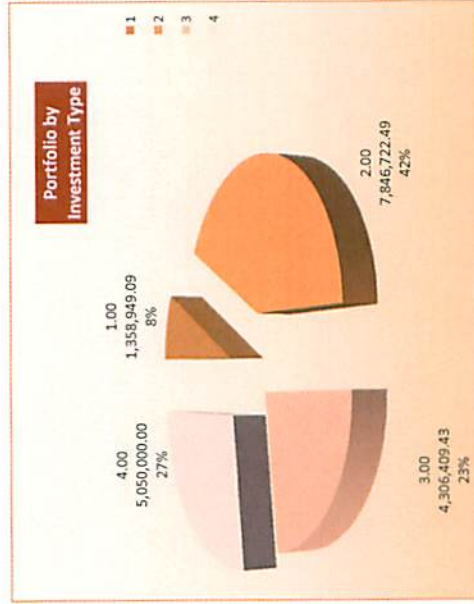
GILLESPIE COUNTY, TEXAS

Portfolio Asset Summary vs. Security Holdings
As of July 31, 2015

For Funds Held by the County Treasurer and All Fee Offices


Financial Institution Account / Investment Type	Cash Balances as of July 31, 2015	Financial Institution Pledge / Security Holdings
--	--------------------------------------	---

Total Assets	As Of July 31, 2015	As Of July 31, 2015	Total Securities
	18,562,081.01	29,274,869.69	



Portfolio by Investment Type
As of July 31, 2015

1	1,358,949.09	Checking Accounts
2	7,846,722.49	Sweep Accounts
3	4,306,409.43	Investment Pools
4	5,050,000.00	Certificates of Deposit
	18,562,081.01	Total



Portfolio by Financial Institution
As of July 31, 2015

1	11,855,671.58	Security State Bank & Trust
2	3,623,696.25	TexPool
3	2,400,000.00	Bianco National Bank
4	682,713.18	Texas Class
	18,562,081.01	Total

GILLESPIE COUNTY, TEXAS

Portfolio Asset Summary vs. Security Holdings
As of July 31, 2015

For Funds Held by the County Treasurer and All Fee Offices

Financial Institution Account / Investment Type	Cash Balances as of July 31, 2015	Financial Institution Pledge / Security Holdings
--	--------------------------------------	---

Deposit and Investment Risk Disclosure
<p>General Statement ... The County continues to take a conservative approach to investment of county funds. Investment strategies are built on cash flow versus fund name. County funds are predominantly invested in TexPool ... an investment service for public funds ... and certificate of deposits. Depository interest-bearing checking accounts are used more as clearing accounts than a type of investment.</p> <p>The General Checking Account (multi-fund account) ... interest-bearing, with a one dollar (\$1.00) threshold ... is attached to a sweep account with a \$25,000.00 required minimum balance. This holds the same for the GOB Series 2013 Account ... it is interest-bearing, with a one dollar (\$1.00) threshold ... and is attached to a sweep account with a \$25,000.00 required minimum balance.</p> <p>Custodial Risk .. All deposits/investments with any banking institution are collateralized over 100%. all collateral (exclusive FDIC coverage) is placed with a third party that is not a depository of the County, and collateral is pledged to Gillespie County.</p> <p>Interest Rate Risk .. The County does not have a formal investment policy that limits investment maturities as a means of managing its exposure to fair value losses arising from changing interest rates</p> <p>At July 31, 2015, the County had no investments other than those in an investment pool that would be effected.</p> <p>Certificates of Deposit are normally held at one year maturities and maturity dates are staggered.</p> <p>Occasionally CD's are originally invested for periods of less or over a year to optimize a staggered portfolio. CD's are held at face values with interests paid to the County monthly.</p> <p>Credit Risk .. <u>At July 31, 2015, the County has no investments</u> in commercial paper, corporate bonds, mutual funds.</p> <p>At July 31, 2015, TexPool was rated AAA by Standard & Poor's.</p> <p>At July 31, 2015, Texas Class was rated AAA by Standard & Poor's.</p> <p>Concentration of Credit Risk .. The County does not place any limit on the amount the County may invest with any type of investment or issuer. However, considering the current economy the County has kept lower concentrations in any one issuer.</p> <p>At July 31, 2015, the County had its assets/investments invested by investment type</p> <ul style="list-style-type: none"> 23.2000 % in investment pools 27.2060 % in certificate of deposit(s) 7.3211 % in checking, money market, passbook accounts 42.2729 % in sweep accounts <p>At July 31, 2015, the County had its assets/investments invested by issuer</p> <ul style="list-style-type: none"> 19.5220 % in TexPool 63.8704 % in Security State Bank & Trust 12.9296 % in Blanco National Bank 3.6780 % in Texas Class

FY2014-2015
Gillespie County, Texas
County Treasurer Monthly Financial Statement
Of Funds Managed by County Treasurer



For the Period Ended July 31, 2015

Laura Lundquist, CCT, CIO
Gillespie County Treasurer

Maintenance & Operating, COB/GOB, Special Revenue, Special Revenue, Grants, Trust and Agency						
Month	06.30.2015					07.31.2015
To Date	Cash Balance	Receipts	Disbursements	Allocations	Adjustments	Cash Balance
M&O	14,841,862.65	910,529.60	1,913,821.39			13,838,570.86
COB ... GOB Operating	836,090.91	114.94	92,208.35			743,997.50
COB ... GOB I&S	441,036.74	4,811.21				445,847.95
Special Revenue	1,685,313.96	114,183.70	23,346.71			1,776,150.95
Special Revenue ... Grants	75,733.11					75,733.11
Trust and Agency	650,416.86	148,567.18	216,877.23			582,106.81
Totals	18,530,454.23	1,178,206.63	2,246,253.68	0.00	0.00	17,462,407.18
County Funds						

Clerks of the Courts Trust Funds						
Year	09.30.2014					07.31.2015
To Date	Cash Balance	Receipts	Disbursements	Allocations	Adjustments	Cash Balance
M&O	10,671,669.71	15,958,407.31	12,791,506.16			13,838,570.86
COB ... GOB Operating	5,249,856.00	21,512.25	4,527,370.75			743,997.50
COB ... GOB I&S	217,647.17	1,172,695.78	944,495.00			445,847.95
Special Revenue	1,574,226.08	782,024.19	580,099.32			1,776,150.95
Special Revenue ... Grants	75,733.11					75,733.11
Trust and Agency	676,464.93	1,305,300.32	1,399,658.44			582,106.81
Totals	18,465,597.00	19,239,939.85	20,243,129.67	0.00	0.00	17,462,407.18
County Funds						

Clerks of the Courts Trust Funds						
Month	06.30.2015					07.31.2015
To Date	Cash Balance	Receipts	Disbursements	Allocations	Adjustments	Cash Balance
District Clerk Trust	18,018.16	0.93				18,019.09
County Clerk Trust	120,522.19	6.45				120,528.64
Totals	138,540.35	46.59	0.00	0.00	0.00	138,547.73
Clerk Trusts						

Clerks of the Courts Trust Funds						
Year	09.30.2014					07.31.2015
To Date	Cash Balance	Receipts	Disbursements	Allocations	Adjustments	Cash Balance
District Clerk Trust	519,956.80	157.38	502,095.09			18,019.09
County Clerk Trust	120,482.05	46.59				120,528.64
Totals	640,438.85	203.97	502,095.09	0.00	0.00	138,547.73
Clerk Trusts						

Respectfully submitted,

Laura Lundquist, CCT, CIO
Gillespie County Treasurer

The State of Texas, County of Gillespie

Before me, the undersigned authority, this day personally appeared Laura Lundquist, County Treasurer, to me well known, who, being duly sworn, desposes and says that the above and foregoing report is true and correct.

Witness my hand and seal of this office, this _____ day of _____, _____ A.D.

Mary Lynn Rusche, County Clerk
County of Gillespie, State of Texas

Compared, examined, and accepted in open Commissioners Court this _____ day of _____, _____ A.D.

Mark Stroehrer, County Judge

Curtis Cameron, Commissioner Pct No 1

William A. Roeder, Commissioner Pct No 2

Calvin Ransleben, Commissioner Pct No 3

Donald W. Schuch, Commissioner Pct No 4