



FY2014-2015

GILLESPIE COUNTY, TEXAS

COUNTY TREASURER MONTHLY FINANCIAL REPORT

For The Period Ended
June 30, 2015
Unaudited

LAURA LUNDQUIST, C.C.T., C.I.O.
GILLESPIE COUNTY TREASURER

1. Cash/Investment Balances All Funds
For Period Ended June 30, 2015
2. Statement of Receipts, Disbursements, Electronic Funds Transfers, Payroll,
Interfund Allocations, Adjustments, and Investments All Funds
Month to Date by Fund
3. Statement of Receipts, Disbursements, Electronic Funds Transfers, Payroll,
Interfund Allocations, Adjustments, and Investments All Funds
Fiscal Year to Date by Fund
4. Statement of Maintenance & Operating Funds
FY2005 through June 30, 2015
General Fund
Road & Bridge Funds ... County Wide, Precinct No 1, Precinct No 2, Precinct No 3, Precinct No 4
5. Fund Cash/Investment Balance Comparison by Fiscal Year by Fund
Active and Inactive Funds
FY2004 through June 30, 2015
6. Overall Cash/Investment Balance Comparison by Month
FY1985 through June 30, 2015
7. County Sales Tax ... Effective January 01, 1988
Allocation Summary of Sales Tax Receipts
1988 through June 30, 2015

Statement of Repayment of Erroneous Receipt of Sales Tax
1997 through June 30, 2015 ... 20 Year Payout; Final Payment FY2016
8. Hotel Occupancy Tax (HOT) ... Effective January 01, 2007
Summary of HOT Receipts and Expenditures
For the Period of January 01, 2007 through June 30, 2015
9. Certificates of Obligation Bonds ... Interest & Sinking
Statement of Bond Redemptions & Interest Payment Schedule
GO Refunding Bonds, Series 2010
Refunding of COB Series 2001, Post Office & Clinic Building Properties



10. General Obligation Bonds ... Interest & Sinking
Statement of Bond Redemptions & Interest Payment Schedule
GOB Series 2013, Jail Construction Project
11. Lease / Purchase Finance ... Capital Equipment
Statement of Principal & Interest Payment Schedule
Road & Bridge Departments – Contract No 6451, December.2013
 - o Countywide
 - o Precinct No 1
 - o Precinct No 2
 - o Precinct No 3
 - o Precinct No 4
12. Public Property Finance ... Law Enforcement Radio System Upgrade
Statement of Principal & Interest Payment Schedule
Sheriff Office --- Contract No 6774, October.2014
13. District Clerk Trust Funds ... Statement of Holding in Trust Funds ... As Managed by County Treasurer
As of June 30, 2015
14. County Clerk Trust Funds ... Statement of Holding in Trust Funds ... As Managed by County Treasurer
As of June 30, 2015
15. Investment Performance Summary ... Certificate(s) of Deposit
As of June 30, 2015
16. County Treasurer Portfolio Asset Summary by Investment Type
As of June 30, 2015
17. County Portfolio Asset Summary vs. Security Holdings
As of June 30, 2015
18. Detailed Listing of Receipts to All Funds
For June.2015
19. Detailed Listing of Disbursements from All Funds
For June.2015
20. Detailed Listing of Electronic Funds Transfers from All Funds
For June.2015
21. Detailed Listing of Interfund Allocations to/from All Funds
For June.2015
22. Detailed Listing of Payroll Distribution All Funds
For June.2015
23. Financial Summary Recap ... Affidavit
As of June 30, 2015

FY2014-2015
 GILLESPIE COUNTY, TEXAS

CASH / INVESTMENT BALANCES
 OF ALL FUNDS MANAGED BY COUNTY TREASURER

For Period Ended June 30, 2015

FUNDS LISTING BY CATEGORY

GENERAL and ROAD & BRIDGE FUNDS

Maintenance & Operating Funds

General Fund	12,711,415.86
Road & Bridge Funds ...	
County Wide	1,292,020.10
Precinct No 1	200,480.36
Precinct No 2	145,331.32
Precinct No 3	210,670.95
Precinct No 4	<u>281,944.06</u>
Sub-total Road & Bridge Funds	2,130,446.79

CASH and INVESTMENTS

14,841,862.65

SPECIAL REVENUE FUNDS

Law Library	5,721.78
Lateral Road ...	
Precinct No 1	6,633.18
Precinct No 2	6,633.18
Precinct No 3	6,633.18
Precinct No 4	6,633.18
Sub-total Lateral Road Funds	26,532.72
Probate	28,872.03
Court Reporter Service	1,074.31
County Records Management	89,433.77
County Clerk Records Management	111,756.53
Sheriff Forfeiture	36,929.54
Sheriff Abandoned Vehicle	1,201.00
Sheriff Equitable Sharing	1,201.46
Justice Court Bldg Security	28,866.62
Courthouse Security	1,535.54
District Clerk Records Management	6,723.42
County & District Court Technology	15,895.64
Occupancy Tax	421,736.90
Pretrial Intervention	123,025.71
Justice Court Technology	109,487.92
Airport Operating	656,073.41
LEOSE Training--Sheriff	5,116.28
LEOSE Training--Constable No 1	8,038.15
LEOSE Training--Constable No 2	5,984.48
Tax Assessor - M V I	<u>106.75</u>

1,685,313.96

SPECIAL REVENUE FUNDS ... GRANTS

Grants ... General, Energy Efficiency	0.00
Grants ... Law Enforcement, Emergency Services P25 Compliant Radio	75,248.14
PML Loan Star Library	258.39
PML PAC-Pug	211.40
Airport Capital Project Grant	<u>15.18</u>

75,733.11

FY2014-2015
 GILLESPIE COUNTY, TEXAS

CASH / INVESTMENT BALANCES
 OF ALL FUNDS MANAGED BY COUNTY TREASURER

For Period Ended June 30, 2015

CERTIFICATES OF OBLIGATION BONDS			
and			
GENERAL OBLIGATION BONDS			
...			
Operating Accounts			
GOB Series 2013 ... Jail Project	<u>836,090.91</u>	<u>836,090.91</u>	
CERTIFICATES OF OBLIGATION BONDS			
and			
GENERAL OBLIGATION BONDS			
...			
Interest & Sinking Accounts			
COB Series 2001/GOB Refunding Series 2010 ... Interest & Sinking	34,158.94		
GOB Series 2013 ... Interest & Sinking	<u>406,877.80</u>	<u>441,036.74</u>	
TRUST and AGENCY FUNDS			
Criminal Justice	31,893.52		
Waste Water (State Fee)	560.00		
County Attorney Hot Check	15,816.30		
McDermott (PML)	142,384.31		
Breiten (PML)	213,250.51		
Justice Of The Peace No. 1	47,297.01		
Justice Of The Peace No. 2	30,317.57		
Appellate Judicial System	220.62		
Alternative Dispute Resolution	557.19		
Unclaimed Monies	54,211.45		
County Clerk Operating	47,464.48		
District Clerk Operating	66,443.90		
Light Up The Block	<u>0.00</u>	<u>650,416.86</u>	<u>18,530,454.23</u>
FUNDS PENDING RELEASE			
Check(s) pending release	0.00		
EFT(s) pending release	<u>0.00</u>	<u>0.00</u>	<u>0.00</u>
CHANGE FUNDS			
General Fund (F.10) ... cash provider to various offices	3,000.00		
Sheriff Seizure Fund (F.30)	1,950.00		
County Attorney Hot Check Fund (F.80)	<u>50.00</u>	<u>5,000.00</u>	<u>5,000.00</u>

FY2014-2015
 GILLESPIE COUNTY, TEXAS

CASH / INVESTMENT BALANCES
 OF ALL FUNDS MANAGED BY COUNTY TREASURER

For Period Ended June 30, 2015

UNALLOCATED MONIES			
Checking Accounts			
Justice of Peace No 2 Checking .. unaccountable funds from 02 28 1999 ... date check book was turned over to County Treasurer	(98.56)		
Justice of Peace No 2 Checking .. credit card payment pending	324.00		
Justice of Peace No 1 Checking .. credit card payment pending	495.00		
General Checking ... online payment pending / US Trea	2,721.37		
General Checking .. receipted incorret amount from online payment / SSB&T	(0.96)		
District Clerk Checking ... credit card e-file payments pending / notation only	0.00		
County Clerk Checking .. County Treasurer missing receipt	16.00	<u>3,456.85</u>	
Investment Pools ... Investment Service For Public Funds			
TexPool ... General	0.00		
TexPool ... COB Series 2001/GOB Series 2010 Interest & Sinking	0.00		
TexPool ... GOB Series 2013 Jail Project	0.00		
Texas Class ... GOB Series 2013 Jail Project	0.00	<u>0.00</u>	
Other Unallocated Funds			
none reported	<u>0.00</u>	<u>0.00</u>	<u>3,456.85</u>
			18,538,911.08

FY2014-2015
 GILLESPIE COUNTY, TEXAS

CASH / INVESTMENT BALANCES
 OF ALL FUNDS MANAGED BY COUNTY TREASURER

For Period Ended June 30, 2015

CHECKING and INVESTMENT ACCOUNTS			
CHECKING ACCOUNTS			
GENERAL OPERATING ... Interest Bearing Checking	(297.68)		
Cash On Hand	0.00		
Deposit In Process	110.00		
Deposit In Process	189.00		
Deposit In Process	130.57		
Online Transfer	(1,062.42)		
Online Transfer	(178.47)		
Online Transfer	(55.00)		
Outstanding Financial Checks	(187,242.93)		
Outstanding Payroll Checks	(6,624.90)		
Check(s) pending release	0.00	(195,031.83)	
GENERAL OPERATING ... Interest Bearing Sweep Account			
Sweep of General Operating Checking	8,709,266.76	8,709,266.76	
COB Series 2001 / GORefuding Series 2010 INTEREST & SINKING Checking	33,270.48		
Cash On Hand	0.00		
Online Transfer	178.47		
Online Transfer	0.00		
Outstanding Checks	0.00	33,448.95	
COUNTY ATTORNEY HOT CHECK ... Interest Bearing Checking	16,598.97		
Cash On Hand	0.00		
Deposit In Process	100.00		
Deposit In Process	0.00		
Outstanding Checks	(882.67)	15,816.30	
APPELLATE JUDICIAL ... Interest Bearing Checking	165.62		
Cash On Hand	0.00		
Deposit In Process	55.00		
Online Transfer	0.00		
Online Transfer	0.00		
Outstanding Checks	0.00	220.62	
JUSTICE OF THE PEACE No 1 ... Interest Bearing Checking	49,518.83		
Cash On Hand	0.00		
Deposit In Process	628.88		
Deposit In Process	0.00		
Outstanding Checks	(2,355.70)	47,792.01	
JUSTICE OF THE PEACE No 2 ... Interest Bearing Checking	31,838.40		
Cash On Hand	0.00		
Deposit In Process	136.00		
Deposit In Process	0.00		
Outstanding Checks	(1,431.39)	30,543.01	

FY2014-2015
 GILLESPIE COUNTY, TEXAS

CASH / INVESTMENT BALANCES
 OF ALL FUNDS MANAGED BY COUNTY TREASURER

For Period Ended June 30, 2015

CHECKING ACCOUNTS ... Continued			
COUNTY CLERK ... Interest Bearing Checking	44,493.31		
Cash On Hand	0.00		
Deposit In Process	1,264.25		
Deposit In Process	1,941.10		
Deposit In Process	0.00		
Deposit In Process	0.00		
Outstanding Checks ...checks outstanding prior to 10/01/2009	(108.50)		
Outstanding Checks ...outstanding checks post 09/30/2009	(109.68)	<u>47,480.48</u>	
DISTRICT CLERK ... Interest Bearing Checking	77,969.30		
Cash On Hand	0.00		
Deposit In Process	278.00		
Deposit In Process	0.00		
Outstanding Checks ...checks outstanding prior to 10/01/2009	(4,361.86)		
Outstanding Checks ...outstanding checks post 09/30/2009	(7,441.54)	<u>66,443.90</u>	
GOB SERIES 2013 - Jail Project ... Interest Bearing Checking	1.00		
Cash On Hand	0.00		
Online Transfer	0.00		
Deposit In Process	0.00		
Outstanding Checks	(7,988.57)	<u>(7,987.57)</u>	
GOB SERIES 2013 - Jail Project ... Interest Bearing Sweep Account			
Sweep of GOB 2013 Jail Project Checking	<u>60,429.27</u>	<u>60,429.27</u>	
GOB SERIES 2013 - Interest & Sinking ... Interest Bearing Checking	405,815.38		
Cash On Hand	0.00		
Online Transfer	1,062.42		
Online Transfer	0.00		
Online Transfer	0.00		
Outstanding Checks	<u>0.00</u>	<u>406,877.80</u>	<u>9,215,299.70</u>

FY2014-2015
 GILLESPIE COUNTY, TEXAS

CASH / INVESTMENT BALANCES
 OF ALL FUNDS MANAGED BY COUNTY TREASURER

For Period Ended June 30, 2015

TIME CERTIFICATE OF DEPOSIT(s)

All General Fund (10.) Investments

Blanco National Bank

BNB CD .. 0.45%	per annum, paid monthly .. 11.07.2015 maturity	100,000.00	
BNB CD .. 0.45%	per annum, paid monthly .. 02.11.2016 maturity	100,000.00	
BNB CD .. 0.45%	per annum, paid monthly .. 01.02.2016 maturity	100,000.00	
BNB CD .. 0.45%	per annum, paid monthly .. 07.19.2015 maturity	100,000.00	
BNB CD .. 0.45%	per annum, paid monthly .. 03.07.2016 maturity	100,000.00	
BNB CD .. 0.45%	per annum, paid monthly .. 09.07.2015 maturity	100,000.00	
BNB CD .. 0.45%	per annum, paid monthly .. 10.07.2015 maturity	100,000.00	
BNB CD .. 0.45%	per annum, paid monthly .. 05.28.2016 maturity	100,000.00	
BNB CD .. 0.45%	per annum, paid monthly .. 05.28.2016 maturity	100,000.00	
BNB CD .. 0.45%	per annum, paid monthly .. 08.02.2015 maturity	100,000.00	
BNB CD .. 0.45%	per annum, paid monthly .. 11.02.2015 maturity	100,000.00	
BNB CD .. 0.45%	per annum, paid monthly .. 12.02.2015 maturity	100,000.00	
BNB CD .. 0.45%	per annum, paid monthly .. 04.18.2016 maturity	100,000.00	
BNB CD .. 0.45%	per annum, paid monthly .. 11.22.2015 maturity	100,000.00	
BNB CD .. 0.45%	per annum, paid monthly .. 01.30.2016 maturity	100,000.00	
BNB CD .. 0.45%	per annum, paid monthly .. 01.30.2016 maturity	100,000.00	
BNB CD .. 0.45%	per annum, paid monthly .. 03.05.2016 maturity	100,000.00	
BNB CD .. 0.45%	per annum, paid monthly .. 04.01.2016 maturity	100,000.00	
BNB CD .. 0.45%	per annum, paid monthly .. 12.01.2015 maturity	100,000.00	
BNB CD .. 0.45%	per annum, paid monthly .. 04.01.2016 maturity	100,000.00	
BNB CD .. 0.45%	per annum, paid monthly .. 04.01.2016 maturity	100,000.00	
BNB CD .. 0.45%	per annum, paid monthly .. 04.15.2016 maturity	100,000.00	
BNB CD .. 0.45%	per annum, paid monthly .. 06.01.2016 maturity	100,000.00	
BNB CD .. 0.45%	per annum, paid monthly .. 06.15.2016 maturity	<u>100,000.00</u>	<u>2,400,000.00</u>

Security State Bank & Trust (County Depository)

SSB&T CD .. 0.35%	per annum, paid monthly .. 02.11.2016 maturity	100,000.00	
SSB&T CD .. 0.35%	per annum, paid monthly .. 05.02.2016 maturity	100,000.00	
SSB&T CD .. 0.35%	per annum, paid monthly .. 02.28.2016 maturity	100,000.00	
SSB&T CD .. 0.35%	per annum, paid monthly .. 10.29.2015 maturity	100,000.00	
SSB&T CD .. 0.35%	per annum, paid monthly .. 03.04.2016 maturity	250,000.00	
SSB&T CD .. 0.35%	per annum, paid monthly .. 04.01.2016 maturity	500,000.00	
SSB&T CD .. 0.35%	per annum, paid monthly .. 07.01.2015 maturity	500,000.00	
SSB&T CD .. 0.35%	per annum, paid monthly .. 10.01.2015 maturity	500,000.00	
SSB&T CD .. 0.35%	per annum, paid monthly .. 01.01.2016 maturity	<u>500,000.00</u>	<u>2,650,000.00</u>
			<u>5,050,000.00</u>

FY2014-2015
 GILLESPIE COUNTY, TEXAS

CASH / INVESTMENT BALANCES
 OF ALL FUNDS MANAGED BY COUNTY TREASURER

For Period Ended June 30, 2015

INVESTMENT POOLS ... Investment Service For Public Funds				
TexPool				
GENERAL ... Multi-Fund Account	3,484,252.18			
Deposit In Process	0.00			
Monies In Transit	<u>0.00</u>	<u>3,484,252.18</u>		
COB SERIES 2001/GORefunding SERIES 2010 ... Interest & Sinking	709.99			
Deposit In Process	0.00			
Monies In Transit	<u>0.00</u>	<u>709.99</u>		
GOB SERIES 2013 ... Jail Project	101,026.67			
Deposit In Process	0.00			
Monies In Transit	<u>0.00</u>	<u>101,026.67</u>		
TexPool sub-total			<u>3,585,988.84</u>	
Texas Class				
GOB SERIES 2013 ... Jail Project	682,622.54			
Deposit In Process	0.00			
Monies In Transit	<u>0.00</u>	<u>682,622.54</u>	<u>4,268,611.38</u>	
CHANGE FUNDS				
Under General Fund (F.10)				
Tax Office ... Teller Drawers (4)	1,200.00			
Tax Office ... Office Administration	0.00			
County Clerk	100.00			
District Clerk	100.00			
Justice of Peace No 1	200.00			
Justice of Peace No 2	200.00			
Pioneer Memorial Library	100.00			
Sheriff ... LEC Administration	50.00			
Sheriff ... LEB Jail Operations	50.00			
County Treasurer	1,000.00			
County Warehouse	<u>0.00</u>	<u>3,000.00</u>		
Under Sheriff Seizure (F.30)				
Sheriff ... Administrative Office	<u>1,950.00</u>	<u>1,950.00</u>		
Under County Attorney Hot Check (F.80)				
County Attorney	<u>50.00</u>	<u>50.00</u>	<u>5,000.00</u>	18,538,911.08

**FY2014-2015
 GILLESPIE COUNTY, TEXAS
 CASH / INVESTMENT BALANCES
 OF ALL FUNDS MANAGED BY COUNTY TREASURER**

For Period Ended June 30, 2015

DISTRICT CLERK HOLDING				
HOLDING ACCOUNT (s)		CASH and INVESTMENTS		
holding account(s)	<u>18,018.16</u>	<u>18,018.16</u>	<u>18,018.16</u>	18,018.16
INVESTMENT POOLS ... Investment Service For Public Funds				
TEXPOOL ... DISTRICT CLERK HOLDING	18,018.16			
Deposit In Process	0.00			
Monies In Transit	<u>0.00</u>	<u>18,018.16</u>	<u>18,018.16</u>	18,018.16

COUNTY CLERK HOLDING				
HOLDING ACCOUNT (s)		CASH and INVESTMENTS		
holding account(s)	<u>120,522.19</u>	<u>120,522.19</u>	<u>120,522.19</u>	120,522.19
INVESTMENT POOLS ... Investment Service For Public Funds				
TEXPOOL ... COUNTY CLERK HOLDING	120,522.19			
Deposit In Process	0.00			
Monies In Transit	<u>0.00</u>	<u>120,522.19</u>	<u>120,522.19</u>	120,522.19


 Laura Lundquist, C.C.T., C.I.O.
 Gillespie County Treasurer
 Gillespie County, Texas

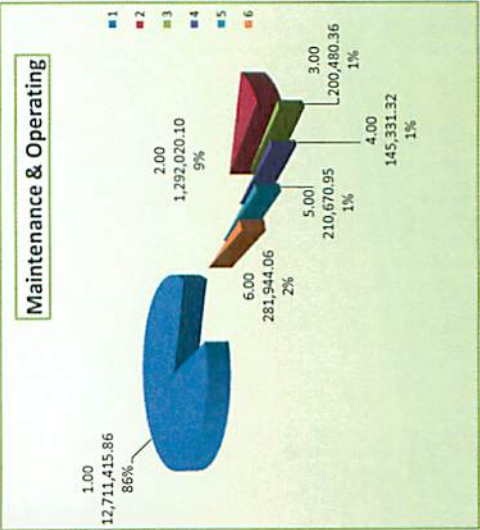
**FY2014-2015
GILLESPIE COUNTY, TEXAS
STATEMENT OF
Receipts, Disbursements, Electronic Funds Transfers, Payroll, Interfund Transfers, Adjustments, and Time Investments
of County Funds Managed by County Treasurer**

For the Period Ended June 30, 2015

FY2014-2015 For Current Account Period	Cash Balance as of 05.31.2015	Receipts	Disbursements	Electronic Fund Transfers	Payroll	Total Disbursements	Interfund Allocations In	Interfund Allocations Out	FY2015 Adjustments	FY2014 YE Adjustments	Cash Balances as of 06.30.2015	Time Investments	Adjusted Cash Balance as of 06.30.2015	FY2014-2015 For Current Account Period
GENERAL and ROAD & BRIDGE ... Maintenance & Operating Funds														
F10 General	13,432,211.76	335,199.76	602,806.47	206,330.12	246,859.07	1,055,995.66					12,711,415.86	5,050,000.00	7,661,415.86	F10 General
Road & Bridge Funds														Road & Bridge Funds
F15 County Wide	1,938,316.60	34,373.76	21,612.59		2,057.67	23,670.26		657,000.00			1,292,020.10		1,292,020.10	F15 County Wide
F16 Precinct No 1	85,391.75	7.63	41,087.68		9,831.34	50,919.02	166,000.00				200,480.36		200,480.36	F16 Precinct No 1
F17 Precinct No 2	183,841.36	4.82	136,690.56		27,824.30	164,514.86	126,000.00				145,331.32		145,331.32	F17 Precinct No 2
F18 Precinct No 3	31,137.97	0.70	19,838.03		12,629.69	32,467.72	212,000.00				210,670.95		210,670.95	F18 Precinct No 3
F19 Precinct No 4	146,331.15	25.15	9,645.12		7,767.12	17,412.24	153,000.00				281,944.06		281,944.06	F19 Precinct No 4
Sub-Total REB	2,305,018.83	34,412.06	228,873.96	0.00	63,110.12	288,984.10	657,000.00	657,000.00	0.00	0.00	2,130,446.79	0.00	2,130,446.79	Sub-Total REB
Sub-Totals General / Road & Bridge ... Maintenance & Operating Funds	15,617,230.59	369,611.82	831,680.45	206,330.12	308,969.19	1,344,979.76	657,000.00	657,000.00	0.00	0.00	14,841,662.65	5,050,000.00	9,791,662.65	Sub-Totals General / Road & Bridge ... Maintenance & Operating Funds

**Maintenance & Operating
Cash Balances by Fund
As of June 30, 2015**

12,711,415.86	General Fund
1,292,020.10	F15 County Wide
200,480.36	F16 Precinct No 1
145,331.32	F17 Precinct No 2
210,670.95	F18 Precinct No 3
281,944.06	F19 Precinct No 4
14,841,662.65	



**FY2014-2015
GILLESPIE COUNTY, TEXAS
STATEMENT OF
Receipts, Disbursements, Electronic Funds Transfers, Payroll, Interfund Transfers, Adjustments, and Time Investments
of County Funds Managed by County Treasurer**

For the Period Ended June 30, 2015

FY2014-2015 For Current Account Period	Cash Balance as of 05.31.2015	Receipts	Disbursements	Electronic Fund Transfers	Payroll	Total Disbursements	Interfund Allocations In	Interfund Allocations Out	FY2015 Adjustments	FY2014 YE Adjustments	Cash Balances as of 06.30.2015	Time Investments	Adjusted Cash Balance as of 06.30.2015	FY2014-2015 For Current Account Period
--	--	----------	---------------	------------------------------	---------	------------------------	--------------------------------	---------------------------------	-----------------------	-----------------------------	---	---------------------	---	--

SPECIAL REVENUE ... GRANTS														
F11 Grants ... General - Energy Efficiency	0.00					0.00					0.00		0.00	F11 Grants ... General - Energy Efficiency
F11 Grants ... Law Enforcement, Emergency Services P25 Compliant Radio	75,248.14					0.00					75,248.14		75,248.14	F11 Grants ... Law Enforcement, Emergency Services P25 Compliant Radio
F54 PML ... Loan Star Grant	258.39					0.00					258.39		258.39	F54 PML ... Loan Star Grant
F54 PML ... PAC-HUG Grant	211.40					0.00					211.40		211.40	F54 PML ... PAC-HUG Grant
F71 Airport Capital Project Grant	15.18					0.00					15.18		15.18	F71 Airport Capital Project Grant
Sub-Totals Special Revenue ... Grants	75,733.11	0.00	0.00	0.00	0.00	0.00	0.00	0.00	0.00	0.00	75,733.11	0.00	75,733.11	Sub-Totals Special Revenue ... Grants

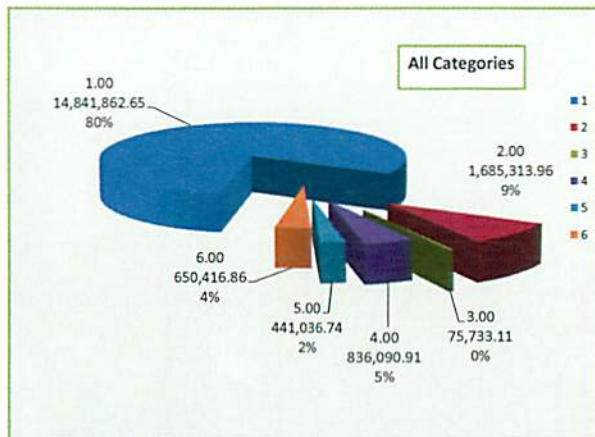
CERTIFICATES OF OBLIGATION BONDS and GENERAL OBLIGATION BONDS ... Project/Operating Accounts														
F61 COB Series 2013 ... Jail Project	956,840.46	119.63	120,869.18			120,869.18					836,090.91		836,090.91	F61 COB Series 2013 ... Jail Project
Sub-Totals COB ... GOB Operating	956,840.46	119.63	120,869.18	0.00	0.00	120,869.18	0.00	0.00	0.00	0.00	836,090.91	0.00	836,090.91	Sub-Totals COB ... GOB Operating

CERTIFICATES OF OBLIGATION BONDS and GENERAL OBLIGATION BONDS ... Interest & Sinking Accounts														
F62 GOB Series 2013 ... Interest & Sinking	400,170.32	6,707.48				0.00					406,877.80		406,877.80	F62 GOB Series 2013 ... Interest & Sinking
F53 COB Series 2001 / GOB Refunding Series 2013 ... Interest & Sinking	32,977.43	1,181.51				0.00					34,158.94		34,158.94	F53 COB Series 2001 / GOB Refunding Series 2013 ... Interest & Sinking
Sub-Totals COB ... GOB I&S	433,147.75	7,888.99	0.00	0.00	0.00	0.00	0.00	0.00	0.00	0.00	441,036.74	0.00	441,036.74	Sub-Totals COB ... GOB I&S

**FY2014-2015
GILLESPIE COUNTY, TEXAS
STATEMENT OF
Receipts, Disbursements, Electronic Funds Transfers, Payroll, Interfund Transfers, Adjustments, and Time Investments
of County Funds Managed by County Treasurer**

For the Period Ended June 30, 2015

FY2014-2015 For Current Account Period	Cash Balance as of 05.31.2015	Receipts	Disbursements	Electronic Fund Transfers	Payroll	Total Disbursements	Interfund Allocations In	Interfund Allocations Out	FY2015 Adjustments	FY2014 YE Adjustments	Cash Balances as of 06.30.2015	Time Investments	Adjusted Cash Balance as of 06.30.2015	FY2014-2015 For Current Account Period
TRUST and AGENCY														
F22 Criminal Justice	24,194.34	7,699.18				0.00					31,893.52		31,893.52	F22 Criminal Justice
F27 Waste Water	440.00	120.00				0.00					560.00		560.00	F27 Waste Water
F80 County Attorney Hot Check	12,510.39	3,311.39	5.48			5.48					15,816.30		15,816.30	F80 County Attorney Hot Check
F89 McDermott (PML)	142,357.89	26.42				0.00					142,384.31		142,384.31	F89 McDermott (PML)
F92 Breiten (PML)	213,792.21	39.57	581.27			581.27					213,250.51		213,250.51	F92 Breiten (PML)
F85 Justice Of Peace 1	32,652.18	16,132.68	1,487.85			1,487.85					47,297.01		47,297.01	F85 Justice Of Peace 1
F86 Justice Of Peace 2	16,376.08	13,996.49	55.00			55.00					30,317.57		30,317.57	F86 Justice Of Peace 2
F83 Appellate Judicial	90.06	130.56				0.00					220.62		220.62	F83 Appellate Judicial
F84 Alternative Dispute Resolution	296.09	261.10				0.00					557.19		557.19	F84 Alternative Dispute Resolution
F90 Unclaimed Monies	54,211.45					0.00					54,211.45		54,211.45	F90 Unclaimed Monies
F94 County Clerk Operating	37,691.67	46,398.48	36,625.67			36,625.67					47,464.48		47,464.48	F94 County Clerk Operating
F95 District Clerk Operating	66,580.01	18,053.85	18,189.96			18,189.96					66,443.90		66,443.90	F95 District Clerk Operating
F99 Light Up The Block	0.00					0.00					0.00		0.00	F99 Light Up The Block
Sub-Totals Trust and Agency	601,192.37	106,169.72	56,945.23	0.00	0.00	56,945.23	0.00	0.00	0.00	0.00	650,416.86	0.00	650,416.86	Sub-Totals Trust and Agency
TOTALS ALL FUNDS	19,534,757.94	528,307.79	1,011,905.89	206,330.12	314,375.49	1,532,611.50	657,000.00	657,000.00	0.00	0.00	18,530,454.23	5,050,000.00	13,480,454.23	TOTALS ALL FUNDS



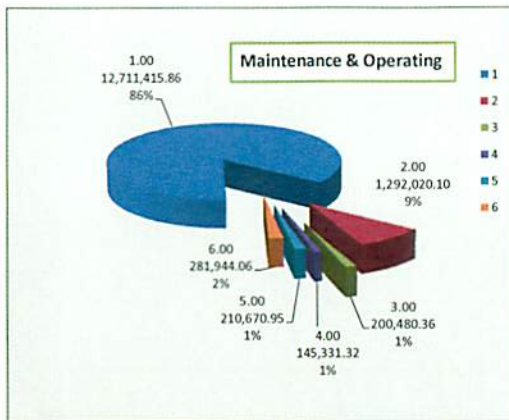
**Cash Balances by Category
As of June 30, 2015**

1	14,841,862.65	Maintenance & Operating
2	1,685,313.96	Special Revenue
3	75,733.11	Special Revenue ... Grants
4	836,090.91	Certificates of Obligation Bonds & General Obligation Bonds ... Project Operating
5	441,036.74	Certificates of Obligation Bonds & General Obligation Bonds ... Interest & Sinking
6	650,416.86	Trust and Agency
	18,530,454.23	

**FY2014-2015
GILLESPIE COUNTY, TEXAS
STATEMENT OF
Receipts, Disbursements, Electronic Funds Transfers, Payroll, Interfund Transfers, Adjustments, and Time Investments
of County Funds Managed by County Treasurer**

Fiscal Year to Date as of Period Ended June 30, 2015

FY2014-2015 Fiscal Year to Date as of Period Ended	Cash Balance as of 09.30.2014	Receipts	Disbursements	Electronic Fund Transfers	Payroll	Total Disbursements	Interfund Allocations In	Interfund Allocations Out	FY2015 Adjustments	FY2014 YE Adjustments	Cash Balances as of 06.30.2015	Time Investments	Adjusted Cash Balance as of 06.30.2015	FY2014-2015 Fiscal Year to Date as of Period Ended
GENERAL and ROAD & BRIDGE ... Maintenance & Operating Funds														GENERAL and ROAD & BRIDGE ... Maintenance & Operating Funds
F10 General	9,427,791.73	12,704,047.40	5,186,847.80	1,968,108.42	2,265,467.05	9,420,423.27					12,711,415.86	5,050,000.00	7,661,415.86	F10 General
Road & Bridge Funds														Road & Bridge Funds
F15 County Wide	378,620.01	2,342,329.80	95,635.35		19,294.36	114,929.71		1,314,000.00			1,292,020.10		1,292,020.10	F15 County Wide
F16 Precinct No 1	241,992.22	179.82	232,924.80		140,766.88	373,691.68	332,000.00				200,480.36		200,480.36	F16 Precinct No 1
F17 Precinct No 2	250,708.69	266.79	215,379.91		142,264.25	357,644.16	252,000.00				145,331.32		145,331.32	F17 Precinct No 2
F18 Precinct No 3	143,588.42	71.39	199,132.29		157,856.57	356,988.86	424,000.00				210,670.95		210,670.95	F18 Precinct No 3
F19 Precinct No 4	228,968.64	982.51	127,768.07		126,239.02	254,007.09	306,000.00				281,944.06		281,944.06	F19 Precinct No 4
Sub-Total R&B	1,243,877.98	2,343,830.31	870,840.42	0.00	586,421.06	1,457,251.50	1,314,000.00	1,314,000.00	0.00	0.00	2,130,446.79	0.00	2,130,446.79	Sub-Total R&B
Sub-Totals General / Road & Bridge ... Maintenance & Operating Funds	10,671,669.71	15,047,877.71	6,057,688.22	1,968,108.42	2,851,888.13	10,877,684.77	1,314,000.00	1,314,000.00	0.00	0.00	14,841,862.65	5,050,000.00	9,791,862.65	Sub-Totals General / Road & Bridge ... Maintenance & Operating Funds



**Maintenance & Operating
Cash Balances by Fund
As of June 30, 2015**

12,711,415.86	General Fund
1,292,020.10	F15 County Wide
200,480.36	F16 Precinct No 1
145,331.32	F17 Precinct No 2
210,670.95	F18 Precinct No 3
<u>281,944.06</u>	F19 Precinct No 4
14,841,862.65	

**FY2014-2015
GILLESPIE COUNTY, TEXAS
STATEMENT OF
Receipts, Disbursements, Electronic Funds Transfers, Payroll, Interfund Transfers, Adjustments, and Time Investments
of County Funds Managed by County Treasurer**

Fiscal Year to Date as of Period Ended June 30, 2015

FY2014-2015 Fiscal Year to Date as of Period Ended	Cash Balance as of 09.30.2014	Receipts	Disbursements	Electronic Fund Transfers	Payroll	Total Disbursements	Interfund Allocations In	Interfund Allocations Out	FY2015 Adjustments	FY2014 YE Adjustments	Cash Balances as of 06.30.2015	Time Investments	Adjusted Cash Balance as of 06.30.2015	FY2014-2015 Fiscal Year to Date as of Period Ended
SPECIAL REVENUE														SPECIAL REVENUE
F20 Law Library	13,480.79	10,997.99	18,757.00			18,757.00					5,721.78		5,721.78	F20 Law Library
F21 Lateral Road Precinct Depts														F21 Lateral Road Precinct Depts
Precinct No 1	0.00	6,633.18				0.00					6,633.18		6,633.18	Precinct No 1
Precinct No 2	0.00	6,633.18				0.00					6,633.18		6,633.18	Precinct No 2
Precinct No 3	0.00	6,633.18				0.00					6,633.18		6,633.18	Precinct No 3
Precinct No 4	0.00	6,633.18				0.00					6,633.18		6,633.18	Precinct No 4
F24 Probate	26,340.90	2,531.13				0.00					28,872.03		28,872.03	F24 Probate
F25 Court Reporter	236.68	2,687.63	1,850.00			1,850.00					1,074.31		1,074.31	F25 Court Reporter
F28 County Records Mgmt	83,503.81	5,929.96				0.00					89,433.77		89,433.77	F28 County Records Mgmt
F29 County Clerk Records Mgmt	86,517.49	47,519.24	5,320.26		16,959.94	22,280.20					111,756.53		111,756.53	F29 County Clerk Records Mgmt
F30 Sheriff Forfeiture	15,712.92	29,874.96	8,658.34			8,658.34					36,929.54		36,929.54	F30 Sheriff Forfeiture
F31 Sheriff Abandoned Vehicle Security	1,199.37	1.63				0.00					1,201.00		1,201.00	F31 Sheriff Abandoned Vehicle Security
F32 Courthouse Security	27,149.25	1,717.37				0.00					28,866.62		28,866.62	F32 Courthouse Security
F34 District Clerk Records Mgmt	12,630.03	11,907.55	989.15		22,012.89	23,002.04					1,535.54		1,535.54	F34 District Clerk Records Mgmt
F35 County & District Courts Technology	5,630.28	1,093.14				0.00					6,723.42		6,723.42	F35 County & District Courts Technology
F36 Occupancy Tax	13,523.64	2,372.00				0.00					15,895.64		15,895.64	F36 Occupancy Tax
F37 Pretrial Intervention	447,100.78	350,193.72	375,557.60			375,557.60					421,736.90		421,736.90	F37 Pretrial Intervention
F51 Justice Court Technology	123,025.71	6,933.34				0.00					123,025.71		123,025.71	F51 Justice Court Technology
F72 Airport Operating	102,554.58	598,769.47	163,170.82	18,643.00	50,836.76	105,866.88					109,487.92		109,487.92	F72 Airport Operating
F78 LOOSE - Sheriff	598,769.47	3,057.70	36,387.12			0.00					656,073.41		656,073.41	F78 LOOSE - Sheriff
F79 LOOSE - Constable 1	2,058.58	659.15				0.00					5,116.28		5,116.28	F79 LOOSE - Constable 1
F82 LOOSE - Constable 2	7,379.00	659.15	780.55			0.00					8,038.15		8,038.15	F82 LOOSE - Constable 2
F81 Tax Assessor-M V I	6,105.88	659.15	780.55			780.55					5,964.48		5,964.48	F81 Tax Assessor-M V I
F40 Sheriff Equitable Sharing	106.75	1.29				0.00					106.75		106.75	F40 Sheriff Equitable Sharing
F40 Sheriff Equitable Sharing	1,200.17					0.00					1,201.46		1,201.46	F40 Sheriff Equitable Sharing
Sub-Totals	1,574,226.08	667,840.49	448,300.02	18,643.00	89,809.59	556,752.61	0.00	0.00	0.00	0.00	1,685,313.96	0.00	1,685,313.96	Sub-Totals
Special Revenue														Special Revenue

**FY2014-2015
GILLESPIE COUNTY, TEXAS
STATEMENT OF
Receipts, Disbursements, Electronic Funds Transfers, Payroll, Interfund Transfers, Adjustments, and Time Investments
of County Funds Managed by County Treasurer**

Fiscal Year to Date as of Period Ended June 30, 2015

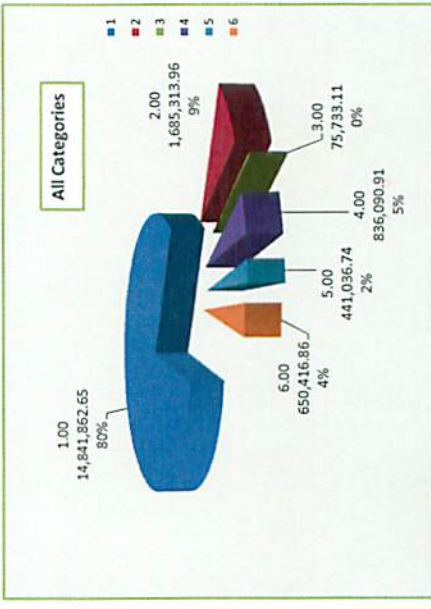
FY2014-2015 Fiscal Year to Date as of Period Ended	Cash Balance as of 09.30.2014	Receipts	Disbursements	Electronic Fund Transfers	Payroll	Total Disbursements	Interfund Allocations In	Interfund Allocations Out	FY2015 Adjustments	FY2014 YE Adjustments	Cash Balances as of 06.30.2015	Time Investments	Adjusted Cash Balance as of 06.30.2015	FY2014-2015 Fiscal Year to Date as of Period Ended
SPECIAL REVENUE ... GRANTS														
F11 Grants ... General - Energy Efficiency	0.00					0.00					0.00		0.00	F11 Grants ... General - Energy Efficiency
F11 Grants ... Law Enforcement, Emergency Services P25 Compliant Radio	75,248.14					0.00					75,248.14		75,248.14	F11 Grants ... Law Enforcement, Emergency Services P25 Compliant Radio
F54 PML ... Loan Star Grant	258.39					0.00					258.39		258.39	F54 PML ... Loan Star Grant
F54 PML ... PAC-HUG Grant	211.40					0.00					211.40		211.40	F54 PML ... PAC-HUG Grant
F71 Airport Capital Project Grant	15.18					0.00					15.18		15.18	F71 Airport Capital Project Grant
Sub-Totals	75,733.11	0.00	0.00	0.00	0.00	0.00	0.00	0.00	0.00	0.00	75,733.11	0.00	75,733.11	Sub-Totals
Special Revenue ... Grants														Special Revenue ... Grants
CERTIFICATES OF OBLIGATION BONDS and GENERAL OBLIGATION BONDS ...														
Project Operating Accounts														
F61 GOB Series 2013 ... Jail Project	5,249,856.00	21,397.31	4,435,162.40			4,435,162.40					836,090.91		836,090.91	F61 GOB Series 2013 ... Jail Project
Sub-Totals	5,249,856.00	21,397.31	4,435,162.40	0.00	0.00	4,435,162.40	0.00	0.00	0.00	0.00	836,090.91	0.00	836,090.91	Sub-Totals
COB ... GOB Operating														COB ... GOB Operating
CERTIFICATES OF OBLIGATION BONDS and GENERAL OBLIGATION BONDS ...														
Interest & Sinking Accounts														
F62 GOB Series 2013 ... Interest & Sinking	186,733.10	998,469.70		778,325.00		778,325.00					406,877.80		406,877.80	F62 GOB Series 2013 ... Interest & Sinking
F53 COB Series 2001 / GOB Refunding Series 2013 ... Interest & Sinking	30,914.07	169,414.87	750.00	165,420.00		166,170.00					34,158.94		34,158.94	F53 COB Series 2001 / GOB Refunding Series 2013 ... Interest & Sinking
Sub-Totals	217,647.17	1,167,884.57	750.00	943,745.00	0.00	944,495.00	0.00	0.00	0.00	0.00	441,036.74	0.00	441,036.74	Sub-Totals
COB ... GOB I&S														COB ... GOB I&S

**FY2014-2015
GILLESPIE COUNTY, TEXAS
STATEMENT OF
Receipts, Disbursements, Electronic Funds Transfers, Payroll, Interfund Transfers, Adjustments, and Time Investments
of County Funds Managed by County Treasurer**

Fiscal Year to Date as of Period Ended June 30, 2015

FY2014-2015 Fiscal Year to Date as of Period Ended	Cash Balance as of 09.30.2014	Receipts	Disbursements	Electronic Fund Transfers	Payroll	Total Disbursements	Interfund Allocations In	Interfund Allocations Out	FY2015 Adjustments	FY2014 YE Adjustments	Cash Balances as of 06.30.2015	Time Investments	Adjusted Cash Balance as of 06.30.2015	FY2014-2015 Fiscal Year to Date as of Period Ended
TRUST and AGENCY														
F22 Criminal Justice	56,439.35	209,184.80	1,052.96	232,677.67		233,730.63					31,893.52		31,893.52	F22 Criminal Justice
F27 Waste Water	610.00	1,240.00	1,290.00			1,290.00					560.00		560.00	F27 Waste Water
F80 County Attorney Hot Check	11,142.69	29,072.20	24,398.59			24,398.59					15,816.30		15,816.30	F80 County Attorney Hot Check
F89 McDermott (PML)	144,339.67	195.01	2,150.37			2,150.37					142,384.31		142,384.31	F89 McDermott (PML)
F92 Breiten (PML)	213,777.98	292.86	820.33			820.33					213,250.51		213,250.51	F92 Breiten (PML)
F85 Justice Of Peace 1	36,196.17	155,702.32	144,601.48			144,601.48					47,297.01		47,297.01	F85 Justice Of Peace 1
F86 Justice Of Peace 2	25,655.83	225,747.33	221,085.59			221,085.59					30,317.57		30,317.57	F86 Justice Of Peace 2
F83 Appellate Judicial	703.81	1,571.31	2,054.50			2,054.50					220.62		220.62	F83 Appellate Judicial
F84 Alternative Dispute Resolution	720.00	4,051.11	4,213.92			4,213.92					557.19		557.19	F84 Alternative Dispute Resolution
F90 Unclaimed Monies	55,949.27	43,947.02	1,737.82			1,737.82					54,211.45		54,211.45	F90 Unclaimed Monies
F84 County Clerk Operating	43,947.02	371,978.93	368,461.47			368,461.47					47,464.48		47,464.48	F84 County Clerk Operating
F95 District Clerk Operating	86,979.66	157,697.27	178,233.03			178,233.03					66,443.90		66,443.90	F95 District Clerk Operating
F99 Light Up The Block	3.48		3.48			3.48					0.00		0.00	F99 Light Up The Block
Sub-Totals Trust and Agency	676,464.93	1,166,733.14	950,103.64	232,677.67	0.00	1,182,781.21	0.00	0.00	0.00	0.00	650,416.86	0.00	650,416.86	Sub-Totals Trust and Agency

TOTALS ALL FUNDS	18,465,597.00	18,061,733.22	11,892,004.18	3,163,174.09	2,941,697.72	17,996,875.99	1,314,000.00	1,314,000.00	0.00	0.00	18,530,454.23	5,050,000.00	13,480,454.23	TOTALS ALL FUNDS
-----------------------------	----------------------	----------------------	----------------------	---------------------	---------------------	----------------------	---------------------	---------------------	-------------	-------------	----------------------	---------------------	----------------------	-----------------------------



**Cash Balances by Category
As of June 30, 2015**

- 14,841,862.65 Maintenance & Operating
- 1,685,313.96 Special Revenue
- 75,733.11 Special Revenue ... Grants
- 836,090.91 Certificates of Obligation Bonds & General Obligation Bonds ... Project Operating
- 441,036.74 Certificates of Obligation Bonds & General Obligation Bonds ... Interest & Sinking
- 650,416.86 Trust and Agency
- 18,530,454.23

FY2014-2015
GILLESPIE COUNTY, TEXAS
STATEMENT OF
Fund Cash/ Investment Balances of All County Funds Managed By County Treasurer

FUND DESCRIPTION ACTIVE FUNDS		FY2015	FY2014	FY2013	FY2012	FY2011	FY2010	FY2009	FY2008	FY2007	FY2006	FY2005
As of 06.30.2015						As Of Fiscal Year Ending Date						
GENERAL and ROAD & BRIDGE Maintenance & Operating												
F10	General Fund											
	All Departments	12,711,415.86	9,427,791.73	7,929,967.87	6,382,410.44	7,099,577.50	8,058,141.42	9,262,263.41	8,857,295.99	7,871,493.01	6,391,051.39	4,764,571.70
Road & Bridge												
F15	County Wide	1,292,020.10	378,620.01	285,411.34	269,007.62	247,933.84	231,323.63	415,645.89	590,087.10	266,135.87	214,879.76	325,631.63
F16	Precinct No 1	200,480.36	241,992.22	241,285.37	245,176.66	314,264.01	419,950.01	310,192.73	159,578.97	288,106.85	214,159.86	146,948.45
F17	Precinct No 2	145,331.32	250,708.69	263,049.77	258,790.65	290,025.28	437,336.83	225,655.61	238,217.17	214,371.88	129,291.12	143,620.74
F18	Precinct No 3	210,670.95	143,588.42	266,091.82	255,513.57	302,798.14	356,974.50	189,553.20	94,153.92	261,697.98	131,482.78	89,710.29
F19	Precinct No 4	281,944.06	228,968.64	296,509.28	242,510.97	296,473.77	334,265.94	297,466.40	205,119.63	294,441.60	144,424.27	87,076.99
	Road & Bridge Sub-Totals	2,130,446.79	1,243,877.98	1,352,347.58	1,270,999.47	1,451,495.04	1,779,850.91	1,438,513.83	1,287,156.79	1,324,754.18	834,237.79	792,986.10
Sub-Totals General and Road & Bridge Maintenance & Operating		14,841,862.65	10,671,669.71	9,282,315.45	7,653,409.91	8,551,072.54	9,837,992.33	10,700,777.24	10,144,452.78	9,196,247.19	7,225,289.18	5,557,559.80

FY2014-2015
GILLESPIE COUNTY, TEXAS
STATEMENT OF

Fund Cash/ Investment Balances of All County Funds Managed By County Treasurer

FUND DESCRIPTION ACTIVE FUNDS		FY2015	FY2014	FY2013	FY2012	FY2011	FY2010	FY2009	FY2008	FY2007	FY2006	FY2005	
		As of 06.30.2015						As Of Fiscal Year Ending Date					
SPECIAL REVENUE													
F20	Law Library	5,721.78	13,480.79	22,378.86	28,338.91	39,192.23	43,400.98	41,852.55	42,419.59	40,079.68	36,066.66	31,284.42	
F21	Lateral Road Precinct Depts								31,328.62	18,897.94	0.00	12,377.05	
	Precinct No 1	6,633.18	0.00	0.00	0.00	0.00	0.00	0.00					
	Precinct No 2	6,633.18	0.00	0.00	0.00	0.00	0.00	0.00					
	Precinct No 3	6,633.18	0.00	0.00	0.00	0.00	0.00	0.00					
	Precinct No 4	6,633.18	0.00	0.00	0.00	0.00	0.00	0.00					
F24	Probate Training	28,872.03	26,340.90	23,622.04	19,141.40	16,237.87	12,211.95	9,105.91	5,897.08	3,645.71	3,765.83	3,195.83	
F25	Court Reporter Service	1,074.31	236.68	2,457.15	772.43	531.72	3,586.72	3,925.99	4,749.95	4,047.90	5,121.28	5,477.58	
F28	County Records Mgt	89,433.77	83,503.81	75,768.96	68,085.54	60,798.05	85,746.02	83,499.27	78,601.53	67,393.03	58,717.22	51,017.76	
F29	County Clerk Rcds Mgt	111,756.53	86,517.49	60,025.77	49,201.97	50,654.52	68,198.97	73,472.48	70,443.27	82,242.00	72,150.57	72,669.38	
F30	Sheriff Forfeiture	36,929.54	15,712.92	15,899.44	11,441.71	7,858.55	9,611.45	9,686.21	7,929.49	7,672.56	7,249.58	5,649.05	
F97	Sheriff Abandoned Vehicle	1,201.00	1,199.37	1,197.57	1,195.50	1,193.43	1,191.12	1,188.59					
F31	Justice Court Bldg Security	28,866.62	27,149.25	24,171.38	21,074.90	18,274.01	14,515.70	10,916.77	7,584.19	4,002.12	1,179.63		
F32	Courthouse Security	1,535.54	12,630.03	44,053.70	71,743.76	102,026.09	130,994.24	144,526.10	135,480.79	121,098.83	107,026.56	97,568.68	
F34	Distist Clerk Records Mgmnt	6,723.42	5,630.28	5,335.50	3,698.05	5,990.38	4,439.59	2,786.99	1,052.78	1,379.12	3,360.24	2,440.00	
F35	County & District Courts Technology	15,895.64	13,523.64	11,667.87	8,337.60	5,132.39	1,816.93						
F36	Occupacy Tax	421,736.90	447,100.78	390,614.91	338,673.95	308,813.75	320,237.64	317,065.36	247,888.90	119,121.10	0.00		
F37	Pretrial Intervention	123,025.71	123,025.71	122,525.71	114,790.71	66,662.71	28,926.64	13,800.00	7,300.00				
F51	Justice Court Technology	109,487.92	102,554.58	90,599.26	78,070.58	74,024.21	58,891.29	45,290.75	33,688.80	21,166.16	9,714.42	4,805.84	
F72	Airport Operating	656,073.41	598,769.47	573,788.08	89,165.48	23,728.30	11,341.82	73,880.94	31,324.65	16,738.96	39,251.50	24,529.76	
F78	LEOSE-Sheriff	5,116.28	2,058.58	0.00	1,126.08	4,026.08	2,976.21	7,014.12	5,446.60	4,467.33	3,818.12	2,074.71	
F79	LEOSE-Constable 1	8,038.15	7,379.00	6,728.73	6,728.73	6,748.73	6,086.06	5,498.36	4,837.67	4,167.79	3,560.06	2,890.67	
F82	LEOSE-Constable 2	5,984.48	6,105.88	5,455.61	5,455.61	5,455.61	5,537.84	5,421.92	4,761.23	4,091.35	3,785.87	3,116.48	
F81	Tax Assessor M V I	106.75	106.75	106.75	106.75	95.92	73.66	73.66	0.00	2,290.79	2,178.41	1,833.73	
F40	Sheriff Equitable Sharing	1,201.46	1,200.17										
	Sub-Totals												
	Special Revenue	1,685,313.96	1,574,226.08	1,476,397.29	917,149.66	797,444.55	809,784.83	849,005.97	720,735.14	522,502.37	356,945.95	320,930.94	

FY2014-2015
GILLESPIE COUNTY, TEXAS
STATEMENT OF
Fund Cash/ Investment Balances of All County Funds Managed By County Treasurer

FUND DESCRIPTION ACTIVE FUNDS	FY2015	FY2014	FY2013	FY2012	FY2011	FY2010	FY2009	FY2008	FY2007	FY2006	FY2005
----------------------------------	--------	--------	--------	--------	--------	--------	--------	--------	--------	--------	--------

As of 06.30.2015

As Of Fiscal Year Ending Date

SPECIAL REVENUE ... GRANTS

F11	Grants ... General - Energy Efficiency	0.00	0.00	0.00	0.00	38.98						
F11	Grants ... Law Enforcement, Emergency Services P25 Compliant Radio	75,248.14	75,248.14	(78,346.14)	0.00							
F54	PML...Loan Star Grant	258.39	258.39	258.39	258.39	258.39	254.04	345.29	522.91	293.50	65.12	28.36
F54	PML...PAC-HUG Grant	211.40	211.40	211.40	211.40	211.40	211.40	211.06	209.40	6,634.72	6,307.45	
F71	Airport Capital Project Grant	15.18	15.18	11,795.25								
	Sub-Totals											
	Special Revenue ... Grants	75,733.11	75,733.11	(66,081.10)	469.79	508.77	465.44	556.35	732.31	6,928.22	6,372.57	28.36

CERTIFICATES OF OBLIGATION BONDS and GENERAL OBLIGATION BONDS
Operating Accounts

F61	GOB Series 2013 ... Jail Project	836,090.91	5,249,856.00	13,952,401.46								
	Sub-Totals											
	COB ... GOB Operating	836,090.91	5,249,856.00	13,952,401.46	0.00	0.00	0.00	0.00	0.00	0.00	0.00	0.00

CERTIFICATES OF OBLIGATION BONDS and GENERAL OBLIGATION BONDS
Interest & Sinking Accounts

F62	GOB Series 2013 ... Interest & Sinking	406,877.80	186,733.10	33,431.94								
F53	COB Series 2001 / GOB Refunding Series 2013 ... Interest & Sinking	34,158.94	30,914.07	37,851.74	30,199.42	28,061.84	2,624.28	8,069.04	82,110.37	95,558.09	31,073.48	23,260.33
	Sub-Totals											
	COB ... GOB I&S	441,036.74	217,647.17	71,283.68	30,199.42	28,061.84	2,624.28	8,069.04	82,110.37	95,558.09	31,073.48	23,260.33

FY2014-2015
GILLESPIE COUNTY, TEXAS
STATEMENT OF

Fund Cash/ Investment Balances of All County Funds Managed By County Treasurer

FUND DESCRIPTION ACTIVE FUNDS		FY2015	FY2014	FY2013	FY2012	FY2011	FY2010	FY2009	FY2008	FY2007	FY2006	FY2005	
		As of 06.30.2015					As Of Fiscal Year Ending Date						
TRUST and AGENCY													
F22	Criminal Justice	31,893.52	56,439.35	62,059.07	51,843.04	61,241.11	72,063.98	65,435.27	86,647.15	71,204.17	56,514.01	47,492.20	
F27	Waste Water	560.00	610.00	500.00	660.00	450.00	630.00	590.00	910.00	300.00	2,500.00	1,090.00	
F80	Co Attorney Hot Check	15,816.30	11,142.69	17,676.23	21,388.16	14,191.24	6,555.71	23,288.36	13,177.74	8,791.79	9,641.14	9,240.53	
F89	McDermott	142,384.31	144,339.67	145,002.86	144,748.09	155,460.28	157,606.59	157,267.26	155,991.94	150,937.08	143,185.65	138,423.71	
F92	Breiten	213,250.51	213,777.98	232,518.32	242,104.78	263,175.02	295,903.52	295,266.14	292,871.78	283,381.35	374,330.42	416,034.73	
F85	Justice Peace No 1	47,297.01	36,196.17	38,870.87	32,802.78	31,544.44	42,704.30	27,861.46	32,606.50	31,714.74	31,364.72	20,388.07	
F86	Justice Peace No 2	30,317.57	25,655.83	23,579.31	23,495.92	25,400.31	30,650.37	26,998.27	29,161.96	34,657.77	22,634.54	22,782.46	
F83	Appellate Judicial	220.62	703.81	1,315.45	1,354.03	1,180.92	1,181.94	1,075.75	1,547.53	1,154.53	1,161.47	819.50	
F84	Alternative Dispute	557.19	720.00	1,796.86	1,493.98	2,087.71	1,840.22	1,664.85	1,697.66	2,052.55	2,024.68	6,530.00	
F90	Unclaimed Monies	54,211.45	55,949.27	50,746.77	48,698.94	47,544.20	47,757.66	46,394.14	43,344.41	36,840.41	5,213.28	4,961.20	
F94	County Clerk Operating	47,464.48	43,947.02	33,039.61	38,409.66	32,375.08	41,376.98						
F95	District Clerk Operating	66,443.90	86,979.66	41,113.16	41,651.53	48,532.38	47,975.16						
F99	Light Up The Block	0.00	3.48	3.48	3.48	3.48	3.48	73.05	90.54	47.76	0.00	0.00	
Sub-Totals Trust & Agency		650,416.86	676,464.93	648,221.99	648,654.39	683,186.17	746,249.91	645,914.55	658,047.21	621,082.15	648,569.91	667,762.40	
TOTALS ALL ACTIVE FUNDS		18,530,454.23	18,465,597.00	25,364,538.77	9,249,883.17	10,060,273.87	11,397,116.79	12,204,323.15	11,606,077.81	10,442,318.02	8,268,251.09	6,569,541.83	
		FY2015 As of 06.30.2015	FY2014	FY2013	FY2012	FY2011	FY2010	FY2009	FY2008	FY2007	FY2006	FY2005	
										As Of Fiscal Year Ending Date			

FY2014-2015
GILLESPIE COUNTY, TEXAS
STATEMENT OF

Fund Cash/ Investment Balances of All County Funds Managed By County Treasurer

FUND DESCRIPTION INACTIVE FUNDS	FY2015	FY2014	FY2013	FY2012	FY2011	FY2010	FY2009	FY2008	FY2007	FY2006	FY2005
------------------------------------	--------	--------	--------	--------	--------	--------	--------	--------	--------	--------	--------

As of 06.30.2015

As Of Fiscal Year Ending Date

INACTIVE FUNDS												
F87	Flora Eckert				0.00	0.00	2,633.35	4,511.42	6,484.28	6,274.17	5,951.99	5,682.06
F49	Homeland Security (2)					0.00	0.00	0.00	0.00	0.00	0.00	0.00
F50	Homeland Security					0.00	0.00	0.00	0.00	0.00	100.00	0.00
F88	Krikorian					0.00	0.00	28,000.00	26,700.71	25,835.51	25,117.93	24,942.10
F38	Intoxication/Drug Court					0.00	0.00	0.00	869.40			
F33	Graffiti Eradication					0.00	0.00	0.00	0.00	0.00	0.00	0.00
F52	COB Series 2001					0.00	0.00	0.00	0.00	0.00	0.00	0.00
F--	County Court Records Archive...							0.00	0.00	0.00	0.00	0.00
F55	TIF Grant											
F56	1997 TCHCA-Fbg											
F74	Airport Economic											
F60	Post Office Certificates											
F26	Historical Commission											
F57	Harper-1996TCDP											
F58	Stonewall Grant #2											
F59	Stonewall Grant #1											
F91	DWI Educational											
F73	Airport Master											
F14	Internal Inventory											
TOTALS ALL INACTIVE FUNDS		0.00	0.00	0.00	0.00	0.00	2,633.35	32,511.42	34,054.39	32,109.68	31,169.92	30,624.16

TOTALS ALL FUNDS		18,530,454.23	18,465,597.00	25,364,538.77	9,249,883.17	10,060,273.87	11,399,750.14	12,236,834.57	11,640,132.20	10,474,427.70	8,299,421.01	6,600,165.99
		FY2015	FY2014	FY2013	FY2012	FY2011	FY2010	FY2009	FY2008	FY2007	FY2006	FY2005
		As of 06.30.2015										As Of Fiscal Year Ending Date

FY2014-2015
GILLESPIE COUNTY, TEXAS
STATEMENT OF
Maintenance & Operating Accounts

	FY2015	FY2014	FY2013	FY2012	FY2011	FY2010	FY2009	FY2008	FY2007	FY2006	FY2005	FY2004
	as of 06.30.2015	As Of Fiscal Year Ending Date										
GENERAL and ROAD & BRIDGE Maintenance & Operating	Revenues Inclusive Interfund Allocations											
General M&O												
F10 General Fund	12,704,047.40	12,755,375.08	12,660,309.58	10,657,906.95	10,270,640.00	10,012,774.28	10,028,550.21	9,924,012.18	9,490,558.36	8,835,351.86	7,552,137.53	6,694,818.95
General Fund Over/(Under) Prior Period	(51,327.68)	95,065.50	2,002,402.63	387,266.95	257,865.72	(15,775.93)	104,538.03	433,453.82	655,206.50	1,283,214.33	857,318.58	
General Fund Cumulative Change for Periods Shown	6,009,228.45	6,060,556.13	5,965,490.63	3,963,089.00	3,575,821.05	3,317,955.33	3,333,731.26	3,229,193.23	2,795,739.41	2,140,532.91	857,318.58	
Road & Bridge M&O												
F15 County Wide	2,342,329.80	2,340,392.13	2,406,186.26	2,332,689.79	2,238,480.99	2,655,743.60	2,455,013.90	2,407,977.22	1,729,457.34	1,503,999.95	1,460,739.18	1,803,469.90
F16 Precinct No 1	332,179.82	562,311.15	535,823.96	495,287.80	435,659.70	744,672.18	777,666.49	466,454.42	389,503.85	464,726.41	353,441.58	363,007.70
F17 Precinct No 2	252,266.79	470,090.32	458,483.76	393,971.07	360,599.55	696,129.62	488,100.77	437,920.95	414,722.93	340,778.11	382,243.78	249,193.16
F18 Precinct No 3	424,071.39	653,606.04	774,237.93	893,200.46	815,249.25	827,083.23	773,976.99	580,570.58	415,908.20	451,128.21	381,907.46	446,687.99
F19 Precinct No 4	<u>306,982.51</u>	<u>444,169.11</u>	<u>503,497.57</u>	<u>395,510.13</u>	<u>490,546.26</u>	<u>554,193.35</u>	<u>558,733.58</u>	<u>486,036.38</u>	<u>388,009.34</u>	<u>303,825.82</u>	<u>350,971.44</u>	<u>248,722.06</u>
Sub-Total R&B	3,657,830.31	4,470,568.75	4,678,229.48	4,510,659.25	4,340,535.75	5,477,821.98	5,053,491.73	4,378,959.55	3,337,601.66	3,064,458.50	2,929,303.44	3,111,080.81
Road & Bridge Over/(Under) Prior Period	(812,738.44)	(207,660.73)	167,570.23	170,123.50	(1,137,286.23)	424,330.25	674,532.18	1,041,357.89	273,143.16	135,155.06	(181,777.37)	
Road & Bridge Cumulative Change for Periods Shown	546,749.50	1,359,487.94	1,567,148.67	1,399,578.44	1,229,454.94	2,366,741.17	1,942,410.92	1,267,878.74	226,520.85	(46,622.31)	(181,777.37)	
Overall Totals												
General / Road & Bridge M&O	16,361,877.71	17,225,943.83	17,338,539.06	15,168,566.20	14,611,175.75	15,490,596.26	15,082,041.94	14,302,971.73	12,828,160.02	11,899,810.36	10,481,440.97	9,805,899.76
Overall Over/(Under) Prior Period	(864,066.12)	(112,595.23)	2,169,972.86	557,390.45	(879,420.51)	408,554.32	779,070.21	1,474,811.71	928,349.66	1,418,369.39	675,541.21	
Overall Cumulative Change for Periods Shown	6,555,977.95	7,420,044.07	7,532,639.30	5,362,666.44	4,805,275.99	5,684,696.50	5,276,142.18	4,497,071.97	3,022,260.26	2,093,910.60	675,541.21	

FY2014-2015
GILLESPIE COUNTY, TEXAS
STATEMENT OF
Maintenance & Operating Accounts

	FY2015 as of 06.30.2015	FY2014	FY2013	FY2012	FY2011	FY2010	FY2009	FY2008	FY2007	FY2006	FY2005	FY2004
	As Of Fiscal Year Ending Date											
GENERAL and ROAD & BRIDGE Maintenance & Operating	Expenditures Inclusive Interfund Allocations and Adjustments											
General M&O												
F10 General Fund	9,420,423.27	11,257,551.22	11,112,752.15	11,375,074.01	11,229,203.92	11,216,896.27	9,623,582.79	8,938,209.20	8,010,116.74	7,208,872.17	7,187,414.03	6,314,580.06
General Fund Over/(Under) Prior Period	(1,837,127.95)	144,799.07	(262,321.86)	145,870.09	12,307.65	1,593,313.48	685,373.59	928,092.46	801,244.57	21,458.14	872,833.97	
General Fund Cumulative Change for Periods Shown	3,105,843.21	4,942,971.16	4,798,172.09	5,060,493.95	4,914,623.86	4,902,316.21	3,309,002.73	2,623,629.14	1,695,536.68	894,292.11	872,833.97	
Road & Bridge M&O												
F15 County Wide	1,428,929.71	2,247,183.46	2,389,782.54	2,311,616.01	2,221,870.78	2,840,065.86	2,629,455.11	2,084,025.99	1,678,201.23	1,614,751.82	1,644,613.21	1,436,802.68
F16 Precinct No 1	373,691.68	561,604.30	539,715.25	564,375.15	541,345.70	634,914.90	627,052.73	594,982.30	315,556.86	397,515.00	365,672.92	340,012.45
F17 Precinct No 2	357,644.16	482,431.40	454,224.64	425,205.70	507,911.10	484,448.40	500,662.33	414,075.66	329,642.17	355,107.73	325,596.47	313,286.90
F18 Precinct No 3	356,988.86	776,109.44	763,659.68	940,485.03	869,425.61	659,661.93	678,577.71	748,114.64	285,693.00	409,355.72	362,931.51	504,242.39
F19 Precinct No 4	<u>254,007.09</u>	<u>511,709.75</u>	<u>449,499.26</u>	<u>449,472.93</u>	<u>528,338.43</u>	<u>517,393.81</u>	<u>466,386.81</u>	<u>575,358.35</u>	<u>237,992.01</u>	<u>246,478.54</u>	<u>297,748.19</u>	<u>298,140.85</u>
Sub-Total R&B	2,771,261.50	4,579,038.35	4,596,881.37	4,691,154.82	4,668,891.62	5,136,484.90	4,902,134.69	4,416,556.94	2,847,085.27	3,023,208.81	2,996,562.30	2,892,485.27
Road & Bridge Over/(Under) Prior Period	(1,807,776.85)	(17,843.02)	(94,273.45)	22,263.20	(467,593.28)	234,350.21	485,577.75	1,569,471.67	(176,123.54)	26,646.51	104,077.03	
Road & Bridge Cumulative Change for Periods Shown	(121,223.77)	1,686,553.08	1,704,396.10	1,798,669.55	1,776,406.35	2,243,999.63	2,009,649.42	1,524,071.67	(45,400.00)	130,723.54	104,077.03	
Overall Totals												
General / Road & Bridge M&O	12,191,684.77	15,836,589.57	15,709,633.52	16,066,228.83	15,898,095.54	16,353,381.17	14,525,717.48	13,354,766.14	10,857,202.01	10,232,080.98	10,183,976.33	9,207,065.33
Overall Over/(Under) Prior Period	(3,644,904.80)	126,956.05	(356,595.31)	168,133.29	(455,285.63)	1,827,663.69	1,170,951.34	2,497,564.13	625,121.03	48,104.65	976,911.00	
Overall Cumulative Change for Periods Shown	2,984,619.44	6,629,524.24	6,502,568.19	6,859,163.50	6,691,030.21	7,146,315.84	5,318,652.15	4,147,700.81	1,650,136.68	1,025,015.65	976,911.00	

FY2014-2015
GILLESPIE COUNTY, TEXAS
STATEMENT OF
Maintenance & Operating Accounts

	FY2015 as of 06.30.2015	FY2014	FY2013	FY2012	FY2011	FY2010	FY2009	FY2008	FY2007	FY2006	FY2005	FY2004
	As Of Fiscal Year Ending Date											
GENERAL and ROAD & BRIDGE Maintenance & Operating	Net Change for Periods Shown Revenues Less Expenditures Inclusive Interfund Allocations and Adjustments											
General M&O												
F10 General Fund	3,283,624.13	1,497,823.86	1,547,557.43	(717,167.06)	(958,563.92)	(1,204,121.99)	404,967.42	985,802.98	1,480,441.62	1,626,479.69	364,723.50	380,238.89
General Fund Over/(Under) Prior Period	1,785,800.27	(49,733.57)	2,264,724.49	241,396.86	245,558.07	(1,609,089.41)	(580,835.56)	(494,638.64)	(146,038.07)	1,261,756.19	(15,515.39)	
General Fund Cumulative Change for Periods Shown	2,903,385.24	1,117,584.97	1,167,318.54	(1,097,405.95)	(1,338,802.81)	(1,584,360.88)	24,728.53	605,564.09	1,100,202.73	1,246,240.80	(15,515.39)	
Road & Bridge M&O												
F15 County Wide	913,400.09	93,208.67	16,403.72	21,073.78	16,610.21	(184,322.26)	(174,441.21)	323,951.23	51,256.11	(110,751.87)	(183,874.03)	366,667.22
F16 Precinct No 1	(41,511.86)	706.85	(3,891.29)	(69,087.35)	(105,686.00)	109,757.28	150,613.76	(128,527.88)	73,946.99	67,211.41	(12,231.34)	22,995.25
F17 Precinct No 2	(105,377.37)	(12,341.08)	4,259.12	(31,234.63)	(147,311.55)	211,681.22	(12,561.56)	23,845.29	85,080.76	(14,329.62)	56,647.31	(64,093.74)
F18 Precinct No 3	67,082.53	(122,503.40)	10,578.25	(47,284.57)	(54,176.36)	167,421.30	95,399.28	(167,544.06)	130,215.20	41,772.49	18,975.95	(57,554.40)
F19 Precinct No 4	<u>52,975.42</u>	<u>(67,540.64)</u>	<u>53,998.31</u>	<u>(53,962.80)</u>	<u>(37,792.17)</u>	<u>36,799.54</u>	<u>92,346.77</u>	<u>(89,321.97)</u>	<u>150,017.33</u>	<u>57,347.28</u>	<u>53,223.25</u>	<u>(49,418.79)</u>
Sub-Total R&B	886,568.81	(108,469.60)	81,348.11	(180,495.57)	(328,355.87)	341,337.08	151,357.04	(37,597.39)	490,516.39	41,249.69	(67,258.86)	218,595.54
Road & Bridge Over/(Under) Prior Period	995,038.41	(189,817.71)	261,843.68	147,860.30	(669,692.95)	189,980.04	188,954.43	(528,113.78)	449,266.70	108,508.55	(285,854.40)	
Road & Bridge Cumulative Change for Periods Shown	667,973.27	(327,065.14)	(137,247.43)	(399,091.11)	(546,951.41)	122,741.54	(67,238.50)	(256,192.93)	271,920.85	(177,345.85)	(285,854.40)	
Overall Totals												
General / Road & Bridge M&O	4,170,192.94	1,389,354.26	1,628,905.54	(897,662.63)	(1,286,919.79)	(862,784.91)	556,324.46	948,205.59	1,970,958.01	1,667,729.38	297,464.64	598,834.43
Overall Over/(Under) Prior Period	2,780,838.68	(239,551.26)	2,526,568.17	389,257.16	(424,134.88)	(1,419,109.37)	(391,881.13)	(1,022,752.42)	303,228.63	1,370,264.74	(301,369.79)	
Overall Cumulative Change for Periods Shown	3,571,358.51	790,519.83	1,030,071.11	(1,496,497.06)	(1,885,754.22)	(1,461,619.34)	(42,509.97)	349,371.16	1,372,123.58	1,068,894.95	(301,369.79)	

**FY2014-2015
GILLESPIE COUNTY, TEXAS
STATEMENT OF
Maintenance & Operating Accounts**

	FY2015 as of 06.30.2015	FY2014	FY2013	FY2012	FY2011	FY2010	FY2009	FY2008	FY2007	FY2006	FY2005	FY2004
	As Of Fiscal Year Ending Date											
GENERAL and ROAD & BRIDGE Maintenance & Operating												
Cash Balances												
General M&O												
F10 General Fund	12,711,415.86	9,427,791.73	7,929,967.87	6,382,410.44	7,099,577.50	8,058,141.42	9,262,263.41	8,857,295.99	7,871,493.01	6,391,051.39	4,764,571.70	4,399,848.20
General Fund Over/(Under) Prior Period	3,283,624.13	1,497,823.86	1,547,557.43	(717,167.06)	(958,563.92)	(1,204,121.99)	404,967.42	985,802.98	1,480,441.62	1,626,479.69	364,723.50	
General Fund Cumulative Change for Periods Shown	8,311,567.66	5,027,943.53	3,530,119.67	1,982,582.24	2,699,729.30	3,658,293.22	4,862,415.21	4,457,447.79	3,471,844.81	1,991,203.19	364,723.50	
Road & Bridge M&O												
F15 County Wide	1,292,020.10	378,620.01	285,411.34	269,007.62	247,933.84	231,323.63	415,645.89	590,087.10	266,135.87	214,879.76	325,631.63	509,505.66
F16 Precinct No 1	200,480.36	241,992.22	241,285.37	245,176.66	314,264.01	419,950.01	310,192.73	159,578.97	288,106.85	214,159.86	146,948.45	159,179.79
F17 Precinct No 2	145,331.32	250,708.69	263,049.77	258,790.65	290,025.28	437,336.83	225,655.61	238,217.17	214,371.88	129,291.12	143,620.74	86,973.43
F18 Precinct No 3	210,670.95	143,588.42	266,091.82	255,513.57	302,798.14	356,974.50	189,553.20	94,153.92	261,697.98	131,482.78	89,710.29	70,734.34
F19 Precinct No 4	<u>281,944.06</u>	<u>228,968.64</u>	<u>296,509.28</u>	<u>242,510.97</u>	<u>296,473.77</u>	<u>334,265.94</u>	<u>297,466.40</u>	<u>205,119.63</u>	<u>294,441.60</u>	<u>144,424.27</u>	<u>87,076.99</u>	<u>33,853.74</u>
Sub-Total R&B	2,130,446.79	1,243,877.98	1,352,347.58	1,270,999.47	1,451,495.04	1,779,850.91	1,438,513.83	1,287,156.79	1,324,754.18	834,237.79	792,988.10	860,246.96
Road & Bridge Over/(Under) Prior Period	886,568.81	(108,469.60)	81,348.11	(180,495.57)	(328,355.87)	341,337.08	151,357.04	(37,597.39)	490,516.39	41,249.69	(67,258.86)	
Road & Bridge Cumulative Change for Periods Shown	1,270,199.83	383,631.02	492,100.62	410,752.51	591,248.08	919,603.95	578,266.87	426,909.83	464,507.22	(26,009.17)	(67,258.86)	
Overall Totals												
General / Road & Bridge M&O	14,841,862.65	10,671,669.71	9,282,315.45	7,653,409.91	8,551,072.54	9,837,992.33	10,700,777.24	10,144,452.78	9,196,247.19	7,225,289.18	5,557,559.80	5,260,095.16
Overall Over/(Under) Prior Period	4,170,192.94	1,389,354.26	1,628,905.54	(897,662.63)	(1,286,919.79)	(862,784.91)	556,324.46	948,205.59	1,970,958.01	1,667,729.38	297,464.64	
Overall Cumulative Change for Periods Shown	9,581,767.49	5,411,574.55	4,022,220.29	2,393,314.75	3,290,977.38	4,577,897.17	5,440,682.08	4,884,357.62	3,936,152.03	1,965,194.02	297,464.64	

FY2014-2015
GILLESPIE COUNTY, TEXAS
STATEMENT OF
Fund Cash/Investment Balances of County Funds
Managed by County Treasurer

Reporting Period for Maintenance & Operating, COB/GOB Operating & I&S, Special Revenue, Special Revenue...Grants, Trust and Agency	FY2015	FY2014	FY2013	FY2012	FY2011	FY2010	FY2009	FY2008	FY2007	FY2006	FY2005	FY2004	FY2003	FY2002	FY2001
October	17,978,164.94	25,230,555.83	8,816,592.93	9,537,288.92	10,782,786.00	11,614,108.61	10,952,885.50	9,959,440.67	7,952,494.30	6,412,175.43	5,710,864.59	5,339,657.00	5,562,776.43	5,033,726.92	4,347,101.24
November	17,285,750.38	24,953,535.22	8,890,316.88	9,228,798.73	10,570,060.92	11,537,538.96	10,498,869.31	10,152,409.10	8,025,261.13	6,492,254.19	5,815,771.82	5,220,602.83	5,513,508.58	4,915,333.89	4,073,098.62
December	18,099,680.09	26,637,025.05	11,373,696.92	10,169,466.12	11,532,479.69	12,910,952.83	11,662,933.59	10,664,794.29	8,972,555.93	7,597,535.16	6,569,101.79	5,773,095.57	6,725,293.46	5,464,922.96	4,553,826.12
January	21,177,485.65	28,516,107.73	13,685,971.08	13,393,446.13	14,318,444.26	15,498,047.87	14,366,261.90	13,481,253.20	11,165,036.24	9,468,659.54	8,523,475.25	7,456,134.19	7,390,382.57	6,921,671.85	5,917,064.54
February	22,683,610.22	29,162,422.51	14,892,438.88	14,337,413.69	15,203,602.68	15,956,038.21	15,735,998.80	14,555,820.37	12,335,852.17	10,433,012.87	9,341,225.17	8,739,837.04	8,067,857.08	7,169,069.03	6,421,291.43
March	21,915,869.23	28,011,622.33	14,353,262.89	13,951,224.66	14,605,425.43	15,787,975.99	15,568,191.69	14,421,603.69	12,279,235.33	10,316,847.09	9,342,261.49	8,166,505.99	7,877,519.02	6,846,516.10	6,255,513.63
April	19,863,672.60	26,965,965.28	14,036,410.76	13,204,240.38	14,182,107.24	14,911,731.87	15,332,630.30	14,171,365.04	12,168,084.51	10,225,221.29	9,153,636.99	7,706,537.20	7,632,850.74	6,879,522.09	6,165,584.41
May	19,534,757.94	25,202,625.86	13,381,534.31	12,853,474.81	13,180,018.23	14,443,624.89	14,826,308.29	13,675,832.00	11,856,634.81	10,019,168.98	9,181,379.67	7,645,857.66	7,396,585.22	6,758,604.54	5,872,305.69
June	18,530,454.23	23,610,769.72	27,806,922.21	11,927,636.15	12,450,284.14	13,583,948.59	14,202,648.08	13,175,542.95	11,508,032.29	9,433,093.74	8,832,285.06	7,186,622.71	7,107,557.40	6,426,986.33	5,398,788.82
July	21,673,344.14	26,973,808.70	11,234,719.43	11,652,419.87	13,105,834.49	13,620,954.46	12,336,729.42	11,412,064.22	9,030,022.51	8,376,255.12	6,807,050.38	6,620,898.14	6,217,837.20	4,751,943.98	
August	19,928,413.83	25,790,313.41	10,192,089.49	11,033,361.48	12,483,092.82	12,578,256.55	11,932,892.72	10,883,175.64	8,667,571.59	7,898,769.17	6,509,004.74	5,964,701.17	5,922,921.90	4,309,221.50	
September	18,465,597.00	25,364,538.77	9,249,883.17	10,060,273.87	11,399,750.14	12,236,834.57	11,640,132.20	10,474,427.70	8,299,421.01	6,600,165.99	5,886,940.47	5,731,396.90	5,654,746.62	4,084,176.41	
FY Monthly Average	19,672,160.59	24,863,165.46	17,113,816.48	11,607,473.47	12,464,271.98	13,602,720.44	13,466,899.42	12,515,569.64	10,752,737.86	8,867,915.28	7,945,432.68	6,869,820.48	6,799,277.23	6,184,321.62	5,179,159.70
Current Reported Month and Fiscal Year To Date															
Over / (Under)															
Same Month Prior Year			(5,080,315.49)												
Prior Fiscal Year End		(6,898,941.77)	16,114,655.60	(810,390.70)	(1,339,476.27)	(837,084.43)	595,702.37	1,165,704.50	2,175,006.69	1,699,255.02	713,225.52	155,543.57	76,650.28	1,570,570.21	(491,056.48)

GOB Series 2013 Jail Construction
Project, bond funding accounted for
sudden increase in balance. LL

FY2014-2015
GILLESPIE COUNTY, TEXAS
STATEMENT OF
Fund Cash/Investment Balances of County Funds
Managed by County Treasurer

FY	FY1999	FY1998	FY1997	FY1996	FY1995	FY1994	FY1993	FY1992	FY1991	FY1990	FY1989	FY1988	FY1987	FY1986	FY1985	Monthly Average All Years	Reporting Period for Maintenance & Operating, COB/COB Operating & I.S., Special Revenue, Grants, Trust and Agency
4,138,349.94	2,865,048.51	2,322,043.99	1,853,442.32	1,554,442.37	1,968,633.68	1,677,992.97	1,738,021.70	1,766,907.01	1,656,979.55	1,479,994.82	1,489,873.32	773,740.58	785,053.51	551,992.07	792,093.37	5,569,297.39	October
3,944,234.24	2,805,697.13	2,287,658.80	1,738,403.49	1,588,939.20	2,054,228.71	1,872,272.98	1,664,926.42	1,867,311.17	1,738,597.34	1,603,024.84	1,422,802.33	793,137.76	666,242.80	494,761.58	623,030.66	5,494,174.19	November
4,285,123.56	3,467,225.42	2,370,460.19	2,015,412.36	1,553,702.23	2,102,455.14	2,004,156.61	1,927,643.72	2,009,086.57	2,071,100.64	1,749,440.24	1,522,220.64	794,004.97	638,401.65	515,396.75	592,516.53	6,076,313.15	December
5,211,901.34	4,747,606.42	3,294,281.32	2,843,260.54	2,472,762.49	2,546,555.58	2,422,956.29	2,234,617.11	2,447,087.69	2,241,349.45	2,187,618.39	1,886,694.05	1,176,726.03	895,393.31	987,264.23	911,641.21	7,413,134.11	January
5,911,367.71	5,322,878.29	3,993,869.93	3,407,005.87	2,960,651.56	2,960,114.57	2,788,604.82	2,577,390.38	2,873,613.36	2,643,751.97	2,515,707.05	2,279,290.31	1,697,770.08	1,530,430.47	1,707,926.04	1,288,936.99	8,112,670.95	February
5,804,576.79	5,276,473.40	3,867,713.74	3,383,796.71	2,916,434.18	2,701,020.25	2,817,055.25	2,446,335.40	2,811,958.62	2,589,532.80	2,424,636.02	2,300,423.71	1,879,466.93	1,572,385.72	1,654,964.77	1,261,996.19	7,916,720.81	March
5,611,303.40	5,147,026.03	3,856,248.10	3,370,510.51	2,844,856.24	2,603,967.16	2,814,731.50	2,446,965.20	2,846,044.26	2,647,946.48	2,446,382.46	2,354,485.13	1,864,438.19	1,647,314.57	1,771,308.72	1,360,124.93	7,685,581.73	April
5,597,466.54	5,145,729.29	3,729,564.69	3,275,787.89	2,651,158.09	2,420,785.62	2,795,038.54	2,614,500.86	2,664,830.17	2,595,986.23	2,402,307.66	2,282,817.61	1,897,795.66	1,472,593.18	1,691,409.95	1,210,356.42	7,428,286.17	May
5,229,130.33	4,895,201.25	3,531,314.01	2,987,283.92	2,535,222.99	2,084,641.35	2,566,555.11	2,371,095.71	2,474,786.80	2,436,392.72	2,319,796.07	2,217,931.41	1,815,598.58	1,439,656.15	1,651,635.17	1,129,347.73	7,512,521.35	June
5,019,100.05	4,695,468.93	3,445,413.11	2,962,321.73	2,375,375.37	2,030,459.33	2,324,665.35	2,086,490.66	2,166,748.69	2,373,369.73	2,247,875.53	2,067,556.08	1,770,363.23	1,314,952.63	1,548,746.47	998,709.28	6,774,716.61	July
4,875,181.07	4,509,722.39	3,369,985.56	2,786,747.61	2,218,481.28	1,819,617.83	2,263,605.13	2,029,973.96	2,078,961.54	2,158,156.49	1,995,691.66	1,950,450.56	1,733,930.99	1,181,205.11	1,466,150.68	824,648.71	6,378,509.89	August
4,575,232.89	4,394,094.37	3,208,449.92	2,590,681.06	2,098,133.77	1,584,937.70	2,069,733.13	1,872,419.95	1,917,213.24	2,014,947.50	1,766,243.49	1,643,269.78	1,541,576.26	770,951.77	839,823.87	671,522.07	5,956,917.19	September

5,016,916.49 4,439,764.29 3,273,083.61 2,767,887.83 2,314,188.31 2,239,759.74 2,369,613.97 2,167,531.76 2,327,045.76 2,264,009.24 2,094,893.19 1,951,484.58 1,479,879.11 1,159,548.41 1,240,115.03 972,077.01

181,138.52 1,185,644.45 617,768.86 492,547.29 513,196.07 (484,795.43) 197,313.18 (44,793.29) (97,734.26) 248,704.01 122,973.71 101,693.52 770,624.49 (68,872.10) 168,301.80

NOTE: Rollback election held April 05, 1986... rollback passed

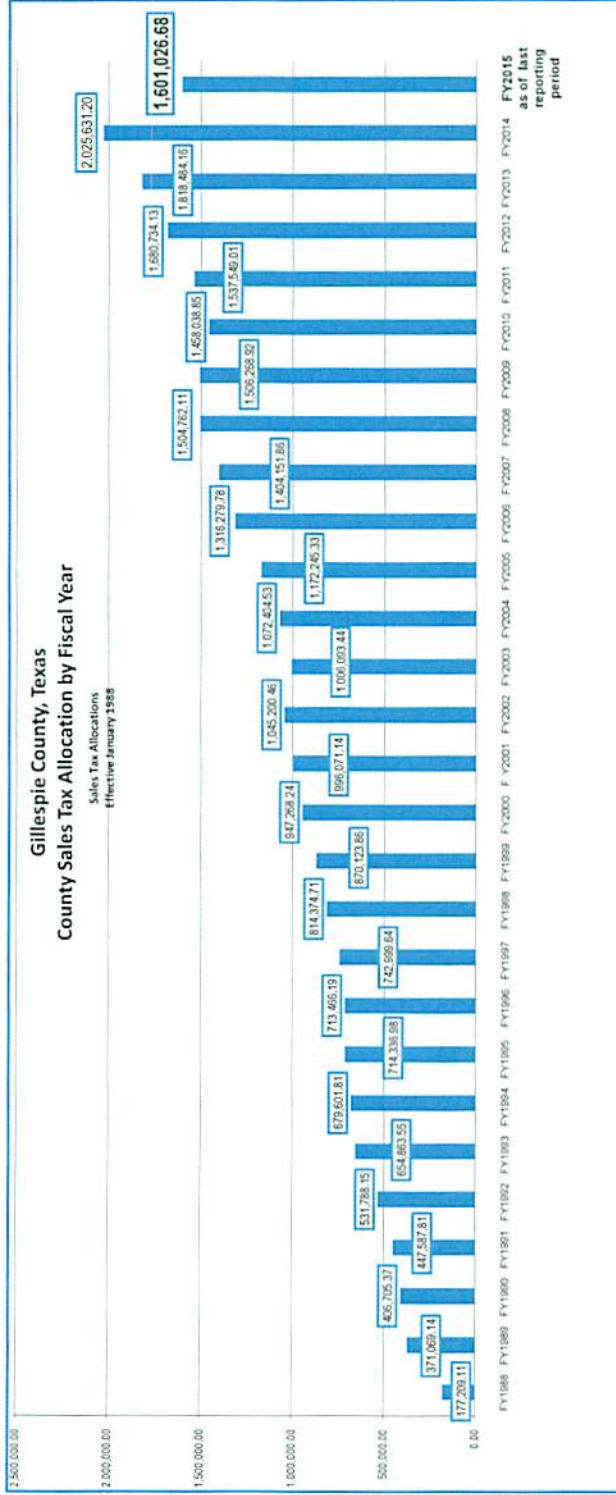
GILLESPIE COUNTY, TEXAS
COUNTY SALES TAX ALLOCATION SUMMARY
March 1988 through FY2015

Period Tax Allocation Received	FY2015	FY2014	FY2013	FY2012	FY2011	FY2010	FY2009	FY2008	FY2007	FY2006	FY2005	FY2004	FY2003	FY2002	FY2001	FY2000	FY1999	FY1998
October	100,977.05	116,852.93	121,763.68	122,844.30	127,061.99	144,995.63	156,811.46	158,647.66	185,647.66	173,643.05	184,365.11	184,365.11	184,365.11	184,365.11	184,365.11	184,365.11	184,365.11	184,365.11
November	107,956.62	116,899.59	121,835.04	124,999.56	129,099.90	135,465.95	156,063.01	159,082.75	185,647.66	173,643.05	184,365.11	184,365.11	184,365.11	184,365.11	184,365.11	184,365.11	184,365.11	184,365.11
December	137,746.11	151,528.51	158,719.04	156,720.77	152,630.66	164,529.87	171,080.19	193,126.02	202,308.32	223,742.03	223,742.03	223,742.03	223,742.03	223,742.03	223,742.03	223,742.03	223,742.03	223,742.03
January	89,543.91	88,396.24	99,481.19	90,364.94	97,024.18	107,810.69	120,617.71	136,428.71	141,523.60	141,523.60	141,523.60	141,523.60	141,523.60	141,523.60	141,523.60	141,523.60	141,523.60	141,523.60
February	87,212.18	82,872.45	104,111.05	98,616.55	92,537.54	118,975.35	134,236.14	146,805.07	146,805.07	146,805.07	146,805.07	146,805.07	146,805.07	146,805.07	146,805.07	146,805.07	146,805.07	146,805.07
March	125,621.99	132,335.88	133,405.05	141,709.49	148,772.69	153,252.45	177,882.27	187,322.27	195,051.16	203,013.55	203,013.55	203,013.55	203,013.55	203,013.55	203,013.55	203,013.55	203,013.55	203,013.55
April	109,484.20	113,117.58	133,410.60	129,041.03	127,995.46	129,743.30	144,969.57	152,170.48	189,564.70	189,564.70	189,564.70	189,564.70	189,564.70	189,564.70	189,564.70	189,564.70	189,564.70	189,564.70
May	112,089.28	119,846.83	122,196.26	117,201.96	116,809.95	125,153.69	140,436.50	154,274.37	165,319.97	165,319.97	165,319.97	165,319.97	165,319.97	165,319.97	165,319.97	165,319.97	165,319.97	165,319.97
June	130,749.36	138,119.40	142,760.87	141,909.04	153,274.75	160,837.54	168,837.54	148,861.30	187,789.04	187,789.04	187,789.04	187,789.04	187,789.04	187,789.04	187,789.04	187,789.04	187,789.04	187,789.04
July	108,739.98	116,168.09	124,848.42	128,883.49	125,112.90	117,914.04	138,870.51	151,120.09	172,568.83	172,568.83	172,568.83	172,568.83	172,568.83	172,568.83	172,568.83	172,568.83	172,568.83	172,568.83
August	144,034.45	87,872.08	100,610.25	1,506.81	(48,230.07)	79,510.16	143,215.12	137,720.03	207,147.04	(424,604.52)								
September	146,679,689.24	16,083,841.10	17,568,603.21	19,094,872.13	20,552,910.98	22,090,459.99	23,771,224.12	25,589,708.28	27,615,339.48	29,216,366.16								
Total All Years	1,316,279.78	1,404,151.86	1,504,762.11	1,508,268.92	1,458,038.85	1,537,549.01	1,680,764.13	1,818,484.16	2,025,631.20	1,601,026.68								
Average Per Year	1,022,790.35									(424,604.52)								
Over / (Under) Last Year																		
Annual Average																		
\$ Inc / (Dec) Over Prior Year																		
% Inc / -Dec Over Prior Year	12.29%	6.88%	7.17%	0.10%	-3.20%	5.45%	9.31%	8.19%	11.39%	-20.96%								
\$ Inc / (Dec) Over Prior Year	144,034.45	87,872.08	100,610.25	1,506.81	(48,230.07)	79,510.16	143,215.12	137,720.03	207,147.04	(424,604.52)								
CY2005																		
CY2006																		
CY2007																		
CY2008																		
CY2009																		
CY2010																		
CY2011																		
CY2012																		
CY2013																		
CY2014																		
CY2015																		
\$ Inc / (Dec) Over Prior Calendar Year	115,266.37	138,642.17	89,163.24	81,080.68	(34,304.13)	5,832.32	61,120.26	170,286.04	151,028.71	214,312.96								

NOTATION: Sales tax allocation was reduced by an audit collection of \$52,023.11 provided by Comptroller and showing a 2012 transaction) outside the City of Fredericksburg that was incorrectly reported. This also had a large impact upon the State sales tax revenue -- which audit adjustment net to County would have been no less than \$125,870(+) -- (2013) 08 08 LL

GILLESPIE COUNTY, TEXAS
COUNTY SALES TAX ALLOCATION SUMMARY

March 1988 through FY2015



**GILLESPIE COUNTY, TEXAS
REPAYMENT OF ERRONEOUS RECEIPT OF SALES AND USE TAX**

January 1997 Through October 2016

	Year 1 1997	Year 2 1998	Year 3 1999	Year 4 2000	Year 5 2001	Year 6 2002	Year 7 2003	Year 8 2004	Year 9 2005	Year 10 2006	Year 11 2007	Year 12 2008	Year 13 2009	Year 14 2010	Year 15 2011	Year 16 2012	Year 17 2013	Year 18 2014	Year 19 2015	Year 20 2016	
Actual Balance At Year Start	201,276.54	190,683.06	180,089.58	169,496.10	158,902.62	148,309.14	137,715.66	127,122.18	116,528.70	105,935.22	95,341.74	84,748.26	74,154.78	63,561.30	52,967.82	42,374.34	31,780.86	21,187.38			
January	2,648.37	2,648.37	2,648.37	2,648.37	2,648.37	2,648.37	2,648.37	2,648.37	2,648.37	2,648.37	2,648.37	2,648.37	2,648.37	2,648.37	2,648.37	2,648.37	2,648.37	2,648.37	2,648.37	2,648.37	2,648.37
April	2,648.37	2,648.37	2,648.37	2,648.37	2,648.37	2,648.37	2,648.37	2,648.37	2,648.37	2,648.37	2,648.37	2,648.37	2,648.37	2,648.37	2,648.37	2,648.37	2,648.37	2,648.37	2,648.37	2,648.37	2,648.37
July	2,648.37	2,648.37	2,648.37	2,648.37	2,648.37	2,648.37	2,648.37	2,648.37	2,648.37	2,648.37	2,648.37	2,648.37	2,648.37	2,648.37	2,648.37	2,648.37	2,648.37	2,648.37	2,648.37	2,648.37	2,648.37
October	2,648.37	2,648.37	2,648.37	2,648.37	2,648.37	2,648.37	2,648.37	2,648.37	2,648.37	2,648.37	2,648.37	2,648.37	2,648.37	2,648.37	2,648.37	2,648.37	2,648.37	2,648.37	2,648.37	2,648.37	2,648.37
Total Remitted To Date	10,593.48	21,186.96	31,780.44	42,373.92	52,967.40	63,560.88	74,154.36	84,747.84	95,341.32	105,934.80	116,528.28	127,121.76	137,715.24	148,308.72	158,902.20	169,495.68	180,089.16	190,682.64	198,627.75		
Actual Balance To Date	201,276.54	190,683.06	180,089.58	169,496.10	158,902.62	148,309.14	137,715.66	127,122.18	116,528.70	105,935.22	95,341.74	84,748.26	74,154.78	63,561.30	52,967.82	42,374.34	31,780.86	21,187.38	13,242.27		
Projected Balance At Year End	201,276.54	190,683.06	180,089.58	169,496.10	158,902.62	148,309.14	137,715.66	127,122.18	116,528.70	105,935.22	95,341.74	84,748.26	74,154.78	63,561.30	52,967.82	42,374.34	31,780.86	21,187.38	10,693.90	0.00	

Gillespie County proposal of repayment (as outlined in letter of October 18, 1996) as accepted by State Comptroller ...
 Gillespie County will make 60 quarterly payments (due first of each month: January, April, July, and October)
 for 20 years beginning January 01, 1997:
 79 quarterly payments of \$2,648.37 each beginning on January 01, 1997 through July 01, 2016 and
 a final payment of \$2,648.79 on October 01, 2016 for a total of \$211,870.02.

Gillespie County, Texas

Hotel Occupancy Tax ... Quarterly Recaps
As of June 30, 2015

	Collection/Remittance Period	Collections		Disbursements		Cash Balance	
		HOT P&I Interest	Convention & Visitors Bureau	Organizations etc			
FY2015	2nd Quarter 2015		120,944.22	127,742.50	118,000.00	421,736.90	
	1st Quarter 2015		122,937.00			546,535.18	
	4th Quarter 2014		104,239.90	127,742.50		423,598.18	
	3rd Quarter 2014		120,711.31			447,100.78	
	Sub-Total	95,347.43	468,832.43	255,485.00	118,000.00		
FY2014	2nd Quarter 2014		95,362.58	111,163.00	120,000.00	326,389.47	
	1st Quarter 2014		92,050.01			462,189.89	
	4th Quarter 2013		90,687.97	111,163.00		370,139.88	
	3rd Quarter 2013		82,776.94			390,614.91	
	Sub-Total	18,551.50	360,877.50	222,326.00	120,000.00		
FY2013	2nd Quarter 2013		82,927.36	96,357.50	80,000.00	307,837.97	
	1st Quarter 2013		102,188.41			401,268.11	
	4th Quarter 2012		56,763.25	96,357.50		299,079.70	
	3rd Quarter 2012		69,377.43			338,673.95	
	Sub-Total	38,541.45	311,256.45	192,715.00	80,000.00		
FY2012	2nd Quarter 2012		76,505.61	84,193.50	11,000.00	269,296.52	
	1st Quarter 2012		67,043.98		69,000.00	287,984.41	
	4th Quarter 2011		63,485.70	84,193.50		289,940.43	
	3rd Quarter 2011		62,766.18			310,648.23	
	Sub-Total	21,414.47	269,801.47	168,387.00	80,000.00		
FY2011	2nd Quarter 2011		60,050.07	80,530.57		247,882.05	
	1st Quarter 2011		61,473.10		80,000.00	268,362.55	
	4th Quarter 2010		47,182.38	80,530.57		286,889.45	
	3rd Quarter 2010		67,036.85			320,237.64	
	Sub-Total	(5,318.74)	235,742.40	161,061.14	80,000.00		
FY2010	2nd Quarter 2010		47,363.32	82,089.00	61,500.00	253,200.79	
	1st Quarter 2010		67,910.43			349,426.47	
	4th Quarter 2009		46,539.68	82,089.00		281,516.04	
	3rd Quarter 2009		63,672.15			317,065.36	
	Sub-Total	(192.42)	225,485.58	164,178.00	61,500.00		
FY2009	2nd Quarter 2009		55,182.22			253,393.21	
	1st Quarter 2009		68,196.40	80,854.20		198,210.99	
	4th Quarter 2008		43,834.09	80,854.20		210,868.79	
	3rd Quarter 2008		75,474.18		15,000.00	247,888.90	
	Sub-Total	65,978.49	242,686.89	161,708.40	15,000.00		
FY2008	2nd Quarter 2008		52,205.02	100,000.00		187,414.72	
	1st Quarter 2008		62,603.17			235,209.70	
	4th Quarter 2007		53,485.43			172,606.53	
	3rd Quarter 2007		61,352.43			119,121.10	
	Sub-Total	129,646.05	229,646.05	100,000.00	0.00		
FY2007	2nd Quarter 2007		57,271.57			57,768.67	
	1st Quarter 2007		497.10	0.00	0.00	497.10	
	Sub-Total	57,768.67	57,768.67	0.00	0.00		
				1,425,860.54	554,500.00		
Totals All Years		Revenues \$	2,402,097.44	Expenditures \$	1,980,360.54	Net Cash Effect \$	421,736.90

GILLESPIE COUNTY, TEXAS

GOB Series 2010 Refunding Bonds ... December.2010
Post COB Series 2001 ... September.2001

Bond Redemptions & Interest Payment Schedule
February.2011 through February.2021

		Year 1	Year 2	Year 3	Year 4	Year 5	Year 6	Year 7	Year 8	Year 9	Year 10	Year 11		
		2011	2012	2013	2014	2015	2016	2017	2018	2019	2020	2021		
Actual Balance At Year Start		1,839,134.46	1,779,647.50	1,603,672.50	1,429,447.50	1,247,370.00							Actual Balance At Year Start	
February	bonds	35,000.00	140,000.00	140,000.00	150,000.00	150,000.00							bonds	February
	interest	6,079.46	18,407.50	17,567.50	16,657.50	15,420.00							interest	
August	bonds	0.00	0.00	0.00	0.00							bonds	August	
	interest	18,407.50	17,567.50	16,657.50	15,420.00							interest		
Total Remitted To Date		59,486.96	235,461.96	409,686.96	591,764.46	757,184.46	757,184.46	757,184.46	757,184.46	757,184.46	757,184.46	757,184.46	Total Remitted To Date	
Actual Balance To Date		1,779,647.50	1,603,672.50	1,429,447.50	1,247,370.00	1,081,950.00							Actual Balance To Date	
Projected Pymnt Per Year		59,486.96	175,975.00	174,225.00	182,077.50	179,377.50	176,265.00	177,677.50	178,540.00	178,865.00	178,870.00	177,975.00	Projected Pymnt Per Year	
Projected Balance At Year End		1,779,647.50	1,603,672.50	1,429,447.50	1,247,370.00	1,067,992.50	891,727.50	714,050.00	535,510.00	356,645.00	177,975.00	0.00	Projected Balance At Year End	

\$1,988,356.26	COB Series 2001 Debt Service on Refunded Bonds	\$1,590,000.00	Principal	\$1,590,000.00	Series 2010 Sources of Funds..Proceeds of Bonds
\$1,839,134.46	GOB Series 2010 Refunded Bonds	\$249,134.46	interest	\$38,746.50	Cost of Issuance
\$149,221.80	Net savings	\$1,839,134.46	GOB Series 2010, Refunding Bonds	\$1,551,253.50	Deposit to Escrow

Original Certificates of Obligation Bonds Series 2001 payments started February 2002
Series 2010 Refunding ... Interest and Bond Redemptions due February of each year starting February of 2011
Series 2010 Refunding ... Interest only due August of each year starting August of 2011

GILLESPIE COUNTY, TEXAS

GOB Series 2013 ... Jail Project

Bond Redemptions Interest Payment Schedule
February.2014 through February.2033

Schedule Bond Redemption & Interest Payment		Initial Receipt of Bonds June.2013	Year 1 2014	Year 2 2015	Year 3 2016	Year 4 2017	Year 5 2018	Year 6 2019	Year 7 2020	Year 8 2021	Year 9 2022	Year 10 2023	Year 11 2024
Projected Balances At Year Start		20,429,713.00	20,429,713.00	19,408,475.00	18,387,525.00	17,367,275.00	16,347,925.00	15,324,725.00	14,300,875.00	13,279,650.00	12,256,300.00	11,234,800.00	10,214,600.00
February	bonds	0.00	395,000.00	530,000.00	540,000.00	550,000.00	565,000.00	580,000.00	595,000.00	620,000.00	645,000.00	670,000.00	700,000.00
	interest	0.00	378,113.00	248,125.00	242,825.00	237,425.00	231,925.00	226,275.00	217,575.00	208,650.00	194,700.00	181,800.00	168,400.00
August	bonds	0.00	0.00	0.00	0.00	0.00	0.00	0.00	0.00	0.00	0.00	0.00	0.00
	interest	0.00	248,125.00	242,825.00	237,425.00	231,925.00	226,275.00	217,575.00	208,650.00	194,700.00	181,800.00	168,400.00	154,400.00
Projected Total Remittance		0.00	1,021,238.00	2,042,188.00	3,062,438.00	4,081,788.00	5,104,988.00	6,128,838.00	7,150,063.00	8,173,413.00	9,194,913.00	10,215,113.00	11,237,913.00
Project Balances At Year End		20,429,713.00	19,408,475.00	18,387,525.00	17,367,275.00	16,347,925.00	15,324,725.00	14,300,875.00	13,279,650.00	12,256,300.00	11,234,800.00	10,214,600.00	9,191,800.00
Bonds Issued June 2014													
Principal and Interest payments due February of each year starting February of 2014													
Interest only payments due August of each year starting August of 2014													

Outstanding Tax Secured Debt		Initial Receipt of Bonds June.2013	Year 1 2014	Year 2 2015	Year 3 2016	Year 4 2017	Year 5 2018	Year 6 2019	Year 7 2020	Year 8 2021	Year 9 2022	Year 10 2023	Year 11 2024
Balances At Year Start		20,429,713.00	20,429,713.00	19,408,475.50									
February	bonds	0.00	395,000.00	530,000.00									
	interest	0.00	378,112.50	248,125.00									
August	bonds	0.00	0.00										
	interest	0.00	248,325.00										
	adjustment		(200.00)										
Total Annual Remittances		0.00	1,021,237.50	778,125.00									
Total Remittances To Date		0.00	1,021,237.50	1,799,362.50									

GILLESPIE COUNTY, TEXAS

GOB Series 2013 ... Jail Project

Bond Redemptions Interest Payment Schedule
February.2014 through February.2033

Schedule Bond Redemption & Interest Payment	Year 12 2025	Year 13 2026	Year 14 2027	Year 15 2028	Year 16 2029	Year 17 2030	Year 18 2031	Year 19 2032	Year 20 2033
Projected Balances At Year Start	9,191,800.00	8,172,500.00	7,152,800.00	6,129,000.00	5,107,400.00	4,084,300.00	3,061,100.00	2,039,200.00	1,020,000.00
February bonds interest	725,000.00 154,400.00	755,000.00 139,900.00	790,000.00 124,800.00	820,000.00 109,000.00	855,000.00 92,600.00	890,000.00 75,500.00	925,000.00 57,700.00	960,000.00 39,200.00	1,000,000.00 20,000.00
August bonds interest	0.00 139,900.00	0.00 124,800.00	0.00 109,000.00	0.00 92,600.00	0.00 75,500.00	0.00 57,700.00	0.00 39,200.00	0.00 20,000.00	0.00 0.00
Projected Total Remittance	12,257,213.00	13,276,913.00	14,300,713.00	15,322,313.00	16,345,413.00	17,368,613.00	18,390,513.00	19,409,713.00	20,429,713.00
Project Balances At Year End	8,172,500.00	7,152,800.00	6,129,000.00	5,107,400.00	4,084,300.00	3,061,100.00	2,039,200.00	1,020,000.00	0.00

Outstanding Tax Secured Debt	Year 12 2025	Year 13 2026	Year 14 2027	Year 15 2028	Year 16 2029	Year 17 2030	Year 18 2031	Year 19 2032	Year 20 2033
Balances At Year Start									
February bonds interest									
August bonds interest									
Total Annual Remittances									
Total Remittances To Date									

GILLESPIE COUNTY, TEXAS
Capital Assets Lease/Purchase ... Contract 6451, September.2013
Road & Bridge Departments

PROJECTED Payments

PROJECTED Payments	FY2014			FY2015			FY2016			FY2017			FY2018			FY2019		
	Total Payment	Principal	Interest	Total Payment	Principal	Interest	Total Payment	Principal	Interest	Total Payment	Principal	Interest	Total Payment	Principal	Interest	Total Payment	Principal	Interest
Balance At Year Start	313,262.40		261,052.00			198,399.52			135,747.04			73,094.56			10,442.08			
October payment			5,221.04			5,221.04			5,221.04			5,221.04			5,221.04			
principal/interest				4,448.50	772.54		4,622.79	598.25		4,803.90	417.14		4,992.12	28.92		5,187.70	33.34	
November payment			5,221.04			5,221.04			5,221.04			5,221.04			5,221.04			
principal/interest				4,462.77	758.27		4,637.62	583.42		4,819.31	401.73		5,008.13	212.91		5,204.37	16.67	
December payment	5,221.04		5,221.04			5,221.04			5,221.04			5,221.04			5,221.04			
principal/interest		3,882.97	1,338.07	4,477.08	743.96		4,652.49	568.55		4,834.77	386.27		5,024.20	196.84				
January payment	5,221.04		5,221.04			5,221.04			5,221.04			5,221.04			5,221.04			
principal/interest		4,322.11	898.93	4,491.44	729.60		4,667.42	553.62		4,850.28	370.76		5,040.31	180.73				
February payment	5,221.04		5,221.04			5,221.04			5,221.04			5,221.04			5,221.04			
principal/interest		4,335.97	885.07	4,505.85	715.19		4,682.39	538.65		4,865.84	355.20		5,056.48	164.56				
March payment	5,221.04		5,221.04			5,221.04			5,221.04			5,221.04			5,221.04			
principal/interest		4,349.88	871.16	4,520.30	700.74		4,697.41	523.63		4,881.45	339.59		5,072.70	148.34				
April payment	5,221.04		5,221.04			5,221.04			5,221.04			5,221.04			5,221.04			
principal/interest		4,363.83	857.21	4,534.80	686.24		4,712.48	508.56		4,897.11	323.93		5,088.97	132.07				
May payment	5,221.04		5,221.04			5,221.04			5,221.04			5,221.04			5,221.04			
principal/interest		4,377.83	843.21	4,549.35	671.69		4,727.59	493.45		4,912.82	308.22		5,105.30	115.74				
June payment	5,221.04		5,221.04			5,221.04			5,221.04			5,221.04			5,221.04			
principal/interest		4,391.87	829.17	4,563.94	657.10		4,742.76	478.28		4,928.57	292.47		5,121.67	99.37				
July payment	5,221.04		5,221.04			5,221.04			5,221.04			5,221.04			5,221.04			
principal/interest		4,405.96	815.08	4,578.58	642.46		4,757.97	463.07		4,944.38	276.66		5,138.10	82.94				
August payment	5,221.04		5,221.04			5,221.04			5,221.04			5,221.04			5,221.04			
principal/interest		4,420.10	800.94	4,593.27	627.77		4,773.23	447.81		4,960.24	260.80		5,154.58	66.46				
September payment	5,221.04		5,221.04			5,221.04			5,221.04			5,221.04			5,221.04			
principal/interest		4,434.27	786.77	4,608.01	613.03		4,788.54	432.50		4,976.16	244.88		5,171.12	49.92				
Total Proposed Payments Per Year																		
Total Payments	52,210.40		62,652.48			62,652.48			62,652.48			62,652.48			62,652.48			10,442.08
Principal		43,284.79		54,333.89			56,462.69			58,674.83			60,973.68			10,392.07		
Interest			8,925.61		8,318.59		6,189.79		3,977.65		1,478.80							50.01
Projected Balance Year End																		
		261,052.00		198,399.52			135,747.04			73,094.56			10,442.08					0.00

GILLESPIE COUNTY, TEXAS
Capital Assets Lease/Purchase ... Contract 6451, September.2013
Road & Bridge Departments

ACTUAL Payments

ACTUAL Payments	FY2014		FY2015		FY2016		FY2017		FY2018		FY2019	
	Total Payment	Principal	Interest	Total Payment	Principal	Interest	Total Payment	Principal	Interest	Total Payment	Principal	Interest
Balance At Year Start	313,262.40			255,840.96								
October payment				5,221.04		758.27						
principal/interest					4,462.77							
November payment				5,221.04		743.96						
principal/interest					4,477.08							
December payment	10,442.08			5,221.04		729.60						
principal/interest		8,205.08	2,237.00		4,491.44							
January payment	5,221.04			5,221.04		715.19						
principal/interest		4,335.97	885.07		4,505.85							
February payment	5,221.04			5,221.04		700.74						
principal/interest		4,349.88	871.16		4,520.30							
March payment	5,221.04			5,221.04		686.24						
principal/interest		4,363.83	857.21		4,534.80							
April payment	5,221.04			5,221.04		671.69						
principal/interest		4,377.83	843.21		4,549.35							
May payment	5,221.04			5,221.04		657.10						
principal/interest		4,391.87	829.17		4,563.94							
June payment	5,221.04			5,221.04		642.46						
principal/interest		4,405.96	815.08		4,578.58							
July payment	5,211.04											
principal/interest		4,420.10	790.94									
August payment	5,221.04			5,221.04		786.77						
principal/interest		4,434.27	786.77									
September payment	5,221.04			5,221.04		772.54						
principal/interest		4,448.50	772.54									
Total Payments as of Current Date												
Total Payments	57,421.44			46,989.36								
Principal	47,733.29			40,684.11								
Interest	9,688.15			6,305.25								
Balance as of Current Period												
	255,840.96			208,851.60								

GILLESPIE COUNTY, TEXAS
Public Property Finance ... Contract 6774, October 24, 2014
Sheriff Office ... Law Enforcement Radio System Upgrade

PROJECTED Payments

PROJECTED Payments	FY2015			FY2016			FY2017			FY2018			FY2019		
	Total Payment	Principal	Interest	Total Payment	Principal	Interest	Total Payment	Principal	Interest	Total Payment	Principal	Interest	Total Payment	Principal	Interest
Balance Year Start	685,683.60			622,829.27			554,260.91			485,692.55			417,124.19		
October	payment	0.00		5,714.03			5,714.03			5,714.03			5,714.03		
	principal/interest				4,141.76	1,572.27		4,291.13	1,422.90		4,445.88	1,268.15		4,606.21	1,107.82
November	payment	5,714.03		5,714.03			5,714.03			5,714.03			5,714.03		
	principal/interest		3,782.22	1,931.81	4,154.01	1,560.02		4,303.81	1,410.22		4,459.02	1,255.01		4,619.83	1,094.20
December	payment	5,714.03		5,714.03			5,714.03			5,714.03			5,714.03		
	principal/interest		4,021.27	1,692.76	4,166.29	1,547.74		4,316.54	1,397.49		4,472.21	1,241.82		4,633.49	1,080.54
January	payment	5,714.03		5,714.03			5,714.03			5,714.03			5,714.03		
	principal/interest		4,033.16	1,680.87	4,178.61	1,535.42		4,329.30	1,384.73		4,485.43	1,228.60		4,647.19	1,066.84
February	payment	5,714.03		5,714.03			5,714.03			5,714.03			5,714.03		
	principal/interest		4,045.09	1,668.94	4,190.96	1,523.07		4,342.10	1,371.93		4,498.69	1,215.34		4,660.93	1,053.10
March	payment	5,714.03		5,714.03			5,714.03			5,714.03			5,714.03		
	principal/interest		4,057.05	1,656.98	4,203.35	1,510.68		4,354.94	1,359.09		4,511.99	1,202.04		4,674.71	1,039.32
April	payment	5,714.03		5,714.03			5,714.03			5,714.03			5,714.03		
	principal/interest		4,069.04	1,644.99	4,215.78	1,498.25		4,367.82	1,346.21		4,525.33	1,188.70		4,688.53	1,025.50
May	payment	5,714.03		5,714.03			5,714.03			5,714.03			5,714.03		
	principal/interest		4,081.07	1,632.96	4,228.25	1,485.78		4,380.73	1,333.30		4,538.71	1,175.32		4,702.39	1,011.64
June	payment	5,714.03		5,714.03			5,714.03			5,714.03			5,714.03		
	principal/interest		4,093.14	1,620.89	4,240.75	1,473.28		4,393.68	1,320.35		4,552.13	1,161.90		4,716.30	997.73
July	payment	5,714.03		5,714.03			5,714.03			5,714.03			5,714.03		
	principal/interest		4,105.24	1,608.79	4,253.29	1,460.74		4,406.67	1,307.36		4,565.59	1,148.44		4,730.24	983.79
August	payment	5,714.03		5,714.03			5,714.03			5,714.03			5,714.03		
	principal/interest		4,117.38	1,596.65	4,265.86	1,448.17		4,419.70	1,294.33		4,579.09	1,134.94		4,744.23	969.80
September	payment	5,714.03		5,714.03			5,714.03			5,714.03			5,714.03		
	principal/interest		4,129.55	1,584.48	4,278.48	1,435.55		4,432.77	1,281.26		4,592.63	1,121.40		4,758.25	955.78
Total Proposed Payments Per Year															
Total Payments	62,854.33			68,568.36			68,568.36			68,568.36			68,568.36		
Principal	44,534.21			50,517.39			52,339.19			54,226.70			56,182.30		
Interest		18,320.12			18,050.97			16,229.17			14,341.66			12,386.06	
Projected Balance Year End															
	622,829.27			554,260.91			485,692.55			417,124.19			348,555.83		

GILLESPIE COUNTY, TEXAS
Public Property Finance ... Contract 6774, October 24, 2014
Sheriff Office ... Law Enforcement Radio System Upgrade

PROJECTED Payments

FY2020			FY2021			FY2022			FY2023			FY2024			FY2025		
Total Payment	Principal	Interest	Total Payment	Principal	Interest	Total Payment	Principal	Interest	Total Payment	Principal	Interest	Total Payment	Principal	Interest	Total Payment	Principal	Interest
348,555.83			279,987.47			211,419.11			142,850.75			74,282.39			5,714.03		
5,714.03			5,714.03			5,714.03			5,714.03			5,714.03			5,714.03		
5,714.03	4,772.32	941.71	5,714.03	4,944.43	769.60	5,714.03	5,122.74	591.29	5,714.03	5,307.48	405.55	5,714.03	5,496.88	215.15	5,714.03	5,696.97	17.06
5,714.03	4,786.43	927.60	5,714.03	4,959.04	754.99	5,714.03	5,137.88	576.15	5,714.03	5,323.17	390.86	5,714.03	5,515.14	198.89			
5,714.03	4,800.58	913.45	5,714.03	4,973.71	740.32	5,714.03	5,153.07	560.96	5,714.03	5,338.91	375.12	5,714.03	5,531.45	162.58			
5,714.03	4,814.78	899.25	5,714.03	4,988.41	725.62	5,714.03	5,168.31	545.72	5,714.03	5,354.69	359.34	5,714.03	5,547.80	166.23			
5,714.03	4,829.01	885.02	5,714.03	5,003.16	710.87	5,714.03	5,183.59	530.44	5,714.03	5,370.53	343.50	5,714.03	5,564.20	149.83			
5,714.03	4,843.29	870.74	5,714.03	5,017.95	696.08	5,714.03	5,198.92	515.11	5,714.03	5,386.41	327.62	5,714.03	5,580.65	133.38			
5,714.03	4,857.61	856.42	5,714.03	5,032.79	681.24	5,714.03	5,214.29	499.74	5,714.03	5,402.33	311.70	5,714.03	5,597.15	116.88			
5,714.03	4,871.97	842.06	5,714.03	5,047.67	666.36	5,714.03	5,229.71	484.32	5,714.03	5,418.30	299.73	5,714.03	5,613.70	100.33			
5,714.03	4,886.38	827.65	5,714.03	5,062.60	651.43	5,714.03	5,245.17	468.86	5,714.03	5,434.32	279.71	5,714.03	5,630.30	83.73			
5,714.03	4,900.83	813.20	5,714.03	5,077.56	636.47	5,714.03	5,260.68	453.35	5,714.03	5,450.39	263.64	5,714.03	5,646.95	67.08			
5,714.03	4,915.32	798.71	5,714.03	5,092.58	621.45	5,714.03	5,276.23	437.80	5,714.03	5,466.51	247.52	5,714.03	5,663.65	50.38			
5,714.03	4,929.85	784.18	5,714.03	5,107.63	606.40	5,714.03	5,291.83	422.20	5,714.03	5,482.67	231.36	5,714.03	5,680.39	33.64			
68,568.36	58,208.37	10,359.99	68,568.36	60,307.53	8,260.83	68,568.36	62,482.42	6,085.94	68,568.36	64,735.71	3,832.65	68,568.36	67,070.26	1,498.10	5,714.03	5,696.97	17.06
279,987.47			211,419.11			142,850.75			74,282.39			5,714.03			0.00		

GILLESPIE COUNTY, TEXAS
Public Property Finance ... Contract 6774, October 24, 2014
Sheriff Office ... Law Enforcement Radio System Upgrade

ACTUAL Payments

ACTUAL Payments	FY2015			FY2016			FY2017			FY2018			FY2019			
	Total Payment	Principal	Interest	Total Payment	Principal	Interest	Total Payment	Principal	Interest	Total Payment	Principal	Interest	Total Payment	Principal	Interest	Total Payment
Balance Year Start	686,426.40															
October	payment	0.00														
	principal/interest															
November	payment	5,714.03														
	principal/interest		3,782.22	1,931.81												
December	payment	5,714.03														
	principal/interest		4,021.27	1,692.76												
January	payment	5,714.03														
	principal/interest		4,033.16	1,680.87												
February	payment	5,714.03														
	principal/interest		4,045.09	1,668.94												
March	payment	5,714.03														
	principal/interest		4,057.05	1,656.98												
April	payment	5,714.03														
	principal/interest		4,069.04	1,644.99												
May	payment	5,714.03														
	principal/interest		4,081.07	1,632.96												
June	payment	5,714.03														
	principal/interest		4,093.14	1,620.89												
July	payment															
	principal/interest															
August	payment															
	principal/interest															
September	payment															
	principal/interest															
Total Payments Current Period																
Total Payments	45,712.24															
Principal		32,182.04														
Interest			13,530.20													
Balance Current Period																
	640,714.16															

County of Gillespie
 District Clerk Bond / Trust Recap
 October 2014 - September 2015
 Funds Managed by County Treasurer

Cause Description	Cause No	Initial Investment Face Value	Prior Interest Adjusted Interest	TexPool Interest	Current Year Interest												Cause Description	Released Investments	Current Balances	Total Interest FY2015
					TexPool Account															
					Oct.2014	Nov.2014	Dec.2014	Jan.2015	Feb.2015	Mar.2015	Apr.2015	May.2015	Jun.2015	Jul.2015	Aug.2015	Sep.2015				
Sonstegard / Curtis	2705	1,000.00	792.80	31.52	closed 05.2004/transfered to District Clerk Acct 117												Sonstegard / Curtis	1,624.32	0.00	31.52
State v Montagnino	4073	10,000.00	43.82	171.08	closed 04.2004												State v Montagnino	10,214.90	0.00	171.08
State v Chow	4232	10,000.00		31.34	closed 05.2004/transfered to District Clerk Acct 117												State v Chow	10,031.34	0.00	31.34
State v Loui	4233	10,000.00		25.50	closed 04.2004												State v Loui	10,025.50	0.00	25.50
State v Duecker	4261	20,000.00		33.03	closed 05.2004/transfered to District Clerk Acct 117												State v Duecker	20,033.03	0.00	33.03
State v Duecker	4262	20,000.00		33.03	closed 05.2004/transfered to District Clerk Acct 117												State v Duecker	20,033.03	0.00	33.03
Wheatcraft v Meier	6978	500.00	236.07	158.58	0.02	0.02	0.03	0.04	0.03	0.04	0.04	0.04	0.04				894.95	158.88		
Munsell Meier v Robinson	7227	1,000.00	390.71	254.33	closed 03.11.2008												Munsell Meier v Robinson	1,645.04	0.00	254.33
Pauls v Bird	8523	500.00	77.66	124.45	0.02	0.02	0.02	0.03	0.02	0.03	0.03	0.03	0.03				702.34	124.68		
Pruitt v Danes	8764	1,000.00	128.41	16.95	closed 02.2004												Pruitt v Danes	1,145.36	0.00	16.95
Damron (Investment)	8766	500.00		24.86	closed 10.2005												Damron (Investment)	524.86	0.00	24.86
Tin Star Ranch	9411	500.00	5.37	32.96	closed 02.03.2006												Tin Star Ranch	538.33	0.00	32.96
Hearne & Phillips	9461	100.00	1.07	21.75	0.00	0.00	0.00	0.00	0.00	0.01	0.01	0.01	0.01				122.86	21.79		
Haggard v Schroeder	9666	500.00	1.19	107.92	0.01	0.02	0.02	0.02	0.02	0.02	0.03	0.03	0.03				609.31	108.12		
Staats v Tonn	9752	1,000.00		17.85	closed 12.2003												Staats v Tonn	1,017.85	0.00	17.85
Silver Deer v Senkbeil	10010	100.00		20.54	0.00	0.00	0.00	0.00	0.00	0.00	0.01	0.01	0.01				120.57	20.57		
Ankem v Woods & Schmidt	10154	1,000.00		55.01	closed 03.06.2006												Ankem v Woods & Schmidt	1,055.01	0.00	55.01
Sledge v Jones	10370	1,000.00		190.20	0.03	0.03	0.04	0.05	0.04	0.05	0.05	0.05	0.05				1,190.61	190.61		
Whitewood v Hartel	10373	100.00		19.06	0.00	0.00	0.00	0.00	0.00	0.00	0.01	0.01	0.01				119.09	19.09		
Ballard v Keidel	10412	1,000.00		4.31	closed 12.2004												Ballard v Keidel	1,004.31	0.00	4.31
Parker/Roscoe L	10522	23,800.00		2,639.22	closed 07.12.2007												Parker/Roscoe L	26,439.22	0.00	2,639.22
Harris v Fourton (dba Silver Deer)	10779	1,000.00		151.50	0.03	0.03	0.04	0.05	0.04	0.05	0.05	0.05	0.06				1,151.90	151.90		
Fonder v Salinas	10930	200.00		27.42	0.01	0.01	0.00	0.01	0.01	0.01	0.01	0.01	0.01				227.50	27.50		
City of Fbg v Penick	10970	274,045.00		118.40	closed 09.21.2006												City of Fbg v Penick	274,163.40	0.00	118.40
A J Waight v LCRA	11042	250.00		1.06	closed 07.20.2006												A J Waight v LCRA	251.06	0.00	1.06
Jenschke v Friedrich	11228	1,000.00		15.72	closed 06.01.2007												Jenschke v Friedrich	1,015.72	0.00	15.72
Quest Oil v Wallen and B&B Oil	11259	1,000.00		74.17	closed 03.24.2011												Quest Oil v Wallen and B&B Oil	1,074.17	0.00	74.17
Cornerstone v Parker	11336	1,000.00		52.34	0.02	0.03	0.04	0.04	0.04	0.04	0.05	0.05	0.05				1,052.70	52.70		
Irwin vs Irwin	11399	303,022.74		3,310.61	closed 06.07.2011												Irwin vs Irwin	306,333.35	0.00	3,310.61
Herb Venture v Varney	11703	250.00		3.98	0.01	0.01	0.01	0.01	0.01	0.01	0.01	0.01	0.01				254.07	4.07		
Dolezal vs Dolezal	11812	1,000.00		7.95	closed 10.2012												Dolezal vs Dolezal	1,007.95	0.00	7.95

County of Gillespie
 District Clerk Bond / Trust Recap
 October 2014 - September 2015
 Funds Managed by County Treasurer

Cause Description	Case No	Initial Investment	Prior Interest	Adjusted Interest	TerPool Interest	Current Year Interest												Released	Current	Total
						Jan.2015	Feb.2015	Mar.2015	Apr.2015	May.2015	Jun.2015	Jul.2015	Aug.2015	Sep.2015	Oct.2015	Nov.2015	Dec.2015			
Bredemus and USB Cheese v Just	11877	1,000.00	0.20	0.03	0.04	0.04	0.03	0.04	0.04	0.04	0.04	0.05	0.05	0.05	1,009.60	9.60				
Prause & Thompson v Bierschwale	11897	100.00	0.90	0.00	0.00	0.00	0.00	0.00	0.00	0.00	0.00	0.00	0.00	0.00	100.90	0.90				
Rutherford v Rafter & Kamp	11904	100.00	0.90	0.00	0.00	0.00	0.00	0.00	0.00	0.00	0.00	0.00	0.00	0.00	100.90	0.90				
Querner v Lester	11928A	1,000.00	1.34	0.02	0.03	0.04	0.04	0.04	0.04	0.04	0.05	0.05	0.05	1,001.68	1.68					
TextHillCo Employees,LLC, vs Beckmann	12195	100.00	0.05	closed 01/19/2010										100.05	0.05					
Fulton v Coleman	12209	500.00	2.81	0.01	0.02	0.02	0.02	0.02	0.02	0.02	0.02	0.02	0.02	502.98	2.98					
IBT Int v Grammer	12228	115,000.00	130.48	closed 06/2014										115,130.48	0.00	130.48				
Ferrell vs Hall, Executor Estate of Klein, Deceased	12369	500.00	0.60	closed 12/27/2010										500.60	0.60					
Baby vs Doggett	12603	400.00	0.35	closed 02/14/2012										400.35	0.35					
Cover v Chase Bank	12964	100.00	0.10		0.00	0.00	0.00	0.00	0.00	0.00	0.00	0.00	0.00	100.10	0.10					
Balero v Federal Home Mortgage	13025	250.00	0.36		0.01	0.01	0.01	0.01	0.01	0.01	0.01	0.01	0.01	250.45	0.45					
LCRA vs TRT Ranch	13119	949,500.00	45.58	closed 09/10/2013										949,545.58	0.00	45.58				
LCRA vs Oehler	13120	195,000.00	9.36	closed 09/10/2013										195,009.36	0.00	9.36				
LCRA vs Walmund	13121	177,000.00	8.49	closed 09/10/2013										177,008.49	0.00	8.49				
Collins, Estate of Smith v Bank of America	13203	500.00	0.64	0.01	0.01	0.02	0.02	0.02	0.02	0.02	0.02	0.02	0.02	500.80	0.80					
Whaley, et al vs Live Springs, et al	13291	500.00	0.41	0.01	0.01	0.02	0.02	0.02	0.02	0.02	0.02	0.02	0.02	500.57	0.57					
Bruce Knoese vs New York Life Insurance and Annuity Corp, et al	13320	951.17	opened 03/03/2014		0.16	0.02	0.03	0.04	0.03	0.03	0.03	0.03	0.03	951.47	0.00	0.30				
Hampson vs Sporhauer	13343	2,000.00	1.59		0.05	0.05	0.07	0.08	0.07	0.08	0.08	0.08	0.08	2,002.28	2.28					
Kerrville Professional Properties LTD ... vs Friendship Village Owners' Assn, Inc ...	13640	Clerk ... case referred to bankruptcy court order to dismiss ... 02/20/14												0.00	0.00	0.00				
In the Matter of the Marriage of Roxanne L Pennington and Matthew Pennington & Gerard M Pennington and In the Interest of Sarah Pennington & Matthew Pennington Children	13683	500.00	opened 03/03/2014	0.07	0.01	0.01	0.02	0.02	0.02	0.02	0.02	0.02	0.02	500.23	0.23	0.23				
Berry vs Cardash	13659	500,984.49	opened 09/11/2014	8.78	11.40	11.74	17.78	19.77	19.95	20.43	21.56	23.45	27.27	closed 2015 06/11	501,143.62	0.00	159.13			
Berry vs Cardash ... TR0	13859TR0	5,000.00	opened 09/11/2014	0.09	0.12	0.18	0.19	0.16	0.20	0.22	0.24	0.26		5,001.77	1.77	1.77				
Roscoe L Parker Guardianship	10522(a)	7,500.00	587.17	closed 07/12/2007										8,087.17	0.00	587.17				
State v Farmer	3870A	4,000.00	504.78	closed 05/2004transferred to District Clerk Act 117										4,572.49	0.00	67.71				
State v Farmer	3870B	1,000.00	126.19	closed 05/2004transferred to District Clerk Act 117										1,146.08	0.00	19.89				
Damron (Trust)	8766(A)	26,278.61	92.83	closed 01/2005										26,371.44	0.00	92.83				
Totals		2,676,132.01	2,308.07	8,766.56	11.82	12.22	18.43	20.50	17.57	21.14	22.34	24.29	8.14	0.00	0.00	0.00	156.45			
Totals 2,669,344.93																	18,018.16			

County of Gillespie
County Clerk Holding Account Recap
 October 2013 - September 2014
 Funds Managed by County Treasurer

Cause	Investment Face Value	Prior Interest		Current Year Interest TextPool/Account												Released Investment	Current Balances	Total Interest FY2015
		Interest	Adjusted TextPool	Oct.2014	Nov.2014	Dec.2014	Jan.2015	Feb.2015	Mar.2015	Apr.2015	May.2015	Jun.2015	Jul.2015	Aug.2015	Sep.2015			
Cause 9145 Doyle/Michael J Guardianship additional funds added July 2013 of \$682.40 to original face of \$119,517.83 or \$120,200.23 principal	120,200.23	281.82		2.73	2.77	4.29	4.75	4.06	4.87	5.23	5.72	5.72	5.72	0.00	120,522.19	40.14		
Cause 8132 Roscoe L Parker	7,500.00	97.71		04.2006 account closed ... case transferred to District Court										7,597.71	0.00			
Cause 8321 David Eugene Reynolds	100,000.00	11,872.07		closed 07.14.2008										111,872.07	0.00			
Investment Totals	107,500.00	0.00	12,251.60	2.73	2.77	4.29	4.75	4.06	4.87	5.23	5.72	5.72	5.72	119,469.78	120,522.19	40.14		

GILLESPIE COUNTY TEXAS

Investment Performance Summary
Certificate of Deposits

Financial Institution	FY2015												Year To Date			
	Oct	Nov	Dec	Jan	Feb	Mar	Apr	May	Jun	Jul	Aug	Sep				
Blanco National Bank													Blanco National Bank			
Certificate of Deposits ... held at face value													Certificate of Deposits ... held at face value			
Amount of Investment	2,400,000	2,400,000	2,400,000	2,400,000	2,400,000	2,400,000	2,400,000	2,400,000	2,400,000	2,400,000	2,400,000	2,400,000	2,400,000	2,400,000	Average Investment	
Average Interest Rate	0.4500	0.4500	0.4500	0.4500	0.4500	0.4500	0.4500	0.4500	0.4500	0.4500	0.4500	0.4500	0.4500	0.4500	0.4500	Average Interest Rate
Earned Interest	887.76	917.28	887.76	917.28	912.34	833.42	916.05	890.22	917.28					8,079.39	Earned Interest	
Security State Bank & Trust													Security State Bank & Trust			
Certificate of Deposits ... held at face value													Certificate of Deposits ... held at face value			
Amount of Investment	2,650,000	2,650,000	2,650,000	2,650,000	2,650,000	2,650,000	2,650,000	2,650,000	2,650,000	2,650,000	2,650,000	2,650,000	2,650,000	2,650,000	Average Investment	
Average Interest Rate	0.3500	0.3500	0.3500	0.3500	0.3500	0.3500	0.3500	0.3500	0.3500	0.3500	0.3500	0.3500	0.3500	0.3500	Average Interest Rate	
Earned Interest	762.36	787.63	762.36	787.63	786.80	712.48	787.76	762.36	787.76					6,937.14	Earned Interest	

Financial Institution	FY2014												Year To Date			
	Oct	Nov	Dec	Jan	Feb	Mar	Apr	May	Jun	Jul	Aug	Sep				
Blanco National Bank													Blanco National Bank			
Certificate of Deposits ... held at face value													Certificate of Deposits ... held at face value			
Amount of Investment	2,400,000	2,400,000	2,400,000	2,400,000	2,400,000	2,400,000	2,400,000	2,400,000	2,400,000	2,400,000	2,400,000	2,400,000	2,400,000	2,400,000	Average Investment	
Average Interest Rate	0.5333	0.5167	0.5042	0.4917	0.4875	0.4782	0.4583	0.4500	0.4500	0.4500	0.4500	0.4500	0.4500	0.4500	0.4767	Average Interest Rate
Earned Interest	1,076.62	1,093.57	1,016.12	1,036.14	1,005.73	910.12	985.20	912.39	825.77	887.76	917.28	917.28	917.28	917.28	11,688.83	Earned Interest
Security State Bank & Trust													Security State Bank & Trust			
Certificate of Deposits ... held at face value													Certificate of Deposits ... held at face value			
Amount of Investment	2,650,000	2,650,000	2,650,000	2,650,000	2,650,000	2,650,000	2,650,000	2,650,000	2,650,000	2,650,000	2,650,000	2,650,000	2,650,000	2,650,000	Average Investment	
Average Interest Rate	0.3889	0.3889	0.3889	0.3833	0.3722	0.3667	0.3611	0.3556	0.3556	0.3500	0.3500	0.3500	0.3500	0.3500	0.3678	Average Interest Rate
Earned Interest	871.27	874.78	846.61	874.78	852.59	764.27	834.46	792.22	808.99	782.91	787.76	787.76	787.76	787.76	9,876.40	Earned Interest

Financial Institution	FY2013												Year To Date			
	Oct	Nov	Dec	Jan	Feb	Mar	Apr	May	Jun	Jul	Aug	Sep				
Blanco National Bank													Blanco National Bank			
Certificate of Deposits ... held at face value													Certificate of Deposits ... held at face value			
Amount of Investment	2,400,000	2,400,000	2,400,000	2,400,000	2,400,000	2,400,000	2,400,000	2,400,000	2,400,000	2,400,000	2,400,000	2,400,000	2,400,000	2,400,000	Average Investment	
Average Interest Rate	0.6500	0.6458	0.6375	0.6250	0.6208	0.6125	0.6125	0.5833	0.5708	0.5583	0.5500	0.5471	0.5471	0.5471	0.6011	Average Interest Rate
Earned Interest	1,282.03	1,324.80	1,273.88	1,289.33	1,287.84	1,148.87	1,248.38	1,187.60	1,188.86	1,125.81	1,148.51	1,129.53	1,129.53	1,129.53	14,603.18	Earned Interest
Security State Bank & Trust													Security State Bank & Trust			
Certificate of Deposits ... held at face value													Certificate of Deposits ... held at face value			
Amount of Investment	2,650,000	2,650,000	2,650,000	2,650,000	2,650,000	2,650,000	2,650,000	2,650,000	2,650,000	2,650,000	2,650,000	2,650,000	2,650,000	2,650,000	Average Investment	
Average Interest Rate	0.4778	0.4778	0.4778	0.4667	0.4444	0.4333	0.4333	0.4111	0.4111	0.4000	0.4000	0.4000	0.4000	0.4000	0.4381	Average Interest Rate
Earned Interest	1,039.06	1,074.40	1,039.75	1,074.40	1,030.84	917.83	993.69	920.56	942.72	912.36	900.25	900.25	900.25	900.25	11,796.13	Earned Interest

Financial Institution	FY2012												Year To Date			
	Oct	Nov	Dec	Jan	Feb	Mar	Apr	May	Jun	Jul	Aug	Sep				
Blanco National Bank													Blanco National Bank			
Certificate of Deposits ... held at face value													Certificate of Deposits ... held at face value			
Amount of Investment	2,400,000	2,400,000	2,400,000	2,400,000	2,400,000	2,400,000	2,400,000	2,400,000	2,400,000	2,400,000	2,400,000	2,400,000	2,400,000	2,400,000	Average Investment	
Average Interest Rate	0.8458	0.8083	0.7833	0.7458	0.7333	0.7167	0.6750	0.6583	0.6500	0.6500	0.6500	0.6500	0.6500	0.6500	0.7139	Average Interest Rate
Earned Interest	1,693.03	1,724.82	1,598.55	1,596.62	1,516.62	1,491.82	1,460.72	1,331.40	1,341.79	1,262.03	1,324.80	1,324.80	1,324.80	1,324.80	17,996.40	Earned Interest
Security State Bank & Trust													Security State Bank & Trust			
Certificate of Deposits ... held at face value													Certificate of Deposits ... held at face value			
Amount of Investment	2,650,000	2,650,000	2,650,000	2,650,000	2,650,000	2,650,000	2,650,000	2,650,000	2,650,000	2,650,000	2,650,000	2,650,000	2,650,000	2,650,000	Average Investment	
Average Interest Rate	0.7222	0.7222	0.7222	0.6889	0.6222	0.5889	0.5556	0.5222	0.5222	0.5000	0.5000	0.5000	0.5000	0.5000	0.6972	Average Interest Rate
Earned Interest	1,900.00	1,805.23	1,553.43	1,805.23	1,477.83	1,334.81	1,363.18	1,185.90	1,210.30	1,171.25	1,125.37	1,125.37	1,125.37	1,125.37	18,587.80	Earned Interest

Financial Institution	FY2011												Year To Date			
	Oct	Nov	Dec	Jan	Feb	Mar	Apr	May	Jun	Jul	Aug	Sep				
Blanco National Bank													Blanco National Bank			
Certificate of Deposits ... held at face value													Certificate of Deposits ... held at face value			
Amount of Investment	2,400,000	2,400,000	2,400,000	2,400,000	2,400,000	2,400,000	2,400,000	2,400,000	2,400,000	2,400,000	2,400,000	2,400,000	2,400,000	2,400,000	Average Investment	
Average Interest Rate	1.3292	1.2542	1.1938	1.1771	1.1354	1.0313	0.9896	0.9396	0.9104	0.8813	0.8583	0.8583	0.8583	0.8583	1.0989	Average Interest Rate
Earned Interest	2,970.48	2,931.13	2,621.94	2,556.45	2,422.88	2,185.34	2,312.03	2,034.21	2,017.07	1,853.37	1,856.68	1,796.22	1,796.22	1,796.22	27,815.80	Earned Interest
Security State Bank & Trust													Security State Bank & Trust			
Certificate of Deposits ... held at face value													Certificate of Deposits ... held at face value			
Amount of Investment	2,650,000	2,650,000	2,650,000	2,650,000	2,650,000	2,650,000	2,650,000	2,650,000	2,650,000	2,650,000	2,650,000	2,650,000	2,650,000	2,650,000	Average Investment	
Average Interest Rate	1.1333	1.1333	1.1333	1.1000	1.0222	0.9333	0.9333	0.8333	0.8333	0.8333	0.8333	0.8333	0.8333	0.8333	0.9754	Average Interest Rate
Earned Interest	2,447.26	2,541.58	2,459.59	2,541.58	2,411.45	2,129.59	2,280.43	2,021.92	2,051.12	1,934.83	1,860.02	1,860.02	1,860.02	1,860.02	26,589.49	Earned Interest

Financial Institution	FY2010												Year To Date		
	Oct	Nov	Dec	Jan	Feb	Mar	Apr	May	Jun	Jul	Aug	Sep			
Blanco National Bank													Blanco National Bank		
Certificate of Deposits ... held at face value													Certificate of Deposits ... held at face value		
Amount of Investment	2,200,000	2,200,000	2,200,000	2,200,000	2,200,000	2,200,000	2,400,000	2,400,000	2,400,000	2,400,000	2,400,000	2,400,000	2,400,000	2,300,000	Average Investment
Average Interest Rate	2.5888	2.4409	2.3500	2.1795	2.1227	2.0091	1.8083	1.7250	1.6208	1.5782	1.5479	1.5104	1.5104	1.9569	Average Interest Rate
Earned Interest	4,775.37	4,836.85	4,413.71	4,390.95	4,057.67	3,997.30	3,753.89	3,567.14	3,519.20	3,167.28	3,218.95	3,163.26	3,163.26	46,480.68	Earned Interest
Security State Bank & Trust													Security State Bank & Trust		
Certificate of Deposits ... held at face value													Certificate of Deposits ... held at face value		
Amount of Investment	400,000	400,000	400,000	400,000	400,000	650,000	2,650,000	2,650,000	2,650,000	2,650,000	2,650,000	2,650,000	2,650,000	1,545,833	Average Investment
Average Interest Rate	1.5750	1.5750	1.5750	1.5750	1.2750	1.2500	1.1333	1.0333	1.0333	1.1333	1.1333	1.1333	1.1333	1.2951	Average Interest Rate
Earned Interest	673.99	535.08	517.82	535.08	532.05	394.25	677.32	2,441.10	2,193.21	2,202.74	2,528.82	2,528.83	2,528.83	15,780.25	Earned Interest

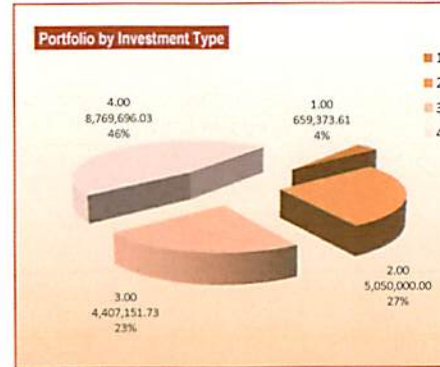
GILLESPIE COUNTY TEXAS
Investment Performance Summary
Certificate of Deposits

Financial Institution	Oct	Nov	Dec	Jan	Feb	Mar	Apr	May	Jun	Jul	Aug	Sep	Year To Date
Blanco National Bank	Amount of Investment 1,700,000	1,700,000	1,700,000	1,700,000	1,700,000	1,700,000	2,200,000	2,200,000	2,200,000	2,200,000	2,200,000	2,200,000	1,950,000
Blanco National Bank	Average Interest Rate 4.412	3.6618	3.553	3.2294	3.1500	3.0147	2.6682	2.7664	2.7664	2.7455	2.6932	2.6409	2.409
Blanco National Bank	Earned Interest 5,819.95	5,834.80	5,116.43	5,104.40	4,934.27	4,136.41	4,352.75	5,385.78	5,206.30	5,038.38	5,129.86	5,032.19	60,782.52
Security State Bank & Trust	Amount of Investment 900,000	900,000	900,000	900,000	900,000	900,000	400,000	400,000	400,000	400,000	400,000	400,000	650,000
Security State Bank & Trust	Average Interest Rate 3.0300	3.0300	3.0500	3.0300	3.0300	2.4300	2.0500	2.0500	2.0500	2.0500	2.0500	2.0500	2.4598
Security State Bank & Trust	Earned Interest 1,984.94	2,305.90	2,231.52	2,305.90	2,297.68	1,660.84	2,051.10	752.07	696.44	673.99	696.44	696.44	18,553.28
Blanco National Bank	Amount of Investment 1,600,000	1,600,000	1,600,000	1,600,000	1,600,000	1,600,000	1,700,000	1,700,000	1,700,000	1,700,000	1,700,000	1,700,000	1,658,333
Blanco National Bank	Average Interest Rate 5.5531	5.4875	5.4656	5.2113	5.1219	4.9382	4.8206	4.5559	4.4235	4.2912	4.2912	4.1588	4.8836
Blanco National Bank	Earned Interest 7,331.57	7,546.16	7,216.49	7,427.24	7,085.44	6,534.39	7,129.97	6,735.65	6,577.93	6,365.77	6,386.84	6,195.75	82,533.20
Blanco National Bank	Amount of Investment 300,000	300,000	300,000	300,000	300,000	300,000	800,000	800,000	800,000	800,000	800,000	800,000	675,000
Blanco National Bank	Average Interest Rate 5.4483	5.0950	5.0950	5.0550	5.4167	5.4167	3.9283	3.0375	3.0375	3.0375	3.0375	3.0375	3.9058
Blanco National Bank	Earned Interest 1,343.43	1,388.20	1,343.43	1,343.43	1,343.43	1,246.56	1,000.92	2,201.52	2,051.10	2,051.10	2,051.10	2,051.10	24,047.27
Blanco National Bank	Amount of Investment 1,300,000	1,300,000	1,300,000	1,300,000	1,300,000	1,300,000	1,300,000	1,300,000	1,300,000	1,300,000	1,300,000	1,300,000	1,250,000
Blanco National Bank	Average Interest Rate 3.933	3.2767	3.6558	4.0142	4.1808	4.2390	4.3885	4.6731	4.8080	4.9385	4.9385	4.9385	4.2541
Blanco National Bank	Earned Interest 3,050.96	3,339.50	3,556.44	3,883.06	4,081.15	3,846.66	4,412.19	4,668.04	4,726.43	4,993.12	5,308.21	5,455.61	51,354.37
Blanco National Bank	Amount of Investment 100,000	100,000	100,000	100,000	100,000	100,000	200,000	200,000	200,000	200,000	200,000	200,000	141,667
Blanco National Bank	Average Interest Rate 3.0000	3.0000	3.0000	3.0000	3.0000	5.0000	5.0000	5.0950	5.0950	5.0950	5.0950	5.0950	4.3729
Blanco National Bank	Earned Interest 246.58	254.80	246.58	254.80	254.80	383.56	424.66	410.96	665.46	665.46	665.46	665.46	5,910.56
Blanco National Bank	Amount of Investment 1,200,000	1,200,000	1,200,000	1,200,000	1,200,000	1,200,000	1,200,000	1,200,000	1,200,000	1,200,000	1,200,000	1,200,000	1,200,000
Blanco National Bank	Average Interest Rate 1.8470	1.8608	1.8608	1.8608	2.0558	2.1558	2.2742	2.2742	2.5408	2.6575	2.6017	2.9267	2.2629
Blanco National Bank	Earned Interest 1,814.02	1,895.70	1,855.10	1,916.93	2,095.26	1,984.55	2,288.16	2,243.02	2,583.80	2,626.85	2,855.39	2,985.79	25,049.33
Blanco National Bank	Amount of Investment 100,000	100,000	100,000	100,000	100,000	100,000	100,000	100,000	100,000	100,000	100,000	100,000	100,000
Blanco National Bank	Average Interest Rate 3.0000	3.0000	3.0000	3.0000	3.0000	3.0000	3.0000	3.0000	3.0000	3.0000	3.0000	3.0000	3.0000
Blanco National Bank	Earned Interest 246.58	254.80	246.58	254.80	254.80	383.56	424.66	410.96	665.46	665.46	665.46	665.46	5,910.56
Blanco National Bank	Amount of Investment 100,000	100,000	100,000	100,000	100,000	100,000	100,000	100,000	100,000	100,000	100,000	100,000	100,000
Blanco National Bank	Average Interest Rate 1.7174	1.7174	1.7174	1.7174	1.7174	1.7174	1.7174	1.7174	1.7174	1.7174	1.7174	1.7174	1.7174
Blanco National Bank	Earned Interest 1,717.84	1,717.84	1,717.84	1,717.84	1,717.84	1,717.84	1,717.84	1,717.84	1,717.84	1,717.84	1,717.84	1,717.84	17,178.40

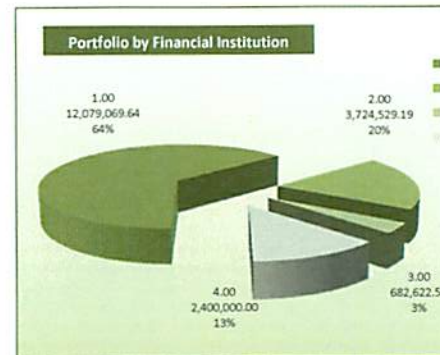
GILLESPIE COUNTY, TEXAS Portfolio Asset Summary By Investment Type

As of June 30, 2015
Of Funds Managed By County Treasurer Office

Financial Institution Account / Investment Type	Cash Balances As Of June 30, 2015	
Security State Bank & Trust County Depository		
Checking Accounts		
General ... multi-fund account	(297.68)	
COB 2001, GOB Series 2010 Interest & Sinking	33,270.48	
County Attorney Hot Check Fund	16,598.97	
Appellate Judicial	165.62	
Justice of Peace No 1	49,518.83	
Justice of Peace No 2	31,838.40	
County Clerk Operating	44,493.31	
District Clerk Operating	77,969.30	
GOB Series 2013 ... Jail Project	1.00	
GOB Series 2013 ... Interest & Sinking	405,815.38	659,373.61
Sweep Accounts		
General Sweep Account ... multi-fund account	8,709,266.76	
GOB Series 2013 Sweep Account ... Jail Project	60,429.27	8,769,696.03
Certificate of Deposit ... General Fund (10.)		
0.35% per annum, paid monthly ... maturity 02.11.2016	100,000.00	
0.35% per annum, paid monthly ... maturity 05.02.2016	100,000.00	
0.35% per annum, paid monthly ... maturity 02.28.2016	100,000.00	
0.35% per annum, paid monthly ... maturity 10.29.2015	100,000.00	
0.35% per annum, paid monthly ... maturity 03.04.2016	250,000.00	
0.35% per annum, paid monthly ... maturity 04.01.2016	500,000.00	
0.35% per annum, paid monthly ... maturity 07.01.2015	500,000.00	
0.35% per annum, paid monthly ... maturity 10.01.2015	500,000.00	
0.35% per annum, paid monthly ... maturity 01.01.2016	500,000.00	2,650,000.00
		12,079,069.64
TexPool Investment Service for Public Funds		
Investment Pool		
General ... multi-fund account	3,484,252.18	
Interest & Sinking	709.99	
District Clerk Holding In Trust	18,018.16	
County Clerk Holding In Trust	120,522.19	
GOB Series 2013 ... Jail Project	101,026.67	3,724,529.19
		3,724,529.19



Portfolio by Investment Type As of June 30, 2015	
1	659,373.61 Checking Accounts
2	5,050,000.00 Certificates of Deposit
3	4,407,151.73 Investment Pools
4	8,769,696.03 Sweep Accounts
18,886,221.37 Total	



Portfolio by Financial Institution As of June 30, 2015	
1	12,079,069.64 Security State Bank & Trust
2	3,724,529.19 TexPool
3	682,622.54 Texas Class
4	2,400,000.00 Blanco National Bank
18,886,221.37 Total	

GILLESPIE COUNTY, TEXAS

Portfolio Asset Summary By Investment Type

As of June 30, 2015
Of Funds Managed By County Treasurer Office

Financial Institution Account / Investment Type	Cash Balances As Of June 30, 2015		
Texas Class			
Investment Service for Public Funds			
Investment Pool			
GOB Series 2013 ... Jail Project	682,622.54	682,622.54	682,622.54
Blanco National Bank			
Certificate of Deposit .. General Fund (10)			
0.45% per annum, paid monthly .. maturity 11.07.2015	100,000.00		
0.45% per annum, paid monthly .. maturity 02.11.2016	100,000.00		
0.45% per annum, paid monthly .. maturity 01.02.2016	100,000.00		
0.45% per annum, paid monthly .. maturity 07.19.2015	100,000.00		
0.45% per annum, paid monthly .. maturity 03.07.2016	100,000.00		
0.45% per annum, paid monthly .. maturity 09.07.2015	100,000.00		
0.45% per annum, paid monthly .. maturity 10.07.2015	100,000.00		
0.45% per annum, paid monthly .. maturity 05.28.2016	100,000.00		
0.45% per annum, paid monthly .. maturity 05.28.2016	100,000.00		
0.45% per annum, paid monthly .. maturity 08.02.2015	100,000.00		
0.45% per annum, paid monthly .. maturity 11.02.2015	100,000.00		
0.45% per annum, paid monthly .. maturity 12.02.2015	100,000.00		
0.45% per annum, paid monthly .. maturity 04.18.2016	100,000.00		
0.45% per annum, paid monthly .. maturity 11.22.2015	100,000.00		
0.45% per annum, paid monthly .. maturity 01.30.2016	100,000.00		
0.45% per annum, paid monthly .. maturity 01.30.2016	100,000.00		
0.45% per annum, paid monthly .. maturity 03.05.2016	100,000.00		
0.45% per annum, paid monthly .. maturity 04.01.2016	100,000.00		
0.45% per annum, paid monthly .. maturity 12.01.2015	100,000.00		
0.45% per annum, paid monthly .. maturity 04.01.2016	100,000.00		
0.45% per annum, paid monthly .. maturity 04.01.2016	100,000.00		
0.45% per annum, paid monthly .. maturity 04.15.2016	100,000.00		
0.45% per annum, paid monthly .. maturity 06.01.2016	100,000.00		
0.45% per annum, paid monthly .. maturity 06.15.2016	100,000.00	2,400,000.00	2,400,000.00
Total			18,886,221.37

GILLESPIE COUNTY, TEXAS

Portfolio Asset Summary vs. Security Holdings
As of June 30, 2015

For Funds Held by the County Treasurer and All Fee Offices

Financial Institution Account / Investment Type	Cash Balances as of June 30, 2015		Financial Institution Pledge / Security Holdings
Security State Bank & Trust County Depository	Account Balances		Pledge / Security Holdings
County Treasurer Managed Accounts			
Checking Accounts			
General Checking ... multi-fund account	(297.68)		
COB Series 2001, GORefunding 2010 Interest & Sinking	33,270.48		
County Attorney Hot Check Fund	16,598.97		
Appellate Judicial	165.62		
Justice of Peace No 1	49,518.83		
Justice of Peace No 2	31,838.40		
County Clerk Operating	44,493.31		
District Clerk Operating	77,969.30		
GOB Series 2013 ... Jail Project	1.00		
GOB Series 2013 ... Interest & Sinking	405,815.38	659,373.61	
Sweep Account			
General Sweep Account ... multi-fund account	8,709,266.76		
GOB Series 2013 Sweep Account ... Jail Project	60,429.27	8,769,696.03	
County Treasurer Managed Investments			
Certificates of Deposit .. General Fund (10.)			
0.35% per annum, paid monthly .. maturity 02.11.2016	100,000.00		
0.35% per annum, paid monthly .. maturity 05.02.2016	100,000.00		
0.35% per annum, paid monthly .. maturity 02.28.2016	100,000.00		
0.35% per annum, paid monthly .. maturity 10.29.2015	100,000.00		
0.35% per annum, paid monthly .. maturity 03.04.2016	250,000.00		
0.35% per annum, paid monthly .. maturity 04.01.2016	500,000.00		
0.35% per annum, paid monthly .. maturity 07.01.2015	500,000.00		
0.35% per annum, paid monthly .. maturity 10.01.2015	500,000.00		
0.35% per annum, paid monthly .. maturity 01.01.2016	500,000.00	2,650,000.00	

GILLESPIE COUNTY, TEXAS

Portfolio Asset Summary vs. Security Holdings
As of June 30, 2015

For Funds Held by the County Treasurer and All Fee Offices

Financial Institution Account / Investment Type		Cash Balances as of June 30, 2015	Financial Institution Pledge / Security Holdings
Security State Bank & Trust County Depository		Account Balances	Pledge / Security Holdings
Tax Assessor-Collector Managed Accounts			
Checking Accounts			
TA-C Operating Account	38,810.19		
TxP&WL	20,147.60		
MVD	143,175.88		
MVD Sales Tax	296,776.11		
City of Fredericksburg Ad Valorem	3,965.08		
MVD Title	2,373.37		
Road & Bridge Fee	13,839.50		
Fredericksburg ISD Ad Valorem	4,486.95		
Escrow (Ad Valorem Property)	21,050.32		
VIT (Vehicle Inventory Tax) Escrow	28,724.56		
Harper ISD Ad Valorem	10,854.18		
Gillespie County WCID Ad Valorem	9.26		
Doss CCSD Ad Valorem	24.84		
Stonewall WCID Ad Valorem	408.41		
Hill Country Underground WCD Ad Valorem	397.16		
Gillespie County Ad Valorem	19,404.63	604,447.44	
County Clerk Managed Account			
Checking Account			
County Clerk Escrow	32,228.48	32,228.48	
Sheriff Managed Account			
Checking Account			
Sheriff Bail Bond Account	54,900.00		
Sheriff Inmate	4,544.31		
Sheriff Commissary	329.26	59,773.57	
District Clerk Managed Account			
Checking Account			
District Clerk Trust	37,250.47	37,250.47	
		12,812,769.60	21,384,827.80
			26,186,948.00 SSB&T Pledged Securities - par value / original face
			20,572,471.91 SSB&T Pledged Securities - book value
			20,884,827.80 SSB&T Pledged Securities - fair market value
			250,000.00 FDIC Coverage / Demand Deposits @ SSB&T
			250,000.00 FDIC Coverage / Time Deposits @ SSB&T

GILLESPIE COUNTY, TEXAS

Portfolio Asset Summary vs. Security Holdings
As of June 30, 2015

For Funds Held by the County Treasurer and All Fee Offices

Financial Institution Account / Investment Type	Cash Balances as of June 30, 2015	Financial Institution Pledge / Security Holdings
TexPool Investment Service for Public Funds		
County Treasurer Managed Investments		
Investment Pool Accounts		
General ... multi-fund account	3,484,252.18	
Interest & Sinking - COB Series 2001/GOB Series 2010	709.99	
District Clerk Holding	18,018.16	
County Clerk Holding	120,522.19	
GOB Series 2013 ... Jail Project	101,026.67	
	3,724,529.19	3,724,529.19
Net Asset Value ... TexPool seeks to maintain a net asset value of \$1.00 (+/- 0.005 allowable) and is designed to be used for investments of funds which may be needed at any time. June 30, 2015, net asset value 1.00004		

Financial Institution Account / Investment Type	Cash Balances as of June 30, 2015	Financial Institution Pledge / Security Holdings
Texas Class Investment Service for Public Funds		
County Treasurer Managed Investments		
Investment Pool Account		
GOB Series 2013 ... Jail Project	682,622.54	
	682,622.54	682,622.54
Net Asset Value ... Texas Class seeks to maintain a net asset value of \$1.00 (+/- 0.005 allowable) and is designed to be used for investments of funds which may be needed at any time. June 30, 2015, net asset value 1.00		

GILLESPIE COUNTY, TEXAS

Portfolio Asset Summary vs. Security Holdings
As of June 30, 2015

For Funds Held by the County Treasurer and All Fee Offices



Financial Institution Account / Investment Type	Cash Balances as of June 30, 2015			Financial Institution Pledge / Security Holdings
Blanco National Bank	Account Balances			Pledge / Security Holdings
County Treasurer Managed Investments				
Certificates of Deposit .. General Fund (10.)				
0.45% per annum, paid monthly .. maturity 11.07.2015	100,000.00			
0.45% per annum, paid monthly .. maturity 02.11.2016	100,000.00			
0.45% per annum, paid monthly .. maturity 01.02.2016	100,000.00			
0.45% per annum, paid monthly .. maturity 07.19.2015	100,000.00			
0.45% per annum, paid monthly .. maturity 03.07.2016	100,000.00			
0.45% per annum, paid monthly .. maturity 09.07.2015	100,000.00			
0.45% per annum, paid monthly .. maturity 10.07.2015	100,000.00			
0.45% per annum, paid monthly .. maturity 05.28.2016	100,000.00			
0.45% per annum, paid monthly .. maturity 05.28.2016	100,000.00			
0.45% per annum, paid monthly .. maturity 08.02.2015	100,000.00			
0.45% per annum, paid monthly .. maturity 11.02.2015	100,000.00			
0.45% per annum, paid monthly .. maturity 12.02.2015	100,000.00			
0.45% per annum, paid monthly .. maturity 04.18.2016	100,000.00			
0.45% per annum, paid monthly .. maturity 11.22.2015	100,000.00			
0.45% per annum, paid monthly .. maturity 01.30.2016	100,000.00			
0.45% per annum, paid monthly .. maturity 01.30.2016	100,000.00			
0.45% per annum, paid monthly .. maturity 03.05.2016	100,000.00			
0.45% per annum, paid monthly .. maturity 04.01.2016	100,000.00			
0.45% per annum, paid monthly .. maturity 12.01.2015	100,000.00			
0.45% per annum, paid monthly .. maturity 04.01.2016	100,000.00			
0.45% per annum, paid monthly .. maturity 04.01.2016	100,000.00		3,194,301.68	BNB Pledged Securities.. par value
0.45% per annum, paid monthly .. maturity 04.15.2016	100,000.00		3,418,171.70	BNB Pledged Securities.. book value
0.45% per annum, paid monthly .. maturity 06.01.2016	100,000.00		3,446,716.81	BNB Pledged Securities.. fair market value
0.45% per annum, paid monthly .. maturity 06.15.2016	100,000.00	2,400,000.00	2,400,000.00	250,000.00 FDIC Coverage @ BNB
			3,696,716.81	

GILLESPIE COUNTY, TEXAS

Portfolio Asset Summary vs. Security Holdings
As of June 30, 2015

For Funds Held by the County Treasurer and All Fee Offices

Financial Institution Account / Investment Type	Cash Balances as of June 30, 2015	As Of June 30, 2015	As Of June 30, 2015	Financial Institution Pledge / Security Holdings
Total Assets	19,619,921.33	29,488,696.34		Total Securities



GILLESPIE COUNTY, TEXAS

Portfolio Asset Summary vs. Security Holdings
As of June 30, 2015

For Funds Held by the County Treasurer and All Fee Offices

Financial Institution Account / Investment Type	Cash Balances as of June 30, 2015	Financial Institution Pledge / Security Holdings
--	--------------------------------------	---

Deposit and Investment Risk Disclosure																
<p>General Statement . The County continues to take a conservative approach to investment of county funds. Investment strategies are built on cash flow versus fund name. County funds are predominantly invested in TexPool . . . an investment service for public funds . . . and certificate of deposits. Depository interest-bearing checking accounts are used more as clearing accounts than a type of investment.</p> <p>The General Checking Account (multi-fund account) . . . interest-bearing, with a one dollar (\$1.00) threshold . . . is attached to a sweep account with a \$25,000.00 required minimum balance. This holds the same for the GOB Series 2013 Account . . . it is interest-bearing, with a one dollar (\$1.00) threshold . . . and is attached to a sweep account with a \$25,000.00 required minimum balance.</p> <p>Custodial Risk . All deposits/investments with any banking institution are collateralized over 100%. all collateral (exclusive FDIC coverage) is placed with a third party that is not a depository of the County, and collateral is pledged to Gillespie County.</p> <p>Interest Rate Risk . The County does not have a formal investment policy that limits investment maturities as a means of managing its exposure to fair value losses arising from changing interest rates.</p> <p>At June 30, 2015, the County had no investments other than those in an investment pool that would be effected.</p> <p>Certificates of Deposit are normally held at one year maturities and maturity dates are staggered.</p> <p>Occasionally CD's are originally invested for periods of less or over a year to optimize a staggered portfolio.</p> <p>CD's are held at face values with interests paid to the County monthly.</p> <p>Credit Risk . <u>At June 30, 2015, the County has no investments</u> in commercial paper, corporate bonds, mutual funds.</p> <p>At June 30, 2015, TexPool was rated AAAM by Standard & Poor's.</p> <p>At June 30, 2015, Texas Class was rated AAAM by Standard & Poor's.</p> <p>Concentration of Credit Risk . The County does not place any limit on the amount the County may invest with any type of investment or issuer. However, considering the current economy the County has kept lower concentrations in any one issuer.</p> <p>At June 30, 2015, the County had its assets/investments invested by investment type</p> <table border="0"> <tr> <td>22,4626</td> <td>% in investment pools</td> </tr> <tr> <td>25,7391</td> <td>% in certificate of deposit(s)</td> </tr> <tr> <td>7,1003</td> <td>% in checking, money market, passbook accounts</td> </tr> <tr> <td>44,6979</td> <td>% in sweep accounts</td> </tr> </table> <p>At June 30, 2015, the County had its assets/investments invested by issuer</p> <table border="0"> <tr> <td>18,9834</td> <td>% in TexPool</td> </tr> <tr> <td>65,3049</td> <td>% in Security State Bank & Trust</td> </tr> <tr> <td>12,2325</td> <td>% in Blanco National Bank</td> </tr> <tr> <td>3,4792</td> <td>% in Texas Class</td> </tr> </table>	22,4626	% in investment pools	25,7391	% in certificate of deposit(s)	7,1003	% in checking, money market, passbook accounts	44,6979	% in sweep accounts	18,9834	% in TexPool	65,3049	% in Security State Bank & Trust	12,2325	% in Blanco National Bank	3,4792	% in Texas Class
22,4626	% in investment pools															
25,7391	% in certificate of deposit(s)															
7,1003	% in checking, money market, passbook accounts															
44,6979	% in sweep accounts															
18,9834	% in TexPool															
65,3049	% in Security State Bank & Trust															
12,2325	% in Blanco National Bank															
3,4792	% in Texas Class															

FY2014-2015
Gillespie County, Texas
County Treasurer Monthly Financial Statement
Of Funds Managed by County Treasurer



For the Period Ended June 30, 2015

Laura Lundquist, C.C.T., C.I.O.
Gillespie County Treasurer


Maintenance & Operating, COB/GOB, Special Revenue, Special Revenue..Grants, Trust and Agency						
Month	05.31.2015					06.30.2015
To Date	Cash Balance	Receipts	Disbursements	Allocations	Adjustments	Cash Balance
M&O	15,817,230.59	369,611.82	1,344,979.76			14,841,862.65
COB ... GOB Operating	956,840.46	119.63	120,869.18			836,090.91
COB ... GOB I&S	433,147.75	7,888.99				441,036.74
Special Revenue	1,650,613.66	44,517.63	9,817.33			1,685,313.96
Special Revenue ... Grants	75,733.11					75,733.11
Trust and Agency	601,192.37	106,169.72	56,945.23			650,416.86
Totals	19,534,757.94	528,307.79	1,532,611.50	0.00	0.00	18,530,454.23
County Funds						

Maintenance & Operating, COB/GOB, Special Revenue, Special Revenue..Grants, Trust and Agency						
Year	09.30.2014					06.30.2015
To Date	Cash Balance	Receipts	Disbursements	Allocations	Adjustments	Cash Balance
M&O	10,671,669.71	15,047,877.71	10,877,684.77			14,841,862.65
COB ... GOB Operating	5,249,856.00	21,397.31	4,435,162.40			836,090.91
COB ... GOB I&S	217,647.17	1,167,884.57	944,495.00			441,036.74
Special Revenue	1,574,226.08	667,840.49	556,752.61			1,685,313.96
Special Revenue ... Grants	75,733.11					75,733.11
Trust and Agency	676,464.93	1,156,733.14	1,182,781.21			650,416.86
Totals	18,465,597.00	18,061,733.22	17,996,875.99	0.00	0.00	18,530,454.23
County Funds						

Clerks of the Courts Trust Funds						
Month	05.31.2015					06.30.2015
To Date	Cash Balance	Receipts	Disbursements	Allocations	Adjustments	Cash Balance
District Clerk Trust	517,153.64	8.14	499,143.62			18,018.16
County Clerk Trust	120,516.47	5.72				120,522.19
Totals	637,670.11	13.86	499,143.62	0.00	0.00	138,540.35
Clerk Trusts						

Clerks of the Courts Trust Funds						
Year	09.30.2014					06.30.2015
To Date	Cash Balance	Receipts	Disbursements	Allocations	Adjustments	Cash Balance
District Clerk Trust	519,956.80	156.45	502,095.09			18,018.16
County Clerk Trust	120,482.05	40.14				120,522.19
Totals	640,438.85	196.59	502,095.09	0.00	0.00	138,540.35
Clerk Trusts						

Respectfully submitted,



 Laura Lundquist, C.C.T., C.I.O.
 Gillespie County Treasurer

The State of Texas, County of Gillespie

Before me, the undersigned authority, this day personally appeared Laura Lundquist, County Treasurer, to me well known, who, being duly sworn, desposes and says that the above and foregoing report is true and correct.

Witness my hand and seal of this office, this _____ day of _____, _____ A.D.

 Mary Lynn Rusche, County Clerk
 County of Gillespie, State of Texas

Compared, examined, and accepted in open Commissioners Court this _____ day of _____, _____ A.D.

 Mark Stroehrer, County Judge

 Curtis Cameron, Commissioner Pct No 1

 William A. Roeder, Commissioner Pct No 2

 Calvin Ransleben, Commissioner Pct No 3

 Donald W. Schuch, Commissioner Pct No 4