



FY2014-2015

GILLESPIE COUNTY, TEXAS

COUNTY TREASURER MONTHLY FINANCIAL REPORT

For The Period Ended
April 30, 2015
Unaudited

Laura Lundquist, C.C.T., C.I.O.
Gillespie County Treasurer

1. Cash/Investment Balances All Funds
For Period Ended April 30, 2015
2. Statement of Receipts, Disbursements, Electronic Funds Transfers, Payroll,
Interfund Allocations, Adjustments, and Investments All Funds
Month to Date by Fund
3. Statement of Receipts, Disbursements, Electronic Funds Transfers, Payroll,
Interfund Allocations, Adjustments, and Investments All Funds
Fiscal Year to Date by Fund
4. Statement of Maintenance & Operating Funds
FY2005 through April 30, 2015
General Fund
Road & Bridge Funds ... County Wide, Precinct No 1, Precinct No 2, Precinct No 3, Precinct No 4
5. Fund Cash/Investment Balance Comparison by Fiscal Year by Fund
Active and Inactive Funds
FY2004 through April 30, 2015
6. Overall Cash/Investment Balance Comparison by Month
FY1985 through April 30, 2015
7. County Sales Tax ... Effective January 01, 1988
Allocation Summary of Sales Tax Receipts
1988 through April 30, 2015

Statement of Repayment of Erroneous Receipt of Sales Tax
1997 through April 30, 2015 ... 20 Year Payout; Final Payment FY2016
8. Hotel Occupancy Tax (HOT) ... Effective January 01, 2007
Summary of HOT Receipts and Expenditures
For the Period of January 01, 2007 through April 30, 2015
9. Certificates of Obligation Bonds ... Interest & Sinking
Statement of Bond Redemptions & Interest Payment Schedule
GO Refunding Bonds, Series 2010
Refunding of COB Series 2001, Post Office & Clinic Building Properties



10. General Obligation Bonds ... Interest & Sinking
Statement of Bond Redemptions & Interest Payment Schedule
GOB Series 2013, Jail Construction Project
11. Lease / Purchase Finance ... Capital Equipment
Statement of Principal & Interest Payment Schedule
Road & Bridge Departments – Contract No 6451, December.2013
 - o Countywide
 - o Precinct No 1
 - o Precinct No 2
 - o Precinct No 3
 - o Precinct No 4
12. Public Property Finance ... Law Enforcement Radio System Upgrade
Statement of Principal & Interest Payment Schedule
Sheriff Office --- Contract No 6774, October.2014
13. District Clerk Trust Funds ... Statement of Holding in Trust Funds ... As Managed by County Treasurer
As of April 30, 2015
14. County Clerk Trust Funds ... Statement of Holding in Trust Funds ... As Managed by County Treasurer
As of April 30, 2015
15. Investment Performance Summary ... Certificate(s) of Deposit
As of April 30, 2015
16. County Treasurer Portfolio Asset Summary by Investment Type
As of April 30, 2015
17. County Portfolio Asset Summary vs. Security Holdings
As of April 30, 2015
18. Detailed Listing of Receipts to All Funds
For April.2015
19. Detailed Listing of Disbursements from All Funds
For April.2015
20. Detailed Listing of Electronic Funds Transfers from All Funds
For April.2015
21. Detailed Listing of Interfund Allocations to/from All Funds
For April.2015
22. Detailed Listing of Payroll Distribution All Funds
For April.2015
23. Financial Summary Recap ... Affidavit
As of April 30, 2015

FY2014-2015
 GILLESPIE COUNTY, TEXAS

CASH / INVESTMENT BALANCES
 OF ALL FUNDS MANAGED BY COUNTY TREASURER

For Period Ended April 30, 2015

FUNDS LISTING BY CATEGORY

GENERAL and ROAD & BRIDGE FUNDS

Maintenance & Operating Funds

General Fund	13,730,616.04
Road & Bridge Funds ...	
County Wide	1,880,511.77
Precinct No 1	130,431.73
Precinct No 2	212,029.29
Precinct No 3	83,784.53
Precinct No 4	<u>175,166.76</u>
Sub-total Road & Bridge Funds	2,481,924.08

CASH and INVESTMENTS

16,212,540.12

SPECIAL REVENUE FUNDS

Law Library	9,799.44
Lateral Road ...	
Precinct No 1	6,633.18
Precinct No 2	6,633.18
Precinct No 3	6,633.18
Precinct No 4	6,633.18
Sub-total Lateral Road Funds	26,532.72
Probate	28,343.03
Court Reporter Service	1,347.66
County Records Management	88,505.38
County Clerk Records Management	104,140.22
Sheriff Forfeiture	21,738.38
Sheriff Abandoned Vehicle	1,200.57
Sheriff Equitable Sharing	1,201.03
Justice Court Bldg Security	28,667.02
Courthouse Security	1,610.68
District Clerk Records Management	6,602.87
County & District Court Technology	15,653.43
Occupancy Tax	359,065.57
Pretrial Intervention	123,025.71
Justice Court Technology	108,681.30
Airport Operating	642,591.66
LEOSE Training--Sheriff	5,116.28
LEOSE Training--Constable No 1	8,038.15
LEOSE Training--Constable No 2	5,984.48
Tax Assessor - M V I	<u>106.75</u>

1,587,952.33

SPECIAL REVENUE FUNDS ... GRANTS

Grants ... General, Energy Efficiency	0.00
Grants ... Law Enforcement, Emergency Services P25 Compliant Radio	75,248.14
PML Loan Star Library	258.39
PML PAC-Pug	211.40
Airport Capital Project Grant	<u>15.18</u>

75,733.11

FY2014-2015
 GILLESPIE COUNTY, TEXAS

CASH / INVESTMENT BALANCES
 OF ALL FUNDS MANAGED BY COUNTY TREASURER

For Period Ended April 30, 2015

CERTIFICATES OF OBLIGATION BONDS			
and			
GENERAL OBLIGATION BONDS			
...			
Operating Accounts			
GOB Series 2013 ... Jail Project	984,284.54	984,284.54	
CERTIFICATES OF OBLIGATION BONDS			
and			
GENERAL OBLIGATION BONDS			
...			
Interest & Sinking Accounts			
COB Series 2001/GOB Refunding Series 2010 ... Interest & Sinking	32,423.32		
GOB Series 2013 ... Interest & Sinking	397,234.99	429,658.31	
TRUST and AGENCY FUNDS			
Criminal Justice	1,278.24		
Waste Water (State Fee)	320.00		
County Attorney Hot Check	11,618.55		
McDermott (PML)	142,334.54		
Breiten (PML)	213,850.58		
Justice Of The Peace No. 1	35,974.00		
Justice Of The Peace No. 2	24,938.75		
Appellate Judicial System	1,017.96		
Alternative Dispute Resolution	1,361.19		
Unclaimed Monies	54,211.45		
County Clerk Operating	41,341.14		
District Clerk Operating	45,257.79		
Light Up The Block	0.00	573,504.19	19,863,672.60
FUNDS PENDING RELEASE			
Check(s) pending release	0.00		
EFT(s) pending release	0.00	0.00	0.00
CHANGE FUNDS			
General Fund (F.10) ... cash provider to various offices	3,000.00		
Sheriff Seizure Fund (F.30)	1,950.00		
County Attorney Hot Check Fund (F.80)	50.00	5,000.00	5,000.00

FY2014-2015
 GILLESPIE COUNTY, TEXAS

CASH / INVESTMENT BALANCES
 OF ALL FUNDS MANAGED BY COUNTY TREASURER

For Period Ended April 30, 2015

UNALLOCATED MONIES			
Checking Accounts			
Justice of Peace No 2 Checking ... unaccountable funds from 02.28.1999 ... date check book was turned over to County Treasurer	(98.56)		
Justice of Peace No 2 Checking ... credit card payment pending	494.00		
General Checking ... online payment pending / US Trea	2,721.37		
General Checking ... online payment pending / State Comp	31,169.83		
General Checking ... online payment pending / SSB&T	29.73		
District Clerk Checking ... credit card e-file payments pending / notation only	0.00		
County Clerk Checking ... IPP pending	32.00	<u>34,348.37</u>	
Investment Pools ... Investment Service For Public Funds			
TexPool ... General	0.00		
TexPool ... COB Series 2001/GOB Series 2010 Interest & Sinking	0.00		
TexPool ... GOB Series 2013 Jail Project	0.00		
Texas Class ... GOB Series 2013 Jail Project	<u>0.00</u>	<u>0.00</u>	
Other Unallocated Funds			
none reported	<u>0.00</u>	<u>0.00</u>	<u>34,348.37</u>
			19,903,020.97

FY2014-2015
 GILLESPIE COUNTY, TEXAS

CASH / INVESTMENT BALANCES
 OF ALL FUNDS MANAGED BY COUNTY TREASURER

For Period Ended April 30, 2015

CHECKING and INVESTMENT ACCOUNTS			
CHECKING ACCOUNTS			
GENERAL OPERATING ... Interest Bearing Checking	279.64		
Cash On Hand	0.00		
Deposit In Process	28,287.94		
Deposit In Process	6.00		
Online Transfer	0.00		
Online Transfer	0.00		
Outstanding Financial Checks	(366,191.46)		
Outstanding Payroll Checks	(1,002.39)		
Check(s) pending release	0.00		(338,620.27)
GENERAL OPERATING ... Interest Bearing Sweep Account			
Sweep of General Operating Checking	10,128,198.81	10,128,198.81	
COB Series 2001 / GOREfuding Series 2010 INTEREST & SINKING Checking	31,713.33		
Cash On Hand	0.00		
Online Transfer	0.00		
Online Transfer	0.00		
Outstanding Checks	0.00		31,713.33
COUNTY ATTORNEY HOT CHECK ... Interest Bearing Checking	15,765.34		
Cash On Hand	0.00		
Deposit In Process	0.00		
Deposit In Process	0.00		
Outstanding Checks	(4,146.79)		11,618.55
APPELLATE JUDICIAL ... Interest Bearing Checking	1,017.96		
Cash On Hand	0.00		
Deposit In Process	0.00		
Online Transfer	0.00		
Online Transfer	0.00		
Outstanding Checks	0.00		1,017.96
JUSTICE OF THE PEACE No 1 ... Interest Bearing Checking	35,995.31		
Cash On Hand	0.00		
Deposit In Process	1,050.00		
Deposit In Process	0.00		
Outstanding Checks	(1,071.31)		35,974.00
JUSTICE OF THE PEACE No 2 ... Interest Bearing Checking	26,181.50		
Cash On Hand	0.00		
Deposit In Process	679.08		
Deposit In Process	0.00		
Outstanding Checks	(1,526.39)		25,334.19

FY2014-2015
 GILLESPIE COUNTY, TEXAS

CASH / INVESTMENT BALANCES
 OF ALL FUNDS MANAGED BY COUNTY TREASURER

For Period Ended April 30, 2015

CHECKING ACCOUNTS ... Continued			
COUNTY CLERK ... Interest Bearing Checking	38,833.33		
Cash On Hand	0.00		
Deposit In Process	662.00		
Deposit In Process	2,108.50		
Deposit In Process	726.00		
Deposit In Process	0.00		
Outstanding Checks...checks outstanding prior to 10/01/2009	(108.50)		
Outstanding Checks...outstanding checks post 09/30/2009	(848.19)	41,373.14	
DISTRICT CLERK ... Interest Bearing Checking	63,698.83		
Cash On Hand	0.00		
Deposit In Process	142.50		
Deposit In Process	0.00		
Outstanding Checks...checks outstanding prior to 10/01/2009	(4,361.86)		
Outstanding Checks...outstanding checks post 09/30/2009	(14,221.68)	45,257.79	
GOB SERIES 2013 - Jail Project ... Interest Bearing Checking	1.00		
Cash On Hand	0.00		
Online Transfer	0.00		
Deposit In Process	0.00		
Outstanding Checks	(1,350.00)	(1,349.00)	
GOB SERIES 2013 - Jail Project ... Interest Bearing Sweep Account			
Sweep of GOB 2013 Jail Project Checking	202,154.67	202,154.67	
GOB SERIES 2013 - Interest & Sinking ... Interest Bearing Checking	397,234.99		
Cash On Hand	0.00		
Online Transfer	0.00		
Online Transfer	0.00		
Online Transfer	0.00		
Outstanding Checks	0.00	397,234.99	10,579,908.16

FY2014-2015
 GILLESPIE COUNTY, TEXAS

CASH / INVESTMENT BALANCES
 OF ALL FUNDS MANAGED BY COUNTY TREASURER

For Period Ended April 30, 2015

TIME CERTIFICATE OF DEPOSIT(s)

All General Fund (10.) Investments

Blanco National Bank

BNB CD .. 0.45% per annum, paid monthly .. 11.07.2015 maturity	100,000.00	
BNB CD .. 0.45% per annum, paid monthly .. 02.11.2016 maturity	100,000.00	
BNB CD .. 0.45% per annum, paid monthly .. 01.02.2016 maturity	100,000.00	
BNB CD .. 0.45% per annum, paid monthly .. 07.19.2015 maturity	100,000.00	
BNB CD .. 0.45% per annum, paid monthly .. 03.07.2016 maturity	100,000.00	
BNB CD .. 0.45% per annum, paid monthly .. 09.07.2015 maturity	100,000.00	
BNB CD .. 0.45% per annum, paid monthly .. 10.07.2015 maturity	100,000.00	
BNB CD .. 0.45% per annum, paid monthly .. 05.28.2015 maturity	100,000.00	
BNB CD .. 0.45% per annum, paid monthly .. 05.28.2015 maturity	100,000.00	
BNB CD .. 0.45% per annum, paid monthly .. 08.02.2015 maturity	100,000.00	
BNB CD .. 0.45% per annum, paid monthly .. 11.02.2015 maturity	100,000.00	
BNB CD .. 0.45% per annum, paid monthly .. 12.02.2015 maturity	100,000.00	
BNB CD .. 0.45% per annum, paid monthly .. 04.18.2016 maturity	100,000.00	
BNB CD .. 0.45% per annum, paid monthly .. 11.22.2015 maturity	100,000.00	
BNB CD .. 0.45% per annum, paid monthly .. 01.30.2016 maturity	100,000.00	
BNB CD .. 0.45% per annum, paid monthly .. 01.30.2016 maturity	100,000.00	
BNB CD .. 0.45% per annum, paid monthly .. 03.05.2016 maturity	100,000.00	
BNB CD .. 0.45% per annum, paid monthly .. 04.01.2016 maturity	100,000.00	
BNB CD .. 0.45% per annum, paid monthly .. 12.01.2015 maturity	100,000.00	
BNB CD .. 0.45% per annum, paid monthly .. 04.01.2016 maturity	100,000.00	
BNB CD .. 0.45% per annum, paid monthly .. 04.01.2016 maturity	100,000.00	
BNB CD .. 0.45% per annum, paid monthly .. 04.15.2016 maturity	100,000.00	
BNB CD .. 0.45% per annum, paid monthly .. 06.01.2015 maturity	100,000.00	
BNB CD .. 0.45% per annum, paid monthly .. 06.15.2015 maturity	<u>100,000.00</u>	<u>2,400,000.00</u>

Security State Bank & Trust (County Depository)

SSB&T CD .. 0.35% per annum, paid monthly .. 02.11.2016 maturity	100,000.00	
SSB&T CD .. 0.35% per annum, paid monthly .. 05.02.2015 maturity	100,000.00	
SSB&T CD .. 0.35% per annum, paid monthly .. 02.28.2016 maturity	100,000.00	
SSB&T CD .. 0.35% per annum, paid monthly .. 10.29.2015 maturity	100,000.00	
SSB&T CD .. 0.35% per annum, paid monthly .. 03.04.2016 maturity	250,000.00	
SSB&T CD .. 0.35% per annum, paid monthly .. 04.01.2016 maturity	500,000.00	
SSB&T CD .. 0.35% per annum, paid monthly .. 07.01.2015 maturity	500,000.00	
SSB&T CD .. 0.35% per annum, paid monthly .. 10.01.2015 maturity	500,000.00	
SSB&T CD .. 0.35% per annum, paid monthly .. 01.01.2016 maturity	<u>500,000.00</u>	<u>2,650,000.00</u> <u>5,050,000.00</u>

**FY2014-2015
 GILLESPIE COUNTY, TEXAS**

**CASH / INVESTMENT BALANCES
 OF ALL FUNDS MANAGED BY COUNTY TREASURER**

For Period Ended April 30, 2015

INVESTMENT POOLS ... Investment Service For Public Funds				
TexPool				
GENERAL ... Multi-Fund Account	3,483,923.95			
Deposit In Process	0.00			
Monies In Transit	<u>0.00</u>	<u>3,483,923.95</u>		
COB SERIES 2001/GORefunding SERIES 2010 ... Interest & Sinking	709.99			
Deposit In Process	0.00			
Monies In Transit	<u>0.00</u>	<u>709.99</u>		
GOB SERIES 2013 ... Jail Project	101,017.07			
Deposit In Process	0.00			
Monies In Transit	<u>0.00</u>	<u>101,017.07</u>		
TexPool sub-total			<u>3,585,651.01</u>	
Texas Class				
GOB SERIES 2013 ... Jail Project	682,461.80			
Deposit In Process	0.00			
Monies In Transit	<u>0.00</u>	<u>682,461.80</u>	<u>4,268,112.81</u>	
CHANGE FUNDS				
Under General Fund (F.10)				
Tax Office ... Teller Drawers (4)	1,200.00			
Tax Office ... Office Administration	0.00			
County Clerk	100.00			
District Clerk	100.00			
Justice of Peace No 1	200.00			
Justice of Peace No 2	200.00			
Pioneer Memorial Library	100.00			
Sheriff ... LEC Administration	50.00			
Sheriff ... LEB Jail Operations	50.00			
County Treasurer	1,000.00			
County Warehouse	<u>0.00</u>	<u>3,000.00</u>		
Under Sheriff Seizure (F.30)				
Sheriff ... Administrative Office	1,950.00		<u>1,950.00</u>	
Under County Attorney Hot Check (F.80)				
County Attorney	<u>50.00</u>	<u>50.00</u>	<u>5,000.00</u>	<u>19,903,020.97</u>


FY2014-2015
 GILLESPIE COUNTY, TEXAS

CASH / INVESTMENT BALANCES
 OF ALL FUNDS MANAGED BY COUNTY TREASURER

For Period Ended April 30, 2015

DISTRICT CLERK HOLDING					
HOLDING ACCOUNT (s)			CASH and INVESTMENTS		
	holding account(s)	<u>519,129.35</u>	<u>519,129.35</u>	<u>519,129.35</u>	<u>519,129.35</u>
INVESTMENT POOLS ... Investment Service For Public Funds					
	TEXPOOL ... DISTRICT CLERK HOLDING	519,129.35			
	Deposit In Process	0.00			
	Monies In Transit	<u>0.00</u>	<u>519,129.35</u>	<u>519,129.35</u>	<u>519,129.35</u>

COUNTY CLERK HOLDING					
HOLDING ACCOUNT (s)			CASH and INVESTMENTS		
	holding account(s)	<u>120,510.75</u>	<u>120,510.75</u>	<u>120,510.75</u>	<u>120,510.75</u>
INVESTMENT POOLS ... Investment Service For Public Funds					
	TEXPOOL ... COUNTY CLERK HOLDING	120,510.75			
	Deposit In Process	0.00			
	Monies In Transit	<u>0.00</u>	<u>120,510.75</u>	<u>120,510.75</u>	<u>120,510.75</u>


 Laura Lundquist, C.C.T., C.I.O.
 Gillespie County Treasurer
 Gillespie County, Texas

**FY2014-2015
GILLESPIE COUNTY, TEXAS
STATEMENT OF
Receipts, Disbursements, Electronic Funds Transfers, Payroll, Interfund Transfers, Adjustments, and Time Investments
of County Funds Managed by County Treasurer**

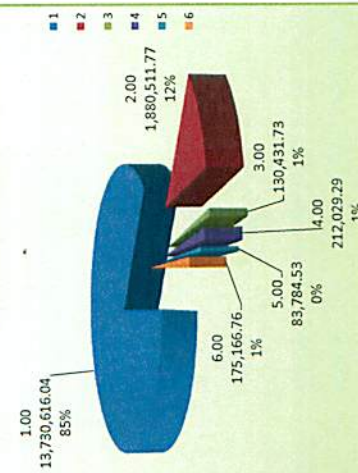
For the Period Ended April 30, 2015

FY2014-2015 For Current Account Period	Cash Balance as of 03.31.2015	Receipts	Disbursements	Electronic Fund Transfers	Payroll	Total Disbursements	Interfund Allocations In	Interfund Allocations Out	FY2015 Adjustments	FY2014 YE Adjustments	Cash Balances as of 04.30.2015	Time Investments	Adjusted Cash Balance as of 04.30.2015	FY2014-2015 For Current Account Period
GENERAL and ROAD & BRIDGE ... Maintenance & Operating Funds														
F10 General	14,973,985.32	433,732.80	1,179,747.67	257,012.57	240,341.84	1,677,102.08					13,730,616.04	5,050,000.00	8,680,616.04	F10 General
Road & Bridge Funds														
F15 County Wide	1,747,485.59	141,555.96	6,493.48		2,036.30	8,529.78					1,880,511.77		1,880,511.77	F15 County Wide
F16 Precinct No 1	180,002.50	25.41	29,634.66		19,961.52	49,596.18					130,431.73		130,431.73	F16 Precinct No 1
F17 Precinct No 2	247,277.83	40.05	21,523.00		13,765.59	35,288.59					212,029.29		212,029.29	F17 Precinct No 2
F18 Precinct No 3	110,566.84	13.50	9,543.69		17,252.12	26,795.81					83,784.53		83,784.53	F18 Precinct No 3
F19 Precinct No 4	198,281.71	278.63	12,708.79		10,684.79	23,393.58					175,166.76		175,166.76	F19 Precinct No 4
Sub-Total R&B	2,463,614.47	141,913.55	79,993.62	0.00	63,700.32	143,693.94	0.00	0.00	0.00	0.00	2,491,924.08	0.00	2,491,924.08	Sub-Total R&B
Sub-Totals General / Road & Bridge ... Maintenance & Operating Funds	17,457,600.79	675,646.35	1,259,651.29	257,012.57	304,042.16	1,820,796.02	0.00	0.00	0.00	0.00	16,212,540.12	5,050,000.00	11,162,540.12	Sub-Totals General / Road & Bridge ... Maintenance & Operating Funds

**Maintenance & Operating
Cash Balances by Fund
As of April 30, 2015**

Fund	Cash Balance
General Fund	13,730,616.04
F15 County Wide	1,880,511.77
F16 Precinct No 1	130,431.73
F17 Precinct No 2	212,029.29
F18 Precinct No 3	83,784.53
F19 Precinct No 4	175,166.76
Total	16,212,540.12

Maintenance & Operating



**FY2014-2015
GILLESPIE COUNTY, TEXAS
STATEMENT OF
Receipts, Disbursements, Electronic Funds Transfers, Payroll, Interfund Transfers, Adjustments, and Time Investments
of County Funds Managed by County Treasurer**

For the Period Ended April 30, 2015

FY2014-2015 For Current Account Period	Cash Balance as of 03.31.2015	Receipts	Disbursements	Electronic Fund Transfers	Payroll	Total Disbursements	Interfund Allocations In	Interfund Allocations Out	FY2015 Adjustments	FY2014 YE Adjustments	Cash Balances as of 04.30.2015	Time Investments	Adjusted Cash Balance as of 04.30.2015	FY2014-2015 For Current Account Period
SPECIAL REVENUE														
F20 Law Library	10,284.91	2,776.53	3,262.00			3,262.00					9,799.44		9,799.44	F20 Law Library
F21 Lateral Road Precinct Depts														F21 Lateral Road Precinct Depts
Precinct No 1	6,633.18					0.00					6,633.18		6,633.18	Precinct No 1
Precinct No 2	6,633.18					0.00					6,633.18		6,633.18	Precinct No 2
Precinct No 3	6,633.18					0.00					6,633.18		6,633.18	Precinct No 3
Precinct No 4	6,633.18					0.00					6,633.18		6,633.18	Precinct No 4
F24 Probate	27,975.03	368.00				0.00					28,343.03		28,343.03	F24 Probate
F25 Court Reporter	1,562.72	934.94	1,150.00			1,150.00					1,347.66		1,347.66	F25 Court Reporter
F28 County Records Mgmt	87,450.19	1,055.19				0.00					88,505.38		88,505.38	F28 County Records Mgmt
F29 County Clerk Records Mgmt	105,427.87	5,520.00	5,001.76		1,805.89	6,807.65					104,140.22		104,140.22	F29 County Clerk Records Mgmt
F30 Sheriff Forfeiture	21,734.59	3.79				0.00					21,738.38		21,738.38	F30 Sheriff Forfeiture
F31 Justice Court Bldg Security	1,200.36	0.21				0.00					1,200.57		1,200.57	F31 Justice Court Bldg Security
F32 Courthouse Security	28,406.54	260.48				0.00					28,667.02		28,667.02	F32 Courthouse Security
F34 District Clerk Records Mgmt	1,887.50	1,833.00	233.02		1,876.80	2,109.82					1,610.68		1,610.68	F34 District Clerk Records Mgmt
F35 County & District Courts Technology	6,226.24	376.63				0.00					6,602.87		6,602.87	F35 County & District Courts Technology
F36 Occupancy Tax	14,963.88	689.55				0.00					15,653.43		15,653.43	F36 Occupancy Tax
F37 Pretrial Intervention	546,535.18	60,772.89	247,742.50			247,742.50					359,065.57		359,065.57	F37 Pretrial Intervention
F51 Justice Court Technology	123,025.71	1,055.13				0.00					123,025.71		123,025.71	F51 Justice Court Technology
F72 Airport Operating	107,626.17	16,985.19	4,850.45		5,577.19	10,427.65					642,591.66		642,591.66	F72 Airport Operating
F78 LEOSE-Sheriff	635,034.12	5,116.28				0.00					5,116.28		5,116.28	F78 LEOSE-Sheriff
F79 LEOSE-Constable 1	5,116.28	8,038.15				0.00					8,038.15		8,038.15	F79 LEOSE-Constable 1
F82 LEOSE-Constable 2	6,765.03	780.55				0.00					5,984.48		5,984.48	F82 LEOSE-Constable 2
F81 Tax Assessor-M V I	106.75					0.00					106.75		106.75	F81 Tax Assessor-M V I
F40 Sheriff Equitable Sharing	1,200.92	0.21				0.00					1,201.03		1,201.03	F40 Sheriff Equitable Sharing
Sub-Totals	1,768,100.76	92,131.74	263,020.29	0.00	9,259.88	272,280.17	0.00	0.00	0.00	0.00	1,587,952.33	0.00	1,587,952.33	Sub-Totals
Special Revenue														Special Revenue

**FY2014-2015
GILLESPIE COUNTY, TEXAS
STATEMENT OF
Receipts, Disbursements, Electronic Funds Transfers, Payroll, Interfund Transfers, Adjustments, and Time Investments
of County Funds Managed by County Treasurer**

For the Period Ended April 30, 2015

FY2014-2015 For Current Account Period	Cash Balance as of 03.31.2015	Receipts	Disbursements	Electronic Fund Transfers	Payroll	Total Disbursements	Interfund Allocations In	Interfund Allocations Out	FY2015 Adjustments	FY2014 YE Adjustments	Cash Balances as of 04.30.2015	Time Investments	Adjusted Cash Balance as of 04.30.2015	FY2014-2015 For Current Account Period
--	--	----------	---------------	------------------------------	---------	------------------------	--------------------------------	---------------------------------	-----------------------	-----------------------------	---	---------------------	---	--

SPECIAL REVENUE ... GRANTS														
F11 Grants ... General - Energy Efficiency	0.00					0.00					0.00		0.00	F11 Grants ... General - Energy Efficiency
F11 Grants ... Law Enforcement, Emergency Services P25 Compliant Radio	75,248.14					0.00					75,248.14		75,248.14	F11 Grants ... Law Enforcement, Emergency Services P25 Compliant Radio
F54 PML ... Loan Star Grant	258.39					0.00					258.39		258.39	F54 PML ... Loan Star Grant
F54 PML ... PAC-HUG Grant	211.40					0.00					211.40		211.40	F54 PML ... PAC-HUG Grant
F71 Airport Capital Project Grant	15.18					0.00					15.18		15.18	F71 Airport Capital Project Grant
Sub-Totals	75,733.11	0.00	0.00	0.00	0.00	0.00	0.00	0.00	0.00	0.00	75,733.11	0.00	75,733.11	Sub-Totals
Special Revenue ... Grants														Special Revenue ... Grants

CERTIFICATES OF OBLIGATION BONDS and GENERAL OBLIGATION BONDS ... Operating Accounts														
F61 GOB Series 2013 ... Jail Project	1,521,550.31	200.75	537,466.52			537,466.52					984,284.54		984,284.54	F61 GOB Series 2013 ... Jail Project
Sub-Totals	1,521,550.31	200.75	537,466.52	0.00	0.00	537,466.52	0.00	0.00	0.00	0.00	984,284.54	0.00	984,284.54	Sub-Totals
COB ... GOB Operating														COB ... GOB Operating

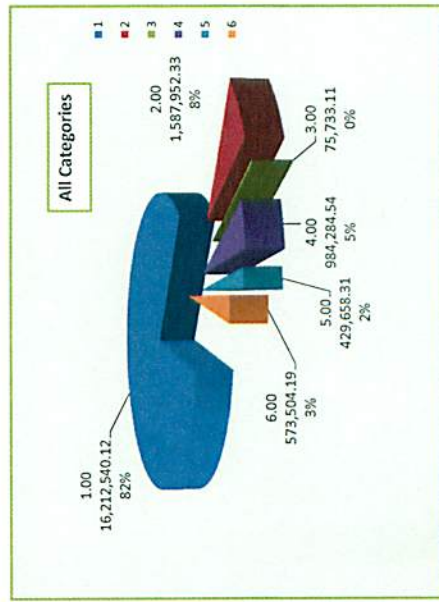
CERTIFICATES OF OBLIGATION BONDS and GENERAL OBLIGATION BONDS ... Interest & Sinking Accounts														
F62 GOB Series 2013 ... Interest & Sinking	382,672.61	14,562.38				0.00					397,234.99		397,234.99	F62 GOB Series 2013 ... Interest & Sinking
F53 COB Series 2001 / GOB Refunding Series 2013 ... Interest & Sinking	29,944.45	2,478.87				0.00					32,423.32		32,423.32	F53 COB Series 2001 / GOB Refunding Series 2013 ... Interest & Sinking
Sub-Totals	412,617.06	17,041.25	0.00	0.00	0.00	0.00	0.00	0.00	0.00	0.00	429,658.31	0.00	429,658.31	Sub-Totals
COB ... GOB I&S														COB ... GOB I&S

**FY2014-2015
GILLESPIE COUNTY, TEXAS
STATEMENT OF
Receipts, Disbursements, Electronic Funds Transfers, Payroll, Interfund Transfers, Adjustments, and Time Investments
of County Funds Managed by County Treasurer**

For the Period Ended April 30, 2015

FY2014-2015 For Current Account Period	Cash Balance as of 03/31/2015	Receipts	Disbursements	Electronic Fund Transfers	Payroll	Total Disbursements	Interfund Allocations In	Interfund Allocations Out	FY2015 Adjustments	FY2014 YE Adjustments	Cash Balances as of 04/30/2015	Time Investments	Adjusted Cash Balance as of 04/30/2015	FY2014-2015 For Current Account Period
TRUST and AGENCY														TRUST and AGENCY
F22 Criminal Justice	58,022.30	29,337.46		86,081.52		86,081.52					1,278.24		1,278.24	F22 Criminal Justice
F27 Waste Water	600.00	170.00	450.00			450.00					320.00		320.00	F27 Waste Water
F80 County Attorney Hot Check	13,048.61	3,132.69	4,562.75			4,562.75					11,618.55		11,618.55	F80 County Attorney Hot Check
F89 McDermott (PML)	142,309.74	24.80				0.00					142,334.54		142,334.54	F89 McDermott (PML)
F92 Breiten (PML)	213,813.31	37.27				0.00					213,850.58		213,850.58	F92 Breiten (PML)
F85 Justice Of Peace 1	38,636.26	19,600.61	22,262.87			22,262.87					35,974.00		35,974.00	F85 Justice Of Peace 1
F86 Justice Of Peace 2	30,481.94	24,438.56	29,981.75			29,981.75					24,938.75		24,938.75	F86 Justice Of Peace 2
F83 Appellate Judicial Resolution	621.28	396.68				0.00					1,017.96		1,017.96	F83 Appellate Judicial Resolution
F84 Alternative Dispute Resolution	442.91	918.28				0.00					1,361.19		1,361.19	F84 Alternative Dispute Resolution
F90 Unclaimed Monies	54,211.45					0.00					54,211.45		54,211.45	F90 Unclaimed Monies
F94 County Clerk Operating	45,500.54	40,396.18	44,555.58			44,555.58					41,341.14		41,341.14	F94 County Clerk Operating
F95 District Clerk Operating	82,579.86	18,189.96	55,512.03			55,512.03					45,257.79		45,257.79	F95 District Clerk Operating
F89 Light Up The Block	0.00					0.00					0.00		0.00	F89 Light Up The Block
Sub-Totals Trust and Agency	680,268.20	136,642.49	157,324.98	86,081.52	0.00	243,406.50	0.00	0.00	0.00	0.00	573,504.19	0.00	573,504.19	Sub-Totals Trust and Agency

TOTALS ALL FUNDS	21,915,869.23	821,662.58	2,217,463.08	343,094.09	313,302.04	2,873,859.21	0.00	0.00	0.00	0.00	19,863,672.60	5,050,000.00	14,813,672.60	TOTALS ALL FUNDS
-----------------------------	----------------------	-------------------	---------------------	-------------------	-------------------	---------------------	-------------	-------------	-------------	-------------	----------------------	---------------------	----------------------	-----------------------------



**Cash Balances by Category
As of April 30, 2015**

- 16,212,540.12 Maintenance & Operating
- 1,587,952.33 Special Revenue
- 75,733.11 Special Revenue ... Grants
- 984,284.54 Certificates of Obligation Bonds & General Obligation Bonds ... Operating
- 429,658.31 Certificates of Obligation Bonds & General Obligation Bonds ... Interest & Sinking
- 573,504.19 Trust and Agency
- 19,863,672.60

**FY2014-2015
GILLESPIE COUNTY, TEXAS
STATEMENT OF
Receipts, Disbursements, Electronic Funds Transfers, Payroll, Interfund Transfers, Adjustments, and Time Investments
of County Funds Managed by County Treasurer**

Fiscal Year to Date as of Period Ended April 30, 2015

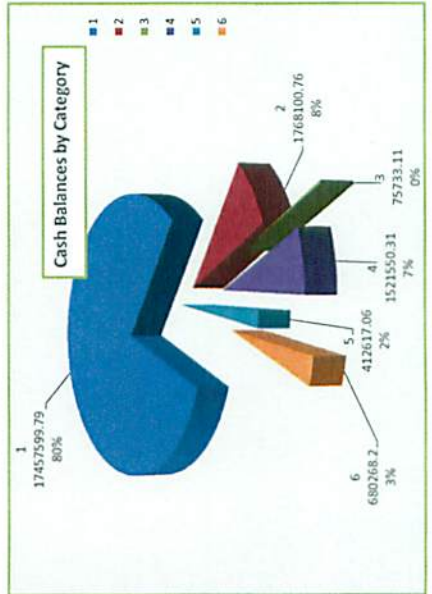
FY2014-2015 Fiscal Year to Date as of Period Ended	Cash Balance as of 09.30.2014	Receipts	Disbursements	Electronic Fund Transfers	Payroll	Total Disbursements	Interfund Allocations In	Interfund Allocations Out	FY2015 Adjustments	FY2014 YE Adjustments	Cash Balances as of 04.30.2015	Time Investments	Adjusted Cash Balance as of 04.30.2015	FY2014-2015 Fiscal Year to Date as of Period Ended
SPECIAL REVENUE ... GRANTS														
F11 Grants ... General - Energy Efficiency	0.00					0.00					0.00		0.00	F11 Grants ... General - Energy Efficiency
F11 Grants ... Law Enforcement, Emergency Services P25 Compliant Radio	75,248.14					0.00					75,248.14		75,248.14	F11 Grants ... Law Enforcement, Emergency Services P25 Compliant Radio
F54 PML ... Loan Star Grant	258.39					0.00					258.39		258.39	F54 PML ... Loan Star Grant
F54 PML ... PAC-HUG Grant	211.40					0.00					211.40		211.40	F54 PML ... PAC-HUG Grant
F71 Airport Capital Project Grant	15.18					0.00					15.18		15.18	F71 Airport Capital Project Grant
Sub-Totals Special Revenue .. Grants	75,733.11	0.00	0.00	0.00	0.00	0.00	0.00	0.00	0.00	0.00	75,733.11	0.00	75,733.11	Sub-Totals Special Revenue .. Grants
CERTIFICATES OF OBLIGATION BONDS and GENERAL OBLIGATION BONDS ... Operating Accounts														
F61 GOB Series 2013 ... Jail Project	5,249,856.00	21,154.26	4,286,725.72			4,286,725.72					984,284.54		984,284.54	F61 GOB Series 2013 ... Jail Project
Sub-Totals COB ... GOB Operating	5,249,856.00	21,154.26	4,286,725.72	0.00	0.00	4,286,725.72	0.00	0.00	0.00	0.00	984,284.54	0.00	984,284.54	Sub-Totals COB ... GOB Operating
CERTIFICATES OF OBLIGATION BONDS and GENERAL OBLIGATION BONDS ... Interest & Sinking Accounts														
F62 GOB Series 2013 ... Interest & Sinking	186,733.10	986,826.89	778,325.00			778,325.00					397,234.99		397,234.99	F62 GOB Series 2013 ... Interest & Sinking
F53 COB Series 2001 / GOB Refunding Series 2013 ... Interest & Sinking	30,914.07	167,679.25	750.00	165,420.00		166,170.00					32,423.32		32,423.32	F53 COB Series 2001 / GOB Refunding Series 2013 ... Interest & Sinking
Sub-Totals COB ... GOB I&S	217,647.17	1,156,506.14	750.00	943,745.00	0.00	944,495.00	0.00	0.00	0.00	0.00	429,658.31	0.00	429,658.31	Sub-Totals COB ... GOB I&S

**FY2014-2015
GILLESPIE COUNTY, TEXAS
STATEMENT OF
Receipts, Disbursements, Electronic Funds Transfers, Payroll, Interfund Transfers, Adjustments, and Time Investments
of County Funds Managed by County Treasurer**

Fiscal Year to Date as of Period Ended April 30, 2015

FY2014-2015 Fiscal Year to Date as of Period Ended	Cash Balance as of 09.30.2014	Receipts	Disbursements	Electronic Fund Transfers	Payroll	Total Disbursements	Interfund Allocations In	Interfund Allocations Out	FY2015 Adjustments	FY2014 YE Adjustments	Cash Balances as of 04.30.2015	Time Investments	Adjusted Cash Balance as of 04.30.2015	FY2014-2015 Fiscal Year to Date as of Period Ended
TRUST and AGENCY														TRUST and AGENCY
F22 Criminal Justice	56,439.35	178,136.28	619.72	232,677.67		233,297.39					1,278.24		1,278.24	F22 Criminal Justice
F27 Waste Water	610.00	1,000.00	1,290.00			1,290.00					320.00		320.00	F27 Waste Water
F80 County Attorney Hot Check	11,142.69	20,604.67	20,128.81			20,128.81					11,618.55		11,618.55	F80 County Attorney Hot Check
F89 McDermott (FML)	144,339.67	145.24	2,150.37			2,150.37					142,334.54		142,334.54	F89 McDermott (FML)
F92 Breiten (FML)	213,777.98	218.22	145.62			145.62					213,850.58		213,850.58	F92 Breiten (FML)
F85 Justice Of Peace 1	38,196.17	124,606.36	124,828.53			124,828.53					35,974.00		35,974.00	F85 Justice Of Peace 1
F86 Justice Of Peace 2	25,655.83	196,712.95	197,430.03			197,430.03					24,938.75		24,938.75	F86 Justice Of Peace 2
F83 Appellate Judicial	703.81	1,350.72	1,036.57			1,036.57					1,017.96		1,017.96	F83 Appellate Judicial
F84 Alternative Dispute Resolution	720.00	3,493.92	2,852.73			2,852.73					1,361.19		1,361.19	F84 Alternative Dispute Resolution
F90 Unclaimed Monies	55,949.27	43,947.02	1,737.82			1,737.82					54,211.45		54,211.45	F90 Unclaimed Monies
F94 County Clerk Operating	86,979.66	118,321.20	291,307.66			291,307.66					41,341.14		41,341.14	F94 County Clerk Operating
F95 District Clerk Operating	3.48		160,043.07			160,043.07					45,257.79		45,257.79	F95 District Clerk Operating
F99 Light Up The Block			3.48			3.48					0.00		0.00	F99 Light Up The Block
Sub-Totals Trust and Agency	676,464.93	933,291.34	803,574.41	232,677.67	0.00	1,036,252.08	0.00	0.00	0.00	0.00	573,504.19	0.00	573,504.19	Sub-Totals Trust and Agency

TOTALS ALL FUNDS	18,485,597.00	16,754,265.30	10,286,785.24	2,751,362.96	2,318,041.50	15,356,189.70	657,000.00	657,000.00	0.00	0.00	19,863,672.60	5,050,000.00	14,813,672.60	TOTALS ALL FUNDS
---------------------	---------------	---------------	---------------	--------------	--------------	---------------	------------	------------	------	------	---------------	--------------	---------------	---------------------



Cash Balances by Category As of April 30, 2015	
16,212,540.12	Maintenance & Operating
1,587,952.33	Special Revenue
75,733.11	Special Revenue ... Grants
984,284.54	Certificates of Obligation Bonds & General Obligation Bonds ... Operating
429,658.31	Certificates of Obligation Bonds & General Obligation Bonds ... Interest & Sinking
573,504.19	Trust and Agency
19,863,672.60	

FY2014-2015
GILLESPIE COUNTY, TEXAS
STATEMENT OF
Fund Cash/ Investment Balances of All County Funds Managed By County Treasurer

FUND DESCRIPTION ACTIVE FUNDS		FY2015	FY2014	FY2013	FY2012	FY2011	FY2010	FY2009	FY2008	FY2007	FY2006	FY2005
As of 04.30.2015						As Of Fiscal Year Ending Date						
GENERAL and ROAD & BRIDGE Maintenance & Operating												
F10	General Fund											
	All Departments	13,730,616.04	9,427,791.73	7,929,967.87	6,382,410.44	7,099,577.50	8,058,141.42	9,262,263.41	8,857,295.99	7,871,493.01	6,391,051.39	4,764,571.70
	Road & Bridge											
F15	County Wide	1,880,511.77	378,620.01	285,411.34	269,007.62	247,933.84	231,323.63	415,645.89	590,087.10	266,135.87	214,879.76	325,631.63
F16	Precinct No 1	130,431.73	241,992.22	241,285.37	245,176.66	314,264.01	419,950.01	310,192.73	159,578.97	288,106.85	214,159.86	146,948.45
F17	Precinct No 2	212,029.29	250,708.69	263,049.77	258,790.65	290,025.28	437,336.83	225,655.61	238,217.17	214,371.88	129,291.12	143,620.74
F18	Precinct No 3	83,784.53	143,588.42	266,091.82	255,513.57	302,798.14	356,974.50	189,553.20	94,153.92	261,697.98	131,482.78	89,710.29
F19	Precinct No 4	175,166.76	228,968.64	296,509.28	242,510.97	296,473.77	334,265.94	297,466.40	205,119.63	294,441.60	144,424.27	87,076.99
	Road & Bridge Sub-Totals	2,481,924.08	1,243,877.98	1,352,347.58	1,270,999.47	1,451,495.04	1,779,850.91	1,438,513.83	1,287,156.79	1,324,754.18	834,237.79	792,988.10
Sub-Totals												
General and Road & Bridge Maintenance & Operating		16,212,540.12	10,671,669.71	9,282,315.45	7,653,409.91	8,551,072.54	9,837,992.33	10,700,777.24	10,144,452.78	9,196,247.19	7,225,289.18	5,557,559.80

**FY2014-2015
GILLESPIE COUNTY, TEXAS
STATEMENT OF
Fund Cash/ Investment Balances of All County Funds Managed By County Treasurer**

FUND DESCRIPTION ACTIVE FUNDS		FY2015	FY2014	FY2013	FY2012	FY2011	FY2010	FY2009	FY2008	FY2007	FY2006	FY2005	
		As of 04.30.2015					As Of Fiscal Year Ending Date						
SPECIAL REVENUE													
F20	Law Library	9,799.44	13,480.79	22,378.86	28,338.91	39,192.23	43,400.98	41,852.55	42,419.59	40,079.68	36,066.66	31,284.42	
F21	Lateral Road Precinct Depts								31,328.62	18,897.94	0.00	12,377.05	
	Precinct No 1	6,633.18	0.00	0.00	0.00	0.00	0.00	0.00					
	Precinct No 2	6,633.18	0.00	0.00	0.00	0.00	0.00	0.00					
	Precinct No 3	6,633.18	0.00	0.00	0.00	0.00	0.00	0.00					
	Precinct No 4	6,633.18	0.00	0.00	0.00	0.00	0.00	0.00					
F24	Probate Training	28,343.03	26,340.90	23,622.04	19,141.40	16,237.87	12,211.95	9,105.91	5,897.08	3,645.71	3,765.83	3,195.83	
F25	Court Reporter Service	1,347.66	236.68	2,457.15	772.43	531.72	3,586.72	3,925.99	4,749.95	4,047.90	5,121.28	5,477.58	
F28	County Records Mgt	88,505.38	83,503.81	75,768.96	68,085.54	60,798.05	85,746.02	83,499.27	78,601.53	67,393.03	58,717.22	51,017.76	
F29	County Clerk Rcds Mgt	104,140.22	86,517.49	60,025.77	49,201.97	50,654.52	68,198.97	73,472.48	70,443.27	82,242.00	72,150.57	72,669.38	
F30	Sheriff Forfeiture	21,738.38	15,712.92	15,899.44	11,441.71	7,858.55	9,611.45	9,686.21	7,929.49	7,672.56	7,249.58	5,649.05	
F97	Sheriff Abandoned Vehicle	1,200.57	1,199.37	1,197.57	1,195.50	1,193.43	1,191.12	1,188.59					
F31	Justice Court Bldg Security	28,667.02	27,149.25	24,171.38	21,074.90	18,274.01	14,515.70	10,916.77	7,584.19	4,002.12	1,179.63		
F32	Courthouse Security	1,610.68	12,630.03	44,053.70	71,743.76	102,026.09	130,994.24	144,526.10	135,480.79	121,098.83	107,026.56	97,568.68	
F34	Distist Clerk Records Mgmnt	6,602.87	5,630.28	5,335.50	3,698.05	5,990.38	4,439.59	2,786.99	1,052.78	1,379.12	3,360.24	2,440.00	
F35	County & District Courts Technology	15,653.43	13,523.64	11,667.87	8,337.60	5,132.39	1,816.93						
F36	Occupacy Tax	359,065.57	447,100.78	390,614.91	338,673.95	308,813.75	320,237.64	317,065.36	247,888.90	119,121.10	0.00		
F37	Pretrial Intervention	123,025.71	123,025.71	122,525.71	114,790.71	66,662.71	28,926.64	13,800.00	7,300.00				
F51	Justice Court Technology	108,681.30	102,554.58	90,599.26	78,070.58	74,024.21	58,891.29	45,290.75	33,688.80	21,166.16	9,714.42	4,805.84	
F72	Airport Operating	642,591.66	598,769.47	573,788.08	89,165.48	23,728.30	11,341.82	73,880.94	31,324.65	16,738.96	39,251.50	24,529.76	
F78	LEOSE-Sheriff	5,116.28	2,058.58	0.00	1,126.08	4,026.08	2,976.21	7,014.12	5,446.60	4,467.33	3,818.12	2,074.71	
F79	LEOSE-Constable 1	8,038.15	7,379.00	6,728.73	6,728.73	6,748.73	6,086.06	5,498.36	4,837.67	4,167.79	3,560.06	2,890.67	
F82	LEOSE-Constable 2	5,984.48	6,105.88	5,455.61	5,455.61	5,455.61	5,537.84	5,421.92	4,761.23	4,091.35	3,785.87	3,116.48	
F81	Tax Assessor M V I	106.75	106.75	106.75	106.75	95.92	73.66	73.66	0.00	2,290.79	2,178.41	1,833.73	
F40	Sheriff Equitable Sharing	1,201.03	1,200.17										
	Sub-Totals												
	Special Revenue	1,587,952.33	1,574,226.08	1,476,397.29	917,149.66	797,444.55	809,784.83	849,005.97	720,735.14	522,502.37	356,945.95	320,930.94	

FY2014-2015
GILLESPIE COUNTY, TEXAS
STATEMENT OF
Fund Cash/ Investment Balances of All County Funds Managed By County Treasurer

FUND DESCRIPTION ACTIVE FUNDS	FY2015	FY2014	FY2013	FY2012	FY2011	FY2010	FY2009	FY2008	FY2007	FY2006	FY2005
----------------------------------	--------	--------	--------	--------	--------	--------	--------	--------	--------	--------	--------

As of 04.30.2015

As Of Fiscal Year Ending Date

SPECIAL REVENUE ... GRANTS												
F11	Grants ... General - Energy Efficiency	0.00	0.00	0.00	0.00	38.98						
F11	Grants ... Law Enforcement, Emergency Services P25 Compliant Radio	75,248.14	75,248.14	(78,346.14)	0.00							
F54	PML...Loan Star Grant	258.39	258.39	258.39	258.39	258.39	254.04	345.29	522.91	293.50	65.12	28.36
F54	PML...PAC-HUG Grant	211.40	211.40	211.40	211.40	211.40	211.40	211.06	209.40	6,634.72	6,307.45	
F71	Airport Capital Project Grant	15.18	15.18	11,795.25								
Sub-Totals												
Special Revenue ... Grants		75,733.11	75,733.11	(66,081.10)	469.79	508.77	465.44	556.35	732.31	6,928.22	6,372.57	28.36

CERTIFICATES OF OBLIGATION BONDS and GENERAL OBLIGATION BONDS Operating Accounts												
F61	GOB Series 2013 ... Jail Project	984,284.54	5,249,856.00	13,952,401.46								
Sub-Totals												
COB ... GOB Operating		984,284.54	5,249,856.00	13,952,401.46	0.00	0.00	0.00	0.00	0.00	0.00	0.00	0.00

CERTIFICATES OF OBLIGATION BONDS and GENERAL OBLIGATION BONDS Interest & Sinking Accounts												
F62	GOB Series 2013 ... Interest & Sinking	397,234.99	186,733.10	33,431.94								
F53	COB Series 2001 / GOB Refunding Series 2013 ... Interest & Sinking	32,423.32	30,914.07	37,851.74	30,199.42	28,061.84	2,624.28	8,069.04	82,110.37	95,558.09	31,073.48	23,260.33
Sub-Totals												
COB ... GOB I&S		429,658.31	217,647.17	71,283.68	30,199.42	28,061.84	2,624.28	8,069.04	82,110.37	95,558.09	31,073.48	23,260.33

**FY2014-2015
GILLESPIE COUNTY, TEXAS
STATEMENT OF
Fund Cash/ Investment Balances of All County Funds Managed By County Treasurer**

FUND DESCRIPTION ACTIVE FUNDS		FY2015	FY2014	FY2013	FY2012	FY2011	FY2010	FY2009	FY2008	FY2007	FY2006	FY2005
		As of 04.30.2015	As Of Fiscal Year Ending Date									
TRUST and AGENCY												
F22	Criminal Justice	1,278.24	56,439.35	62,059.07	51,843.04	61,241.11	72,063.98	65,435.27	86,647.15	71,204.17	56,514.01	47,492.20
F27	Waste Water	320.00	610.00	500.00	660.00	450.00	630.00	590.00	910.00	300.00	2,500.00	1,090.00
F80	Co Attorney Hot Check	11,618.55	11,142.69	17,676.23	21,388.16	14,191.24	6,555.71	23,288.36	13,177.74	8,791.79	9,641.14	9,240.53
F89	McDermott	142,334.54	144,339.67	145,002.86	144,748.09	155,460.28	157,606.59	157,267.26	155,991.94	150,937.08	143,185.65	138,423.71
F92	Breiten	213,850.58	213,777.98	232,518.32	242,104.78	263,175.02	295,903.52	295,266.14	292,871.78	283,381.35	374,330.42	416,034.73
F85	Justice Peace No 1	35,974.00	36,196.17	38,870.87	32,802.78	31,544.44	42,704.30	27,861.46	32,606.50	31,714.74	31,364.72	20,388.07
F86	Justice Peace No 2	24,938.75	25,655.83	23,579.31	23,495.92	25,400.31	30,650.37	26,998.27	29,161.96	34,657.77	22,634.54	22,782.46
F83	Appellate Judicial	1,017.96	703.81	1,315.45	1,354.03	1,180.92	1,181.94	1,075.75	1,547.53	1,154.53	1,161.47	819.50
F84	Alternative Dispute	1,361.19	720.00	1,796.86	1,493.98	2,087.71	1,840.22	1,664.85	1,697.66	2,052.55	2,024.68	6,530.00
F90	Unclaimed Monies	54,211.45	55,949.27	50,746.77	48,698.94	47,544.20	47,757.66	46,394.14	43,344.41	36,840.41	5,213.28	4,961.20
F94	County Clerk Operating	41,341.14	43,947.02	33,039.61	38,409.66	32,375.08	41,376.98					
F95	District Clerk Operating	45,257.79	86,979.66	41,113.16	41,651.53	48,532.38	47,975.16					
F99	Light Up The Block	0.00	3.48	3.48	3.48	3.48	3.48	73.05	90.54	47.76	0.00	0.00
Sub-Totals Trust & Agency		573,504.19	676,464.93	648,221.99	648,654.39	683,186.17	746,249.91	645,914.55	658,047.21	621,082.15	648,569.91	667,762.40
TOTALS ALL ACTIVE FUNDS		19,863,672.60	18,465,597.00	25,364,538.77	9,249,883.17	10,060,273.87	11,397,116.79	12,204,323.15	11,606,077.81	10,442,318.02	8,268,251.09	6,569,541.83
		FY2015 As of 04.30.2015	FY2014	FY2013	FY2012	FY2011	FY2010	FY2009	FY2008	FY2007	FY2006	FY2005
		As Of Fiscal Year Ending Date										

**FY2014-2015
GILLESPIE COUNTY, TEXAS
STATEMENT OF
Fund Cash/ Investment Balances of All County Funds Managed By County Treasurer**

FUND DESCRIPTION INACTIVE FUNDS	FY2015	FY2014	FY2013	FY2012	FY2011	FY2010	FY2009	FY2008	FY2007	FY2006	FY2005
------------------------------------	--------	--------	--------	--------	--------	--------	--------	--------	--------	--------	--------

As of 04.30.2015

As Of Fiscal Year Ending Date

INACTIVE FUNDS												
F87	Flora Eckert				0.00	0.00	2,633.35	4,511.42	6,484.28	6,274.17	5,951.99	5,682.06
F49	Homeland Security (2)					0.00	0.00	0.00	0.00	0.00	0.00	0.00
F50	Homeland Security					0.00	0.00	0.00	0.00	0.00	100.00	0.00
F88	Krikorian					0.00	0.00	28,000.00	26,700.71	25,835.51	25,117.93	24,942.10
F38	Intoxication/Drug Court					0.00	0.00	0.00	869.40			
F33	Graffiti Eradication					0.00	0.00	0.00	0.00	0.00	0.00	0.00
F52	COB Series 2001					0.00	0.00	0.00	0.00	0.00	0.00	0.00
F--	County Court Records Archive...							0.00	0.00	0.00	0.00	0.00
F55	TIF Grant											
F56	1997 TCHCA-Fbg											
F74	Airport Economic											
F60	Post Office Certificates											
F26	Historical Commission											
F57	Harper-1996TCDP											
F58	Stonewall Grant #2											
F59	Stonewall Grant #1											
F91	DWI Educational											
F73	Airport Master											
F14	Internal Inventory											
TOTALS ALL INACTIVE FUNDS		0.00	0.00	0.00	0.00	0.00	2,633.35	32,511.42	34,054.39	32,109.68	31,169.92	30,624.16

TOTALS ALL FUNDS	19,863,672.60	18,465,597.00	25,364,538.77	9,249,883.17	10,060,273.87	11,399,750.14	12,236,834.57	11,640,132.20	10,474,427.70	8,299,421.01	6,600,165.99
	FY2015	FY2014	FY2013	FY2012	FY2011	FY2010	FY2009	FY2008	FY2007	FY2006	FY2005
	As of 04.30.2015					As Of Fiscal Year Ending Date					

FY2014-2015
GILLESPIE COUNTY, TEXAS
STATEMENT OF
Maintenance & Operating Accounts

	FY2015	FY2014	FY2013	FY2012	FY2011	FY2010	FY2009	FY2008	FY2007	FY2006	FY2005	FY2004
	as of 04.30.2015	As Of Fiscal Year Ending Date										
Revenues Inclusive Interfund Allocations												
GENERAL and ROAD & BRIDGE Maintenance & Operating												
General M&O												
F10 General Fund	11,863,197.91	12,755,375.08	12,660,309.58	10,657,906.95	10,270,640.00	10,012,774.28	10,028,550.21	9,924,012.18	9,490,558.36	8,835,351.86	7,552,137.53	6,694,818.95
General Fund Over/(Under) Prior Period	(892,177.17)	95,065.50	2,002,402.63	387,266.95	257,865.72	(15,775.93)	104,538.03	433,453.82	655,206.50	1,283,214.33	857,318.58	
General Fund Cumulative Change for Periods Shown	5,168,378.96	6,060,556.13	5,985,490.63	3,963,088.00	3,575,821.05	3,317,955.33	3,333,731.26	3,229,193.23	2,795,739.41	2,140,532.91	857,318.58	
Road & Bridge M&O												
F15 County Wide	2,241,185.47	2,340,392.13	2,406,186.26	2,332,689.79	2,238,480.99	2,655,743.60	2,455,013.90	2,407,977.22	1,729,457.34	1,503,999.95	1,460,739.18	1,803,469.90
F16 Precinct No 1	166,156.13	562,311.15	535,823.96	495,287.80	435,659.70	744,672.18	777,666.49	466,454.42	389,503.85	464,726.41	353,441.58	363,007.70
F17 Precinct No 2	126,229.77	470,090.32	458,483.76	393,971.07	360,599.55	696,129.62	488,100.77	437,920.95	414,722.93	340,778.11	382,243.78	249,193.16
F18 Precinct No 3	212,065.34	653,606.04	774,237.93	893,200.46	815,249.25	827,083.23	773,976.99	580,570.58	415,908.20	451,128.21	381,907.46	446,687.99
F19 Precinct No 4	<u>153,536.63</u>	<u>444,169.11</u>	<u>503,497.57</u>	<u>395,510.13</u>	<u>490,546.26</u>	<u>554,193.35</u>	<u>558,733.58</u>	<u>486,036.38</u>	<u>388,009.34</u>	<u>303,825.82</u>	<u>350,971.44</u>	<u>248,722.06</u>
Sub-Total R&B	2,899,173.34	4,470,568.75	4,678,229.48	4,510,659.25	4,340,535.75	5,477,821.98	5,053,491.73	4,378,959.55	3,337,601.66	3,064,458.50	2,929,303.44	3,111,080.81
Road & Bridge Over/(Under) Prior Period	(1,571,395.41)	(207,660.73)	167,570.23	170,123.50	(1,137,286.23)	424,330.25	674,532.18	1,041,357.89	273,143.16	135,155.06	(181,777.37)	
Road & Bridge Cumulative Change for Periods Shown	(211,907.47)	1,359,487.94	1,567,148.67	1,399,578.44	1,229,454.94	2,366,741.17	1,942,410.92	1,267,878.74	226,520.85	(46,622.31)	(181,777.37)	
Overall Totals												
General / Road & Bridge M&O	14,762,371.25	17,225,943.83	17,338,539.06	15,168,566.20	14,611,175.75	15,490,596.26	15,082,041.94	14,302,971.73	12,828,160.02	11,899,810.36	10,481,440.97	9,805,899.76
Overall Over/(Under) Prior Period	(2,463,572.58)	(112,595.23)	2,169,972.86	557,390.45	(679,420.51)	408,554.32	779,070.21	1,474,811.71	928,349.66	1,418,369.39	675,541.21	
Overall Cumulative Change for Periods Shown	4,956,471.49	7,420,044.07	7,532,639.30	5,362,666.44	4,805,275.99	5,684,696.50	5,276,142.18	4,497,071.97	3,022,260.26	2,093,910.60	675,541.21	

FY2014-2015
GILLESPIE COUNTY, TEXAS
STATEMENT OF
Maintenance & Operating Accounts

	FY2015 as of 04.30.2015	FY2014	FY2013	FY2012	FY2011	FY2010	FY2009	FY2008	FY2007	FY2006	FY2005	FY2004
	As Of Fiscal Year Ending Date											
GENERAL and ROAD & BRIDGE Maintenance & Operating	Expenditures Inclusive Interfund Allocations and Adjustments											
General M&O												
F10 General Fund	7,560,373.60	11,257,551.22	11,112,752.15	11,375,074.01	11,229,203.92	11,216,896.27	9,623,582.79	8,938,209.20	8,010,116.74	7,208,872.17	7,187,414.03	6,314,580.06
General Fund Over/(Under) Prior Period	(3,697,177.62)	144,799.07	(262,321.86)	145,870.09	12,307.65	1,593,313.48	685,373.59	928,092.46	801,244.57	21,458.14	872,833.97	
General Fund Cumulative Change for Periods Shown	1,245,793.54	4,942,971.16	4,798,172.09	5,060,493.95	4,914,623.86	4,902,316.21	3,309,002.73	2,623,629.14	1,695,536.68	894,292.11	872,833.97	
Road & Bridge M&O												
F15 County Wide	739,293.71	2,247,183.46	2,389,782.54	2,311,616.01	2,221,870.78	2,840,065.86	2,629,455.11	2,084,025.99	1,678,201.23	1,614,751.82	1,644,613.21	1,436,802.68
F16 Precinct No 1	277,716.62	561,604.30	539,715.25	564,375.15	541,345.70	634,914.90	627,052.73	594,982.30	315,556.86	397,515.00	365,672.92	340,012.45
F17 Precinct No 2	164,909.17	482,431.40	454,224.64	425,205.70	507,911.10	484,448.40	500,662.33	414,075.66	329,642.17	355,107.73	325,596.47	313,286.90
F18 Precinct No 3	271,869.23	776,109.44	763,659.68	940,485.03	869,425.61	659,661.93	678,577.71	748,114.64	285,693.00	409,355.72	362,931.51	504,242.39
F19 Precinct No 4	<u>207,338.51</u>	<u>511,709.75</u>	<u>449,499.26</u>	<u>449,472.93</u>	<u>528,338.43</u>	<u>517,393.81</u>	<u>466,386.81</u>	<u>575,358.35</u>	<u>237,992.01</u>	<u>246,478.54</u>	<u>297,748.19</u>	<u>298,140.85</u>
Sub-Total R&B	1,661,127.24	4,579,038.35	4,596,881.37	4,691,154.82	4,668,891.62	5,136,484.90	4,902,134.69	4,416,556.94	2,847,085.27	3,023,208.81	2,996,562.30	2,892,485.27
Road & Bridge Over/(Under) Prior Period	(2,917,911.11)	(17,843.02)	(94,273.45)	22,263.20	(467,593.28)	234,350.21	485,577.75	1,569,471.67	(176,123.54)	26,646.51	104,077.03	
Road & Bridge Cumulative Change for Periods Shown	(1,231,358.03)	1,686,553.08	1,704,396.10	1,798,669.55	1,776,406.35	2,243,999.63	2,009,649.42	1,524,071.67	(45,400.00)	130,723.54	104,077.03	
Overall Totals												
General / Road & Bridge M&O	9,221,500.84	15,836,589.57	15,709,633.52	16,066,228.83	15,898,095.54	16,353,381.17	14,525,717.48	13,354,766.14	10,857,202.01	10,232,080.98	10,183,976.33	9,207,065.33
Overall Over/(Under) Prior Period	(6,615,088.73)	126,956.05	(356,595.31)	168,133.29	(455,285.63)	1,827,663.69	1,170,951.34	2,497,564.13	625,121.03	48,104.65	976,911.00	
Overall Cumulative Change for Periods Shown	14,435.51	6,629,524.24	6,502,568.19	6,859,163.50	6,691,030.21	7,146,315.84	5,318,652.15	4,147,700.81	1,650,136.68	1,025,015.65	976,911.00	

FY2014-2015
GILLESPIE COUNTY, TEXAS
STATEMENT OF
Maintenance & Operating Accounts

	FY2015 as of 04.30.2015	FY2014	FY2013	FY2012	FY2011	FY2010	FY2009	FY2008	FY2007	FY2006	FY2005	FY2004
	As Of Fiscal Year Ending Date											
GENERAL and ROAD & BRIDGE Maintenance & Operating	Net Change for Periods Shown Revenues Less Expenditures Inclusive Interfund Allocations and Adjustments											
General M&O												
F10 General Fund	4,302,824.31	1,497,823.86	1,547,557.43	(717,167.06)	(958,563.92)	(1,204,121.99)	404,967.42	985,802.98	1,480,441.62	1,626,479.69	364,723.50	380,238.89
General Fund Over/(Under) Prior Period	2,805,000.45	(49,733.57)	2,264,724.49	241,396.86	245,558.07	(1,609,089.41)	(580,835.56)	(494,638.64)	(146,038.07)	1,261,756.19	(15,515.39)	
General Fund Cumulative Change for Periods Shown	3,922,585.42	1,117,584.97	1,167,318.54	(1,097,405.95)	(1,338,802.81)	(1,584,360.88)	24,728.53	605,564.09	1,100,202.73	1,246,240.80	(15,515.39)	
Road & Bridge M&O												
F15 County Wide	1,501,891.76	93,208.67	16,403.72	21,073.78	16,610.21	(184,322.26)	(174,441.21)	323,951.23	51,256.11	(110,751.87)	(183,874.03)	366,667.22
F16 Precinct No 1	(111,560.49)	706.85	(3,891.29)	(69,087.35)	(105,686.00)	109,757.28	150,613.76	(128,527.88)	73,946.99	67,211.41	(12,231.34)	22,995.25
F17 Precinct No 2	(38,679.40)	(12,341.08)	4,259.12	(31,234.63)	(147,311.55)	211,681.22	(12,561.56)	23,845.29	85,080.76	(14,329.62)	56,647.31	(64,093.74)
F18 Precinct No 3	(59,803.89)	(122,503.40)	10,578.25	(47,284.57)	(54,176.36)	167,421.30	95,399.28	(167,544.06)	130,215.20	41,772.49	18,975.95	(57,554.40)
F19 Precinct No 4	(53,801.88)	(67,540.64)	53,998.31	(53,962.80)	(37,792.17)	36,799.54	92,346.77	(89,321.97)	150,017.33	57,347.28	53,223.25	(49,418.79)
Sub-Total R&B	1,238,046.10	(108,469.60)	81,348.11	(180,495.57)	(328,355.87)	341,337.08	151,357.04	(37,597.39)	490,516.39	41,249.69	(67,258.86)	218,595.54
Road & Bridge Over/(Under) Prior Period	1,346,515.70	(189,817.71)	261,843.68	147,860.30	(669,692.95)	189,980.04	188,954.43	(528,113.78)	449,266.70	108,508.55	(285,854.40)	
Road & Bridge Cumulative Change for Periods Shown	1,019,450.56	(327,065.14)	(137,247.43)	(399,091.11)	(546,951.41)	122,741.54	(67,238.50)	(256,192.93)	271,920.85	(177,345.85)	(285,854.40)	
Overall Totals												
General / Road & Bridge M&O	5,540,870.41	1,389,354.26	1,628,905.54	(897,662.63)	(1,286,919.79)	(862,784.91)	556,324.46	948,205.59	1,970,958.01	1,667,729.38	297,464.64	598,834.43
Overall Over/(Under) Prior Period	4,151,516.15	(239,551.28)	2,526,568.17	389,257.16	(424,134.88)	(1,419,109.37)	(391,881.13)	(1,022,752.42)	303,228.63	1,370,264.74	(301,369.79)	
Overall Cumulative Change for Periods Shown	4,942,035.98	790,519.83	1,030,071.11	(1,496,497.06)	(1,885,754.22)	(1,461,619.34)	(42,509.97)	349,371.16	1,372,123.58	1,068,894.95	(301,369.79)	

FY2014-2015
GILLESPIE COUNTY, TEXAS
STATEMENT OF
Maintenance & Operating Accounts

	FY2015 as of 04.30.2015	FY2014	FY2013	FY2012	FY2011	FY2010	FY2009	FY2008	FY2007	FY2006	FY2005	FY2004
	As Of Fiscal Year Ending Date											
GENERAL and ROAD & BRIDGE Maintenance & Operating												
Cash Balances												
General M&O												
F10 General Fund	13,730,616.04	9,427,791.73	7,929,967.87	6,382,410.44	7,099,577.50	8,058,141.42	9,262,263.41	8,857,295.99	7,871,493.01	6,391,051.39	4,764,571.70	4,399,848.20
General Fund Over/(Under) Prior Period	4,302,824.31	1,497,823.86	1,547,557.43	(717,167.06)	(958,563.92)	(1,204,121.99)	404,967.42	985,802.98	1,480,441.62	1,626,479.69	364,723.50	
General Fund Cumulative Change for Periods Shown	9,330,767.84	5,027,943.53	3,530,119.67	1,982,562.24	2,699,729.30	3,658,293.22	4,862,415.21	4,457,447.79	3,471,844.81	1,991,203.19	364,723.50	
Road & Bridge M&O												
F15 County Wide	1,880,511.77	378,620.01	285,411.34	269,007.62	247,933.84	231,323.63	415,645.89	590,087.10	266,135.87	214,879.76	325,631.63	509,505.66
F16 Precinct No 1	130,431.73	241,992.22	241,285.37	245,176.66	314,264.01	419,950.01	310,192.73	159,578.97	288,106.85	214,159.86	146,948.45	159,179.79
F17 Precinct No 2	212,029.29	250,708.69	263,049.77	258,790.65	290,025.28	437,336.83	225,655.61	238,217.17	214,371.88	129,291.12	143,620.74	86,973.43
F18 Precinct No 3	83,784.53	143,588.42	266,091.82	255,513.57	302,798.14	356,974.50	189,553.20	94,153.92	261,697.98	131,482.78	89,710.29	70,734.34
F19 Precinct No 4	<u>175,166.76</u>	<u>228,968.64</u>	<u>296,509.28</u>	<u>242,510.97</u>	<u>296,473.77</u>	<u>334,265.94</u>	<u>297,466.40</u>	<u>205,119.63</u>	<u>294,441.60</u>	<u>144,424.27</u>	<u>87,076.99</u>	<u>33,853.74</u>
Sub-Total R&B	2,481,924.08	1,243,877.98	1,352,347.58	1,270,999.47	1,451,495.04	1,779,850.91	1,438,513.83	1,287,156.79	1,324,754.18	834,237.79	792,988.10	860,246.96
Road & Bridge Over/(Under) Prior Period	1,238,046.10	(108,469.60)	81,348.11	(180,495.57)	(328,355.87)	341,337.08	151,357.04	(37,597.39)	490,516.39	41,249.69	(67,258.86)	
Road & Bridge Cumulative Change for Periods Shown	1,621,677.12	383,631.02	492,100.62	410,752.51	591,248.08	919,603.95	578,266.87	426,909.83	464,507.22	(26,009.17)	(67,258.86)	
Overall Totals												
General / Road & Bridge M&O	16,212,540.12	10,671,669.71	9,282,315.45	7,653,409.91	8,551,072.54	9,837,992.33	10,700,777.24	10,144,452.78	9,196,247.19	7,225,289.18	5,557,559.80	5,260,095.16
Overall Over/(Under) Prior Period	5,540,870.41	1,389,354.26	1,628,905.54	(897,662.63)	(1,286,919.79)	(862,784.91)	556,324.46	948,205.59	1,970,958.01	1,667,729.38	297,464.64	
Overall Cumulative Change for Periods Shown	10,952,444.96	5,411,574.55	4,022,220.29	2,393,314.75	3,290,977.38	4,577,897.17	5,440,682.08	4,884,357.62	3,936,152.03	1,965,194.02	297,464.64	

**FY2014-2015
GILLESPIE COUNTY, TEXAS
STATEMENT OF
Fund Cash/Investment Balances of County Funds
Managed by County Treasurer**

FY2000	FY1999	FY1998	FY1997	FY1996	FY1995	FY1994	FY1993	FY1992	FY1991	F1990	FY1989	FY1988	FY1987	FY1986	FY1985	Monthly Average All Years	Reporting Period for Maintenance & Operating, COB/GOB Operating & I&S, Special Revenue, Grants, Trust and Agency
4,138,349.94	2,869,048.51	2,322,043.99	1,853,442.32	1,554,442.37	1,968,633.68	1,677,992.97	1,738,021.70	1,766,907.01	1,656,979.55	1,479,994.82	1,489,873.32	773,740.58	785,053.51	551,992.07	792,093.37	5,569,297.39	October
3,944,234.24	2,806,697.13	2,287,658.80	1,738,403.49	1,588,939.20	2,054,228.71	1,872,272.98	1,664,926.42	1,867,311.17	1,738,597.34	1,603,024.84	1,422,802.33	793,137.76	666,242.80	494,761.58	623,030.66	5,494,174.19	November
4,285,123.56	3,467,225.42	2,370,460.19	2,015,412.36	1,553,702.23	2,102,455.14	2,004,156.61	1,927,643.72	2,009,086.57	2,071,100.64	1,749,440.24	1,522,220.64	794,004.97	638,401.65	515,396.75	592,516.53	6,076,313.15	December
5,211,901.34	4,747,606.42	3,294,281.32	2,843,260.54	2,472,762.49	2,546,555.58	2,422,956.29	2,234,617.11	2,447,087.69	2,241,349.45	2,187,618.39	1,886,694.05	1,176,726.03	895,393.31	987,264.23	911,641.21	7,413,134.11	January
5,911,367.71	5,322,878.29	3,993,869.93	3,407,005.87	2,960,651.56	2,960,114.57	2,786,604.82	2,577,390.38	2,873,613.36	2,643,751.97	2,515,707.05	2,279,290.31	1,697,770.08	1,530,430.47	1,707,926.04	1,288,936.99	8,112,670.95	February
5,804,576.79	5,276,473.40	3,867,713.74	3,383,796.71	2,916,434.18	2,701,020.25	2,817,055.25	2,446,335.40	2,811,958.62	2,589,532.80	2,424,636.02	2,300,423.71	1,879,466.93	1,572,385.72	1,654,964.77	1,261,996.19	7,916,720.81	March
5,611,303.40	5,147,026.03	3,856,248.10	3,370,510.51	2,844,956.24	2,603,667.16	2,814,731.50	2,446,965.20	2,846,044.26	2,647,946.48	2,446,382.46	2,354,485.13	1,884,438.19	1,647,314.57	1,771,308.72	1,360,124.93	7,685,581.73	April
5,597,496.54	5,145,729.29	3,729,564.69	3,275,787.89	2,651,158.09	2,420,785.62	2,795,038.54	2,614,500.86	2,664,830.17	2,595,986.23	2,402,307.66	2,282,817.61	1,897,795.66	1,472,593.18	1,691,409.95	1,210,356.42	7,024,737.11	May
5,229,130.33	4,896,201.25	3,531,314.01	2,987,283.92	2,535,222.99	2,084,641.35	2,586,555.11	2,371,095.71	2,474,786.80	2,436,392.72	2,319,796.07	2,217,931.41	1,815,598.58	1,439,656.15	1,651,635.17	1,129,347.73	7,145,256.92	June
5,019,100.05	4,695,468.93	3,445,413.11	2,962,321.73	2,375,375.37	2,030,459.33	2,324,665.35	2,086,490.66	2,166,748.69	2,373,369.73	2,247,875.53	2,067,556.08	1,770,363.23	1,314,952.63	1,548,746.47	998,709.28	6,774,716.61	July
4,875,181.07	4,508,722.39	3,369,995.56	2,786,747.61	2,218,481.28	1,819,617.83	2,263,605.13	2,029,973.96	2,078,961.54	2,158,156.49	1,995,691.66	1,950,450.56	1,733,930.99	1,181,205.11	1,466,150.68	824,648.71	6,378,509.89	August
4,575,232.89	4,394,094.37	3,208,449.92	2,590,681.06	2,098,133.77	1,584,937.70	2,069,733.13	1,872,419.95	1,917,213.24	2,014,947.50	1,766,243.49	1,643,269.78	1,541,576.26	770,951.77	839,823.87	671,522.07	5,956,917.19	September
5,016,916.49	4,439,764.29	3,273,083.61	2,767,887.83	2,314,188.31	2,239,759.74	2,369,613.97	2,167,531.76	2,327,045.76	2,264,009.24	2,094,893.19	1,951,484.58	1,479,879.11	1,159,548.41	1,240,115.03	972,077.01		
181,138.52	1,185,644.45	617,768.86	492,547.29	513,196.07	(484,795.43)	197,313.18	(44,793.29)	(97,734.26)	248,704.01	122,973.71	101,693.52	770,624.49	(68,872.10)	168,301.80			

NOTE: Rollback election held April 05, 1986 - rollback passed

GILLESPIE COUNTY, TEXAS
COUNTY SALES TAX ALLOCATION SUMMARY
March 1988 through FY2015

Period Tax Received Allocation Period Covered	FY1988	FY1989	FY1990	FY1991	FY1992	FY1993	FY1994	FY1995	FY1996	FY1997	FY1998	FY1999	FY2000	FY2001	FY2002	FY2003	FY2004	FY2005
October	22,614.86	26,581.55	33,537.36	36,992.75	41,801.10	49,891.91	62,743.15	58,456.86	52,039.59	54,937.86	50,951.69	65,241.66	66,865.34	75,743.16	81,976.96	77,476.63	82,681.54	
September and 3rd Quarter	43,215.06	44,231.67	43,279.83	50,014.92	55,881.19	64,445.89	64,104.87	61,441.85	62,637.05	66,939.70	74,731.00	69,172.12	66,097.63	68,692.77	67,008.90	94,471.11	103,544.31	
December	24,372.61	27,072.59	27,183.79	32,865.97	49,151.47	40,769.97	46,349.36	48,676.22	60,611.06	60,993.07	70,326.26	65,955.47	70,180.00	82,667.48	77,782.13	84,302.14	87,745.88	
January	23,143.13	28,570.51	34,886.95	33,040.99	47,672.78	61,026.80	58,115.99	55,693.53	56,392.42	60,489.63	58,712.49	79,145.12	77,326.63	85,504.02	80,566.74	80,680.57	92,483.12	
February	55,088.79	55,801.40	56,692.45	64,014.68	85,296.64	60,415.96	79,879.42	75,116.79	82,205.56	94,754.60	105,116.50	99,795.36	104,689.49	112,735.48	104,087.24	115,871.28	121,222.18	
March	10,048.12	19,376.35	22,642.31	27,766.80	42,841.80	37,823.28	44,989.12	55,964.23	49,941.44	54,150.75	58,367.91	72,738.72	61,652.97	77,471.73	65,204.25	71,764.27	85,739.86	
April	13,766.26	18,223.31	22,431.61	26,567.66	42,007.16	49,658.42	50,129.00	45,435.42	53,515.01	59,449.70	66,064.12	69,317.65	72,330.32	82,331.14	70,741.63	65,184.79	85,184.79	
May	37,630.57	41,151.11	44,480.87	46,655.96	31,203.05	66,318.77	57,489.64	64,876.69	62,424.84	71,468.21	69,091.17	91,409.71	93,043.82	94,505.94	93,443.25	102,949.16	112,599.80	
June	24,530.57	24,076.76	27,059.33	31,503.80	41,913.33	48,605.56	44,647.36	48,588.21	58,749.69	61,687.08	77,574.05	72,275.15	70,155.54	79,441.16	82,403.56	87,764.45	89,329.15	105,312.44
July	20,139.41	24,953.23	27,959.52	34,719.01	43,922.13	49,464.53	48,368.42	50,605.85	54,962.82	57,082.55	64,608.17	59,958.51	76,576.31	87,695.36	89,767.62	86,277.93	94,818.82	
August	46,170.12	46,397.69	50,886.17	50,886.60	58,425.43	73,116.76	67,507.13	66,689.81	59,548.35	72,612.17	84,456.60	88,754.28	91,921.77	118,409.57	90,668.86	95,008.16	113,562.54	120,028.46
September	24,924.06	28,456.24	28,987.84	33,905.34	56,740.88	52,232.41	46,155.60	61,535.69	71,272.01	70,867.09	72,654.10	69,870.60	74,040.54	81,351.52	82,708.52	84,660.29	88,582.39	100,874.13
June and 2nd Quarter	46,170.12	46,397.69	50,886.17	50,886.60	58,425.43	73,116.76	67,507.13	66,689.81	59,548.35	72,612.17	84,456.60	88,754.28	91,921.77	118,409.57	90,668.86	95,008.16	113,562.54	120,028.46
July	20,139.41	24,953.23	27,959.52	34,719.01	43,922.13	49,464.53	48,368.42	50,605.85	54,962.82	57,082.55	64,608.17	59,958.51	76,576.31	87,695.36	89,767.62	86,277.93	94,818.82	
August	46,170.12	46,397.69	50,886.17	50,886.60	58,425.43	73,116.76	67,507.13	66,689.81	59,548.35	72,612.17	84,456.60	88,754.28	91,921.77	118,409.57	90,668.86	95,008.16	113,562.54	120,028.46
September	24,924.06	28,456.24	28,987.84	33,905.34	56,740.88	52,232.41	46,155.60	61,535.69	71,272.01	70,867.09	72,654.10	69,870.60	74,040.54	81,351.52	82,708.52	84,660.29	88,582.39	100,874.13
Total Per Year	177,209.11	371,068.14	406,705.37	447,587.81	531,788.15	654,863.55	679,601.61	714,336.98	713,466.19	742,999.64	814,374.71	870,123.86	947,268.24	995,071.14	1,045,200.46	1,072,404.53	1,172,245.33	
Total All Years	177,209.11	548,278.25	954,883.62	1,402,571.43	1,934,359.58	2,589,223.13	3,208,824.94	3,983,161.92	4,698,628.11	5,439,627.75	6,254,002.46	7,124,126.32	8,071,394.56	9,087,465.70	10,112,666.16	11,118,759.60	12,191,164.13	13,363,409.46
\$ Inc / (Dec) Over Prior Year	193,660.03	35,636.23	40,882.44	84,200.34	123,075.40	24,739.26	34,735.17	(670.79)	29,533.45	71,375.07	55,749.15	77,144.38	48,802.90	49,129.32	(39,107.02)	66,311.09	99,840.80	
% Inc / -Dec Over Prior Year	109.40%	9.60%	10.05%	18.81%	23.14%	3.78%	5.11%	-0.12%	4.14%	9.61%	8.85%	8.87%	5.15%	4.93%	-3.74%	6.59%	9.31%	
Calendar Year	0.00	267,411.64	378,752.42	412,820.54	463,560.47	558,648.27	669,137.56	711,691.42	690,744.53	719,148.96	750,562.57	827,513.03	694,464.16	950,041.96	1,020,031.58	1,044,865.04	1,015,577.33	1,090,124.38
\$ Inc / (Dec) Over Prior Year	267,411.64	111,340.78	34,008.12	50,739.93	95,087.80	110,489.29	42,553.66	(20,946.89)	28,404.43	31,433.81	76,930.46	66,871.13	55,557.80	69,969.62	24,833.46	(28,287.71)	74,547.05	
CY1987	CY1988	CY1989	CY1990	CY1991	CY1992	CY1993	CY1994	CY1995	CY1996	CY1997	CY1998	CY1999	CY2000	CY2001	CY2002	CY2003	CY2004	

GILLESPIE COUNTY, TEXAS
COUNTY SALES TAX ALLOCATION SUMMARY

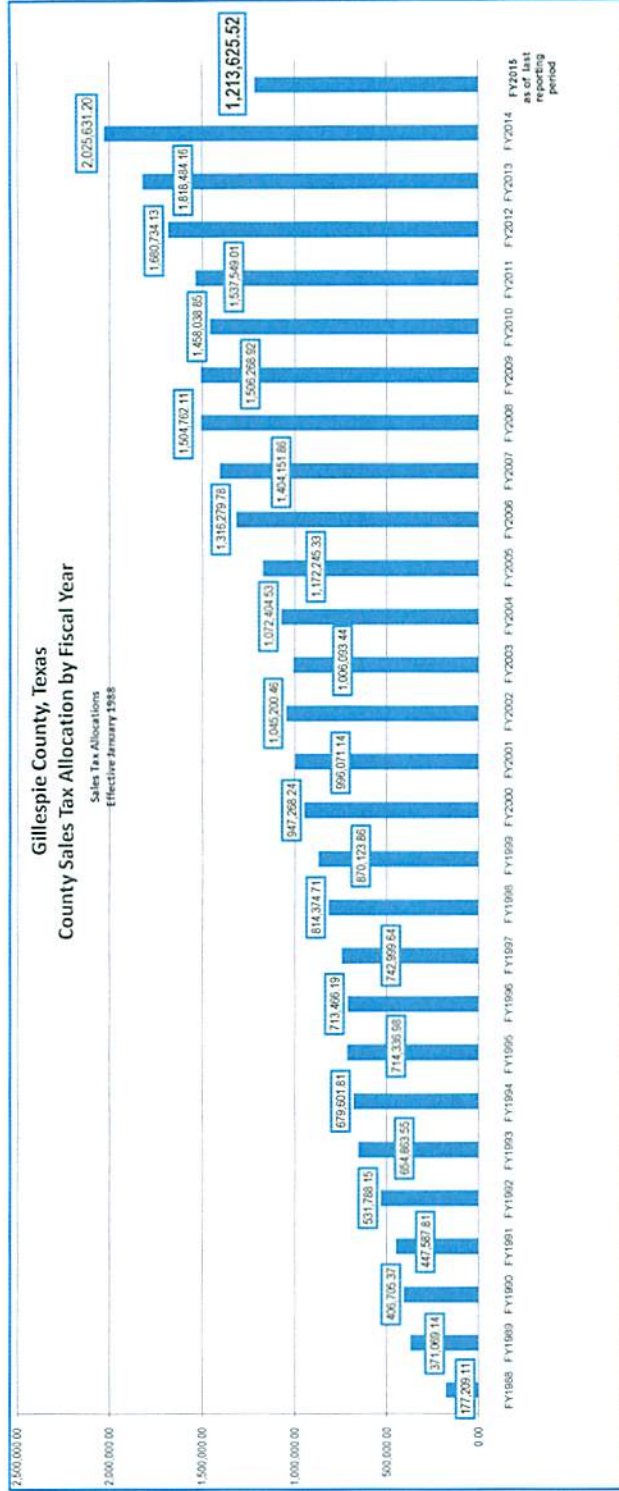
March 1988 through FY2015

FY2006	FY2007	FY2008	FY2009	FY2010	FY2011	FY2012	FY2013	FY2014	FY2015	Tax Collection Period Covered	Period Tax Allocation Received	Overall Average Per Month	FY2014 Over / (Under) Same Period FY2013
95,196.66	106,167.81	115,258.59	118,217.21	102,116.77	112,243.67	125,892.57	141,081.58	146,138.99	157,617.68	August	October	60,759.17	11,478.69
110,693.24	122,702.26	130,133.07	134,938.43	123,352.45	139,031.32	131,441.01	134,815.56	165,928.20	164,365.11	September and 3rd Quarter	November	94,017.80	16,436.91
100,877.05	108,040.22	118,582.83	120,353.66	121,763.89	122,844.30	127,081.99	144,595.63	158,611.46	165,647.66	October	December	84,852.01	27,038.20
107,556.62	116,856.59	121,835.04	124,899.65	114,005.56	129,099.90	135,485.95	159,053.01	159,082.75	173,843.05	November	January	87,133.02	14,760.30
137,746.11	151,528.51	158,719.04	156,720.77	152,630.66	164,529.87	171,080.19	193,126.02	202,308.32	223,742.03	December, 4th Quarter, Yearly	February	116,914.66	21,433.71
89,543.91	88,396.24	99,481.19	96,684.79	90,364.94	97,024.16	107,810.63	120,617.71	136,428.71	141,523.60	January	March	69,069.53	5,094.89
87,212.18	92,872.45	104,111.05	99,616.55	93,204.34	97,537.54	118,975.95	134,238.14	146,896.07	146,896.39	February	April	72,199.31	98,322.02
125,621.99	132,335.88	133,405.05	141,709.49	148,772.69	153,252.45	177,882.27	187,322.27	195,085.16		March and 1st Quarter	May	98,984.13	
109,484.20	113,117.58	133,410.60	129,041.03	127,695.46	128,743.30	144,999.57	152,170.48	189,564.70		April	June	85,745.34	
112,089.28	119,846.83	122,189.26	117,201.98	116,809.95	125,153.69	140,436.50	154,274.37	165,319.97		May	July	82,513.32	
130,749.36	138,119.40	142,769.87	136,001.87	141,809.04	153,274.75	160,837.64	148,661.30	187,789.04		June and 2nd Quarter	August	101,672.47	
108,739.98	116,168.09	124,848.42	129,883.49	125,112.80	117,914.04	138,870.51	151,120.09	172,568.83		July	September	85,713.18	
1,316,279.78	1,404,151.86	1,504,762.11	1,506,268.92	1,458,038.85	1,537,549.01	1,680,764.13	1,818,484.16	2,025,631.20	1,213,625.52	Total Per Year	Total All Years	Average Per Year	Over / (Under) Last Year
14,679,689.24	16,683,641.10	17,588,603.21	19,094,872.13	20,552,910.98	22,090,459.99	23,771,224.12	25,589,708.28	27,615,339.48	28,828,965.00	Total All Years		1,022,790.35	(612,005.66)
144,034.45	87,072.08	100,610.25	1,506.81	(48,230.07)	79,510.16	143,215.12	137,720.03	207,147.04	(812,005.66)	\$ Inc / (Dec) Over Prior Year		Annual Average \$ Inc / (Dec)	
12.28%	6.66%	7.17%	0.10%	-3.20%	5.45%	9.31%	8.19%	11.39%	-40.09%	% Inc / Dec Over Prior Year		38,385.79	
CY2005	CY2006	CY2007	CY2008	CY2009	CY2010	CY2011	CY2012	CY2013	CY2014				
1,205,410.75	1,344,052.92	1,433,216.16	1,514,296.84	1,479,992.71	1,485,825.03	1,546,945.29	1,717,241.33	1,868,270.04	2,052,583.00				
115,266.37	138,642.17	89,103.24	81,080.68	(34,304.13)	5,832.32	61,120.26	170,296.04	151,028.71	214,312.66				
										\$ Inc / (Dec) Over Prior Calendar Year			

NOTATION: Sales tax allocation was reduced by an audit adjustment of 325,072.31 related to a computer audit showing a 2012 refund from the City of Fredericksburg that was incorrectly reported. The audit had a large impact upon the sales tax revenue - without audit adjustment the County would have been 16,168,098.11 for FY2012.

GILLESPIE COUNTY, TEXAS
COUNTY SALES TAX ALLOCATION SUMMARY

March 1988 through FY2015



**GILLESPIE COUNTY, TEXAS
REPAYMENT OF ERRONEOUS RECEIPT OF SALES AND USE TAX**

January 1997 Through October 2016

	Year 1 1997	Year 2 1998	Year 3 1999	Year 4 2000	Year 5 2001	Year 6 2002	Year 7 2003	Year 8 2004	Year 9 2005	Year 10 2006	Year 11 2007	Year 12 2008	Year 13 2009	Year 14 2010	Year 15 2011	Year 16 2012	Year 17 2013	Year 18 2014	Year 19 2015	Year 20 2016	
Actual Balance At Year Start	201,276.54	180,683.06	180,089.58	169,496.10	158,902.62	148,309.14	137,715.66	127,122.18	116,528.70	105,935.22	95,341.74	84,748.26	74,154.78	63,561.30	52,967.82	42,374.34	31,780.86	21,187.38	2,648.37	2,648.37	
January	2,648.37	2,648.37	2,648.37	2,648.37	2,648.37	2,648.37	2,648.37	2,648.37	2,648.37	2,648.37	2,648.37	2,648.37	2,648.37	2,648.37	2,648.37	2,648.37	2,648.37	2,648.37	2,648.37	2,648.37	2,648.37
April	2,648.37	2,648.37	2,648.37	2,648.37	2,648.37	2,648.37	2,648.37	2,648.37	2,648.37	2,648.37	2,648.37	2,648.37	2,648.37	2,648.37	2,648.37	2,648.37	2,648.37	2,648.37	2,648.37	2,648.37	2,648.37
July	2,648.37	2,648.37	2,648.37	2,648.37	2,648.37	2,648.37	2,648.37	2,648.37	2,648.37	2,648.37	2,648.37	2,648.37	2,648.37	2,648.37	2,648.37	2,648.37	2,648.37	2,648.37	2,648.37	2,648.37	2,648.37
October	2,648.37	2,648.37	2,648.37	2,648.37	2,648.37	2,648.37	2,648.37	2,648.37	2,648.37	2,648.37	2,648.37	2,648.37	2,648.37	2,648.37	2,648.37	2,648.37	2,648.37	2,648.37	2,648.37	2,648.37	2,648.37
Total Remitted To Date	10,593.48	21,186.96	31,780.44	42,373.92	52,967.40	63,560.88	74,154.36	84,747.84	95,341.32	105,934.80	116,528.28	127,121.76	137,715.24	148,308.72	158,902.20	169,495.68	180,089.16	190,682.64	195,979.38	195,979.38	195,979.38
Actual Balance To Date	201,276.54	190,683.06	180,089.58	169,496.10	158,902.62	148,309.14	137,715.66	127,122.18	116,528.70	105,935.22	95,341.74	84,748.26	74,154.78	63,561.30	52,967.82	42,374.34	31,780.86	21,187.38	15,890.64	15,890.64	15,890.64
Projected Balance At Year End	201,276.54	190,683.06	180,089.58	169,496.10	158,902.62	148,309.14	137,715.66	127,122.18	116,528.70	105,935.22	95,341.74	84,748.26	74,154.78	63,561.30	52,967.82	42,374.34	31,780.86	21,187.38	10,593.90	10,593.90	10,593.90

Gillespie County proposal of repayment (as outlined in letter of October 18, 1996) as accepted by State Comptroller ...
 Gillespie County will make 80 quarterly payments (due first of each month: January, April, July, and October)
 for 20 years beginning January 01, 1997:
 79 quarterly payments of \$2,648.37 each beginning on January 01, 1997 through July 01, 2016 and
 a final payment of \$2,648.79 on October 01, 2016 for a total of \$211,870.02.

Gillespie County, Texas

Hotel Occupancy Tax ... Quarterly Recaps
As of April 30, 2015

	Collection/Remittance Period	Collections		Disbursements		Cash Balance
		HOT P&I Interest	Convention & Visitors Bureau	Organizations etc		
FY2015	2nd Quarter 2015		60,272.89	127,742.50	120,000.00	359,065.57
	1st Quarter 2015		122,937.00			546,535.18
	4th Quarter 2014		104,239.90	127,742.50		423,598.18
	3rd Quarter 2014		120,711.31			447,100.78
	Sub-Total	32,676.10	408,161.10	255,485.00	120,000.00	
FY2014	2nd Quarter 2014		95,362.58	111,163.00	120,000.00	326,389.47
	1st Quarter 2014		92,050.01			462,189.89
	4th Quarter 2013		90,687.97	111,163.00		370,139.88
	3rd Quarter 2013		82,776.94			390,614.91
	Sub-Total	18,551.50	360,877.50	222,326.00	120,000.00	
FY2013	2nd Quarter 2013		82,927.36	96,357.50	80,000.00	307,837.97
	1st Quarter 2013		102,188.41			401,268.11
	4th Quarter 2012		56,763.25	96,357.50		299,079.70
	3rd Quarter 2012		69,377.43			338,673.95
	Sub-Total	38,541.45	311,256.45	192,715.00	80,000.00	
FY2012	2nd Quarter 2012		76,505.61	84,193.50	11,000.00	269,296.52
	1st Quarter 2012		67,043.98		69,000.00	287,984.41
	4th Quarter 2011		63,485.70	84,193.50		289,940.43
	3rd Quarter 2011		62,766.18			310,648.23
	Sub-Total	21,414.47	269,801.47	168,387.00	80,000.00	
FY2011	2nd Quarter 2011		60,050.07	80,530.57		247,882.05
	1st Quarter 2011		61,473.10		80,000.00	268,362.55
	4th Quarter 2010		47,182.38	80,530.57		286,889.45
	3rd Quarter 2010		67,036.85			320,237.64
	Sub-Total	(5,318.74)	235,742.40	161,061.14	80,000.00	
FY2010	2nd Quarter 2010		47,363.32	82,089.00	61,500.00	253,200.79
	1st Quarter 2010		67,910.43			349,426.47
	4th Quarter 2009		46,539.68	82,089.00		281,516.04
	3rd Quarter 2009		63,672.15			317,065.36
	Sub-Total	(192.42)	225,485.58	164,178.00	61,500.00	
FY2009	2nd Quarter 2009		55,182.22			253,393.21
	1st Quarter 2009		68,196.40	80,854.20		198,210.99
	4th Quarter 2008		43,834.09	80,854.20		210,868.79
	3rd Quarter 2008		75,474.18		15,000.00	247,888.90
	Sub-Total	65,978.49	242,686.89	161,708.40	15,000.00	
FY2008	2nd Quarter 2008		52,205.02	100,000.00		187,414.72
	1st Quarter 2008		62,603.17			235,209.70
	4th Quarter 2007		53,485.43			172,606.53
	3rd Quarter 2007		61,352.43			119,121.10
	Sub-Total	129,646.05	229,646.05	100,000.00	0.00	
FY2007	2nd Quarter 2007		57,271.57			57,768.67
	1st Quarter 2007		497.10	0.00	0.00	497.10
	Sub-Total	57,768.67	57,768.67	0.00	0.00	
				1,425,860.54	556,500.00	
Revenues		\$ 2,341,426.11				
Totals All Years				Net Cash Effect	\$ 359,065.57	
		Expenditures		\$ 1,982,360.54		

GILLESPIE COUNTY, TEXAS

GOB Series 2010 Refunding Bonds ... December.2010
Post COB Series 2001 ... September.2001

Bond Redemptions & Interest Payment Schedule
February.2011 through February.2021

		Year 1	Year 2	Year 3	Year 4	Year 5	Year 6	Year 7	Year 8	Year 9	Year 10	Year 11		
		2011	2012	2013	2014	2015	2016	2017	2018	2019	2020	2021		
Actual Balance	At Year Start	1,839,134.46	1,779,647.50	1,603,672.50	1,429,447.50	1,247,370.00							Actual Balance	At Year Start
February	bonds	35,000.00	140,000.00	140,000.00	150,000.00	150,000.00							bonds	February
	interest	6,079.46	18,407.50	17,567.50	16,657.50	15,420.00							interest	
August	bonds	0.00	0.00	0.00	0.00								bonds	August
	interest	18,407.50	17,567.50	16,657.50	15,420.00								interest	
Total Remitted	To Date	59,486.96	235,461.96	409,686.96	591,764.46	757,184.46	757,184.46	757,184.46	757,184.46	757,184.46	757,184.46	757,184.46	Total Remitted	To Date
Actual Balance	To Date	1,779,647.50	1,603,672.50	1,429,447.50	1,247,370.00	1,081,950.00							Actual Balance	To Date
Projected Pymnt	Per Year	59,486.96	175,975.00	174,225.00	182,077.50	179,377.50	176,265.00	177,677.50	178,540.00	178,865.00	178,670.00	177,975.00	Projected Pymnt	Per Year
Projected Balance	At Year End	1,779,647.50	1,603,672.50	1,429,447.50	1,247,370.00	1,067,992.50	891,727.50	714,050.00	535,510.00	356,645.00	177,975.00	0.00	Projected Balance	At Year End

\$1,988,356.26	COB Series 2001 Debt Service on Refunded Bonds	\$1,590,000.00	Principal	\$1,590,000.00	Series 2010 Sources of Funds..Proceeds of Bonds
<u>\$1,839,134.46</u>	GOB Series 2010 Refunded Bonds	<u>\$249,134.46</u>	interest	<u>\$38,746.50</u>	Cost of Issuance
\$149,221.80	Net savings	\$1,839,134.46	GOB Series 2010, Refunding Bonds	\$1,551,253.50	Deposit to Escrow

Original Certificates of Obligation Bonds Series 2001 payments started February 2002
Series 2010 Refunding ... Interest and Bond Redemptions due February of each year starting February of 2011
Series 2010 Refunding ... Interest only due August of each year starting August of 2011

GILLESPIE COUNTY, TEXAS

GOB Series 2013 ... Jail Project

Bond Redemptions Interest Payment Schedule
February.2014 through February.2033

Schedule Bond Redemption & Interest Payment		Initial Receipt of Bonds June.2013	Year 1 2014	Year 2 2015	Year 3 2016	Year 4 2017	Year 5 2018	Year 6 2019	Year 7 2020	Year 8 2021	Year 9 2022	Year 10 2023	Year 11 2024
Projected Balances At Year Start		20,429,713.00	20,429,713.00	19,408,475.00	18,387,525.00	17,367,275.00	16,347,925.00	15,324,725.00	14,300,875.00	13,279,650.00	12,256,300.00	11,234,800.00	10,214,600.00
February	bonds	0.00	395,000.00	530,000.00	540,000.00	550,000.00	565,000.00	580,000.00	595,000.00	620,000.00	645,000.00	670,000.00	700,000.00
	interest	0.00	378,113.00	248,125.00	242,825.00	237,425.00	231,925.00	226,275.00	217,575.00	208,650.00	194,700.00	181,800.00	168,400.00
August	bonds	0.00	0.00	0.00	0.00	0.00	0.00	0.00	0.00	0.00	0.00	0.00	0.00
	interest	0.00	248,125.00	242,825.00	237,425.00	231,925.00	226,275.00	217,575.00	208,650.00	194,700.00	181,800.00	168,400.00	154,400.00
Projected Total Remittance		0.00	1,021,238.00	2,042,188.00	3,062,438.00	4,081,788.00	5,104,988.00	6,128,838.00	7,150,063.00	8,173,413.00	9,194,913.00	10,215,113.00	11,237,913.00
Project Balances At Year End		20,429,713.00	19,408,475.00	18,387,525.00	17,367,275.00	16,347,925.00	15,324,725.00	14,300,875.00	13,279,650.00	12,256,300.00	11,234,800.00	10,214,600.00	9,191,800.00
Bonds Issued June 2014													
Principal and Interest payments due February of each year starting February of 2014													
Interest only payments due August of each year starting August of 2014													

Outstanding Tax Secured Debt		Initial Receipt of Bonds June.2013	Year 1 2014	Year 2 2015	Year 3 2016	Year 4 2017	Year 5 2018	Year 6 2019	Year 7 2020	Year 8 2021	Year 9 2022	Year 10 2023	Year 11 2024
Balances At Year Start		20,429,713.00	20,429,713.00	19,408,475.50									
February	bonds	0.00	395,000.00	530,000.00									
	interest	0.00	378,112.50	248,125.00									
August	bonds	0.00	0.00										
	interest	0.00	248,325.00										
	adjustment		(200.00)										
Total Annual Remittances		0.00	1,021,237.50	778,125.00									
Total Remittances To Date		0.00	1,021,237.50	1,799,362.50									

GILLESPIE COUNTY, TEXAS

GOB Series 2013 ... Jail Project

**Bond Redemptions Interest Payment Schedule
February.2014 through February.2033**

Schedule Bond Redemption & Interest Payment		Year 12 2025	Year 13 2026	Year 14 2027	Year 15 2028	Year 16 2029	Year 17 2030	Year 18 2031	Year 19 2032	Year 20 2033
Projected Balances At Year Start		9,191,800.00	8,172,500.00	7,152,800.00	6,129,000.00	5,107,400.00	4,084,300.00	3,061,100.00	2,039,200.00	1,020,000.00
February	bonds	725,000.00	755,000.00	790,000.00	820,000.00	855,000.00	890,000.00	925,000.00	960,000.00	1,000,000.00
	interest	154,400.00	139,900.00	124,800.00	109,000.00	92,600.00	75,500.00	57,700.00	39,200.00	20,000.00
August	bonds	0.00	0.00	0.00	0.00	0.00	0.00	0.00	0.00	0.00
	interest	139,900.00	124,800.00	109,000.00	92,600.00	75,500.00	57,700.00	39,200.00	20,000.00	0.00
Projected Total Remittance		12,257,213.00	13,276,913.00	14,300,713.00	15,322,313.00	16,345,413.00	17,368,613.00	18,390,513.00	19,409,713.00	20,429,713.00
Project Balances At Year End		8,172,500.00	7,152,800.00	6,129,000.00	5,107,400.00	4,084,300.00	3,061,100.00	2,039,200.00	1,020,000.00	0.00

Outstanding Tax Secured Debt		Year 12 2025	Year 13 2026	Year 14 2027	Year 15 2028	Year 16 2029	Year 17 2030	Year 18 2031	Year 19 2032	Year 20 2033
Balances At Year Start										
February	bonds									
	interest									
August	bonds									
	interest									
Total Annual Remittances										
Total Remittances To Date										

GILLESPIE COUNTY, TEXAS
Capital Assets Lease/Purchase ... Contract 6451, September.2013
Road & Bridge Departments

PROJECTED Payments

PROJECTED Payments	FY2014			FY2015			FY2016			FY2017			FY2018			FY2019		
	Total Payment	Principal	Interest	Total Payment	Principal	Interest	Total Payment	Principal	Interest	Total Payment	Principal	Interest	Total Payment	Principal	Interest	Total Payment	Principal	Interest
Balance At Year Start	313,262.40			261,052.00			198,399.52			135,747.04			73,094.56			10,442.08		
October payment				5,221.04			5,221.04			5,221.04			5,221.04			5,221.04		
principal/interest				4,448.50	772.54		4,622.79	598.25		4,803.90	417.14		4,992.12	28.92		5,187.70	33.34	
November payment				5,221.04			5,221.04			5,221.04			5,221.04			5,221.04		
principal/interest				4,462.77	759.27		4,637.62	583.42		4,819.31	401.73		5,008.13	212.91		5,204.37	16.67	
December payment		5,221.04		5,221.04			5,221.04			5,221.04			5,221.04			5,221.04		
principal/interest		3,862.97	1,358.07	4,477.08	743.96		4,652.49	568.55		4,834.77	386.27		5,024.20	196.84				
January payment		5,221.04		5,221.04			5,221.04			5,221.04			5,221.04			5,221.04		
principal/interest		4,322.11	898.93	4,491.44	729.60		4,667.42	553.62		4,850.28	370.76		5,040.31	180.73				
February payment		5,221.04		5,221.04			5,221.04			5,221.04			5,221.04			5,221.04		
principal/interest		4,335.97	885.07	4,505.85	715.19		4,682.39	538.65		4,865.84	355.20		5,056.48	164.56				
March payment		5,221.04		5,221.04			5,221.04			5,221.04			5,221.04			5,221.04		
principal/interest		4,349.88	871.16	4,520.30	700.74		4,697.41	523.63		4,881.45	339.59		5,072.70	148.34				
April payment		5,221.04		5,221.04			5,221.04			5,221.04			5,221.04			5,221.04		
principal/interest		4,363.83	857.21	4,534.80	666.24		4,712.46	508.56		4,897.11	323.93		5,089.97	132.07				
May payment		5,221.04		5,221.04			5,221.04			5,221.04			5,221.04			5,221.04		
principal/interest		4,377.83	843.21	4,549.35	671.69		4,727.59	493.45		4,912.82	308.22		5,105.30	115.74				
June payment		5,221.04		5,221.04			5,221.04			5,221.04			5,221.04			5,221.04		
principal/interest		4,391.87	829.17	4,563.94	657.10		4,742.76	478.28		4,928.57	292.47		5,121.67	99.37				
July payment		5,221.04		5,221.04			5,221.04			5,221.04			5,221.04			5,221.04		
principal/interest		4,405.96	815.08	4,578.58	642.46		4,757.97	463.07		4,944.38	276.66		5,138.10	82.94				
August payment		5,221.04		5,221.04			5,221.04			5,221.04			5,221.04			5,221.04		
principal/interest		4,420.10	800.94	4,593.27	627.77		4,773.23	447.81		4,960.24	260.80		5,154.58	66.46				
September payment		5,221.04		5,221.04			5,221.04			5,221.04			5,221.04			5,221.04		
principal/interest		4,434.27	786.77	4,608.01	613.03		4,789.54	432.50		4,976.16	244.88		5,171.12	49.92				
Total Proposed Payments Per Year				62,652.48			62,652.48			62,652.48			62,652.48			10,442.08		
Total Payments	52,210.40			62,652.48			62,652.48			62,652.48			62,652.48			10,442.08		
Principal	43,284.79			54,333.89			56,462.69			58,674.83			60,973.68			10,392.07		
Interest			8,925.61		8,318.59		6,189.79		3,977.65	1,478.80								50.01
Projected Balance Year End				198,399.52			135,747.04			73,094.56			10,442.08			0.00		
	261,052.00			198,399.52			135,747.04			73,094.56			10,442.08			0.00		

GILLESPIE COUNTY, TEXAS
 Capital Assets Lease/Purchase ... Contract 6451, September.2013
 Road & Bridge Departments

ACTUAL Payments

ACTUAL Payments	FY2014			FY2015			FY2016			FY2017			FY2018			FY2019		
	Total Payment	Principal	Interest	Total Payment	Principal	Interest	Total Payment	Principal	Interest	Total Payment	Principal	Interest	Total Payment	Principal	Interest	Total Payment	Principal	Interest
Balance At Year Start	313,262.40			255,840.96														
October	payment			5,221.04														
	principal/interest				4,462.77	758.27												
November	payment			5,221.04														
	principal/interest				4,477.08	743.96												
December	payment	10,442.08		5,221.04														
	principal/interest		8,205.08	2,237.00	4,491.44	729.60												
January	payment	5,221.04		5,221.04														
	principal/interest		4,335.97	885.07	4,505.85	715.19												
February	payment	5,221.04		5,221.04														
	principal/interest		4,349.88	871.16	4,520.30	700.74												
March	payment	5,221.04		5,221.04														
	principal/interest		4,363.83	857.21	4,534.80	686.24												
April	payment	5,221.04		5,221.04														
	principal/interest		4,377.83	843.21	4,549.35	671.69												
May	payment	5,221.04																
	principal/interest		4,391.87	829.17														
June	payment	5,221.04																
	principal/interest		4,405.96	815.08														
July	payment	5,211.04																
	principal/interest		4,420.10	790.94														
August	payment	5,221.04																
	principal/interest		4,434.27	786.77														
September	payment	5,221.04																
	principal/interest		4,448.50	772.54														
Total Payments as of Current Date																		
	Total Payments	57,421.44		36,547.28														
	Principal		47,733.29	31,541.59														
	Interest			9,688.15	5,005.69													
Balance as of Current Period																		
			255,840.96	219,293.68														

GILLESPIE COUNTY, TEXAS
Public Property Finance ... Contract 6774, October 24, 2014
Sheriff Office ... Law Enforcement Radio System Upgrade

PROJECTED Payments

PROJECTED Payments	FY2015			FY2016			FY2017			FY2018			FY2019		
	Total Payment	Principal	Interest	Total Payment	Principal	Interest	Total Payment	Principal	Interest	Total Payment	Principal	Interest	Total Payment	Principal	Interest
Balance Year Start	685,683.60			622,829.27			554,260.91			485,692.55			417,124.19		
October	payment	0.00		5,714.03			5,714.03			5,714.03			5,714.03		
	principal/interest				4,141.76	1,572.27		4,291.13	1,422.90		4,445.88	1,268.15		4,606.21	1,107.82
November	payment	5,714.03		5,714.03			5,714.03			5,714.03			5,714.03		
	principal/interest		3,782.22	1,931.81	4,154.01	1,560.02	4,303.81	1,410.22	4,459.02	1,255.01	4,619.83	1,094.20			
December	payment	5,714.03		5,714.03			5,714.03			5,714.03			5,714.03		
	principal/interest		4,021.27	1,692.76	4,166.29	1,547.74	4,316.54	1,397.49	4,472.21	1,241.82	4,633.49	1,080.54			
January	payment	5,714.03		5,714.03			5,714.03			5,714.03			5,714.03		
	principal/interest		4,033.16	1,680.87	4,178.61	1,535.42	4,329.30	1,384.73	4,485.43	1,228.60	4,647.19	1,066.84			
February	payment	5,714.03		5,714.03			5,714.03			5,714.03			5,714.03		
	principal/interest		4,045.09	1,668.94	4,190.96	1,523.07	4,342.10	1,371.93	4,498.69	1,215.34	4,660.93	1,053.10			
March	payment	5,714.03		5,714.03			5,714.03			5,714.03			5,714.03		
	principal/interest		4,057.05	1,656.98	4,203.35	1,510.68	4,354.94	1,359.09	4,511.99	1,202.04	4,674.71	1,039.32			
April	payment	5,714.03		5,714.03			5,714.03			5,714.03			5,714.03		
	principal/interest		4,069.04	1,644.99	4,215.78	1,498.25	4,367.82	1,346.21	4,525.33	1,188.70	4,688.53	1,025.50			
May	payment	5,714.03		5,714.03			5,714.03			5,714.03			5,714.03		
	principal/interest		4,081.07	1,632.96	4,228.25	1,485.78	4,380.73	1,333.30	4,538.71	1,175.32	4,702.39	1,011.64			
June	payment	5,714.03		5,714.03			5,714.03			5,714.03			5,714.03		
	principal/interest		4,093.14	1,620.89	4,240.75	1,473.28	4,393.68	1,320.35	4,552.13	1,161.90	4,716.30	997.73			
July	payment	5,714.03		5,714.03			5,714.03			5,714.03			5,714.03		
	principal/interest		4,105.24	1,608.79	4,253.29	1,460.74	4,406.67	1,307.36	4,565.59	1,148.44	4,730.24	983.79			
August	payment	5,714.03		5,714.03			5,714.03			5,714.03			5,714.03		
	principal/interest		4,117.38	1,596.65	4,265.86	1,448.17	4,419.70	1,294.33	4,579.09	1,134.94	4,744.23	969.80			
September	payment	5,714.03		5,714.03			5,714.03			5,714.03			5,714.03		
	principal/interest		4,129.55	1,584.48	4,278.48	1,435.55	4,432.77	1,281.26	4,592.63	1,121.40	4,758.25	955.78			
Total Proposed Payments Per Year															
Total Payments	62,854.33			68,568.36			68,568.36			68,568.36			68,568.36		
Principal	44,534.21			50,517.39			52,339.19			54,226.70			56,182.30		
Interest		18,320.12		18,050.97			16,229.17			14,341.66			12,386.06		
Projected Balance Year End															
	622,829.27			554,260.91			485,692.55			417,124.19			348,555.83		

GILLESPIE COUNTY, TEXAS
Public Property Finance ... Contract 6774, October 24, 2014
Sheriff Office ... Law Enforcement Radio System Upgrade

PROJECTED Payments

FY2020			FY2021			FY2022			FY2023			FY2024			FY2025		
Total Payment	Principal	Interest	Total Payment	Principal	Interest	Total Payment	Principal	Interest	Total Payment	Principal	Interest	Total Payment	Principal	Interest	Total Payment	Principal	Interest
348,555.83			279,987.47			211,419.11			142,650.75			74,282.39			5,714.03		
5,714.03			5,714.03			5,714.03			5,714.03			5,714.03			5,714.03		
5,714.03	4,772.32	941.71	5,714.03	4,944.43	769.60	5,714.03	5,122.74	591.29	5,714.03	5,307.48	406.55	5,714.03	5,488.88	215.15	5,714.03	5,666.97	17.06
5,714.03	4,786.43	927.60	5,714.03	4,959.04	754.99	5,714.03	5,137.88	576.15	5,714.03	5,323.17	390.86	5,714.03	5,515.14	188.89	5,714.03		
5,714.03	4,800.58	913.45	5,714.03	4,973.71	740.32	5,714.03	5,153.07	560.96	5,714.03	5,338.91	375.12	5,714.03	5,531.45	182.58	5,714.03		
5,714.03	4,814.78	899.25	5,714.03	4,988.41	725.62	5,714.03	5,168.31	545.72	5,714.03	5,354.69	359.34	5,714.03	5,547.80	166.23	5,714.03		
5,714.03	4,829.01	885.02	5,714.03	5,003.16	710.87	5,714.03	5,183.59	530.44	5,714.03	5,370.53	343.50	5,714.03	5,564.20	149.83	5,714.03		
5,714.03	4,843.29	870.74	5,714.03	5,017.95	696.08	5,714.03	5,198.92	515.11	5,714.03	5,386.41	327.62	5,714.03	5,580.65	133.38	5,714.03		
5,714.03	4,857.61	856.42	5,714.03	5,032.79	681.24	5,714.03	5,214.29	499.74	5,714.03	5,402.33	311.70	5,714.03	5,597.15	116.88	5,714.03		
5,714.03	4,871.97	842.06	5,714.03	5,047.67	666.36	5,714.03	5,229.71	484.32	5,714.03	5,418.30	295.73	5,714.03	5,613.70	100.33	5,714.03		
5,714.03	4,886.38	827.65	5,714.03	5,062.60	651.43	5,714.03	5,245.17	468.86	5,714.03	5,434.32	279.71	5,714.03	5,630.30	83.73	5,714.03		
5,714.03	4,900.83	813.20	5,714.03	5,077.56	636.47	5,714.03	5,260.68	453.35	5,714.03	5,450.39	263.64	5,714.03	5,646.95	67.08	5,714.03		
5,714.03	4,915.32	798.71	5,714.03	5,092.58	621.45	5,714.03	5,276.23	437.80	5,714.03	5,465.51	247.52	5,714.03	5,663.65	50.38	5,714.03		
5,714.03	4,929.85	784.18	5,714.03	5,107.63	606.40	5,714.03	5,291.83	422.20	5,714.03	5,482.67	231.36	5,714.03	5,680.39	33.64	5,714.03		
68,568.36	58,208.37	10,359.99	68,568.36	60,307.53	8,260.83	68,568.36	62,482.42	6,085.94	68,568.36	64,735.71	3,832.65	68,568.36	67,070.26	1,498.10	68,568.36	5,666.97	17.06
279,987.47			211,419.11			142,650.75			74,282.39			5,714.03			0.00		

GILLESPIE COUNTY, TEXAS
Public Property Finance ... Contract 6774, October 24, 2014
Sheriff Office ... Law Enforcement Radio System Upgrade

ACTUAL Payments

ACTUAL Payments	FY2015			FY2016			FY2017			FY2018			FY2019		
	Total Payment	Principal	Interest	Total Payment	Principal	Interest	Total Payment	Principal	Interest	Total Payment	Principal	Interest	Total Payment	Principal	Interest
Balance Year Start	686,426.40														
October	payment	0.00													
	principal/interest														
November	payment	5,714.03													
	principal/interest		3,782.22	1,931.81											
December	payment	5,714.03													
	principal/interest		4,021.27	1,692.76											
January	payment	5,714.03													
	principal/interest		4,033.16	1,680.87											
February	payment	5,714.03													
	principal/interest		4,045.09	1,668.94											
March	payment	5,714.03													
	principal/interest		4,057.05	1,656.98											
April	payment	5,714.03													
	principal/interest		4,069.04	1,644.99											
May	payment														
	principal/interest														
June	payment														
	principal/interest														
July	payment														
	principal/interest														
August	payment														
	principal/interest														
September	payment														
	principal/interest														
Total Payments Current Period															
Total Payments	34,284.18														
Principal		24,007.83													
Interest			10,276.35												
Balance Current Period															
	652,142.22														

County of Gillespie
 District Clerk Bond / Trust Recap
 October 2014 - September 2015
 Funds Managed by County Treasurer

Cause Description	Cause No	Initial Investment Face Value	Prior Interest Adjusted Interest	TexPool Interest	Current Year Interest												Cause Description	Released Investments	Current Balances	Total Interest FY2015
					TexPool Account															
					Oct.2014	Nov.2014	Dec.2014	Jan.2015	Feb.2015	Mar.2015	Apr.2015	May.2015	Jun.2015	Jul.2015	Aug.2015	Sep.2015				
Sonstegard / Curtis	2705	1,000.00	792.80	31.52	closed 05 2004/transferred to District Clerk Acct 117												Sonstegard / Curtis	1,824.32	0.00	0.00
State v Montagnino	4073	10,000.00	43.82	171.08	closed 04 2004												State v Montagnino	10,214.90	0.00	0.00
State v Chow	4232	10,000.00		31.34	closed 05 2004/transferred to District Clerk Acct 117												State v Chow	10,031.34	0.00	0.00
State v Loui	4233	10,000.00		25.50	closed 04 2004												State v Loui	10,025.50	0.00	0.00
State v Duecker	4261	20,000.00		33.03	closed 05 2004/transferred to District Clerk Acct 117												State v Duecker	20,033.03	0.00	0.00
State v Duecker	4262	20,000.00		33.03	closed 05 2004/transferred to District Clerk Acct 117												State v Duecker	20,033.03	0.00	0.00
Wheatcraft v Meier	6978	500.00	236.07	158.58	0.02	0.02	0.03	0.04	0.03	0.04	0.04							894.87	0.22	
Munsell Meier v Robinson	7227	1,000.00	390.71	254.33	closed 03 11 2008												Munsell Meier v Robinson	1,645.04	0.00	0.00
Pauls v Bird	8623	500.00	77.66	124.45	0.02	0.02	0.02	0.03	0.02	0.03	0.03							702.28	0.17	
Pruitt v Danes	8764	1,000.00	128.41	16.95	closed 02 2004												Pruitt v Danes	1,145.36	0.00	0.00
Damron (Investment)	8766	500.00		24.86	closed 10 2005												Damron (Investment)	524.86	0.00	0.00
Tin Star Ranch	9411	500.00	5.37	32.96	closed 02 03 2006												Tin Star Ranch	538.33	0.00	0.00
Hearne & Phillips	9461	100.00	1.07	21.75	0.00	0.00	0.00	0.00	0.00	0.01	0.01							122.84	0.02	
Haggard v Schroeder	9666	500.00	1.19	107.92	0.01	0.02	0.02	0.02	0.02	0.02	0.03							609.25	0.14	
Staats v Tonn	9752	1,000.00		17.85	closed 12 2003												Staats v Tonn	1,017.85	0.00	0.00
Silver Deer v Senkbeil	10010	100.00		20.54	0.00	0.00	0.00	0.00	0.00	0.00	0.01							120.55	0.01	
Ankem v Woods & Schmidt	10154	1,000.00		55.01	closed 03 06 2006												Ankem v Woods & Schmidt	1,055.01	0.00	0.00
Sledge v Jones	10370	1,000.00		190.20	0.03	0.03	0.04	0.05	0.04	0.05	0.05							1,190.49	0.29	
Whitewood v Hartel	10373	100.00		19.06	0.00	0.00	0.00	0.00	0.00	0.00	0.01							119.07	0.01	
Ballard v Keidel	10412	1,000.00		4.31	closed 12 2004												Ballard v Keidel	1,004.31	0.00	0.00
Parker/Roscoe L	10522	23,600.00		2,639.22	closed 07 12 2007												Parker/Roscoe L	26,439.22	0.00	0.00
Harris v Fourton (dba Silver Deer)	10779	1,000.00		151.50	0.03	0.03	0.04	0.05	0.04	0.05	0.05							1,151.79	0.29	
Fonder v Salinas	10930	200.00		27.42	0.01	0.01	0.00	0.01	0.01	0.01	0.01							227.48	0.06	
City of Fbg v Penick	10970	274,045.00		118.40	closed 09 21 2006												City of Fbg v Penick	274,163.40	0.00	0.00
A J Waight v LCRA	11042	250.00		1.06	closed 07 20 2006												A J Waight v LCRA	251.06	0.00	0.00
Jenschke v Friedrich	11228	1,000.00		15.72	closed 06 01 2007												Jenschke v Friedrich	1,015.72	0.00	0.00
Quest Oil v Wallen and B&B Oil	11259	1,000.00		74.17	closed 03 24 2011												Quest Oil v Wallen and B&B Oil	1,074.17	0.00	0.00
Cornerstone v Parker	11336	1,000.00		52.34	0.02	0.03	0.04	0.04	0.04	0.04	0.05							1,052.60	0.26	
Irwin vs Irwin	11399	303,022.74		3,310.61	closed 06 07 2011												Irwin vs Irwin	306,333.35	0.00	0.00
Herb Venture v Varney	11703	250.00		3.98	0.01	0.01	0.01	0.01	0.01	0.01	0.01							254.05	0.07	
Dolezal vs Dolezal	11812	1,000.00		7.95	closed 10 2012												Dolezal vs Dolezal	1,007.95	0.00	0.00

County of Gillespie
 District Clerk Bond / Trust Recap
 October 2014 - September 2015
 Funds Managed by County Treasurer

Cause Description	Cause No	Initial Investment		Prior Interest		Current Year Interest												Cause Description	Released Investments	Current Balances	Total Interest FY2015	
		Face Value	Adjusted Interest	TexPool Interest	TexPool Account																	
					Oct.2014	Nov.2014	Dec.2014	Jan.2015	Feb.2015	Mar.2015	Apr.2015	May.2015	Jun.2015	Jul.2015	Aug.2015	Sep.2015						
Bredemus and J&B Cheese v Just	11877	1,000.00		9.26	0.02	0.03	0.04	0.04	0.03	0.04	0.04								Bredemus and J&B Cheese v Just		1,009.50	0.24
Prause &Thompson v Bierschwale	11897	100.00		0.90	0.00	0.00	0.00	0.00	0.00	0.00	0.00								Prause &Thompson v Bierschwale		100.90	0.00
Rutherford v Rather & Kamp	11904	100.00		0.90	0.00	0.00	0.00	0.00	0.00	0.00	0.00								Rutherford v Rather & Kamp		100.90	0.00
Querner v Lester	11928A	1,000.00		1.34	0.02	0.03	0.04	0.04	0.03	0.04	0.04								Querner v Lester		1,001.58	0.24
TexHillCo EmployeesC.U. vs Beckmann	12195	100.00		0.05	closed 01.19.2010														TexHillCo EmployeesC.U. vs Beckmann	100.05	0.00	0.00
Fulton v Coleman	12209	500.00		2.81	0.01	0.02	0.02	0.02	0.02	0.02	0.02								Fulton v Coleman		502.94	0.13
IBT Int v Grammer	12228	115,000.00		130.48	closed 06.2014														IBT Int v Grammer	115,130.48	0.00	0.00
Ferrell vs Hall, Executor Estate of Klein, Deceased	12369	500.00		0.60	closed 12.27.2010														Ferrell vs Hall, Executor Estate of Klein, Deceased	500.60	0.00	0.00
Baby vs Doggett	12603	400.00		0.35	closed 02.14.2012														Baby vs Doggett	400.35	0.00	0.00
Cover v Chase Bank	12964	100.00		0.10	0.00	0.00	0.00	0.00	0.00	0.00	0.00								Cover v Chase Bank		100.10	0.00
Balero v Federal Home Mortgage	13025	250.00		0.36	0.01	0.01	0.01	0.01	0.01	0.01	0.01								Balero v Federal Home Mortgage		250.43	0.07
LCRA vs TRT Ranch	13119	949,500.00		45.58	closed 09.10.2013														LCRA vs TRT Ranch	949,545.58	0.00	0.00
LCRA vs Oehler	13120	195,000.00		9.36	closed 09.10.2013														LCRA vs Oehler	195,009.36	0.00	0.00
LCRA vs Wahrmond	13121	177,000.00		8.49	closed 09.10.2013														LCRA vs Wahrmond	177,008.49	0.00	0.00
Collins, Estate of Smith v Bank of America	13203	500.00		0.64	0.01	0.01	0.02	0.02	0.02	0.02	0.02								Collins, Estate of Smith v Bank of America		500.76	0.12
Whatley, et al vs Live Springs, et al	13291	500.00		0.41	0.01	0.01	0.02	0.02	0.02	0.02	0.02								Whatley, et al vs Live Springs, et al		500.53	0.12
Bruce Kneese vs New York Life Insurance and Annuity Corp, et al	13320	951.17	opened 03.03.2014	0.16	0.02	0.02	0.03	0.04	0.03	0.00	closed 03.05.2015								Bruce Kneese vs New York Life Insurance and Annuity Corp, et al	951.47	0.00	0.14
Hampton vs Spornhauer	13343	2,000.00		1.59	0.05	0.05	0.07	0.08	0.07	0.08	0.09								Hampton vs Spornhauer		2,002.08	0.49
Kerrville Professional Properties LTD ... vs Friendship Village Owner's Asn, Inc ...	13640		closed case settled awaiting court order to release ... 03.03.2014 - LL																Kerrville Professional Properties LTD ... vs Friendship Village Owner's Asn, Inc ...		0.00	0.00
In the Matter of the Marriage of Roxanne L Pennington & Gerard M Pennington and In the Interest of Sarah Pennington & Matthew Pennington, Children	13683	500.00	opened 03.03.2014	0.07	0.01	0.01	0.02	0.02	0.02	0.02	0.02								In the Matter of the Marriage of Roxanne L Pennington & Gerard M Pennington and In the Interest of Sarah Pennington & Matthew Pennington, Children		500.19	0.12
Berry vs Cardash	13859	500,984.49	opened 09.11.2014	8.78	11.40	11.74	17.78	19.77	16.95	20.43	21.56								Berry vs Cardash		501,112.90	119.63
Berry vs Cardash ... TRO	13859TRO	5,000.00	opened 09.11.2014	0.09	0.11	0.12	0.18	0.19	0.16	0.20	0.22								Berry vs Cardash ... TRO		5,001.27	1.18
Roscoe L Parker Guardianship	10522(a)	7,500.00		587.17	closed 07.12.2007														Roscoe L Parker Guardianship	8,087.17	0.00	0.00
State v Farmer	3870A	4,000.00		504.78	67.71	closed 05.2004;transferred to District Clerk Acct 117													State v Farmer	4,572.49	0.00	0.00
State v Farmer	3870B	1,000.00		126.19	19.89	closed 05.2004;transferred to District Clerk Acct 117													State v Farmer	1,146.08	0.00	0.00
Damron (trust)	8766(A)	26,278.61		92.83	closed 01.2005														Damron (trust)	26,371.44	0.00	0.00
Totals		2,676,132.01		2,308.07	8,766.56	11.82	12.22	18.43	20.50	17.57	21.14	22.34	0.00	0.00	0.00	0.00	0.00	0.00	Totals	2,168,201.31	519,129.35	124.02

County of Gillespie
County Clerk Holding Account Recap
 October 2013 -September 2014
 Funds Managed by County Treasurer

Cause	Investment Face	Prior Interest Adjusted	Interest TexPool	Current Year Interest TexPool Account											
	Value	Interest	Interest	Oct.2014	Nov.2014	Dec.2014	Jan.2015	Feb.2015	Mar.2015	Apr.2015	May.2015	Jun.2015	Jul.2015	Aug.2015	Sep.2015
Cause 9145 Doyle/Michael J Guardianship additional funds added July 2013 of \$682.40 to original face of \$119,517.83 or \$120,200.23 principal	120,200.23		281.82	2.73	2.77	4.29	4.75	4.06	4.87	5.23					
Cause 8132 Roscoe L Parker	7,500.00		97.71	04.2006 account closed ... case transferred to District Court											
Cause 8321 David Eugene Reynolds	100,000.00		11,872.07	closed 07 14 2008											
Investment Totals	107,500.00	0.00	12,251.60	2.73	2.77	4.29	4.75	4.06	4.87	5.23	0.00	0.00	0.00	0.00	0.00

	Released Investment	Current Balances	Total Interest
			FY2015
Cause 9145 Doyle/Michael J Guardianship additional funds added July 2013 of \$682.40 to original face of \$119,517.83 or \$120,200.23 principal	0.00	120,510.75	28.70
Cause 8132 Roscoe L Parker	7,597.71	0.00	
Cause 8321 David Eugene Reynolds	111,872.07	0.00	
Investment Totals	119,469.78	120,510.75	28.70

GILLESPIE COUNTY TEXAS

Investment Performance Summary
Certificate of Deposits

Financial Institution	FY2015												Year To Date			
	Oct	Nov	Dec	Jan	Feb	Mar	Apr	May	Jun	Jul	Aug	Sep				
Blanco National Bank													Blanco National Bank			
Certificate of Deposits ... held at face value													Certificate of Deposits ... held at face value			
Amount of Investment	2,400,000	2,400,000	2,400,000	2,400,000	2,400,000	2,400,000	2,400,000	2,400,000	2,400,000	2,400,000	2,400,000	2,400,000	2,400,000	2,400,000	Average Investment	
Average Interest Rate	0.4500	0.4500	0.4500	0.4500	0.4500	0.4500	0.4500	0.4500	0.4500	0.4500	0.4500	0.4500	0.4500	0.4500	Average Interest Rate	
Earned Interest	887.76	917.28	887.76	917.28	912.34	833.42	916.05								6,271.89	Earned Interest
Security State Bank & Trust													Security State Bank & Trust			
Certificate of Deposits ... held at face value													Certificate of Deposits ... held at face value			
Amount of Investment	2,650,000	2,650,000	2,650,000	2,650,000	2,650,000	2,650,000	2,650,000	2,650,000	2,650,000	2,650,000	2,650,000	2,650,000	2,650,000	2,650,000	Average Investment	
Average Interest Rate	0.3500	0.3500	0.3500	0.3500	0.3500	0.3500	0.3500	0.3500	0.3500	0.3500	0.3500	0.3500	0.3500	0.3500	Average Interest Rate	
Earned Interest	762.36	787.63	762.36	787.63	786.80	712.48	787.76								5,387.02	Earned Interest

Financial Institution	FY2014												Year To Date			
	Oct	Nov	Dec	Jan	Feb	Mar	Apr	May	Jun	Jul	Aug	Sep				
Blanco National Bank													Blanco National Bank			
Certificate of Deposits ... held at face value													Certificate of Deposits ... held at face value			
Amount of Investment	2,400,000	2,400,000	2,400,000	2,400,000	2,400,000	2,400,000	2,400,000	2,400,000	2,400,000	2,400,000	2,400,000	2,400,000	2,400,000	2,400,000	Average Investment	
Average Interest Rate	0.5333	0.5167	0.5042	0.4917	0.4875	0.4792	0.4583	0.4500	0.4500	0.4500	0.4500	0.4500	0.4500	0.4500	Average Interest Rate	
Earned Interest	1,076.62	1,095.57	1,019.12	1,036.14	1,005.73	910.12	985.20	912.39	925.77	887.76	917.28	917.28			11,688.98	Earned Interest
Security State Bank & Trust													Security State Bank & Trust			
Certificate of Deposits ... held at face value													Certificate of Deposits ... held at face value			
Amount of Investment	2,650,000	2,650,000	2,650,000	2,650,000	2,650,000	2,650,000	2,650,000	2,650,000	2,650,000	2,650,000	2,650,000	2,650,000	2,650,000	2,650,000	Average Investment	
Average Interest Rate	0.3889	0.3889	0.3889	0.3833	0.3722	0.3667	0.3611	0.3556	0.3556	0.3500	0.3500	0.3500	0.3500	0.3500	Average Interest Rate	
Earned Interest	871.27	874.78	846.61	874.78	852.59	764.27	834.46	792.22	808.99	782.91	787.76	787.76			9,878.40	Earned Interest

Financial Institution	FY2013												Year To Date			
	Oct	Nov	Dec	Jan	Feb	Mar	Apr	May	Jun	Jul	Aug	Sep				
Blanco National Bank													Blanco National Bank			
Certificate of Deposits ... held at face value													Certificate of Deposits ... held at face value			
Amount of Investment	2,400,000	2,400,000	2,400,000	2,400,000	2,400,000	2,400,000	2,400,000	2,400,000	2,400,000	2,400,000	2,400,000	2,400,000	2,400,000	2,400,000	Average Investment	
Average Interest Rate	0.6500	0.6458	0.6375	0.6250	0.6208	0.6125	0.6125	0.5833	0.5708	0.5583	0.5500	0.5471			0.6011	Average Interest Rate
Earned Interest	1,282.08	1,324.80	1,273.86	1,299.33	1,267.84	1,148.97	1,248.39	1,167.00	1,188.96	1,125.91	1,146.51	1,129.53			14,603.18	Earned Interest
Security State Bank & Trust													Security State Bank & Trust			
Certificate of Deposits ... held at face value													Certificate of Deposits ... held at face value			
Amount of Investment	2,650,000	2,650,000	2,650,000	2,650,000	2,650,000	2,650,000	2,650,000	2,650,000	2,650,000	2,650,000	2,650,000	2,650,000	2,650,000	2,650,000	Average Investment	
Average Interest Rate	0.4778	0.4778	0.4778	0.4667	0.4444	0.4333	0.4333	0.4111	0.4111	0.4000	0.4000	0.4000	0.4000	0.4000	Average Interest Rate	
Earned Interest	1,089.06	1,074.40	1,039.75	1,074.40	1,030.84	917.83	993.69	920.58	942.72	912.36	900.25	900.25			11,796.13	Earned Interest

Financial Institution	FY2012												Year To Date			
	Oct	Nov	Dec	Jan	Feb	Mar	Apr	May	Jun	Jul	Aug	Sep				
Blanco National Bank													Blanco National Bank			
Certificate of Deposits ... held at face value													Certificate of Deposits ... held at face value			
Amount of Investment	2,400,000	2,400,000	2,400,000	2,400,000	2,400,000	2,400,000	2,400,000	2,400,000	2,400,000	2,400,000	2,400,000	2,400,000	2,400,000	2,400,000	Average Investment	
Average Interest Rate	0.8458	0.8083	0.7833	0.7458	0.7333	0.7167	0.6750	0.6583	0.6500	0.6500	0.6500	0.6500	0.6500	0.6500	Average Interest Rate	
Earned Interest	1,693.08	1,724.02	1,598.55	1,596.62	1,516.62	1,401.92	1,460.72	1,331.40	1,341.79	1,282.08	1,324.80	1,324.80			17,596.40	Earned Interest
Security State Bank & Trust													Security State Bank & Trust			
Certificate of Deposits ... held at face value													Certificate of Deposits ... held at face value			
Amount of Investment	2,650,000	2,650,000	2,650,000	2,650,000	2,650,000	2,650,000	2,650,000	2,650,000	2,650,000	2,650,000	2,650,000	2,650,000	2,650,000	2,650,000	Average Investment	
Average Interest Rate	0.7222	0.7222	0.7222	0.6889	0.6222	0.5889	0.5556	0.5222	0.5222	0.5000	0.5000	0.5000	0.5000	0.5000	Average Interest Rate	
Earned Interest	1,800.00	1,605.23	1,553.43	1,605.23	1,477.83	1,334.81	1,363.18	1,195.90	1,210.30	1,171.25	1,125.37	1,125.37			16,567.90	Earned Interest

GILLESPIE COUNTY TEXAS

Investment Performance Summary
Certificate of Deposits

Financial Institution	FY2011												Year To Date				
	Oct	Nov	Dec	Jan	Feb	Mar	Apr	May	Jun	Jul	Aug	Sep					
Blanco National Bank													Blanco National Bank				
Certificate of Deposits ... held at face value													Certificate of Deposits ... held at face value				
Amount of Investment	2,400,000	2,400,000	2,400,000	2,400,000	2,400,000	2,400,000	2,400,000	2,400,000	2,400,000	2,400,000	2,400,000	2,400,000	2,400,000	2,400,000	2,400,000	2,400,000	2,400,000
Average Interest Rate	1.4625	1.3292	1.2542	1.1938	1.1771	1.1354	1.0313	0.9896	0.9396	0.9104	0.8813	0.8583				0.8583	0.8583
Earned Interest	2,979.48	2,981.13	2,621.94	2,556.45	2,422.88	2,185.34	2,312.03	2,034.21	2,017.07	1,853.37	1,855.68	1,796.22				1,796.22	1,796.22
Security State Bank & Trust													Security State Bank & Trust				
Certificate of Deposits ... held at face value													Certificate of Deposits ... held at face value				
Amount of Investment	2,650,000	2,650,000	2,650,000	2,650,000	2,650,000	2,650,000	2,650,000	2,650,000	2,650,000	2,650,000	2,650,000	2,650,000	2,650,000	2,650,000	2,650,000	2,650,000	2,650,000
Average Interest Rate	1.1333	1.1333	1.1333	1.1000	1.0222	0.9833	0.9333	0.8833	0.8833	0.8333	0.8333	0.8333	0.8333	0.8333	0.8333	0.8333	0.8333
Earned Interest	2,447.26	2,541.58	2,459.59	2,541.58	2,411.45	2,129.59	2,280.43	2,021.92	2,051.12	1,984.93	1,860.02	1,860.02				1,860.02	1,860.02

Financial Institution	FY2010												Year To Date				
	Oct	Nov	Dec	Jan	Feb	Mar	Apr	May	Jun	Jul	Aug	Sep					
Blanco National Bank													Blanco National Bank				
Certificate of Deposits ... held at face value													Certificate of Deposits ... held at face value				
Amount of Investment	2,200,000	2,200,000	2,200,000	2,200,000	2,200,000	2,200,000	2,400,000	2,400,000	2,400,000	2,400,000	2,400,000	2,400,000	2,400,000	2,400,000	2,400,000	2,400,000	2,400,000
Average Interest Rate	2.5886	2.4409	2.3500	2.1795	2.1227	2.0091	1.8083	1.7250	1.6208	1.5792	1.5479	1.5104				1.5104	1.5104
Earned Interest	4,775.37	4,836.85	4,413.71	4,390.95	4,057.67	3,597.30	3,753.99	3,567.14	3,516.20	3,197.28	3,218.95	3,155.25				3,155.25	3,155.25
Security State Bank & Trust													Security State Bank & Trust				
Certificate of Deposits ... held at face value													Certificate of Deposits ... held at face value				
Amount of Investment	400,000	400,000	400,000	400,000	400,000	650,000	2,650,000	2,650,000	2,650,000	2,650,000	2,650,000	2,650,000	2,650,000	2,650,000	2,650,000	2,650,000	2,650,000
Average Interest Rate	1.5750	1.5750	1.5750	1.5750	1.2750	1.2500	1.1333	1.0833	1.0833	1.1389	1.1389	1.1389	1.1389	1.1389	1.1389	1.1389	1.1389
Earned Interest	673.99	535.06	517.82	535.06	532.05	394.25	677.32	2,441.10	2,193.21	2,202.74	2,528.82	2,528.83				2,528.83	2,528.83

Financial Institution	FY2009												Year To Date				
	Oct	Nov	Dec	Jan	Feb	Mar	Apr	May	Jun	Jul	Aug	Sep					
Blanco National Bank													Blanco National Bank				
Certificate of Deposits ... held at face value													Certificate of Deposits ... held at face value				
Amount of Investment	1,700,000	1,700,000	1,700,000	1,700,000	1,700,000	1,700,000	2,200,000	2,200,000	2,200,000	2,200,000	2,200,000	2,200,000	2,200,000	2,200,000	2,200,000	2,200,000	2,200,000
Average Interest Rate	4.0412	3.6618	3.5353	3.2294	3.1500	3.0147	2.8682	2.7864	2.7864	2.7455	2.6932	2.6409				2.6409	2.6409
Earned Interest	5,810.95	5,834.80	5,116.43	5,104.40	4,634.27	4,136.41	4,352.75	5,385.78	5,206.30	5,038.38	5,129.86	5,032.19				5,032.19	5,032.19
Security State Bank & Trust													Security State Bank & Trust				
Certificate of Deposits ... held at face value													Certificate of Deposits ... held at face value				
Amount of Investment	900,000	900,000	900,000	900,000	900,000	900,000	400,000	400,000	400,000	400,000	400,000	400,000	400,000	400,000	400,000	400,000	400,000
Average Interest Rate	3.0300	3.0300	3.0300	3.0300	2.4300	2.4300	2.2875	2.0500	2.0500	2.0500	2.0500	2.0500	2.0500	2.0500	2.0500	2.0500	2.0500
Earned Interest	1,984.94	2,305.90	2,231.52	2,305.90	2,297.68	1,860.84	2,051.10	752.07	696.44	673.99	696.44	696.44				696.44	696.44

Financial Institution	FY2008												Year To Date				
	Oct	Nov	Dec	Jan	Feb	Mar	Apr	May	Jun	Jul	Aug	Sep					
Blanco National Bank													Blanco National Bank				
Certificate of Deposits ... held at face value													Certificate of Deposits ... held at face value				
Amount of Investment	1,600,000	1,600,000	1,600,000	1,600,000	1,600,000	1,700,000	1,700,000	1,700,000	1,700,000	1,700,000	1,700,000	1,700,000	1,700,000	1,700,000	1,700,000	1,700,000	1,700,000
Average Interest Rate	5.5531	5.4875	5.4656	5.2313	5.1219	4.9382	4.8206	4.5559	4.5559	4.4235	4.2912	4.1588				4.1588	4.1588
Earned Interest	7,331.57	7,546.16	7,216.49	7,427.24	7,085.44	6,534.39	7,129.97	6,735.65	6,577.93	6,365.77	6,386.84	6,195.75				6,195.75	6,195.75
Security State Bank & Trust													Security State Bank & Trust				
Certificate of Deposits ... held at face value													Certificate of Deposits ... held at face value				
Amount of Investment	300,000	300,000	800,000	800,000	800,000	300,000	800,000	800,000	800,000	800,000	800,000	800,000	800,000	800,000	800,000	800,000	800,000
Average Interest Rate	5.4483	5.4483	5.0863	4.6288	3.4463	3.9283	3.6963	3.0375	3.0375	3.0375	3.0375	3.0375	3.0375	3.0375	3.0375	3.0375	3.0375
Earned Interest	1,343.43	1,388.20	1,343.43	3,288.46	3,050.05	2,293.02	1,000.92	2,201.52	2,051.10	1,984.94	2,051.10	2,051.10				2,051.10	2,051.10

GILLESPIE COUNTY TEXAS

Investment Performance Summary
Certificate of Deposits

Financial Institution	FY2007												Year To Date	
	Oct	Nov	Dec	Jan	Feb	Mar	Apr	May	Jun	Jul	Aug	Sep		
Blanco National Bank													Blanco National Bank	
Certificate of Deposits ... held at face value													Certificate of Deposits ... held at face value	
Amount of Investment	1,300,000	1,400,000	1,400,000	1,600,000	1,600,000	1,600,000	1,600,000	1,600,000	1,600,000	1,600,000	1,600,000	1,600,000	1,541,667	Average Investment
Average Interest Rate	5.1615	5.3143	5.3679	5.4563	5.5000	5.5313	5.5563	5.5655	5.5875	5.5875	5.5813	5.5750	5.4820	Average Interest Rate
Earned Interest	5,404.13	5,698.91	6,115.12	6,382.63	7,352.09	6,813.15	7,516.46	7,306.91	7,592.89	7,348.01	7,592.89	7,584.39	82,707.58	Earned Interest
Security State Bank & Trust													Security State Bank & Trust	
Certificate of Deposits ... held at face value													Certificate of Deposits ... held at face value	
Amount of Investment	200,000	200,000	200,000	200,000	300,000	300,000	300,000	300,000	300,000	300,000	300,000	300,000	266,667	Average Investment
Average Interest Rate	5.0950	5.0950	5.0950	5.0950	5.4167	5.4167	5.4167	5.4483	5.4483	5.4483	5.4483	5.4483	5.3226	Average Interest Rate
Earned Interest	837.54	865.46	837.54	865.46	865.46	1,246.58	1,380.15	1,335.62	1,388.20	1,343.43	1,388.20	1,388.20	13,741.84	Earned Interest

Financial Institution	FY2006												Year To Date	
	Oct	Nov	Dec	Jan	Feb	Mar	Apr	May	Jun	Jul	Aug	Sep		
Blanco National Bank													Blanco National Bank	
Certificate of Deposits ... held at face value													Certificate of Deposits ... held at face value	
Amount of Investment	1,200,000	1,200,000	1,200,000	1,200,000	1,200,000	1,200,000	1,300,000	1,300,000	1,300,000	1,300,000	1,300,000	1,300,000	1,250,000	Average Investment
Average Interest Rate	3.0933	3.2767	3.6058	4.0142	4.1808	4.3290	4.3885	4.6731	4.6731	4.8080	4.9385	5.0680	4.2541	Average Interest Rate
Earned Interest	3,050.96	3,339.50	3,556.44	3,883.06	4,091.15	3,848.66	4,412.19	4,689.04	4,726.43	4,993.12	5,308.21	5,455.61	51,354.37	Earned Interest
Security State Bank & Trust													Security State Bank & Trust	
Certificate of Deposits ... held at face value													Certificate of Deposits ... held at face value	
Amount of Investment	100,000	100,000	100,000	100,000	100,000	100,000	100,000	200,000	200,000	200,000	200,000	200,000	141,667	Average Investment
Average Interest Rate	3.0000	3.0000	3.0000	3.0000	5.0000	5.0000	5.0000	5.0950	5.0950	5.0950	5.0950	5.0950	4.3729	Average Interest Rate
Earned Interest	246.58	254.80	246.58	254.80	254.80	383.56	424.66	410.96	865.46	837.54	865.46	865.46	5,910.66	Earned Interest


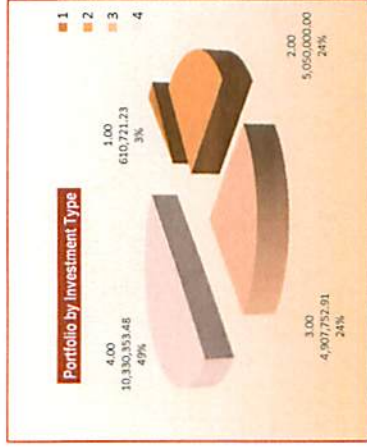
Financial Institution	FY2005												Year To Date	
	Oct	Nov	Dec	Jan	Feb	Mar	Apr	May	Jun	Jul	Aug	Sep		
Blanco National Bank													Blanco National Bank	
Certificate of Deposits ... held at face value													Certificate of Deposits ... held at face value	
Amount of Investment	1,200,000	1,200,000	1,200,000	1,200,000	1,200,000	1,200,000	1,200,000	1,200,000	1,200,000	1,200,000	1,200,000	1,200,000	1,200,000	Average Investment
Average Interest Rate	1.8470	1.8600	1.8808	1.8808	2.0558	2.1558	2.2742	2.2742	2.5408	2.6575	2.8017	2.9267	2.2629	Average Interest Rate
Earned Interest	1,814.02	1,895.70	1,855.10	1,916.93	2,095.26	1,984.55	2,288.18	2,243.02	2,583.80	2,626.85	2,855.39	2,985.79	25,049.33	Earned Interest
Security State Bank & Trust													Security State Bank & Trust	
Certificate of Deposits ... held at face value													Certificate of Deposits ... held at face value	
Amount of Investment					100,000	100,000	100,000	100,000	100,000	100,000	100,000	100,000	100,000	Average Investment
Average Interest Rate					3.0000	3.0000	3.0000	3.0000	3.0000	3.0000	3.0000	3.0000	3.0000	Average Interest Rate
Earned Interest					0.00	230.14	230.14	246.58	254.80	246.58	254.80	254.80	1,717.84	Earned Interest

GILLESPIE COUNTY, TEXAS

Portfolio Asset Summary By Investment Type

As of April 30, 2015
Of Funds Managed By County Treasurer Office

Financial Institution Account / Investment Type	Cash Balances As Of April 30, 2015
Security State Bank & Trust County Depository	
Checking Accounts	
General ... multi-fund account	279.84
COB 2001, GOB Series 2010 Interest & Sinking	31,713.33
County Attorney Hot Check Fund	15,765.34
Appellate Judicial	1,017.96
Justice of Peace No 1	35,995.31
Justice of Peace No 2	26,181.50
County Clerk Operating	38,833.33
District Clerk Operating	63,698.83
GOB Series 2013 ... Jail Project	1.00
GOB Series 2013 ... Interest & Sinking	397,234.99
	610,721.23
Sweep Accounts	
General Sweep Account ... multi-fund account	10,128,198.81
GOB Series 2013 Sweep Account ... Jail Project	202,154.67
	10,330,353.48
Certificate of Deposit - General Fund (10)	
0.35% per annum, paid monthly .. maturity 02.11.2016	100,000.00
0.35% per annum, paid monthly .. maturity 05.02.2015	100,000.00
0.35% per annum, paid monthly .. maturity 02.28.2016	100,000.00
0.35% per annum, paid monthly .. maturity 10.29.2015	100,000.00
0.35% per annum, paid monthly .. maturity 03.04.2016	250,000.00
0.35% per annum, paid monthly .. maturity 04.01.2016	500,000.00
0.35% per annum, paid monthly .. maturity 07.01.2015	500,000.00
0.35% per annum, paid monthly .. maturity 10.01.2015	500,000.00
0.35% per annum, paid monthly .. maturity 01.01.2016	500,000.00
	2,650,000.00
	13,591,074.71
TexPool Investment Service for Public Funds	
Investment Pool	
General ... multi-fund account	3,483,923.95
Interest & Sinking	709.89
District Clerk Holding in Trust	519,129.35
County Clerk Holding in Trust	120,510.75
GOB Series 2013 ... Jail Project	101,017.07
	4,225,291.11
	4,226,281.11



GILLESPIE COUNTY, TEXAS

Portfolio Asset Summary vs. Security Holdings
As of April 30, 2015

For Funds Held by the County Treasurer and All Fee Offices

Financial Institution Account / Investment Type	Cash Balances as of April 30, 2015		Financial Institution Pledge / Security Holdings
Security State Bank & Trust County Depository	Account Balances		Pledge / Security Holdings
County Treasurer Managed Accounts			
Checking Accounts			
General Checking ... multi-fund account	279.64		
COB Series 2001, GORefunding 2010 Interest & Sinking	31,713.33		
County Attorney Hot Check Fund	15,765.34		
Appellate Judicial	1,017.96		
Justice of Peace No 1	35,995.31		
Justice of Peace No 2	26,181.50		
County Clerk Operating	38,833.33		
District Clerk Operating	63,698.83		
GOB Series 2013 ... Jail Project	1.00		
GOB Series 2013 ... Interest & Sinking	397,234.99	610,721.23	
Sweep Account			
General Sweep Account ... multi-fund account	10,128,198.81		
GOB Series 2013 Sweep Account ... Jail Project	202,154.67	10,330,353.48	
County Treasurer Managed Investments			
Certificates of Deposit .. General Fund (10.)			
0.35% per annum, paid monthly .. maturity 02.11.2016	100,000.00		
0.35% per annum, paid monthly .. maturity 05.02.2015	100,000.00		
0.35% per annum, paid monthly .. maturity 02.28.2016	100,000.00		
0.35% per annum, paid monthly .. maturity 10.29.2015	100,000.00		
0.35% per annum, paid monthly .. maturity 03.04.2016	250,000.00		
0.35% per annum, paid monthly .. maturity 04.01.2016	500,000.00		
0.35% per annum, paid monthly .. maturity 07.01.2015	500,000.00		
0.35% per annum, paid monthly .. maturity 10.01.2015	500,000.00		
0.35% per annum, paid monthly .. maturity 01.01.2016	500,000.00	2,650,000.00	

GILLESPIE COUNTY, TEXAS

Portfolio Asset Summary vs. Security Holdings
As of April 30, 2015

For Funds Held by the County Treasurer and All Fee Offices

Financial Institution Account / Investment Type	Cash Balances as of April 30, 2015	Financial Institution Pledge / Security Holdings
Security State Bank & Trust County Depository		
Tax Assessor-Collector Managed Accounts		
Checking Accounts		Pledge / Security Holdings
TA-C Operating Account	41,321.55	
TXP&WL	2,993.68	
MVD	129,117.51	
MVD Sales Tax	263,886.92	
City of Fredericksburg Ad Valorem	3,335.58	
MVD Title	2,438.38	
Road & Bridge Fee	10,304.48	
Fredericksburg ISD Ad Valorem	53,572.94	
Escrow (Ad Valorem Property)	8,613.63	
VIT (Vehicle Inventory Tax) Escrow	16,198.35	
Harper ISD Ad Valorem	17,755.03	
Gillespie County WCID Ad Valorem	13.41	
Dess CCSD Ad Valorem	0.00	
Stonewall WCID Ad Valorem	367.92	
Hill Country Underground WCD Ad Valorem	614.16	
Gillespie County Ad Valorem	24,982.82	575,517.36
County Clerk Managed Account		
Checking Account		
County Clerk Escrow	33,642.58	33,642.58
Sheriff Managed Account		
Checking Account		
Sheriff Bail Bond Account	48,650.00	
Sheriff Inmate	190.00	
Sheriff Commissary	0.00	48,840.00
District Clerk Managed Account		
Checking Account		
District Clerk Trust	97,234.56	97,234.56
	14,346,309.21	21,714,940.13
		20,060,996.57 SSB&T Pledged Securities, par value / current face
		20,669,059.10 SSB&T Pledged Securities, book value
		21,214,940.13 SSB&T Pledged Securities, fair market value
		250,000.00 FDIC Coverage / Demand Deposits @ SSB&T
		250,000.00 FDIC Coverage / Time Deposits @ SSB&T

GILLESPIE COUNTY, TEXAS

Portfolio Asset Summary vs. Security Holdings
As of April 30, 2015

For Funds Held by the County Treasurer and All Fee Offices

Financial Institution Account / Investment Type	Cash Balances as of April 30, 2015	Financial Institution Pledge / Security Holdings
TexPool		
Investment Service for Public Funds		
County Treasurer Managed Investments		
Investment Pool Accounts		
General ... multi-fund account	3,483,923.95	
Interest & Sinking - COB Series 2001/GOB Series 2010	709.99	
District Clerk Holding	519,129.35	
County Clerk Holding	120,510.75	
GOB Series 2013 ... Jail Project	101,017.07	
	4,225,291.11	4,225,291.11
Net Asset Value ... TexPool seeks to maintain a net asset value of \$1.00 (+/- 0.005 allowable) and is designed to be used for investments of funds which may be needed at any time. April 30, 2015, net asset value 1.00005		

Financial Institution Account / Investment Type	Cash Balances as of April 30, 2015	Financial Institution Pledge / Security Holdings
Texas Class		
Investment Service for Public Funds		
County Treasurer Managed Investments		
Investment Pool Account		
GOB Series 2013 ... Jail Project	682,461.80	682,461.80
	682,461.80	682,461.80
Net Asset Value ... Texas Class seeks to maintain a net asset value of \$1.00 (+/- 0.005 allowable) and is designed to be used for investments of funds which may be needed at any time. April 30, 2015, net asset value 1.00		

GILLESPIE COUNTY, TEXAS

Portfolio Asset Summary vs. Security Holdings
As of April 30, 2015

For Funds Held by the County Treasurer and All Fee Offices

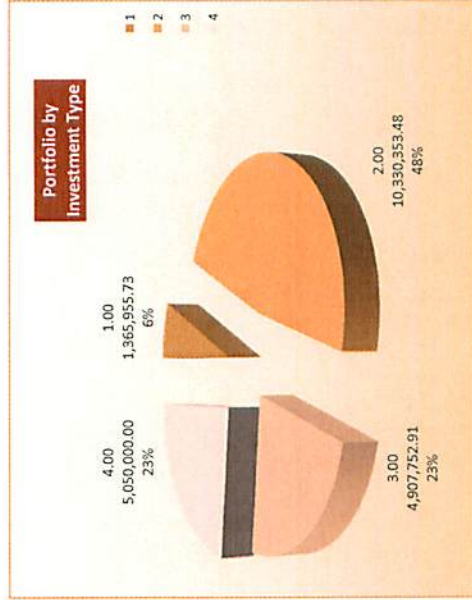
Financial Institution Account / Investment Type	Cash Balances as of April 30, 2015			Financial Institution Pledge / Security Holdings
Blanco National Bank	Account Balances			Pledge / Security Holdings
County Treasurer Managed Investments				
Certificates of Deposit - General Fund (10.)				
0.45% per annum, paid monthly .. maturity 11.07.2015	100,000.00			
0.45% per annum, paid monthly .. maturity 02.11.2016	100,000.00			
0.45% per annum, paid monthly .. maturity 01.02.2016	100,000.00			
0.45% per annum, paid monthly .. maturity 07.19.2015	100,000.00			
0.45% per annum, paid monthly .. maturity 03.07.2016	100,000.00			
0.45% per annum, paid monthly .. maturity 09.07.2015	100,000.00			
0.45% per annum, paid monthly .. maturity 10.07.2015	100,000.00			
0.45% per annum, paid monthly .. maturity 05.28.2015	100,000.00			
0.45% per annum, paid monthly .. maturity 05.28.2015	100,000.00			
0.45% per annum, paid monthly .. maturity 08.02.2015	100,000.00			
0.45% per annum, paid monthly .. maturity 11.02.2015	100,000.00			
0.45% per annum, paid monthly .. maturity 12.02.2015	100,000.00			
0.45% per annum, paid monthly .. maturity 04.18.2016	100,000.00			
0.45% per annum, paid monthly .. maturity 11.22.2015	100,000.00			
0.45% per annum, paid monthly .. maturity 01.30.2016	100,000.00			
0.45% per annum, paid monthly .. maturity 01.30.2016	100,000.00			
0.45% per annum, paid monthly .. maturity 03.05.2016	100,000.00			
0.45% per annum, paid monthly .. maturity 04.01.2016	100,000.00			
0.45% per annum, paid monthly .. maturity 12.01.2015	100,000.00			
0.45% per annum, paid monthly .. maturity 04.01.2016	100,000.00			
0.45% per annum, paid monthly .. maturity 04.01.2016	100,000.00			3,307,271.63 BNB Pledged Securities. par value
0.45% per annum, paid monthly .. maturity 04.15.2016	100,000.00			3,537,660.53 BNB Pledged Securities. book value
0.45% per annum, paid monthly .. maturity 06.01.2015	100,000.00			3,599,007.60 BNB Pledged Securities. fair market value
0.45% per annum, paid monthly .. maturity 06.15.2015	100,000.00	2,400,000.00	2,400,000.00	250,000.00 FDIC Coverage @ BNB
			3,849,007.60	

GILLESPIE COUNTY, TEXAS

Portfolio Asset Summary vs. Security Holdings
As of April 30, 2015

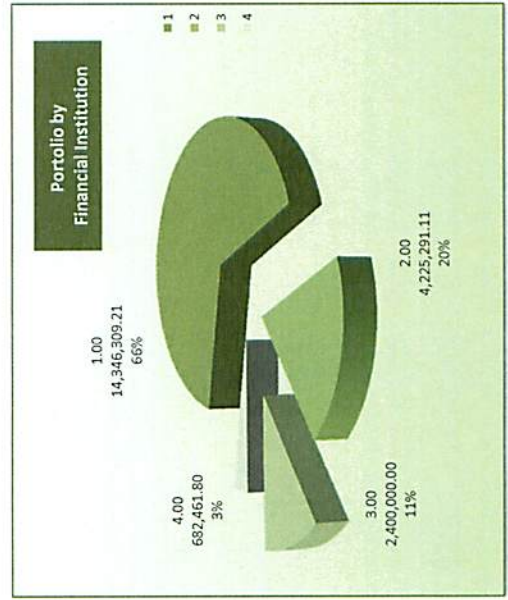
For Funds Held by the County Treasurer and All Fee Offices

Financial Institution Account / Investment Type	Cash Balances as of April 30, 2015	As Of April 30, 2015	As Of April 30, 2015	Financial Institution Pledge / Security Holdings
Total Assets		21,654,062.12	30,471,700.64	Total Securities



Portfolio by Investment Type
As of April 30, 2015

1	1,365,955.73	Checking Accounts
2	10,330,353.48	Sweep Accounts
3	4,907,752.91	Investment Pools
4	5,050,000.00	Certificates of Deposit
	21,654,062.12	Total



Portfolio by Financial Institution
As of April 30, 2015

1	14,346,309.21	Security State Bank & Trust
2	4,225,291.11	TexPool
3	2,400,000.00	Bianco National Bank
4	682,461.80	Texas Class
	21,654,062.12	Total

GILLESPIE COUNTY, TEXAS
Portfolio Asset Summary vs. Security Holdings
As of April 30, 2015
For Funds Held by the County Treasurer and All Fee Offices

Financial Institution Account / Investment Type	Cash Balances as of April 30, 2015
	Financial Institution Pledge / Security Holdings

Financial Institution Account / Investment Type	Cash Balances as of April 30, 2015
Deposit and Investment	
Risk Disclosure	
<p>General Statement ... The County continues to take a conservative approach to investment of county funds. Investment strategies are built on cash flow versus fund name. County funds are predominantly invested in TexPool ... an investment service for public funds ... and certificate of deposits. Depository interest-bearing checking accounts are used more as clearing accounts than a type of investment.</p> <p>The General Checking Account (multi-fund account) ... interest-bearing, with a one dollar (\$1.00) threshold ... is attached to a sweep account with a \$25,000.00 required minimum balance. This holds the same for the GOB Series 2013 Account ... it is interest-bearing, with a one dollar (\$1.00) threshold ... and is attached to a sweep account with a \$25,000.00 required minimum balance.</p> <p>Custodial Risk ... All deposits/investments with any banking institution are collateralized over 100%, all collateral (exclusive FDIC coverage) is placed with a third party that is not a depository of the County, and collateral is pledged to Gillespie County.</p> <p>Interest Rate Risk ... The County does not have a formal investment policy that limits investment maturities as a means of managing its exposure to fair value losses arising from changing interest rates.</p> <p>At April 30, 2015, the County had no investments other than those in an investment pool that would be effected.</p> <p>Certificates of Deposit are normally held at one year maturities and maturity dates are staggered.</p> <p>Occasionally CD's are originally invested for periods of less or over a year to optimize a staggered portfolio. CD's are held at face values with interests paid to the County monthly.</p> <p>Credit Risk ... <u>At April 30, 2015, the County has no investments</u> in commercial paper, corporate bonds, mutual funds.</p> <p>At April 30, 2015, TexPool was rated AAAm by Standard & Poor's.</p> <p>At April 30, 2015, Texas Class was rated AAAm by Standard & Poor's.</p> <p>Concentration of Credit Risk ... The County does not place any limit on the amount the County may invest with any type of investment or issuer. However, considering the current economy the County has kept lower concentrations in any one issuer.</p> <p>At April 30, 2015, the County had its assets/investments invested by investment type</p>	<p>22.6644 % in investment pools</p> <p>23.3213 % in certificate of deposit(s)</p> <p>6.3081 % in checking, money market, passbook accounts</p> <p>47.7063 % in sweep accounts</p> <p>At April 30, 2015, the County had its assets/investments invested by issuer</p> <p>19.5127 % in TexPool</p> <p>66.2523 % in Security State Bank & Trust</p> <p>11.0834 % in Blanco National Bank</p> <p>3.1517 % in Texas Class</p>

FY2014-2015
Gillespie County, Texas
County Treasurer Monthly Financial Statement
Of Funds Managed by County Treasurer



For the Period Ended April 30, 2015

Laura Lundquist, C.C.T., C.I.O.
Gillespie County Treasurer

Maintenance & Operating, COB/GOB, Special Revenue, Special Revenue..Grants, Trust and Agency						
Month	03.31.2015					04.30.2015
To Date	Cash Balance	Receipts	Disbursements	Allocations	Adjustments	Cash Balance
M&O	17,457,599.79	575,646.35	1,820,706.02			16,212,540.12
COB ... GOB Operating	1,521,550.31	200.75	537,466.52			984,284.54
COB ... GOB I&S	412,617.06	17,041.25				429,658.31
Special Revenue	1,768,100.76	92,131.74	272,280.17			1,587,952.33
Special Revenue ... Grants	75,733.11					75,733.11
Trust and Agency	680,268.20	136,642.49	243,406.50			573,504.19
Totals	21,915,869.23	821,662.58	2,873,859.21	0.00	0.00	19,863,672.60

Clerks of the Courts Trust Funds						
Month	03.31.2015					04.30.2015
To Date	Cash Balance	Receipts	Disbursements	Allocations	Adjustments	Cash Balance
M&O	10,671,669.71	14,105,371.25	8,564,500.84			16,212,540.12
COB ... GOB Operating	5,249,856.00	21,154.26	4,286,725.72			984,284.54
COB ... GOB I&S	217,647.17	1,156,506.14	944,495.00			429,658.31
Special Revenue	1,574,226.08	537,942.31	524,216.06			1,587,952.33
Special Revenue ... Grants	75,733.11					75,733.11
Trust and Agency	676,464.93	933,291.34	1,036,252.08			573,504.19
Totals	18,465,597.00	16,754,265.30	15,356,189.70	0.00	0.00	19,863,672.60

Clerks of the Courts Trust Funds						
Month	03.31.2015					04.30.2015
To Date	Cash Balance	Receipts	Disbursements	Allocations	Adjustments	Cash Balance
District Clerk Trust	519,107.01	22.34				519,129.35
County Clerk Trust	120,505.52	5.23				120,510.75
Totals	639,612.53	27.57	0.00	0.00	0.00	639,640.10

Clerks of the Courts Trust Funds						
Month	09.30.2014					04.30.2015
To Date	Cash Balance	Receipts	Disbursements	Allocations	Adjustments	Cash Balance
District Clerk Trust	519,956.80	124.02	951.47			519,129.35
County Clerk Trust	120,482.05	28.70				120,510.75
Totals	640,438.85	152.72	951.47	0.00	0.00	639,640.10

Respectfully submitted,



 Laura Lundquist, C.C.T., C.I.O.
 Gillespie County Treasurer

The State of Texas, County of Gillespie

Before me, the undersigned authority, this day personally appeared Laura Lundquist, County Treasurer, to me well known, who, being duly sworn, disposes and says that the above and foregoing report is true and correct.

Witness my hand and seal of this office, this _____ day of _____, _____ A.D.

 Mary Lynn Rusche, County Clerk
 County of Gillespie, State of Texas

Compared, examined, and accepted in open Commissioners Court this _____ day of _____, _____ A.D.

 Mark Stroehrer, County Judge

 Curtis Cameron, Commissioner Pct No 1

 William A. Roeder, Commissioner Pct No 2

 Calvin Ransleben, Commissioner Pct No 3

 Donald W. Schuch, Commissioner Pct No 4