



FY2014-2015

GILLESPIE COUNTY, TEXAS

COUNTY TREASURER MONTHLY FINANCIAL REPORT

For The Period Ended

March 31, 2015

Unaudited

LAURA LUNDQUIST, C.C.T., C.I.O.

GILLESPIE COUNTY TREASURER

1. Cash/Investment Balances All Funds
For Period Ended March 31, 2015
2. Statement of Receipts, Disbursements, Electronic Funds Transfers, Payroll,
Interfund Allocations, Adjustments, and Investments All Funds
Month to Date by Fund
3. Statement of Receipts, Disbursements, Electronic Funds Transfers, Payroll,
Interfund Allocations, Adjustments, and Investments All Funds
Fiscal Year to Date by Fund
4. Statement of Maintenance & Operating Funds
FY2005 through March 31, 2015
General Fund
Road & Bridge Funds ... County Wide, Precinct No 1, Precinct No 2, Precinct No 3, Precinct No 4
5. Fund Cash/Investment Balance Comparison by Fiscal Year by Fund
Active and Inactive Funds
FY2004 through March 31, 2015
6. Overall Cash/Investment Balance Comparison by Month
FY1985 through March 31, 2015
7. County Sales Tax ... Effective January 01, 1988
Allocation Summary of Sales Tax Receipts
1988 through March 31, 2015

Statement of Repayment of Erroneous Receipt of Sales Tax
1997 through March 31, 2015 ... 20 Year Payout; Final Payment FY2016
8. Hotel Occupancy Tax (HOT) ... Effective January 01, 2007
Summary of HOT Receipts and Expenditures
For the Period of January 01, 2007 through March 31, 2015
9. Certificates of Obligation Bonds ... Interest & Sinking
Statement of Bond Redemptions & Interest Payment Schedule
GO Refunding Bonds, Series 2010 ... Refunding of COB Series 2001, Post Office & Clinic
Building Properties



10. General Obligation Bonds ... Interest & Sinking
Statement of Bond Redemptions & Interest Payment Schedule
GOB Series 2013, Jail Construction Project
11. Lease / Purchase Finance ... Capital Equipment
Statement of Principal & Interest Payment Schedule
Road & Bridge Departments – Contract No 6451, December.2013
Countywide
Precinct No 1
Precinct No 2
Precinct No 3
Precinct No 4
12. Public Property Finance ... Law Enforcement Radio System Upgrade
Statement of Principal & Interest Payment Schedule
Sheriff Office --- Contract No 6774, October.2014
13. District Clerk Trust Funds ... Statement of Holding in Trust Funds ... As Managed by County Treasurer
As of March 31, 2015
14. County Clerk Trust Funds ... Statement of Holding in Trust Funds ... As Managed by County Treasurer
As of March 31, 2015
15. Investment Performance Summary ... Certificate(s) of Deposit
As of March 31, 2015
16. County Treasurer Portfolio Asset Summary by Investment Type
As of March 31, 2015
17. County Portfolio Asset Summary vs. Security Holdings
As of March 31, 2015
18. Detailed Listing of Receipts to All Funds
For March.2015
19. Detailed Listing of Disbursements from All Funds
For March.2015
20. Detailed Listing of Electronic Funds Transfers from All Funds
For March.2015
21. Detailed Listing of Interfund Allocations to/from All Funds
For March.2015
22. Detailed Listing of Payroll Distribution All Funds
For March.2015
23. Financial Summary Recap ... Affidavit
As of March 31, 2015

FY2014-2015
 GILLESPIE COUNTY, TEXAS

CASH / INVESTMENT BALANCES
 OF ALL FUNDS MANAGED BY COUNTY TREASURER

For Period Ended March 31, 2015

FUNDS LISTING BY CATEGORY

GENERAL and ROAD & BRIDGE FUNDS

Maintenance & Operating Funds

General Fund	14,973,985.32
Road & Bridge Funds ...	
County Wide	1,747,485.59
Precinct No 1	180,002.50
Precinct No 2	247,277.83
Precinct No 3	110,566.84
Precinct No 4	<u>198,281.71</u>
Sub-total Road & Bridge Funds	2,483,614.47

CASH and INVESTMENTS

17,457,599.79

SPECIAL REVENUE FUNDS

Law Library	10,284.91
Lateral Road ...	
Precinct No 1	6,633.18
Precinct No 2	6,633.18
Precinct No 3	6,633.18
Precinct No 4	6,633.18
Sub-total Lateral Road Funds	26,532.72
Probate	27,975.03
Court Reporter Service	1,562.72
County Records Management	87,450.19
County Clerk Records Management	105,427.87
Sheriff Forfeiture	21,734.59
Sheriff Abandoned Vehicle	1,200.36
Sheriff Equitable Sharing	1,200.82
Justice Court Bldg Security	28,406.54
Courthouse Security	1,887.50
District Clerk Records Management	6,226.24
County & District Court Technology	14,963.88
Occupancy Tax	546,535.18
Pretrial Intervention	123,025.71
Justice Court Technology	107,626.17
Airport Operating	636,034.12
LEOSE Training--Sheriff	5,116.28
LEOSE Training--Constable No 1	8,038.15
LEOSE Training--Constable No 2	6,765.03
Tax Assessor - M V I	<u>106.75</u>

1,768,100.76

SPECIAL REVENUE FUNDS ... GRANTS

Grants ... General, Energy Efficiency	0.00
Grants ... Law Enforcement, Emergency Services P25 Compliant Radio	75,248.14
PML Loan Star Library	258.39
PML PAC-Pug	211.40
Airport Capital Project Grant	<u>15.18</u>

75,733.11

**FY2014-2015
 GILLESPIE COUNTY, TEXAS
 CASH / INVESTMENT BALANCES
 OF ALL FUNDS MANAGED BY COUNTY TREASURER**

For Period Ended March 31, 2015

CERTIFICATES OF OBLIGATION BONDS and GENERAL OBLIGATION BONDS			
...			
Operating Accounts			
GOB Series 2013 ... Jail Project	<u>1,521,550.31</u>	<u>1,521,550.31</u>	
CERTIFICATES OF OBLIGATION BONDS and GENERAL OBLIGATION BONDS			
...			
Interest & Sinking Accounts			
COB Series 2001/GOB Refunding Series 2010 ... Interest & Sinking	29,944.45		
GOB Series 2013 ... Interest & Sinking	<u>382,672.61</u>	<u>412,617.06</u>	
TRUST and AGENCY FUNDS			
Criminal Justice	58,022.30		
Waste Water (State Fee)	600.00		
County Attorney Hot Check	13,048.61		
McDermott (PML)	142,309.74		
Breiten (PML)	213,813.31		
Justice Of The Peace No. 1	38,636.26		
Justice Of The Peace No. 2	30,481.94		
Appellate Judicial System	621.28		
Alternative Dispute Resolution	442.91		
Unclaimed Monies	54,211.45		
County Clerk Operating	45,500.54		
District Clerk Operating	82,579.86		
Light Up The Block	<u>0.00</u>	<u>680,268.20</u>	<u>21,915,869.23</u>
FUNDS PENDING RELEASE			
Check(s) pending release	0.00		
EFT(s) pending release	<u>0.00</u>	<u>0.00</u>	<u>0.00</u>
CHANGE FUNDS			
General Fund (F.10) ... cash provider to various offices	3,000.00		
Sheriff Seizure Fund (F.30)	1,950.00		
County Attorney Hot Check Fund (F.80)	<u>50.00</u>	<u>5,000.00</u>	<u>5,000.00</u>

FY2014-2015
 GILLESPIE COUNTY, TEXAS

CASH / INVESTMENT BALANCES
 OF ALL FUNDS MANAGED BY COUNTY TREASURER

For Period Ended March 31, 2015

UNALLOCATED MONIES				
Checking Accounts				
Justice of Peace No 1 Checking ... credit card payment pending	110.00			
Justice of Peace No 2 Checking ... unaccountable funds from 02.28.1999 ... date check book was turned over to County Treasurer	(98.56)			
Justice of Peace No 2 Checking ... credit card payment pending	508.10			
District Clerk Checking ... credit card e-file payments pending	0.00			
County Clerk Checking ... PP pending	431.00		<u>950.54</u>	
Investment Pools ... Investment Service For Public Funds				
TexPool ... General	0.00			
TexPool ... COB Series 2001/GOB Series 2010 Interest & Sinking	0.00			
TexPool ... GOB Series 2013 Jail Project	0.00			
Texas Class ... GOB Series 2013 Jail Project	<u>0.00</u>		<u>0.00</u>	
Other Unallocated Funds				
none reported	<u>0.00</u>		<u>0.00</u>	<u>950.54</u>
				21,921,819.77

**FY2014-2015
 GILLESPIE COUNTY, TEXAS
 CASH / INVESTMENT BALANCES
 OF ALL FUNDS MANAGED BY COUNTY TREASURER
 For Period Ended March 31, 2015**

CHECKING and INVESTMENT ACCOUNTS

CHECKING ACCOUNTS

GENERAL OPERATING ... Interest Bearing Checking	59.37	
Cash On Hand	0.00	
Deposit In Process	143.02	
Deposit In Process	107.00	
Online Transfer	0.00	
Online Transfer	0.00	
Outstanding Financial Checks	(98,253.29)	
Outstanding Payroll Checks	(2,989.17)	
Check(s) pending release	0.00	(100,933.07)
GENERAL OPERATING ... Interest Bearing Sweep Account		
Sweep of General Operating Checking	<u>11,337,992.52</u>	<u>11,337,992.52</u>
COB Series 2001 / GORefunding Series 2010 INTEREST & SINKING Checking	29,234.46	
Cash On Hand	0.00	
Online Transfer	0.00	
Online Transfer	0.00	
Outstanding Checks	<u>0.00</u>	<u>29,234.46</u>
COUNTY ATTORNEY HOT CHECK ... Interest Bearing Checking	13,329.14	
Cash On Hand	0.00	
Deposit In Process	0.00	
Deposit In Process	0.00	
Outstanding Checks	(280.53)	<u>13,048.61</u>
APPELLATE JUDICIAL ... Interest Bearing Checking	621.28	
Cash On Hand	0.00	
Deposit In Process	0.00	
Online Transfer	0.00	
Online Transfer	0.00	
Outstanding Checks	<u>0.00</u>	<u>621.28</u>
JUSTICE OF THE PEACE No 1 ... Interest Bearing Checking	39,702.11	
Cash On Hand	0.00	
Deposit In Process	110.00	
Deposit In Process	0.00	
Outstanding Checks	(1,065.85)	<u>38,746.26</u>
JUSTICE OF THE PEACE No 2 ... Interest Bearing Checking	31,528.33	
Cash On Hand	0.00	
Deposit In Process	867.54	
Deposit In Process	0.00	
Outstanding Checks	(1,504.39)	<u>30,891.48</u>

FY2014-2015
 GILLESPIE COUNTY, TEXAS

CASH / INVESTMENT BALANCES
 OF ALL FUNDS MANAGED BY COUNTY TREASURER

For Period Ended March 31, 2015

CHECKING ACCOUNTS ... Continued

COUNTY CLERK ... Interest Bearing Checking	45,698.27		
Cash On Hand	0.00		
Deposit In Process	1,042.50		
Deposit In Process	100.10		
Deposit In Process	308.00		
Deposit In Process	0.00		
Outstanding Checks ... checks outstanding prior to 10.01.2009	(108.50)		
Outstanding Checks ... outstanding checks post 09.30.2009	(1,108.83)		<u>45,931.54</u>
DISTRICT CLERK ... Interest Bearing Checking	92,494.40		
Cash On Hand	0.00		
Deposit In Process	348.50		
Deposit In Process	0.00		
Outstanding Checks ... checks outstanding prior to 10.01.2009	(4,361.86)		
Outstanding Checks ... outstanding checks post 09.30.2009	(5,901.18)		<u>82,579.86</u>
GOB SERIES 2013 - Jail Project ... Interest Bearing Checking	1.00		
Cash On Hand	0.00		
Online Transfer	0.00		
Deposit In Process	0.00		
Outstanding Checks	(35,723.77)		<u>(35,722.77)</u>
GOB SERIES 2013 - Jail Project ... Interest Bearing Sweep Account			
Sweep of GOB 2013 Jail Project Checking	<u>773,874.68</u>		<u>773,874.68</u>
GOB SERIES 2013 - Interest & Sinking ... Interest Bearing Checking	382,672.61		
Cash On Hand	0.00		
Online Transfer	0.00		
Online Transfer	0.00		
Online Transfer	0.00		
Outstanding Checks	<u>0.00</u>	<u>382,672.61</u>	<u>12,598,937.46</u>

FY2014-2015
 GILLESPIE COUNTY, TEXAS

CASH / INVESTMENT BALANCES
 OF ALL FUNDS MANAGED BY COUNTY TREASURER

For Period Ended March 31, 2015

TIME CERTIFICATE OF DEPOSIT(s)

All General Fund (10.) Investments

Blanco National Bank

BNB CD .. 0.45%	per annum, paid monthly .. 11.07.2015 maturity	100,000.00	
BNB CD .. 0.45%	per annum, paid monthly .. 02.11.2016 maturity	100,000.00	
BNB CD .. 0.45%	per annum, paid monthly .. 01.02.2016 maturity	100,000.00	
BNB CD .. 0.45%	per annum, paid monthly .. 07.19.2015 maturity	100,000.00	
BNB CD .. 0.45%	per annum, paid monthly .. 03.07.2016 maturity	100,000.00	
BNB CD .. 0.45%	per annum, paid monthly .. 09.07.2015 maturity	100,000.00	
BNB CD .. 0.45%	per annum, paid monthly .. 10.07.2015 maturity	100,000.00	
BNB CD .. 0.45%	per annum, paid monthly .. 05.28.2015 maturity	100,000.00	
BNB CD .. 0.45%	per annum, paid monthly .. 05.28.2015 maturity	100,000.00	
BNB CD .. 0.45%	per annum, paid monthly .. 08.02.2015 maturity	100,000.00	
BNB CD .. 0.45%	per annum, paid monthly .. 11.02.2015 maturity	100,000.00	
BNB CD .. 0.45%	per annum, paid monthly .. 12.02.2015 maturity	100,000.00	
BNB CD .. 0.45%	per annum, paid monthly .. 04.18.2015 maturity	100,000.00	
BNB CD .. 0.45%	per annum, paid monthly .. 11.22.2015 maturity	100,000.00	
BNB CD .. 0.45%	per annum, paid monthly .. 01.30.2016 maturity	100,000.00	
BNB CD .. 0.45%	per annum, paid monthly .. 01.30.2016 maturity	100,000.00	
BNB CD .. 0.45%	per annum, paid monthly .. 03.05.2016 maturity	100,000.00	
BNB CD .. 0.45%	per annum, paid monthly .. 04.01.2015 maturity	100,000.00	
BNB CD .. 0.45%	per annum, paid monthly .. 12.01.2015 maturity	100,000.00	
BNB CD .. 0.45%	per annum, paid monthly .. 04.01.2015 maturity	100,000.00	
BNB CD .. 0.45%	per annum, paid monthly .. 04.01.2015 maturity	100,000.00	
BNB CD .. 0.45%	per annum, paid monthly .. 04.15.2015 maturity	100,000.00	
BNB CD .. 0.45%	per annum, paid monthly .. 06.01.2015 maturity	100,000.00	
BNB CD .. 0.45%	per annum, paid monthly .. 06.15.2015 maturity	<u>100,000.00</u>	<u>2,400,000.00</u>

Security State Bank & Trust (County Depository)

SSB&T CD .. 0.35%	per annum, paid monthly .. 02.11.2016 maturity	100,000.00	
SSB&T CD .. 0.35%	per annum, paid monthly .. 05.02.2015 maturity	100,000.00	
SSB&T CD .. 0.35%	per annum, paid monthly .. 02.28.2016 maturity	100,000.00	
SSB&T CD .. 0.35%	per annum, paid monthly .. 10.29.2015 maturity	100,000.00	
SSB&T CD .. 0.35%	per annum, paid monthly .. 03.04.2016 maturity	250,000.00	
SSB&T CD .. 0.35%	per annum, paid monthly .. 04.01.2015 maturity	500,000.00	
SSB&T CD .. 0.35%	per annum, paid monthly .. 07.01.2015 maturity	500,000.00	
SSB&T CD .. 0.35%	per annum, paid monthly .. 10.01.2015 maturity	500,000.00	
SSB&T CD .. 0.35%	per annum, paid monthly .. 01.01.2016 maturity	<u>500,000.00</u>	<u>2,650,000.00</u> <u>5,050,000.00</u>

FY2014-2015
 GILLESPIE COUNTY, TEXAS

CASH / INVESTMENT BALANCES
 OF ALL FUNDS MANAGED BY COUNTY TREASURER

For Period Ended March 31, 2015

INVESTMENT POOLS ... Investment Service For Public Funds				
TexPool				
GENERAL ... Multi-Fund Account	3,483,773.92			
Deposit In Process	0.00			
Monies In Transit	<u>0.00</u>	<u>3,483,773.92</u>		
COB SERIES 2001/GORefunding SERIES 2010 ... Interest & Sinking	709.99			
Deposit In Process	0.00			
Monies In Transit	<u>0.00</u>	<u>709.99</u>		
GOB SERIES 2013 ... Jail Project	101,012.72			
Deposit In Process	0.00			
Monies In Transit	<u>0.00</u>	<u>101,012.72</u>		
TexPool sub-total			<u>3,585,496.63</u>	
Texas Class				
GOB SERIES 2013 ... Jail Project	682,385.68			
Deposit In Process	0.00			
Monies In Transit	<u>0.00</u>	<u>682,385.68</u>	<u>4,267,882.31</u>	
CHANGE FUNDS				
Under General Fund (F.10)				
Tax Office ... Teller Drawers (4)	1,200.00			
Tax Office ... Office Administration	0.00			
County Clerk	100.00			
District Clerk	100.00			
Justice of Peace No 1	200.00			
Justice of Peace No 2	200.00			
Pioneer Memorial Library	100.00			
Sheriff ... LEC Administration	50.00			
Sheriff ... LEB Jail Operations	50.00			
County Treasurer	1,000.00			
County Warehouse	<u>0.00</u>	<u>3,000.00</u>		
Under Sheriff Seizure (F.30)				
Sheriff ... Administrative Office	<u>1,950.00</u>	<u>1,950.00</u>		
Under County Attorney Hot Check (F.80)				
County Attorney	<u>50.00</u>	<u>50.00</u>	<u>5,000.00</u>	21,921,819.77

**FY2014-2015
 GILLESPIE COUNTY, TEXAS
 CASH / INVESTMENT BALANCES
 OF ALL FUNDS MANAGED BY COUNTY TREASURER
 For Period Ended March 31, 2015**

DISTRICT CLERK HOLDING					
HOLDING ACCOUNT (s)	CASH and INVESTMENTS				
holding account(s)	<u>519,107.01</u>	<u>519,107.01</u>	<u>519,107.01</u>	<u>519,107.01</u>	<u>519,107.01</u>
INVESTMENT POOLS ... Investment Service For Public Funds					
TEXPOOL ... DISTRICT CLERK HOLDING	519,107.01				
Deposit In Process	0.00				
Monies In Transit	<u>0.00</u>	<u>519,107.01</u>	<u>519,107.01</u>	<u>519,107.01</u>	<u>519,107.01</u>

COUNTY CLERK HOLDING					
HOLDING ACCOUNT (s)	CASH and INVESTMENTS				
holding account(s)	<u>120,505.52</u>	<u>120,505.52</u>	<u>120,505.52</u>	<u>120,505.52</u>	<u>120,505.52</u>
INVESTMENT POOLS ... Investment Service For Public Funds					
TEXPOOL ... COUNTY CLERK HOLDING	120,505.52				
Deposit In Process	0.00				
Monies In Transit	<u>0.00</u>	<u>120,505.52</u>	<u>120,505.52</u>	<u>120,505.52</u>	<u>120,505.52</u>



 Laura Lundquist, C.C.T., C.F.O.
 Gillespie County Treasurer
 Gillespie County, Texas

**STATEMENT OF
GILLESPIE COUNTY, TEXAS
FY2014-2015**

Receipts, Disbursements, Electronic Funds Transfers, Payroll, Interfund Transfers, Adjustments, and Time Investments
of County Funds Managed by County Treasurer

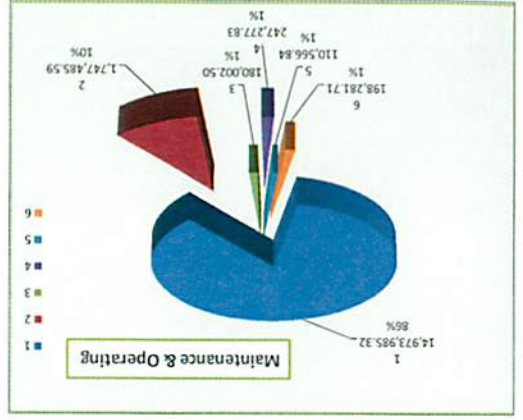
For the Period Ended March 31, 2015

FY2014-2015	For Current Account Period	02/28/2015	Cash	Balance	as of	03/31/2015	Cash	Balance	as of	03/31/2015	Adjusted	Cash Balance	as of	03/31/2015	Account Period	FY2014-2015
-------------	-------------------------------	------------	------	---------	-------	------------	------	---------	-------	------------	----------	--------------	-------	------------	----------------	-------------

GENERAL and ROAD & BRIDGE ...																
Maintenance & Operating Funds																
Road & Bridge Funds																
Sub-Totals																
Maintenance & Operating ...																
Sub-Totals																
General / Road & Bridge ...																
Funds																
F10 General	15,438,161.87	520,452.41	550,355.93	200,644.95	233,628.08	984,628.96	14,973,985.32	5,050,000.00	9,923,985.32	F10 General						
F15 County Wide	1,603,838.09	162,249.85	16,362.73		2,239.62	18,602.35	1,747,485.59		1,747,485.59	F15 County Wide						
F16 Precinct No 1	206,887.74	34.36	12,426.26		14,493.34	26,919.60	180,002.50		180,002.50	F16 Precinct No 1						
F17 Precinct No 2	264,532.72	46.75	3,536.05		13,765.59	17,301.64	247,277.83		247,277.83	F17 Precinct No 2						
F18 Precinct No 3	149,325.03	15.92	21,494.53		17,279.58	38,774.11	110,566.84		110,566.84	F18 Precinct No 3						
F19 Precinct No 4	218,897.24	137.71	7,798.63		12,954.61	20,753.24	198,281.71		198,281.71	F19 Precinct No 4						
Sub-Totals	2,443,400.82	162,464.59	61,618.20	0.00	60,732.74	122,350.94	2,463,614.47	0.00	2,463,614.47	Sub-Totals						
Sub-Totals	17,881,642.69	682,937.00	611,974.13	200,644.95	294,360.82	1,106,979.90	14,973,985.32	5,050,000.00	12,407,599.79	Sub-Totals						
General / Road & Bridge ...	17,881,642.69	682,937.00	611,974.13	200,644.95	294,360.82	1,106,979.90	14,973,985.32	5,050,000.00	12,407,599.79	General / Road & Bridge ...						
Sub-Totals	17,881,642.69	682,937.00	611,974.13	200,644.95	294,360.82	1,106,979.90	14,973,985.32	5,050,000.00	12,407,599.79	Sub-Totals						

**Maintenance Operating
Cash Balances by Fund
As of March 31, 2015**

General Fund	14,973,985.32
F15 County Wide	1,747,485.59
F16 Precinct No 1	180,002.50
F17 Precinct No 2	247,277.83
F18 Precinct No 3	110,566.84
F19 Precinct No 4	198,281.71
F19 Precinct No 4	17,457,599.79



FY2014-2015
GILLESPIE COUNTY, TEXAS
STATEMENT OF
Receipts, Disbursements, Electronic Funds Transfers, Payroll, Interfund Transfers, Adjustments, and Time Investments
of County Funds Managed by County Treasurer

For the Period Ended March 31, 2015

FY2014-2015 For Current Account Period	Cash Balance as of 02.28.2015	Receipts	Disbursements	Electronic Fund Transfers	Payroll	Total Disbursements	Interfund Allocations In	Interfund Allocations Out	FY2015 Adjustments	FY2014 YE Adjustments	Cash Balances as of 03.31.2015	Time Investments	Adjusted Cash Balance as of 03.31.2015	FY2014-2015 For Current Account Period
SPECIAL REVENUE														SPECIAL REVENUE
F20 Law Library	11,385.24	937.67	2,038.00			2,038.00					10,284.91		10,284.91	F20 Law Library
F21 Lateral Road Precinct Depts														F21 Lateral Road Precinct Depts
Precinct No 1	6,633.18					0.00					6,633.18		6,633.18	Precinct No 1
Precinct No 2	6,633.18					0.00					6,633.18		6,633.18	Precinct No 2
Precinct No 3	6,633.18					0.00					6,633.18		6,633.18	Precinct No 3
Precinct No 4	6,633.18					0.00					6,633.18		6,633.18	Precinct No 4
F24 Probate	27,450.85	524.18				0.00					27,975.03		27,975.03	F24 Probate
F25 Court Reporter	1,562.72					0.00					1,562.72		1,562.72	F25 Court Reporter
F28 County Records Mgmt	86,216.99	1,233.20				0.00					87,450.19		87,450.19	F28 County Records Mgmt
F29 County Clerk Records Mgmt	97,958.58	9,280.00	4.83		1,805.88	1,810.71					105,427.87		105,427.87	F29 County Clerk Records Mgmt
F30 Sheriff Forfeiture	20,286.09	1,930.00	481.50			481.50					21,734.59		21,734.59	F30 Sheriff Forfeiture
F31 Justice Court Bldg Security	1,200.14	0.22				0.00					1,200.36		1,200.36	F31 Justice Court Bldg Security
F32 Courthouse Security	27,933.56	472.98				0.00					28,406.54		28,406.54	F32 Courthouse Security
F34 District Clerk Records Mgmt	1,219.83	2,618.15	179.02		1,771.46	1,950.48					1,887.50		1,887.50	F34 District Clerk Records Mgmt
F35 County & District Courts Technology	6,226.24					0.00					6,226.24		6,226.24	F35 County & District Courts Technology
F36 Occupancy Tax	14,796.25	167.63				0.00					14,963.88		14,963.88	F36 Occupancy Tax
F37 Pretrial Intervention	541,269.51	5,265.67				0.00					546,535.18		546,535.18	F37 Pretrial Intervention
F51 Justice Court Technology	123,025.71					0.00					123,025.71		123,025.71	F51 Justice Court Technology
F72 Airport Operating	105,711.79	1,914.38				0.00					107,626.17		107,626.17	F72 Airport Operating
F78 LOOSE-Sheriff	631,902.64	11,278.87	1,964.90		5,182.49	7,147.39					636,034.12		636,034.12	F78 LOOSE-Sheriff
F79 LOOSE-Constable 1	2,058.58	3,057.70				0.00					5,116.28		5,116.28	F79 LOOSE-Constable 1
F82 LOOSE-Constable 2	7,379.00	659.15				0.00					8,038.15		8,038.15	F82 LOOSE-Constable 2
F81 Tax Assessor-M V I	6,105.88	659.15				0.00					6,765.03		6,765.03	F81 Tax Assessor-M V I
F40 Sheriff Equitable Sharing	106.75					0.00					106.75		106.75	F40 Sheriff Equitable Sharing
	1,200.60	0.22				0.00					1,200.82		1,200.82	
Sub-Totals	1,741,829.87	39,999.17	4,668.25	0.00	8,759.83	13,428.08	0.00	0.00	0.00	0.00	1,768,100.76	0.00	1,768,100.76	Sub-Totals
Special Revenue														Special Revenue

**FY2014-2015
GILLESPIE COUNTY, TEXAS
STATEMENT OF
Receipts, Disbursements, Electronic Funds Transfers, Payroll, Interfund Transfers, Adjustments, and Time Investments
of County Funds Managed by County Treasurer**

For the Period Ended March 31, 2015

FY2014-2015 For Current Account Period	Cash Balance as of 02.28.2015	Receipts	Disbursements	Electronic Fund Transfers	Payroll	Total Disbursements	Interfund Allocations In	Interfund Allocations Out	FY2015 Adjustments	FY2014 YE Adjustments	Cash Balances as of 03.31.2015	Time Investments	Adjusted Cash Balance as of 03.31.2015	FY2014-2015 For Current Account Period
--	--	----------	---------------	------------------------------	---------	------------------------	--------------------------------	---------------------------------	-----------------------	-----------------------------	---	---------------------	---	--

SPECIAL REVENUE ... GRANTS														
F11 Grants ... General - Energy Efficiency	0.00					0.00					0.00		0.00	F11 Grants ... General - Energy Efficiency
F11 Grants ... Law Enforcement, Emergency Services P25 Compliant Radio	75,248.14					0.00					75,248.14		75,248.14	F11 Grants ... Law Enforcement, Emergency Services P25 Compliant Radio
F54 PML ... Loan Star Grant	258.39					0.00					258.39		258.39	F54 PML ... Loan Star Grant
F54 PML ... PAC-HUG Grant	211.40					0.00					211.40		211.40	F54 PML ... PAC-HUG Grant
F71 Airport Capital Project Grant	15.18					0.00					15.18		15.18	F71 Airport Capital Project Grant
Sub-Totals	75,733.11	0.00	0.00	0.00	0.00	0.00	0.00	0.00	0.00	0.00	75,733.11	0.00	75,733.11	Sub-Totals
Special Revenue ... Grants														Special Revenue ... Grants

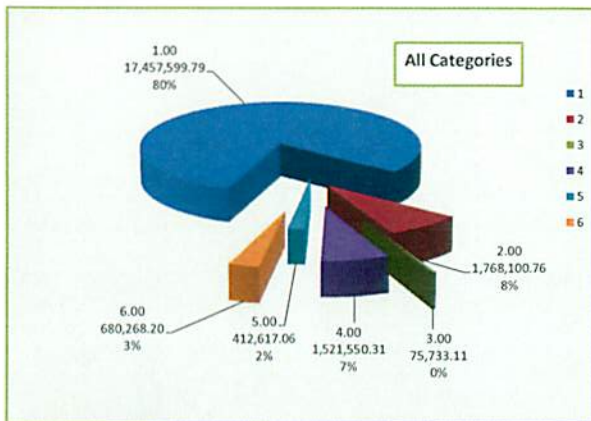
CERTIFICATES OF OBLIGATION BONDS and GENERAL OBLIGATION BONDS ... Operating Accounts														
F61 GOB Series 2013 ... Jail Project	1,907,123.45	300.58	385,873.72			385,873.72					1,521,550.31		1,521,550.31	F61 GOB Series 2013 ... Jail Project
Sub-Totals	1,907,123.45	300.58	385,873.72	0.00	0.00	385,873.72	0.00	0.00	0.00	0.00	1,521,550.31	0.00	1,521,550.31	Sub-Totals
COB ... GOB Operating														COB ... GOB Operating

CERTIFICATES OF OBLIGATION BONDS and GENERAL OBLIGATION BONDS ... Interest & Sinking Accounts														
F62 GOB Series 2013 ... Interest & Sinking	360,754.23	21,918.38				0.00					382,672.61		382,672.61	F62 GOB Series 2013 ... Interest & Sinking
F53 COB Series 2001 / GOB Refunding Series 2013 ... Interest & Sinking	26,167.10	3,777.35				0.00					29,944.45		29,944.45	F53 COB Series 2001 / GOB Refunding Series 2013 ... Interest & Sinking
Sub-Totals	386,921.33	25,695.73	0.00	0.00	0.00	0.00	0.00	0.00	0.00	0.00	412,617.06	0.00	412,617.06	Sub-Totals
COB ... GOB I&S														COB ... GOB I&S

**FY2014-2015
GILLESPIE COUNTY, TEXAS
STATEMENT OF
Receipts, Disbursements, Electronic Funds Transfers, Payroll, Interfund Transfers, Adjustments, and Time Investments
of County Funds Managed by County Treasurer**

For the Period Ended March 31, 2015

FY2014-2015 For Current Account Period	Cash Balance as of 02.28.2015	Receipts	Disbursements	Electronic Fund Transfers	Payroll	Total Disbursements	Interfund Allocations In	Interfund Allocations Out	FY2015 Adjustments	FY2014 YE Adjustments	Cash Balances as of 03.31.2015	Time Investments	Adjusted Cash Balance as of 03.31.2015	FY2014-2015 For Current Account Period
TRUST and AGENCY														
F22 Criminal Justice	1,516.00	56,506.30				0.00					58,022.30		58,022.30	F22 Criminal Justice
F27 Waste Water	410.00	190.00				0.00					600.00		600.00	F27 Waste Water
F80 County Attorney Hot Check	10,852.32	2,205.95	9.66			9.66					13,048.61		13,048.61	F80 County Attorney Hot Check
F89 McDermott (PML)	142,283.54	26.20				0.00					142,309.74		142,309.74	F89 McDermott (PML)
F92 Breiten (PML)	213,773.95	39.36				0.00					213,813.31		213,813.31	F92 Breiten (PML)
F85 Justice Of Peace 1	51,165.80	22,720.61	35,250.15			35,250.15					38,636.26		38,636.26	F85 Justice Of Peace 1
F86 Justice Of Peace 2	61,616.41	29,948.75	61,083.22			61,083.22					30,481.94		30,481.94	F86 Justice Of Peace 2
F83 Appellate Judicial	487.31	133.97				0.00					621.28		621.28	F83 Appellate Judicial
F84 Alternative Dispute Resolution	1,397.22	442.91	1,397.22			1,397.22					442.91		442.91	F84 Alternative Dispute Resolution
F90 Unclaimed Monies	54,211.45					0.00					54,211.45		54,211.45	F90 Unclaimed Monies
F94 County Clerk Operating	88,962.10	44,434.54	87,896.10			87,896.10					45,500.54		45,500.54	F94 County Clerk Operating
F95 District Clerk Operating	63,983.87	18,595.99				0.00					82,579.86		82,579.86	F95 District Clerk Operating
F99 Light Up The Block	0.00					0.00					0.00		0.00	F99 Light Up The Block
Sub-Totals Trust and Agency	690,659.97	175,244.58	185,636.35	0.00	0.00	185,636.35	0.00	0.00	0.00	0.00	680,268.20	0.00	680,268.20	Sub-Totals Trust and Agency
TOTALS ALL FUNDS	22,683,610.22	924,177.06	1,188,152.45	200,644.95	303,120.65	1,691,918.05	0.00	0.00	0.00	0.00	21,915,869.23	5,050,000.00	16,865,869.23	TOTALS ALL FUNDS



**Cash Balances by Category
As of March 31, 2015**

1	17,457,599.79	Maintenance & Operating
2	1,768,100.76	Special Revenue
3	75,733.11	Special Revenue ... Grants
4	1,521,550.31	Certificates of Obligation Bonds & General Obligation Bonds ... Operating
5	412,617.06	Certificates of Obligation Bonds & General Obligation Bonds ... Interest & Sinking
6	680,268.20	Trust and Agency
TOTALS	21,915,869.23	

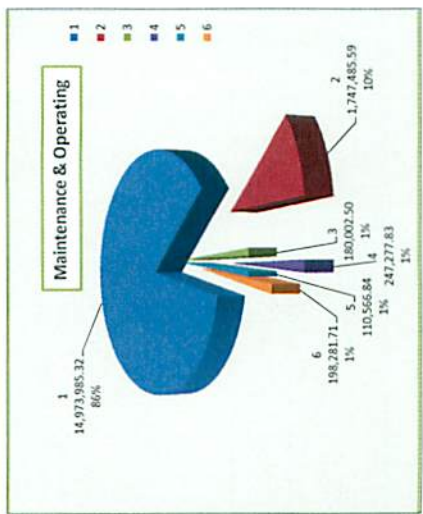
**FY2014-2015
GILLESPIE COUNTY, TEXAS
STATEMENT OF
Receipts, Disbursements, Electronic Funds Transfers, Payroll, Interfund Transfers, Adjustments, and Time Investments
of County Funds Managed by County Treasurer**

Fiscal Year to Date as of Period Ended March 31, 2015

FY2014-2015 Fiscal Year to Date as of Period Ended 09.30.2014	Cash Balance as of 09.30.2014	Receipts	Disbursements	Electronic Fund Transfers	Payroll	Total Disbursements	Interfund Allocations In	Interfund Allocations Out	FY2015 Adjustments	FY2014 YE Adjustments	Cash Balances as of 03.31.2015	Time Investments	Adjusted Cash Balance as of 03.31.2015	FY2014-2015 Fiscal Year to Date as of Period Ended
GENERAL and ROAD & BRIDGE ... Maintenance & Operating Funds														
F10 General	9,427,791.73	11,429,465.11	3,049,487.70	1,299,284.72	1,534,499.10	5,883,271.52					14,973,985.32	5,050,000.00	9,923,985.32	F10 General
Road & Bridge Funds														Road & Bridge Funds
F15 County Wide	378,620.01	2,099,629.51	60,712.19		13,051.74	73,763.93		657,000.00			1,747,485.59		1,747,485.59	F15 County Wide
F16 Precinct No 1	241,992.22	130.72	131,148.98		96,971.46	228,120.44	166,000.00				180,002.50		180,002.50	F16 Precinct No 1
F17 Precinct No 2	250,708.69	189.72	42,711.81		86,908.77	129,620.58	126,000.00				247,277.83		247,277.83	F17 Precinct No 2
F18 Precinct No 3	143,588.42	51.84	134,313.72		110,759.70	245,073.42	212,000.00				110,566.84		110,566.84	F18 Precinct No 3
F19 Precinct No 4	229,968.64	258.00	85,398.19		98,546.74	183,944.93	153,000.00				198,281.71		198,281.71	F19 Precinct No 4
Sub-Totals R&B	1,243,877.96	2,100,259.79	454,284.85	0.00	406,238.41	860,523.30	657,000.00	657,000.00	0.00	0.00	2,483,614.47	0.00	2,483,614.47	Sub-Totals R&B
Sub-Totals General / Road & Bridge ... Maintenance & Operating Funds		10,871,669.71	3,503,772.59	1,299,284.72	1,940,737.51	6,743,794.82	657,000.00	657,000.00	0.00	0.00	17,457,599.79	5,050,000.00	12,407,599.79	Sub-Totals General / Road & Bridge ... Maintenance & Operating Funds

**Maintenance Operating
Cash Balances by Fund
As of March 31, 2015**

General Fund	F15 County Wide	F16 Precinct No 1	F17 Precinct No 2	F18 Precinct No 3	F19 Precinct No 4
14,973,985.32	1,747,485.59	180,002.50	247,277.83	110,566.84	198,281.71
					17,457,599.79



**FY2014-2015
GILLESPIE COUNTY, TEXAS
STATEMENT OF
of County Funds Managed by County Treasurer
Receipts, Disbursements, Electronic Funds Transfers, Payroll, Interfund Transfers, Adjustments, and Time Investments**

Fiscal Year to Date as of Period Ended March 31, 2015

FY2014-2015	Cash	Balance as of	09/30/2014	Receipts	Disbursements	Electronic Funds Transfers	Payroll	Total Disbursements	In Interfund Allocations	Out Interfund Allocations	Adjustments FY2014 YE	Adjustments FY2015	Cash Balances as of	03/31/2015	Adjusted Cash Balance as of	03/31/2015	Fiscal Year to Date as of Period Ended	FY2014-2015
-------------	------	---------------	------------	----------	---------------	----------------------------	---------	---------------------	--------------------------	---------------------------	-----------------------	--------------------	---------------------	------------	-----------------------------	------------	--	-------------

SPECIAL REVENUE																			
F20 Law Library	13,480.79	6,677.62	9,873.50	9,873.50				9,873.50					10,284.91	10,284.91					F20 Law Library
F21 Lateral Road Precinct																			F21 Lateral Road Precinct
Depis																			Depis
Precinct No 1	0.00	6,633.18	0.00	0.00	0.00	0.00	0.00	0.00	0.00	0.00	0.00	0.00	6,633.18	6,633.18	0.00	0.00	0.00	0.00	Precinct No 1
Precinct No 2	0.00	6,633.18	0.00	0.00	0.00	0.00	0.00	0.00	0.00	0.00	0.00	0.00	6,633.18	6,633.18	0.00	0.00	0.00	0.00	Precinct No 2
Precinct No 3	0.00	6,633.18	0.00	0.00	0.00	0.00	0.00	0.00	0.00	0.00	0.00	0.00	6,633.18	6,633.18	0.00	0.00	0.00	0.00	Precinct No 3
Precinct No 4	0.00	6,633.18	0.00	0.00	0.00	0.00	0.00	0.00	0.00	0.00	0.00	0.00	6,633.18	6,633.18	0.00	0.00	0.00	0.00	Precinct No 4
F24 Probate	26,340.90	1,634.13	0.00	0.00	0.00	0.00	0.00	0.00	0.00	0.00	0.00	0.00	27,975.03	27,975.03	0.00	0.00	0.00	0.00	F24 Probate
F25 Court Reporter	236.68	1,526.04	200.00	200.00	0.00	0.00	0.00	200.00	0.00	0.00	0.00	0.00	1,562.72	1,562.72	0.00	0.00	0.00	0.00	F25 Court Reporter
F28 County Records Mgmt	83,503.81	3,946.38	0.00	0.00	0.00	0.00	0.00	0.00	0.00	0.00	0.00	0.00	87,450.19	87,450.19	0.00	0.00	0.00	0.00	F28 County Records Mgmt
F29 County Clerk Records Mgmt	86,517.49	30,766.42	313.75	313.75	11,542.29	11,856.04	1,696.75	1,696.75	0.00	0.00	0.00	0.00	105,427.87	105,427.87	0.00	0.00	0.00	0.00	F29 County Clerk Records Mgmt
F30 Sheriff Forfeiture	15,712.92	7,718.42	1,696.75	1,696.75	0.00	0.00	0.00	1,696.75	0.00	0.00	0.00	0.00	21,734.59	21,734.59	0.00	0.00	0.00	0.00	F30 Sheriff Forfeiture
F31 Justice Court Bldg Security	27,149.25	1,257.29	0.00	0.00	0.00	0.00	0.00	0.00	0.00	0.00	0.00	0.00	28,406.54	28,406.54	0.00	0.00	0.00	0.00	F31 Justice Court Bldg Security
F32 Courthouse Security	12,630.03	8,089.35	585.76	585.76	18,246.12	18,831.88	0.00	18,831.88	0.00	0.00	0.00	0.00	1,887.50	1,887.50	0.00	0.00	0.00	0.00	F32 Courthouse Security
F34 District Clerk Records Mgmt	5,630.28	595.96	0.00	0.00	0.00	0.00	0.00	0.00	0.00	0.00	0.00	0.00	6,226.24	6,226.24	0.00	0.00	0.00	0.00	F34 District Clerk Records Mgmt
F35 County & District Courts Technology	13,523.64	1,440.24	0.00	0.00	0.00	0.00	0.00	0.00	0.00	0.00	0.00	0.00	14,963.88	14,963.88	0.00	0.00	0.00	0.00	F35 County & District Courts Technology
F36 Occupancy Tax	447,100.78	227,243.99	127,809.59	127,809.59	0.00	0.00	0.00	127,809.59	0.00	0.00	0.00	0.00	546,535.18	546,535.18	0.00	0.00	0.00	0.00	F36 Occupancy Tax
F37 Pretrial Intervention	123,025.71	123,025.71	0.00	0.00	0.00	0.00	0.00	0.00	0.00	0.00	0.00	0.00	123,025.71	123,025.71	0.00	0.00	0.00	0.00	F37 Pretrial Intervention
F51 Justice Court Technology	102,554.58	5,071.59	0.00	0.00	0.00	0.00	0.00	0.00	0.00	0.00	0.00	0.00	107,626.17	107,626.17	0.00	0.00	0.00	0.00	F51 Justice Court Technology
F72 Airport Operating	598,769.47	118,932.78	28,811.59	18,643.00	34,213.54	81,668.13	0.00	81,668.13	0.00	0.00	0.00	0.00	636,034.12	636,034.12	0.00	0.00	0.00	0.00	F72 Airport Operating
F78 LEOSE-Sheriff	2,058.58	3,057.70	0.00	0.00	0.00	0.00	0.00	0.00	0.00	0.00	0.00	0.00	5,116.28	5,116.28	0.00	0.00	0.00	0.00	F78 LEOSE-Sheriff
F79 LEOSE-Constable 1	7,379.00	659.15	0.00	0.00	0.00	0.00	0.00	0.00	0.00	0.00	0.00	0.00	8,038.15	8,038.15	0.00	0.00	0.00	0.00	F79 LEOSE-Constable 1
F82 LEOSE-Constable 2	6,105.88	659.15	0.00	0.00	0.00	0.00	0.00	0.00	0.00	0.00	0.00	0.00	6,765.03	6,765.03	0.00	0.00	0.00	0.00	F82 LEOSE-Constable 2
F81 Tax Assessor-M V I	106.75	106.75	0.00	0.00	0.00	0.00	0.00	0.00	0.00	0.00	0.00	0.00	106.75	106.75	0.00	0.00	0.00	0.00	F81 Tax Assessor-M V I
F40 Sheriff Equitable Sharing	1,200.17	0.65	0.00	0.00	0.00	0.00	0.00	0.00	0.00	0.00	0.00	0.00	1,200.82	1,200.82	0.00	0.00	0.00	0.00	F40 Sheriff Equitable Sharing
Sub-Totals	1,574,226.08	445,810.57	169,290.94	18,643.00	64,001.95	251,935.89	0.00	251,935.89	0.00	0.00	0.00	0.00	1,768,100.76	1,768,100.76	0.00	0.00	0.00	0.00	Sub-Totals
Special Revenue	1,574,226.08	445,810.57	169,290.94	18,643.00	64,001.95	251,935.89	0.00	251,935.89	0.00	0.00	0.00	0.00	1,768,100.76	1,768,100.76	0.00	0.00	0.00	0.00	Special Revenue

FY2014-2015
GILLESPIE COUNTY, TEXAS
STATEMENT OF
Receipts, Disbursements, Electronic Funds Transfers, Payroll, Interfund Transfers, Adjustments, and Time Investments
of County Funds Managed by County Treasurer

Fiscal Year to Date as of Period Ended March 31, 2015

FY2014-2015 Fiscal Year to Date as of Period Ended	Cash Balance as of 09.30.2014	Receipts	Disbursements	Electronic Fund Transfers	Payroll	Total Disbursements	Interfund Allocations In	Interfund Allocations Out	FY2015 Adjustments	FY2014 YE Adjustments	Cash Balances as of 03.31.2015	Time Investments	Adjusted Cash Balance as of 03.31.2015	FY2014-2015 Fiscal Year to Date as of Period Ended
--	--	----------	---------------	------------------------------	---------	------------------------	--------------------------------	---------------------------------	-----------------------	-----------------------------	---	---------------------	---	--

SPECIAL REVENUE ... GRANTS														
F11 Grants ... General - Energy Efficiency	0.00					0.00					0.00		0.00	F11 Grants ... General - Energy Efficiency
F11 Grants ... Law Enforcement, Emergency Services P25 Compliant Radio	75,248.14					0.00					75,248.14		75,248.14	F11 Grants ... Law Enforcement, Emergency Services P25 Compliant Radio
F54 PML ... Loan Star Grant	258.39					0.00					258.39		258.39	F54 PML ... Loan Star Grant
F54 PML ... PAC-HUG Grant	211.40					0.00					211.40		211.40	F54 PML ... PAC-HUG Grant
F71 Airport Capital Project Grant	15.18					0.00					15.18		15.18	F71 Airport Capital Project Grant
Sub-Totals	75,733.11	0.00	0.00	0.00	0.00	0.00	0.00	0.00	0.00	0.00	75,733.11	0.00	75,733.11	Sub-Totals
Special Revenue .. Grants														Special Revenue .. Grants

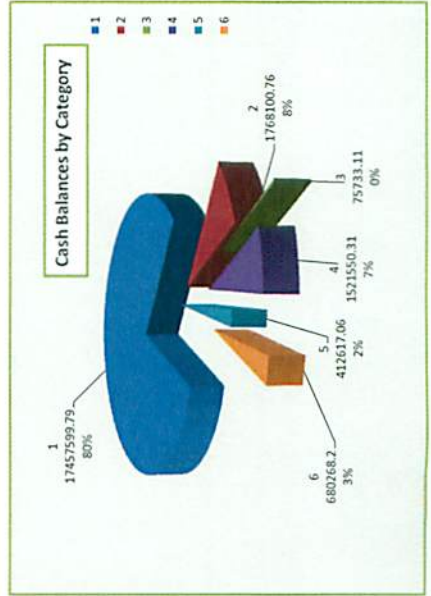
CERTIFICATES OF OBLIGATION BONDS and GENERAL OBLIGATION BONDS ... Operating Accounts														
F61 GOB Series 2013 ... Jail Project	5,249,856.00	20,953.51	3,749,259.20			3,749,259.20					1,521,550.31		1,521,550.31	F61 GOB Series 2013 ... Jail Project
Sub-Totals	5,249,856.00	20,953.51	3,749,259.20	0.00	0.00	3,749,259.20	0.00	0.00	0.00	0.00	1,521,550.31	0.00	1,521,550.31	Sub-Totals
COB ... GOB Operating														COB ... GOB Operating

CERTIFICATES OF OBLIGATION BONDS and GENERAL OBLIGATION BONDS ... Interest & Sinking Accounts														
F62 GOB Series 2013 ... Interest & Sinking	186,733.10	974,264.51	778,325.00			778,325.00					382,672.61		382,672.61	F62 GOB Series 2013 ... Interest & Sinking
F53 COB Series 2001 / GOB Refunding Series 2013 ... Interest & Sinking	30,914.07	165,200.38	750.00	165,420.00		166,170.00					29,944.45		29,944.45	F53 COB Series 2001 / GOB Refunding Series 2013 ... Interest & Sinking
Sub-Totals	217,647.17	1,139,464.89	750.00	943,745.00	0.00	944,495.00	0.00	0.00	0.00	0.00	412,617.06	0.00	412,617.06	Sub-Totals
COB ... GOB I&S														COB ... GOB I&S

**FY2014-2015
GILLESPIE COUNTY, TEXAS
STATEMENT OF
Receipts, Disbursements, Electronic Funds Transfers, Payroll, Interfund Transfers, Adjustments, and Time Investments
of County Funds Managed by County Treasurer**

Fiscal Year to Date as of Period Ended March 31, 2015

FY2014-2015 Fiscal Year to Date as of Period Ended 09.30.2014	Cash Balance as of 09.30.2014	Receipts	Disbursements	Electronic Fund Transfers	Payroll	Total Disbursements	Interfund Allocations In	Interfund Allocations Out	FY2015 Adjustments	FY2014 YE Adjustments	Cash Balances as of 03.31.2015	Time Investments	Adjusted Cash Balance as of 03.31.2015	FY2014-2015 Fiscal Year to Date as of Period Ended
TRUST and AGENCY														TRUST and AGENCY
F22 Criminal Justice	56,439.35	148,798.82	619.72	146,596.15		147,215.87					58,022.30		58,022.30	F22 Criminal Justice
F27 Waste Water	610.00	830.00	840.00			840.00					600.00		600.00	F27 Waste Water
F80 County Attorney Hot Check	11,142.69	17,471.98	15,566.06			15,566.06					13,048.61		13,048.61	F80 County Attorney Hot Check
F89 McDermott (PML)	144,339.67	120.44	2,150.37			2,150.37					142,309.74		142,309.74	F89 McDermott (PML)
F92 Breiten (PML)	213,777.98	180.95	145.62			145.62					213,813.31		213,813.31	F92 Breiten (PML)
F85 Justice Of Peace 1	36,196.17	105,005.75	102,565.66			102,565.66					38,636.26		38,636.26	F85 Justice Of Peace 1
F86 Justice Of Peace 2	25,655.83	172,274.39	167,448.28			167,448.28					30,481.94		30,481.94	F86 Justice Of Peace 2
F83 Appellate Judicial Resolution	703.81	954.04	1,036.57			1,036.57					621.28		621.28	F83 Appellate Judicial Resolution
F84 Alternative Dispute Resolution	720.00	2,575.64	2,852.73			2,852.73					442.91		442.91	F84 Alternative Dispute Resolution
F90 Unclaimed Monies	55,949.27	43,947.02	1,737.82			1,737.82					54,211.45		54,211.45	F90 Unclaimed Monies
F94 County Clerk Operating	43,947.02	248,305.60	246,752.08			246,752.08					45,500.54		45,500.54	F94 County Clerk Operating
F95 District Clerk Operating	86,979.66	100,131.24	104,531.04			104,531.04					82,579.86		82,579.86	F95 District Clerk Operating
F99 Light Up The Block	3.48		3.48			3.48					0.00		0.00	F99 Light Up The Block
Sub-Totals Trust and Agency	676,464.93	796,646.85	646,249.43	146,596.15	0.00	792,845.58	0.00	0.00	0.00	0.00	660,266.20	0.00	660,266.20	Sub-Totals Trust and Agency
TOTALS ALL FUNDS	18,465,697.00	15,932,602.72	8,069,322.16	2,408,268.87	2,004,739.46	12,482,330.49	657,000.00	657,000.00	0.00	0.00	21,915,869.23	5,050,000.00	16,865,869.23	TOTALS ALL FUNDS



**Cash Balances by Category
As of March 31, 2015**

- 17,457,599.79 Maintenance & Operating
- 1,768,100.76 Special Revenue
- 75,733.11 Special Revenue ... Grants
- 1,521,550.31 Certificates of Obligation Bonds & General Obligation Bonds ... Operating
- 412,617.06 Certificates of Obligation Bonds & General Obligation Bonds ... Interest & Sinking
- 680,266.20 Trust and Agency
- 21,915,869.23

**FY2014-2015
 GILLESPIE COUNTY, TEXAS
 STATEMENT OF
 Fund Cash/ Investment Balances of All County Funds Managed By County Treasurer**

FUND DESCRIPTION ACTIVE FUNDS		FY2015	FY2014	FY2013	FY2012	FY2011	FY2010	FY2009	FY2008	FY2007	FY2006	FY2005
As of 03.31.2015						As Of Fiscal Year Ending Date						
GENERAL and ROAD & BRIDGE Maintenance & Operating												
F10	General Fund											
	All Departments	14,973,985.32	9,427,791.73	7,929,967.87	6,382,410.44	7,099,577.50	8,058,141.42	9,262,263.41	8,857,295.99	7,871,493.01	6,391,051.39	4,764,571.70
	Road & Bridge											
F15	County Wide	1,747,485.59	378,620.01	285,411.34	269,007.62	247,933.84	231,323.63	415,645.89	590,087.10	266,135.87	214,879.76	325,631.63
F16	Precinct No 1	180,002.50	241,992.22	241,285.37	245,176.66	314,264.01	419,950.01	310,192.73	159,578.97	288,106.85	214,159.86	146,948.45
F17	Precinct No 2	247,277.83	250,708.69	263,049.77	258,790.65	290,025.28	437,336.83	225,655.61	238,217.17	214,371.88	129,291.12	143,620.74
F18	Precinct No 3	110,566.84	143,588.42	266,091.82	255,513.57	302,798.14	356,974.50	189,553.20	94,153.92	261,697.98	131,482.78	89,710.29
F19	Precinct No 4	198,281.71	228,968.64	296,509.28	242,510.97	296,473.77	334,265.94	297,466.40	205,119.63	294,441.60	144,424.27	87,076.99
	Road & Bridge Sub-Totals	2,483,614.47	1,243,877.98	1,352,347.58	1,270,999.47	1,451,495.04	1,779,850.91	1,438,513.83	1,287,156.79	1,324,754.18	834,237.79	792,988.10
	Sub-Totals General and Road & Bridge Maintenance & Operating	17,457,599.79	10,671,669.71	9,282,315.45	7,653,409.91	8,551,072.54	9,837,992.33	10,700,777.24	10,144,452.78	9,196,247.19	7,225,289.18	5,557,559.80

FY2014-2015
GILLESPIE COUNTY, TEXAS
STATEMENT OF

Fund Cash/ Investment Balances of All County Funds Managed By County Treasurer

FUND DESCRIPTION ACTIVE FUNDS		FY2015	FY2014	FY2013	FY2012	FY2011	FY2010	FY2009	FY2008	FY2007	FY2006	FY2005	
		As of 03.31.2015						As Of Fiscal Year Ending Date					
SPECIAL REVENUE													
F20	Law Library	10,284.91	13,480.79	22,378.86	28,338.91	39,192.23	43,400.98	41,852.55	42,419.59	40,079.68	36,066.66	31,284.42	
F21	Lateral Road Precinct Depts								31,328.62	18,897.94	0.00	12,377.05	
	Precinct No 1	6,633.18	0.00	0.00	0.00	0.00	0.00	0.00					
	Precinct No 2	6,633.18	0.00	0.00	0.00	0.00	0.00	0.00					
	Precinct No 3	6,633.18	0.00	0.00	0.00	0.00	0.00	0.00					
	Precinct No 4	6,633.18	0.00	0.00	0.00	0.00	0.00	0.00					
F24	Probate Training	27,975.03	26,340.90	23,622.04	19,141.40	16,237.87	12,211.95	9,105.91	5,897.08	3,645.71	3,765.83	3,195.83	
F25	Court Reporter Service	1,562.72	236.68	2,457.15	772.43	531.72	3,586.72	3,925.99	4,749.95	4,047.90	5,121.28	5,477.58	
F28	County Records Mgt	87,450.19	83,503.81	75,768.96	68,085.54	60,798.05	85,746.02	83,499.27	78,601.53	67,393.03	58,717.22	51,017.76	
F29	County Clerk Rcds Mgt	105,427.87	86,517.49	60,025.77	49,201.97	50,654.52	68,198.97	73,472.48	70,443.27	82,242.00	72,150.57	72,669.38	
F30	Sheriff Forfeiture	21,734.59	15,712.92	15,899.44	11,441.71	7,858.55	9,611.45	9,686.21	7,929.49	7,672.56	7,249.58	5,649.05	
F97	Sheriff Abandoned Vehicle	1,200.36	1,199.37	1,197.57	1,195.50	1,193.43	1,191.12	1,188.59					
F31	Justice Court Bldg Security	28,406.54	27,149.25	24,171.38	21,074.90	18,274.01	14,515.70	10,916.77	7,584.19	4,002.12	1,179.63		
F32	Courthouse Security	1,887.50	12,630.03	44,053.70	71,743.76	102,026.09	130,994.24	144,526.10	135,480.79	121,098.83	107,026.56	97,568.68	
F34	Distist Clerk Records Mgmnt	6,226.24	5,630.28	5,335.50	3,698.05	5,990.38	4,439.59	2,786.99	1,052.78	1,379.12	3,360.24	2,440.00	
F35	County & District Courts Technology	14,963.88	13,523.64	11,667.87	8,337.60	5,132.39	1,816.93						
F36	Occupacy Tax	546,535.18	447,100.78	390,614.91	338,673.95	308,813.75	320,237.64	317,065.36	247,888.90	119,121.10	0.00		
F37	Pretrial Intervention	123,025.71	123,025.71	122,525.71	114,790.71	66,662.71	28,926.64	13,800.00	7,300.00				
F51	Justice Court Technology	107,626.17	102,554.58	90,599.26	78,070.58	74,024.21	58,891.29	45,290.75	33,688.80	21,166.16	9,714.42	4,805.84	
F72	Airport Operating	636,034.12	598,769.47	573,788.08	89,165.48	23,728.30	11,341.82	73,880.94	31,324.65	16,738.96	39,251.50	24,529.76	
F78	LEOSE-Sheriff	5,116.28	2,058.58	0.00	1,126.08	4,026.08	2,976.21	7,014.12	5,446.60	4,467.33	3,818.12	2,074.71	
F79	LEOSE-Constable 1	8,038.15	7,379.00	6,728.73	6,728.73	6,748.73	6,086.06	5,498.36	4,837.67	4,167.79	3,560.06	2,890.67	
F82	LEOSE-Constable 2	6,765.03	6,105.88	5,455.61	5,455.61	5,455.61	5,537.84	5,421.92	4,761.23	4,091.35	3,785.87	3,116.48	
F81	Tax Assessor M V I	106.75	106.75	106.75	106.75	95.92	73.66	73.66	0.00	2,290.79	2,178.41	1,833.73	
F40	Sheriff Equitable Sharing	1,200.82	1,200.17										
	Sub-Totals Special Revenue	1,768,100.76	1,574,226.08	1,476,397.29	917,149.66	797,444.55	809,784.83	849,005.97	720,735.14	522,502.37	356,945.95	320,930.94	

FY2014-2015
GILLESPIE COUNTY, TEXAS
STATEMENT OF

Fund Cash/ Investment Balances of All County Funds Managed By County Treasurer

FUND DESCRIPTION ACTIVE FUNDS	FY2015	FY2014	FY2013	FY2012	FY2011	FY2010	FY2009	FY2008	FY2007	FY2006	FY2005
----------------------------------	--------	--------	--------	--------	--------	--------	--------	--------	--------	--------	--------

As of 03.31.2015

As Of Fiscal Year Ending Date

SPECIAL REVENUE ... GRANTS											
F11	Grants ... General - Energy Efficiency	0.00	0.00	0.00	0.00	38.98					
F11	Grants ... Law Enforcement, Emergency Services P25 Compliant Radio	75,248.14	75,248.14	(78,346.14)	0.00						
F54	PML...Loan Star Grant	258.39	258.39	258.39	258.39	258.39	254.04	345.29	522.91	293.50	65.12
F54	PML...PAC-HUG Grant	211.40	211.40	211.40	211.40	211.40	211.40	211.06	209.40	6,634.72	6,307.45
F71	Airport Capital Project Grant	15.18	15.18	11,795.25							
	Sub-Totals										
	Special Revenue ... Grants	75,733.11	75,733.11	(66,081.10)	469.79	508.77	465.44	556.35	732.31	6,928.22	6,372.57

CERTIFICATES OF OBLIGATION BONDS and GENERAL OBLIGATION BONDS Operating Accounts											
F61	GOB Series 2013 ... Jail Project	1,521,550.31	5,249,856.00	13,952,401.46							
	Sub-Totals										
	COB ... GOB Operating	1,521,550.31	5,249,856.00	13,952,401.46	0.00	0.00	0.00	0.00	0.00	0.00	0.00

CERTIFICATES OF OBLIGATION BONDS and GENERAL OBLIGATION BONDS Interest & Sinking Accounts											
F62	GOB Series 2013 ... Interest & Sinking	382,672.61	186,733.10	33,431.94							
F53	COB Series 2001 / GOB Refunding Series 2013 ... Interest & Sinking	29,944.45	30,914.07	37,851.74	30,199.42	28,061.84	2,624.28	8,069.04	82,110.37	95,558.09	31,073.48
	Sub-Totals										
	COB ... GOB I&S	412,617.06	217,647.17	71,283.68	30,199.42	28,061.84	2,624.28	8,069.04	82,110.37	95,558.09	31,073.48

FY2014-2015
GILLESPIE COUNTY, TEXAS
STATEMENT OF
Fund Cash/ Investment Balances of All County Funds Managed By County Treasurer

FUND DESCRIPTION ACTIVE FUNDS		FY2015	FY2014	FY2013	FY2012	FY2011	FY2010	FY2009	FY2008	FY2007	FY2006	FY2005	
		As of 03.31.2015					As Of Fiscal Year Ending Date						
TRUST and AGENCY													
F22	Criminal Justice	58,022.30	56,439.35	62,059.07	51,843.04	61,241.11	72,063.98	65,435.27	86,647.15	71,204.17	56,514.01	47,492.20	
F27	Waste Water	600.00	610.00	500.00	660.00	450.00	630.00	590.00	910.00	300.00	2,500.00	1,090.00	
F80	Co Attorney Hot Check	13,048.61	11,142.69	17,676.23	21,388.16	14,191.24	6,555.71	23,288.36	13,177.74	8,791.79	9,641.14	9,240.53	
F89	McDermott	142,309.74	144,339.67	145,002.86	144,748.09	155,460.28	157,606.59	157,267.26	155,991.94	150,937.08	143,185.65	138,423.71	
F92	Breiten	213,813.31	213,777.98	232,518.32	242,104.78	263,175.02	295,903.52	295,266.14	292,871.78	283,381.35	374,330.42	416,034.73	
F85	Justice Peace No 1	38,636.26	36,196.17	38,870.87	32,802.78	31,544.44	42,704.30	27,861.46	32,606.50	31,714.74	31,364.72	20,388.07	
F86	Justice Peace No 2	30,481.94	25,655.83	23,579.31	23,495.92	25,400.31	30,650.37	26,998.27	29,161.96	34,657.77	22,634.54	22,782.46	
F83	Appellate Judicial	621.28	703.81	1,315.45	1,354.03	1,180.92	1,181.94	1,075.75	1,547.53	1,154.53	1,161.47	819.50	
F84	Alternative Dispute	442.91	720.00	1,796.86	1,493.98	2,087.71	1,840.22	1,664.85	1,697.66	2,052.55	2,024.68	6,530.00	
F90	Unclaimed Monies	54,211.45	55,949.27	50,746.77	48,698.94	47,544.20	47,757.66	46,394.14	43,344.41	36,840.41	5,213.28	4,961.20	
F94	County Clerk Operating	45,500.54	43,947.02	33,039.61	38,409.66	32,375.08	41,376.98						
F95	District Clerk Operating	82,579.86	86,979.66	41,113.16	41,651.53	48,532.38	47,975.16						
F99	Light Up The Block	0.00	3.48	3.48	3.48	3.48	3.48	73.05	90.54	47.76	0.00	0.00	
Sub-Totals Trust & Agency		680,268.20	676,464.93	648,221.99	648,654.39	683,186.17	746,249.91	645,914.55	658,047.21	621,082.15	648,569.91	667,762.40	
TOTALS ALL ACTIVE FUNDS		21,915,869.23	18,465,597.00	25,364,538.77	9,249,883.17	10,060,273.87	11,397,116.79	12,204,323.15	11,606,077.81	10,442,318.02	8,268,251.09	6,569,541.83	
		FY2015 As of 03.31.2015	FY2014	FY2013	FY2012	FY2011	FY2010	FY2009	FY2008	FY2007	FY2006	FY2005	
										As Of Fiscal Year Ending Date			

**FY2014-2015
GILLESPIE COUNTY, TEXAS
STATEMENT OF
Fund Cash/ Investment Balances of All County Funds Managed By County Treasurer**

FUND DESCRIPTION INACTIVE FUNDS	FY2015	FY2014	FY2013	FY2012	FY2011	FY2010	FY2009	FY2008	FY2007	FY2006	FY2005
------------------------------------	--------	--------	--------	--------	--------	--------	--------	--------	--------	--------	--------

As of 03.31.2015

As Of Fiscal Year Ending Date

INACTIVE FUNDS												
F87	Flora Eckert				0.00	0.00	2,633.35	4,511.42	6,484.28	6,274.17	5,951.99	5,682.06
F49	Homeland Security (2)					0.00	0.00	0.00	0.00	0.00	0.00	0.00
F50	Homeland Security					0.00	0.00	0.00	0.00	0.00	100.00	0.00
F88	Krikorian					0.00	0.00	28,000.00	26,700.71	25,835.51	25,117.93	24,942.10
F38	Intoxication/Drug Court					0.00	0.00	0.00	869.40			
F33	Graffiti Eradication					0.00	0.00	0.00	0.00	0.00	0.00	0.00
F52	COB Series 2001					0.00	0.00	0.00	0.00	0.00	0.00	0.00
F--	County Court Records Archive...							0.00	0.00	0.00	0.00	0.00
F55	TIF Grant											
F56	1997 TCHCA-Fbg											
F74	Airport Economic											
F60	Post Office Certificates											
F26	Historical Commission											
F57	Harper-1996TCDP											
F58	Stonewall Grant #2											
F59	Stonewall Grant #1											
F91	DWI Educational											
F73	Airport Master											
F14	Internal Inventory											
TOTALS ALL INACTIVE FUNDS		0.00	0.00	0.00	0.00	0.00	2,633.35	32,511.42	34,054.39	32,109.68	31,169.92	30,624.16

TOTALS ALL FUNDS		21,915,869.23	18,465,597.00	25,364,538.77	9,249,883.17	10,060,273.87	11,399,750.14	12,236,834.57	11,640,132.20	10,474,427.70	8,299,421.01	6,600,165.99
		FY2015	FY2014	FY2013	FY2012	FY2011	FY2010	FY2009	FY2008	FY2007	FY2006	FY2005
		As of 03.31.2015					As Of Fiscal Year Ending Date					

FY2014-2015
GILLESPIE COUNTY, TEXAS
STATEMENT OF
Maintenance & Operating Accounts

	FY2015 as of 03.31.2015	FY2014	FY2013	FY2012	FY2011	FY2010	FY2009	FY2008	FY2007	FY2006	FY2005	FY2004
As Of Fiscal Year Ending Date												
Revenues Inclusive Interfund Allocations												
GENERAL and ROAD & BRIDGE Maintenance & Operating												
General M&O												
F10 General Fund	11,429,465.11	12,755,375.08	12,660,309.58	10,657,906.95	10,270,640.00	10,012,774.28	10,028,550.21	9,924,012.18	9,490,558.36	8,835,351.86	7,552,137.53	6,694,818.95
General Fund	(1,325,909.97)	95,065.50	2,002,402.63	387,266.95	257,865.72	(15,775.93)	104,538.03	433,433.82	655,206.50	1,283,214.33	857,318.58	
Over/(Under) Prior Period												
General Fund Cumulative Change for Periods Shown	4,734,646.16	6,060,556.13	5,965,490.63	3,964,088.00	3,375,821.05	3,317,955.33	3,333,731.26	3,229,193.23	2,795,739.41	2,140,532.91	857,318.58	
Road & Bridge M&O												
F15 County Wide	2,099,629.51	2,340,392.13	2,406,186.26	2,332,689.79	2,238,480.99	2,655,743.60	2,455,013.90	2,407,977.22	1,729,457.34	1,503,999.95	1,460,739.18	1,803,469.90
F16 Precinct No 1	166,130.72	562,311.15	535,823.96	495,287.80	435,659.70	744,672.18	777,666.49	466,454.42	389,503.85	464,726.41	353,441.58	363,007.70
F17 Precinct No 2	126,189.72	470,090.32	459,483.76	393,971.07	360,599.55	696,129.62	488,100.77	437,920.95	414,722.93	340,778.11	382,243.78	249,193.16
F18 Precinct No 3	212,051.84	653,606.04	774,237.93	893,200.46	815,249.25	827,083.23	773,976.99	580,570.58	415,908.20	451,128.21	381,907.46	446,687.99
F19 Precinct No 4	153,258.00	444,169.11	503,497.57	395,510.13	490,546.26	554,193.35	558,733.58	486,036.38	388,009.34	303,825.82	350,971.44	248,722.06
Sub-Total R&B	2,757,259.79	4,470,568.75	4,678,229.48	4,510,659.25	4,340,535.75	5,477,821.98	5,053,491.73	4,378,959.55	3,337,601.66	3,064,458.50	2,929,303.44	3,111,080.81
Road & Bridge	(1,713,308.96)	(207,660.73)	167,570.23	170,123.50	(1,137,286.23)	424,330.25	674,532.18	1,041,357.89	273,143.16	135,155.06	(181,777.37)	
Over/(Under) Prior Period												
Road & Bridge Cumulative Change for Periods Shown	(353,821.02)	1,359,487.94	1,567,148.67	1,399,578.44	1,229,454.94	2,386,741.17	1,942,410.92	1,267,878.74	226,520.85	(46,822.31)	(181,777.37)	
Overall Totals	14,186,724.90	17,225,943.83	17,338,539.06	15,168,566.20	14,611,175.75	15,490,595.26	15,082,041.94	14,302,971.73	12,828,160.02	11,699,810.36	10,481,440.97	9,805,899.76
General / Road & Bridge M&O												
Overall	(3,039,218.93)	(112,595.23)	2,169,972.86	557,390.45	(879,420.51)	408,554.32	779,070.21	1,474,811.71	928,349.66	1,418,369.39	675,541.21	
Over/(Under) Prior Period												
Overall Cumulative Change for Periods Shown	4,380,825.14	7,420,044.07	7,532,639.30	5,362,666.44	4,805,275.99	5,684,695.50	5,276,142.18	4,497,071.97	3,022,260.26	2,093,910.60	675,541.21	

FY2014-2015
GILLESPIE COUNTY, TEXAS
STATEMENT OF
Maintenance & Operating Accounts

	FY2015 as of 03.31.2015	FY2014	FY2013	FY2012	FY2011	FY2010	FY2009	FY2008	FY2007	FY2006	FY2005	FY2004
	As Of Fiscal Year Ending Date											
GENERAL and ROAD & BRIDGE Maintenance & Operating	Expenditures Inclusive Interfund Allocations and Adjustments											
General M&O												
F10 General Fund	5,883,271.52	11,257,551.22	11,112,752.15	11,375,074.01	11,229,203.92	11,216,896.27	9,623,582.79	8,938,209.20	8,010,116.74	7,208,872.17	7,187,414.03	6,314,580.06
General Fund Over/(Under) Prior Period	(5,374,279.70)	144,799.07	(262,321.86)	145,870.09	12,307.65	1,593,313.48	685,373.59	928,092.46	801,244.57	21,458.14	872,833.97	
General Fund Cumulative Change for Periods Shown	(431,308.54)	4,942,971.16	4,798,172.09	5,060,493.95	4,914,623.86	4,902,316.21	3,309,002.73	2,623,629.14	1,695,536.68	894,292.11	872,833.97	
Road & Bridge M&O												
F15 County Wide	730,763.93	2,247,183.46	2,389,782.54	2,311,616.01	2,221,870.78	2,840,065.86	2,629,455.11	2,084,025.99	1,678,201.23	1,614,751.82	1,644,613.21	1,436,802.68
F16 Precinct No 1	228,120.44	561,604.30	539,715.25	564,375.15	541,345.70	634,914.90	627,052.73	594,982.30	315,556.86	397,515.00	365,672.92	340,012.45
F17 Precinct No 2	129,620.58	482,431.40	454,224.64	425,205.70	507,911.10	484,448.40	500,662.33	414,075.66	329,642.17	355,107.73	325,596.47	313,286.90
F18 Precinct No 3	245,073.42	776,109.44	763,659.68	940,485.03	869,425.61	659,661.93	678,577.71	748,114.64	285,693.00	409,355.72	362,931.51	504,242.39
F19 Precinct No 4	<u>183,944.93</u>	<u>511,709.75</u>	<u>449,499.26</u>	<u>449,472.93</u>	<u>528,338.43</u>	<u>517,393.81</u>	<u>466,386.81</u>	<u>575,358.35</u>	<u>237,992.01</u>	<u>246,478.54</u>	<u>297,748.19</u>	<u>298,140.85</u>
Sub-Total R&B	1,517,523.30	4,579,038.35	4,596,881.37	4,691,154.82	4,668,891.62	5,136,484.90	4,902,134.69	4,416,556.94	2,847,085.27	3,023,208.81	2,996,562.30	2,892,485.27
Road & Bridge Over/(Under) Prior Period	(3,061,515.05)	(17,843.02)	(94,273.45)	22,263.20	(467,593.28)	234,350.21	485,577.75	1,569,471.67	(176,123.54)	26,646.51	104,077.03	
Road & Bridge Cumulative Change for Periods Shown	(1,374,961.97)	1,686,553.08	1,704,396.10	1,798,669.55	1,776,406.35	2,243,999.63	2,009,649.42	1,524,071.67	(45,400.00)	130,723.54	104,077.03	
Overall Totals General / Road & Bridge M&O	7,400,794.82	15,836,589.57	15,709,633.52	16,066,228.83	15,898,095.54	16,353,381.17	14,525,717.48	13,354,766.14	10,857,202.01	10,232,080.98	10,183,976.33	9,207,065.33
Overall Over/(Under) Prior Period	(8,435,794.75)	126,956.05	(356,595.31)	168,133.29	(455,285.63)	1,827,663.69	1,170,951.34	2,497,564.13	625,121.03	48,104.65	976,911.00	
Overall Cumulative Change for Periods Shown	(1,806,270.51)	6,629,524.24	6,502,568.19	6,859,163.50	6,691,030.21	7,146,315.84	5,318,652.15	4,147,700.81	1,650,136.68	1,025,015.65	976,911.00	

FY2014-2015
GILLESPIE COUNTY, TEXAS
STATEMENT OF
Maintenance & Operating Accounts

	FY2015 as of 03.31.2015	FY2014	FY2013	FY2012	FY2011	FY2010	FY2009	FY2008	FY2007	FY2006	FY2005	FY2004
	As Of Fiscal Year Ending Date											
GENERAL and ROAD & BRIDGE Maintenance & Operating	Net Change for Periods Shown Revenues Less Expenditures Inclusive Interfund Allocations and Adjustments											
General M&O												
F10 General Fund	5,546,193.59	1,497,823.86	1,547,557.43	(717,167.06)	(958,563.92)	(1,204,121.99)	404,967.42	985,802.98	1,480,441.62	1,626,479.69	364,723.50	380,238.89
General Fund Over/(Under) Prior Period	4,048,369.73	(49,733.57)	2,264,724.49	241,396.86	245,558.07	(1,609,089.41)	(580,835.56)	(494,638.64)	(146,038.07)	1,261,756.19	(15,515.39)	
General Fund Cumulative Change for Periods Shown	5,165,954.70	1,117,584.97	1,167,318.54	(1,097,405.95)	(1,338,802.81)	(1,584,360.88)	24,728.53	605,564.09	1,100,202.73	1,246,240.80	(15,515.39)	
Road & Bridge M&O												
F15 County Wide	1,368,865.58	93,208.67	16,403.72	21,073.78	16,610.21	(184,322.26)	(174,441.21)	323,951.23	51,256.11	(110,751.87)	(183,874.03)	366,667.22
F16 Precinct No 1	(61,989.72)	706.85	(3,891.29)	(69,087.35)	(105,686.00)	109,757.28	150,613.76	(128,527.88)	73,946.99	67,211.41	(12,231.34)	22,995.25
F17 Precinct No 2	(3,430.86)	(12,341.08)	4,259.12	(31,234.63)	(147,311.55)	211,681.22	(12,561.56)	23,845.29	85,080.76	(14,329.62)	56,647.31	(64,093.74)
F18 Precinct No 3	(33,021.58)	(122,503.40)	10,578.25	(47,284.57)	(54,176.36)	167,421.30	95,399.28	(167,544.06)	130,215.20	41,772.49	18,975.95	(57,554.40)
F19 Precinct No 4	(30,686.93)	(67,540.64)	53,998.31	(53,962.80)	(37,792.17)	36,799.54	92,346.77	(89,321.97)	150,017.33	57,347.28	53,223.25	(49,418.79)
Sub-Total R&B	1,239,736.49	(108,469.60)	81,348.11	(180,495.57)	(328,355.87)	341,337.08	151,357.04	(37,597.39)	490,516.39	41,249.69	(67,258.86)	218,595.54
Road & Bridge Over/(Under) Prior Period	1,348,206.09	(189,817.71)	261,843.68	147,860.30	(669,692.95)	189,980.04	188,954.43	(528,113.78)	449,266.70	108,508.55	(285,854.40)	
Road & Bridge Cumulative Change for Periods Shown	1,021,140.95	(327,065.14)	(137,247.43)	(399,091.11)	(546,951.41)	122,741.54	(67,238.50)	(256,192.93)	271,920.85	(177,345.85)	(285,854.40)	
Overall Totals												
General / Road & Bridge M&O	6,785,930.08	1,389,354.26	1,628,905.54	(897,662.63)	(1,286,919.79)	(862,784.91)	556,324.46	948,205.59	1,970,958.01	1,667,729.38	297,464.64	598,834.43
Overall Over/(Under) Prior Period	5,396,575.82	(239,551.28)	2,526,568.17	389,257.16	(424,134.88)	(1,419,109.37)	(391,881.13)	(1,022,752.42)	303,228.63	1,370,264.74	(301,369.79)	
Overall Cumulative Change for Periods Shown	6,187,095.65	790,519.83	1,030,071.11	(1,496,497.06)	(1,885,754.22)	(1,461,619.34)	(42,509.97)	349,371.16	1,372,123.58	1,068,894.95	(301,369.79)	

FY2014-2015
GILLESPIE COUNTY, TEXAS
STATEMENT OF
Maintenance & Operating Accounts

	FY2015 as of 03.31.2015	FY2014	FY2013	FY2012	FY2011	FY2010	FY2009	FY2008	FY2007	FY2006	FY2005	FY2004
	As Of Fiscal Year Ending Date											
GENERAL and ROAD & BRIDGE Maintenance & Operating												
Cash Balances												
General M&O												
F10 General Fund	14,973,985.32	9,427,791.73	7,929,967.87	6,382,410.44	7,099,577.50	8,058,141.42	9,262,263.41	8,857,295.99	7,871,493.01	6,391,051.39	4,764,571.70	4,399,848.20
General Fund Over/(Under) Prior Period	5,546,193.59	1,497,823.86	1,547,557.43	(717,167.06)	(958,563.92)	(1,204,121.99)	404,967.42	985,802.98	1,480,441.62	1,626,479.69	364,723.50	
General Fund Cumulative Change for Periods Shown	10,574,137.12	5,027,943.53	3,530,119.67	1,982,562.24	2,699,729.30	3,658,293.22	4,862,415.21	4,457,447.79	3,471,644.81	1,991,203.19	364,723.50	
Road & Bridge M&O												
F15 County Wide	1,747,485.59	378,620.01	285,411.34	269,007.62	247,933.84	231,323.63	415,645.89	590,087.10	266,135.87	214,879.76	325,631.63	509,505.66
F16 Precinct No 1	180,002.50	241,992.22	241,285.37	245,176.66	314,264.01	419,950.01	310,192.73	159,578.97	288,106.85	214,159.86	146,948.45	159,179.79
F17 Precinct No 2	247,277.83	250,708.69	263,049.77	258,790.65	290,025.28	437,336.83	225,655.61	238,217.17	214,371.88	129,291.12	143,620.74	86,973.43
F18 Precinct No 3	110,566.84	143,588.42	266,091.82	255,513.57	302,798.14	356,974.50	189,553.20	94,153.92	261,697.98	131,482.78	89,710.29	70,734.34
F19 Precinct No 4	<u>198,281.71</u>	<u>228,968.64</u>	<u>296,509.28</u>	<u>242,510.97</u>	<u>296,473.77</u>	<u>334,265.94</u>	<u>297,466.40</u>	<u>205,119.63</u>	<u>294,441.60</u>	<u>144,424.27</u>	<u>87,076.99</u>	<u>33,853.74</u>
Sub-Total R&B	2,483,614.47	1,243,877.98	1,352,347.58	1,270,999.47	1,451,495.04	1,779,850.91	1,438,513.83	1,287,156.79	1,324,754.18	834,237.79	792,988.10	860,246.96
Road & Bridge Over/(Under) Prior Period	1,239,736.49	(108,469.60)	81,348.11	(180,495.57)	(328,355.87)	341,337.08	151,357.04	(37,597.39)	490,516.39	41,249.69	(67,258.86)	
Road & Bridge Cumulative Change for Periods Shown	1,623,367.51	383,631.02	492,100.62	410,752.51	591,248.08	919,603.95	578,266.87	426,909.83	464,507.22	(26,009.17)	(67,258.86)	
Overall Totals												
General / Road & Bridge M&O	17,457,599.79	10,671,669.71	9,282,315.45	7,653,409.91	8,551,072.54	9,837,992.33	10,700,777.24	10,144,452.78	9,196,247.19	7,225,289.18	5,557,559.80	5,260,095.16
Overall Over/(Under) Prior Period	6,785,930.08	1,389,354.26	1,628,905.54	(897,662.63)	(1,286,919.79)	(862,784.91)	556,324.46	948,205.59	1,970,958.01	1,667,729.38	297,464.64	
Overall Cumulative Change for Periods Shown	12,197,504.63	5,411,574.55	4,022,220.29	2,393,314.75	3,290,977.38	4,577,897.17	5,440,682.08	4,884,357.62	3,936,152.03	1,965,194.02	297,464.64	

FY2014-2015
GILLESPIE COUNTY, TEXAS
STATEMENT OF
Fund Cash/Investment Balances of County Funds
Managed by County Treasurer

Reporting Period for Maintenance & Operating, COB/GOB Operating & I&S, Special Revenue, Special Revenue--Grants, Trust and Agency	FY2015	FY2014	FY2013	FY2012	FY2011	FY2010	FY2009	FY2008	FY2007	FY2006	FY2005	FY2004	FY2003	FY2002	FY2001
October	17,978,164.94	25,230,555.83	8,816,582.93	9,537,288.92	10,782,786.00	11,614,108.61	10,952,885.50	9,958,440.67	7,952,494.30	6,412,175.43	5,710,864.59	5,339,657.00	5,562,776.43	5,033,726.92	4,347,101.24
November	17,265,750.38	24,953,535.22	8,890,316.88	9,228,798.73	10,570,050.92	11,537,538.96	10,498,869.31	10,152,409.10	8,025,261.13	6,492,254.19	5,815,771.82	5,220,602.83	5,513,508.58	4,915,333.89	4,073,098.62
December	18,099,680.09	26,637,026.05	11,373,696.92	10,169,466.12	11,532,479.69	12,910,952.83	11,682,933.59	10,684,794.29	8,972,555.93	7,597,535.16	6,569,101.79	5,775,095.57	6,725,293.46	5,464,922.96	4,553,826.12
January	21,177,485.65	28,516,107.73	13,685,971.08	13,393,446.13	14,318,444.26	15,498,047.87	14,366,261.90	13,481,253.20	11,165,036.24	9,488,699.54	8,523,475.25	7,456,134.19	7,390,382.57	6,921,671.85	5,917,094.54
February	22,883,610.22	29,162,422.51	14,892,438.88	14,837,413.69	15,203,602.68	15,956,038.21	15,735,998.80	14,555,820.37	12,335,852.17	10,433,012.87	9,341,225.17	8,739,837.04	8,067,857.08	7,169,069.03	6,421,291.43
March	21,915,869.23	28,011,622.33	14,353,262.89	13,961,224.66	14,605,425.43	15,787,975.99	15,568,191.69	14,421,603.69	12,279,235.33	10,315,847.09	9,342,261.49	8,166,505.99	7,877,519.02	6,846,516.10	6,255,513.63
April	25,965,965.28	25,202,625.86	14,036,410.76	13,204,240.38	14,182,107.24	14,911,731.87	15,332,630.30	14,171,385.04	12,168,084.51	10,225,221.29	9,153,636.99	7,705,537.20	7,632,850.74	6,679,522.09	6,165,584.41
May	23,610,769.72	27,806,922.21	13,381,534.31	12,853,474.81	13,180,018.23	14,443,624.89	14,825,308.29	13,675,832.00	11,856,634.81	10,019,168.98	9,181,379.67	7,645,857.66	7,396,585.22	6,758,604.54	6,165,305.69
June	21,673,344.14	26,973,808.70	11,827,636.15	12,450,284.14	13,683,948.69	14,202,648.08	13,175,542.95	11,508,032.29	9,433,093.74	8,832,285.06	7,186,622.71	7,107,557.40	6,425,986.33	5,398,788.82	
July	19,828,413.83	25,790,313.41	10,192,089.49	11,234,719.43	11,652,419.87	13,105,834.49	13,620,954.46	12,336,729.42	11,412,064.22	9,030,022.51	8,376,255.12	6,807,050.38	6,620,898.14	6,217,837.20	4,751,943.98
August	18,465,597.00	25,364,538.77	9,249,883.17	10,192,089.49	11,033,361.48	12,483,092.82	12,576,256.55	11,932,892.72	10,883,175.64	8,667,571.59	7,898,769.17	6,505,004.74	5,984,701.17	5,922,921.60	4,369,221.60
September	19,853,426.75	24,863,165.46	17,113,816.48	11,607,473.47	12,464,271.98	13,602,720.44	13,466,899.42	12,515,569.64	10,752,737.86	8,867,915.28	7,945,432.68	6,865,820.48	6,799,277.23	6,184,321.62	5,179,169.70
FY Monthly Average															
Current Reported Month and Fiscal Year To Date															
Over / (Under)															
Same Month Prior Year															
Prior Fiscal Year End															

GOB Series 2013, Jail Construction
Project, bond funding accounted for
subtle increase in balance ... LL

FY2014-2015
STATEMENT OF
Fund Cash/Investment Balances of County Funds
Managed by County Treasurer

Reporting Period	Maintenance & Operating	COB/GOB Operating & IS	Special Revenue, Grants, Trust and Agency	FY1985	FY1986	FY1987	FY1988	FY1989	FY1990	FY1991	FY1992	FY1993	FY1994	FY1995	FY1996	FY1997	FY1998	FY1999	FY1998	FY1997	FY1996	FY1995	FY1994	FY1993	FY1992	FY1991	FY1990	FY1989	FY1988	FY1987	FY1986	FY1985			
October	5,569,297.39			4,138,349.94	2,669,048.51	2,322,043.99	1,853,442.32	1,554,442.37	1,968,633.68	1,677,992.97	1,738,021.70	1,766,907.01	1,656,979.55	1,479,994.82	1,489,873.32	773,740.58	785,053.51	551,992.07	792,093.37	4,138,349.94	2,669,048.51	2,322,043.99	1,853,442.32	1,554,442.37	1,968,633.68	1,677,992.97	1,738,021.70	1,766,907.01	1,656,979.55	1,479,994.82	1,489,873.32	773,740.58	785,053.51	551,992.07	
November	5,494,174.19			3,944,234.24	2,805,697.13	2,287,658.80	1,738,403.49	1,738,403.49	1,588,939.20	2,054,228.71	1,872,272.98	1,664,926.42	1,738,597.34	1,603,024.84	1,422,802.33	793,137.76	666,242.80	494,761.58	623,030.66	3,944,234.24	2,805,697.13	2,287,658.80	1,738,403.49	1,738,403.49	1,588,939.20	2,054,228.71	1,872,272.98	1,664,926.42	1,738,597.34	1,603,024.84	1,422,802.33	793,137.76	666,242.80	494,761.58	623,030.66
December	6,076,313.15			4,285,123.56	3,467,225.42	2,370,460.19	2,015,412.96	1,553,702.23	2,102,455.14	2,004,156.61	1,927,643.72	2,009,086.57	2,071,100.64	1,749,440.24	1,522,220.64	794,004.97	638,401.65	515,396.75	592,516.53	4,285,123.56	3,467,225.42	2,370,460.19	2,015,412.96	1,553,702.23	2,102,455.14	2,004,156.61	1,927,643.72	2,009,086.57	2,071,100.64	1,749,440.24	1,522,220.64	794,004.97	638,401.65	515,396.75	592,516.53
January	7,413,134.11			5,211,901.34	4,747,606.42	3,294,281.32	2,843,260.54	2,472,762.49	2,546,555.58	2,422,956.29	2,234,617.11	2,447,087.69	2,241,349.45	2,187,618.39	1,886,694.05	1,176,726.03	895,393.31	987,264.23	911,641.21	5,211,901.34	4,747,606.42	3,294,281.32	2,843,260.54	2,472,762.49	2,546,555.58	2,422,956.29	2,234,617.11	2,447,087.69	2,241,349.45	2,187,618.39	1,886,694.05	1,176,726.03	895,393.31	987,264.23	911,641.21
February	8,112,670.95			5,911,367.71	5,322,878.29	3,993,869.93	3,407,005.87	2,960,651.56	2,960,114.57	2,786,604.82	2,577,390.38	2,873,613.36	2,643,751.97	2,516,707.05	2,279,290.31	1,697,770.08	1,530,430.47	1,707,926.04	1,288,938.99	5,911,367.71	5,322,878.29	3,993,869.93	3,407,005.87	2,960,114.57	2,786,604.82	2,577,390.38	2,873,613.36	2,643,751.97	2,516,707.05	2,279,290.31	1,697,770.08	1,530,430.47	1,707,926.04	1,288,938.99	
March	7,916,720.81			5,804,576.79	5,276,473.40	3,867,713.74	3,383,796.71	2,916,434.18	2,701,020.25	2,817,055.25	2,446,335.40	2,811,958.62	2,589,532.80	2,424,636.02	2,300,423.71	1,879,466.93	1,572,385.72	1,654,964.77	1,261,996.19	5,804,576.79	5,276,473.40	3,867,713.74	3,383,796.71	2,916,434.18	2,701,020.25	2,817,055.25	2,446,335.40	2,811,958.62	2,589,532.80	2,424,636.02	2,300,423.71	1,879,466.93	1,572,385.72	1,654,964.77	1,261,996.19
April	7,279,645.37			5,611,303.40	5,147,026.03	3,856,248.10	3,370,510.51	2,844,956.24	2,603,667.16	2,814,731.50	2,445,965.20	2,845,044.26	2,647,946.48	2,446,382.46	2,354,485.13	1,884,438.19	1,647,314.57	1,771,308.72	1,360,124.93	5,611,303.40	5,147,026.03	3,856,248.10	3,370,510.51	2,844,956.24	2,603,667.16	2,814,731.50	2,445,965.20	2,845,044.26	2,647,946.48	2,446,382.46	2,354,485.13	1,884,438.19	1,647,314.57	1,771,308.72	1,360,124.93
May	7,024,737.11			5,597,496.54	5,145,729.29	3,729,564.69	3,275,787.89	2,651,158.09	2,420,785.62	2,795,038.54	2,614,500.86	2,664,830.17	2,595,986.23	2,402,307.66	2,282,817.61	1,897,795.66	1,472,593.18	1,691,409.95	1,210,356.42	5,597,496.54	5,145,729.29	3,729,564.69	3,275,787.89	2,651,158.09	2,420,785.62	2,795,038.54	2,614,500.86	2,664,830.17	2,595,986.23	2,402,307.66	2,282,817.61	1,897,795.66	1,472,593.18	1,691,409.95	1,210,356.42
June	7,145,256.92			5,229,130.33	4,696,201.25	3,531,314.01	2,987,283.92	2,535,222.99	2,084,641.35	2,586,555.11	2,371,095.71	2,474,786.80	2,436,392.72	2,319,796.07	2,217,931.41	1,815,598.58	1,439,656.15	1,651,635.17	1,129,347.73	5,229,130.33	4,696,201.25	3,531,314.01	2,987,283.92	2,535,222.99	2,084,641.35	2,586,555.11	2,371,095.71	2,474,786.80	2,436,392.72	2,319,796.07	2,217,931.41	1,815,598.58	1,439,656.15	1,651,635.17	1,129,347.73
July	6,774,716.61			5,019,100.05	4,695,468.93	3,445,413.11	2,962,321.73	2,375,375.37	2,030,459.33	2,324,665.35	2,086,490.66	2,166,748.69	2,373,369.73	2,247,875.53	2,067,556.08	1,770,363.23	1,314,952.63	1,548,746.47	998,709.28	5,019,100.05	4,695,468.93	3,445,413.11	2,962,321.73	2,375,375.37	2,030,459.33	2,324,665.35	2,086,490.66	2,166,748.69	2,373,369.73	2,247,875.53	2,067,556.08	1,770,363.23	1,314,952.63	1,548,746.47	998,709.28
August	6,378,509.89			4,875,181.07	4,508,722.39	3,369,985.56	2,786,747.61	2,218,481.28	1,819,617.83	2,263,605.13	2,029,973.96	2,078,961.54	2,158,156.49	1,995,691.66	1,950,450.56	1,733,930.99	1,181,205.11	1,466,150.68	824,648.71	4,875,181.07	4,508,722.39	3,369,985.56	2,786,747.61	2,218,481.28	1,819,617.83	2,263,605.13	2,029,973.96	2,078,961.54	2,158,156.49	1,995,691.66	1,950,450.56	1,733,930.99	1,181,205.11	1,466,150.68	824,648.71
September	5,956,917.19			4,575,232.89	4,394,094.37	3,208,449.92	2,590,681.06	2,098,133.77	1,584,937.70	2,069,733.13	1,872,419.95	1,917,213.24	2,014,947.50	1,766,243.49	1,643,269.78	1,541,576.26	770,951.77	839,823.87	671,522.07	4,575,232.89	4,394,094.37	3,208,449.92	2,590,681.06	2,098,133.77	1,584,937.70	2,069,733.13	1,872,419.95	1,917,213.24	2,014,947.50	1,766,243.49	1,643,269.78	1,541,576.26	770,951.77	839,823.87	671,522.07
	181,138.52	1,185,644.45	617,768.86	492,547.29	513,196.07	(484,795.43)	197,313.18	(44,793.29)	(97,734.26)	248,704.01	122,973.71	101,693.52	770,624.49	(68,872.10)	168,301.80					181,138.52	1,185,644.45	617,768.86	492,547.29	513,196.07	(484,795.43)	197,313.18	(44,793.29)	(97,734.26)	248,704.01	122,973.71	101,693.52	770,624.49	(68,872.10)	168,301.80	

NOTE: Rollback election held April 05, 1986 ... rollback passed

GILLESPIE COUNTY, TEXAS
COUNTY SALES TAX ALLOCATION SUMMARY
March 1988 through FY2015

Period Tax Allocation Received	FY1988	FY1989	FY1990	FY1991	FY1992	FY1993	FY1994	FY1995	FY1996	FY1997	FY1998	FY1999	FY2000	FY2001	FY2002	FY2003	FY2004	FY2005	
October	22,614.66	26,581.56	33,537.36	36,892.75	41,601.10	40,891.81	82,743.15	56,456.86	52,039.59	54,837.06	50,951.69	65,241.66	66,865.34	75,743.16	81,976.06	77,478.63	82,681.54		
September and 3rd Quarter	43,215.06	44,231.67	43,279.83	50,014.92	55,881.19	64,445.89	64,104.67	61,441.85	62,637.05	66,939.70	74,731.00	69,172.12	80,097.63	88,692.77	87,008.80	94,471.11	103,544.31		
December	24,972.61	27,072.59	27,163.79	32,965.97	40,151.47	46,769.87	49,676.22	60,611.06	60,993.07	70,326.26	85,955.47	70,180.00	82,667.48	77,782.13	84,302.14	87,745.68			
January	23,143.13	26,570.51	34,666.95	33,040.89	47,672.78	61,026.80	58,115.99	55,693.53	56,382.42	60,499.63	58,712.49	79,145.12	77,326.63	85,504.02	80,680.57	82,483.12			
February	55,058.79	55,601.40	59,602.45	64,014.68	85,296.84	86,415.96	79,878.42	75,116.78	82,205.56	94,754.60	105,116.56	89,785.36	104,689.49	112,735.46	104,097.24	115,871.26	121,222.18		
March	19,376.35	22,642.31	27,766.80	30,546.86	42,641.80	37,823.26	44,989.12	55,064.23	49,941.44	54,150.75	58,367.91	72,738.72	61,652.97	77,471.73	65,204.25	71,764.27	85,739.66		
April	13,766.26	16,223.31	22,431.61	26,567.66	42,480.30	69,059.85	45,858.42	50,129.00	45,435.42	53,515.01	59,649.70	66,084.12	69,817.85	72,330.32	62,331.14	70,741.63	65,194.79		
May	37,630.57	41,151.11	44,480.87	46,655.96	31,203.05	66,318.77	57,489.64	64,876.89	62,424.84	69,091.17	81,409.71	96,441.51	93,043.82	84,505.94	83,443.25	102,949.16	112,599.80		
June	24,530.57	24,078.76	27,059.33	31,503.80	41,913.33	48,605.58	44,847.36	48,586.21	56,749.69	61,687.08	77,574.05	72,276.15	70,155.54	79,441.16	92,403.56	87,764.45	89,329.15	105,312.44	
July	20,139.41	24,953.23	27,959.52	34,719.01	43,922.13	49,404.53	48,398.42	50,605.85	54,902.82	57,092.55	64,608.17	59,958.51	76,576.31	87,695.36	89,767.62	86,277.93	82,641.66	94,818.82	
August	46,170.12	46,397.69	50,868.17	50,668.66	58,425.43	73,116.78	67,507.13	66,669.81	59,649.35	72,612.17	84,456.60	98,754.26	91,921.77	118,408.67	90,669.66	95,008.16	113,562.54	120,028.46	
September	24,924.06	28,456.24	28,967.84	33,905.34	56,740.88	52,232.41	46,155.60	61,535.89	71,272.01	70,867.09	72,854.10	69,870.60	74,040.54	81,351.52	82,708.52	84,660.29	88,592.39	100,674.13	
Total Per Year	177,209.11	371,069.14	408,705.37	447,587.81	531,788.15	654,863.55	679,601.81	714,336.98	713,466.19	742,999.64	814,374.71	870,123.86	947,268.24	986,071.14	1,045,200.46	1,008,093.44	1,072,404.53	1,172,245.33	
Total All Years	177,209.11	546,278.25	954,883.62	1,402,571.43	1,934,359.58	2,589,223.13	3,268,824.94	3,983,161.92	4,896,628.11	5,439,627.75	6,254,002.46	7,124,126.32	8,071,394.56	9,067,465.70	10,112,666.16	11,118,759.60	12,191,164.13	13,363,409.46	
\$ Inc / (Dec) Over Prior Year	193,860.03	35,636.23	40,882.44	84,200.34	123,075.40	24,738.26	34,735.17	(670.79)	29,533.45	71,375.07	55,749.15	77,144.38	48,802.80	49,129.32	(39,107.02)	66,311.09	89,840.80		
% Inc / (Dec) Over Prior Year	109.40%	8.60%	10.05%	18.81%	23.14%	3.78%	5.11%	-0.12%	4.14%	9.61%	8.85%	8.87%	5.15%	4.93%	-3.74%	6.59%	9.31%		
Calendar Year	0.00	267,411.64	378,752.42	412,620.54	463,560.47	558,648.27	669,137.56	711,691.42	690,744.53	719,148.96	750,582.57	827,513.03	894,484.16	950,041.96	1,020,031.58	1,044,865.04	1,015,577.33	1,080,124.38	
\$ Inc / (Dec) Over Prior Year	267,411.64	111,340.78	34,008.12	50,739.93	95,067.80	110,489.29	42,553.66	(20,946.89)	28,404.43	31,433.61	76,930.46	66,871.13	55,557.80	69,889.62	24,833.46	(28,267.71)	74,547.05		

Calendar Year

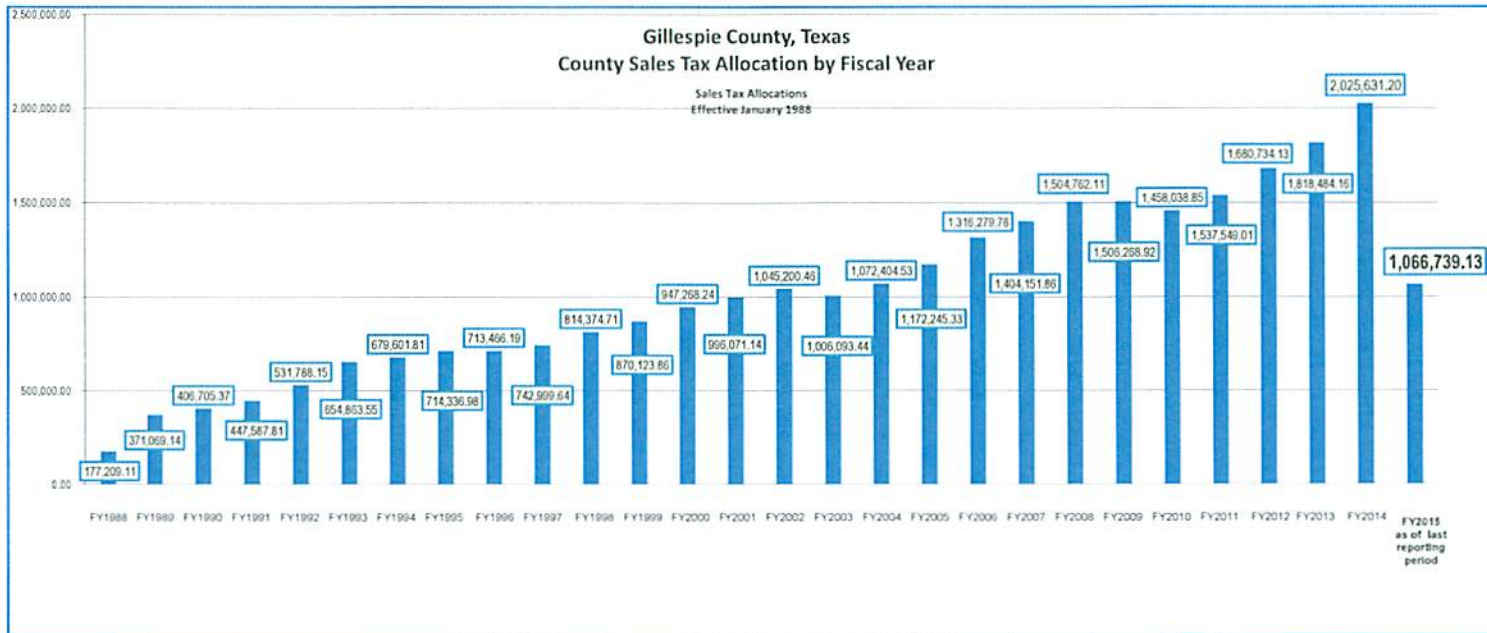
GILLESPIE COUNTY, TEXAS
COUNTY SALES TAX ALLOCATION SUMMARY

March 1988 through FY2015

FY2006	FY2007	FY2008	FY2009	FY2010	FY2011	FY2012	FY2013	FY2014	FY2015	Tax Collection Period Covered	Period Tax Allocation Received	Overall Average Per Month	FY2014 Over / (Under) Same Period FY2013	
													Month Of	YTD
95,196.86	106,167.81	115,258.59	118,217.21	102,116.77	112,243.67	125,892.57	141,081.58	146,138.99	157,617.65	August	October	80,759.17	11,478.69	11,478.69
110,963.24	122,702.26	130,133.07	134,938.43	123,352.45	139,931.32	131,441.01	134,815.56	165,928.20	184,365.11	September and 3rd Quarter	November	94,017.80	18,436.91	29,915.60
100,977.05	106,040.22	118,582.93	120,353.68	121,763.89	122,844.30	127,081.99	144,695.63	158,611.46	185,647.66	October	December	84,852.01	27,036.20	56,951.60
107,956.62	116,856.59	121,835.04	124,899.65	114,005.56	129,099.90	135,485.95	156,063.01	159,082.75	173,843.05	November	January	87,133.02	14,760.30	71,712.10
137,746.11	151,528.51	158,719.04	156,720.77	152,630.86	164,529.87	171,080.19	193,126.02	202,308.32	223,742.03	December, 4th Quarter, Yearly	February	118,914.66	21,433.71	93,145.81
89,543.91	88,396.24	99,481.19	98,684.79	90,364.94	97,024.18	107,810.68	120,617.71	136,428.71	141,523.60	January	March	69,969.53	5,094.89	98,240.70
87,212.18	92,872.45	104,111.05	99,616.55	93,204.34	92,537.54	118,975.35	134,236.14	146,805.07		February	April	69,433.12		
125,621.99	132,335.88	133,405.05	141,709.49	148,772.69	153,252.45	177,882.27	187,322.27	195,085.16		March and 1st Quarter	May	98,984.13		
109,484.20	113,117.58	133,410.60	129,041.03	127,995.46	129,743.30	144,969.57	152,170.48	189,564.70		April	June	85,745.34		
112,088.28	119,846.83	122,196.26	117,201.96	116,809.95	125,153.69	140,436.50	154,274.37	165,319.97		May	July	82,513.32		
130,749.36	138,119.40	142,780.87	136,001.87	141,909.04	153,274.75	160,837.54	148,661.30	187,789.04		June and 2nd Quarter	August	101,672.47		
108,739.98	116,168.09	124,848.42	128,883.49	125,112.90	117,914.04	138,870.51	151,120.09	172,568.83		July	September	85,713.18		
<p>NOTATION: sales tax allocation was reduced by an audit collection of (\$25,072.31) related to a Computerizer audit showing a 2012 transaction(s) outside the City of Fredericksburg that was incorrectly reported. This also had a large impact upon the State's sales tax revenue... without audit adjustment net to County would have been no less than \$179,870.00. 2013 08 08 LL</p>														
1,316,279.78	1,404,151.86	1,504,762.11	1,506,268.92	1,458,038.85	1,537,549.01	1,680,764.13	1,818,484.16	2,025,631.20	1,066,739.13		Total Per Year	1,022,790.35		(958,892.07)
14,679,689.24	16,083,841.10	17,588,603.21	19,094,872.13	20,552,910.98	22,090,459.99	23,771,224.12	25,589,708.28	27,615,339.48	28,682,078.61		Total All Years			
												Annual Average		
												\$ Inc / (Dec) Over Prior Year	32,945.56	
												% Inc / -Dec Over Prior Year		
12.29%	6.68%	7.17%	0.10%	-3.20%	5.45%	9.31%	8.19%	11.39%	-47.34%					
CY2005	CY2006	CY2007	CY2008	CY2009	CY2010	CY2011	CY2012	CY2013	CY2014					
1,205,410.75	1,344,052.92	1,433,216.16	1,514,296.84	1,479,992.71	1,485,825.03	1,546,945.29	1,717,241.33	1,868,270.04	2,082,583.00					
115,286.37	138,642.17	89,163.24	81,080.68	(34,304.13)	5,832.32	61,120.26	170,296.04	151,028.71	214,312.96			\$ Inc / (Dec) Over Prior Calendar Year		

GILLESPIE COUNTY, TEXAS
COUNTY SALES TAX ALLOCATION SUMMARY

March 1988 through FY2015



**GILLESPIE COUNTY, TEXAS
REPAYMENT OF ERRONEOUS RECEIPT OF SALES AND USE TAX**

January 1997 Through October 2016

	Year 1 1997	Year 2 1998	Year 3 1999	Year 4 2000	Year 5 2001	Year 6 2002	Year 7 2003	Year 8 2004	Year 9 2005	Year 10 2006	Year 11 2007	Year 12 2008	Year 13 2009	Year 14 2010	Year 15 2011	Year 16 2012	Year 17 2013	Year 18 2014	Year 19 2015	Year 20 2016	
Actual Balance At Year Start	201,276.54	190,683.06	180,089.58	169,496.10	158,902.62	148,309.14	137,715.66	127,122.18	116,528.70	105,935.22	95,341.74	84,748.26	74,154.78	63,561.30	52,967.82	42,374.34	31,780.86	21,187.38			
January	2,648.37	2,648.37	2,648.37	2,648.37	2,648.37	2,648.37	2,648.37	2,648.37	2,648.37	2,648.37	2,648.37	2,648.37	2,648.37	2,648.37	2,648.37	2,648.37	2,648.37	2,648.37	2,648.37	2,648.37	2,648.37
April	2,648.37	2,648.37	2,648.37	2,648.37	2,648.37	2,648.37	2,648.37	2,648.37	2,648.37	2,648.37	2,648.37	2,648.37	2,648.37	2,648.37	2,648.37	2,648.37	2,648.37	2,648.37	2,648.37	2,648.37	2,648.37
July	2,648.37	2,648.37	2,648.37	2,648.37	2,648.37	2,648.37	2,648.37	2,648.37	2,648.37	2,648.37	2,648.37	2,648.37	2,648.37	2,648.37	2,648.37	2,648.37	2,648.37	2,648.37	2,648.37	2,648.37	2,648.37
October	2,648.37	2,648.37	2,648.37	2,648.37	2,648.37	2,648.37	2,648.37	2,648.37	2,648.37	2,648.37	2,648.37	2,648.37	2,648.37	2,648.37	2,648.37	2,648.37	2,648.37	2,648.37	2,648.37	2,648.37	2,648.37
Total Remitted To Date	10,593.48	21,186.96	31,780.44	42,373.92	52,967.40	63,560.88	74,154.36	84,747.84	95,341.32	105,934.80	116,528.28	127,121.76	137,715.24	148,308.72	158,902.20	169,495.68	180,089.16	190,682.64	195,979.38		
Actual Balance To Date	201,276.54	190,683.06	180,089.58	169,496.10	158,902.62	148,309.14	137,715.66	127,122.18	116,528.70	105,935.22	95,341.74	84,748.26	74,154.78	63,561.30	52,967.82	42,374.34	31,780.86	21,187.38	15,890.64		
Projected Balance At Year End	201,276.54	190,683.06	180,089.58	169,496.10	158,902.62	148,309.14	137,715.66	127,122.18	116,528.70	105,935.22	95,341.74	84,748.26	74,154.78	63,561.30	52,967.82	42,374.34	31,780.86	21,187.38	10,593.90	0.00	

Gillespie County proposal of repayment (as outlined in letter of October 18, 1996) as accepted by State Comptroller ...
Gillespie County will make 80 quarterly payments (due first of each month: January, April, July, and October)
for 20 years beginning January 01, 1997:

79 quarterly payments of \$2,648.37 each beginning on January 01, 1997 through July 01, 2016 and
a final payment of \$2,648.79 on October 01, 2016 for a total of \$211,870.02.

Gillespie County, Texas

Hotel Occupancy Tax ... Quarterly Recaps
As of March 31, 2015

HOT Collection/Remittance Period	Collections		Disbursements		Cash Balance
	HOT P&I & Interest		Convention & Visitors Bureau	Organizations etc	
2nd Quarter 2015					546,535.18
1st Quarter 2015		122,937.00			546,535.18
4th Quarter 2014		104,239.90	127,742.50		423,598.18
3rd Quarter 2014		120,711.31			447,100.78
Sub-Total	220,145.71	347,888.21	127,742.50	0.00	
2nd Quarter 2014		95,362.58	111,163.00	120,000.00	326,389.47
1st Quarter 2014		92,050.01			462,189.89
4th Quarter 2013		90,687.97	111,163.00		370,139.88
3rd Quarter 2013		82,776.94			390,614.91
Sub-Total	18,551.50	360,877.50	222,326.00	120,000.00	
2nd Quarter 2013		82,927.36	96,357.50	80,000.00	307,837.97
1st Quarter 2013		102,188.41			401,268.11
4th Quarter 2012		56,763.25	96,357.50		299,079.70
3rd Quarter 2012		69,377.43			338,673.95
Sub-Total	38,541.45	311,256.45	192,715.00	80,000.00	
2nd Quarter 2012		76,505.61	84,193.50	11,000.00	269,296.52
1st Quarter 2012		67,043.98		69,000.00	287,984.41
4th Quarter 2011		63,485.70	84,193.50		289,940.43
3rd Quarter 2011		62,766.18			310,648.23
Sub-Total	21,414.47	269,801.47	168,387.00	80,000.00	
2nd Quarter 2011		60,050.07	80,530.57		247,882.05
1st Quarter 2011		61,473.10		80,000.00	268,362.55
4th Quarter 2010		47,182.38	80,530.57		286,889.45
3rd Quarter 2010		67,036.85			320,237.64
Sub-Total	(5,318.74)	235,742.40	161,061.14	80,000.00	
2nd Quarter 2010		47,363.32	82,089.00	61,500.00	253,200.79
1st Quarter 2010		67,910.43			349,426.47
4th Quarter 2009		46,539.68	82,089.00		281,516.04
3rd Quarter 2009		63,672.15			317,065.36
Sub-Total	(192.42)	225,485.58	164,178.00	61,500.00	
2nd Quarter 2009		55,182.22			253,393.21
1st Quarter 2009		68,196.40	80,854.20		198,210.99
4th Quarter 2008		43,834.09	80,854.20		210,868.79
3rd Quarter 2008		75,474.18		15,000.00	247,888.90
Sub-Total	65,978.49	242,686.89	161,708.40	15,000.00	
2nd Quarter 2008		52,205.02	100,000.00		187,414.72
1st Quarter 2008		62,603.17			235,209.70
4th Quarter 2007		53,485.43			172,606.53
3rd Quarter 2007		61,352.43			119,121.10
Sub-Total	129,646.05	229,646.05	100,000.00	0.00	
2nd Quarter 2007		57,271.57			57,768.67
1st Quarter 2007		497.10	0.00	0.00	497.10
Sub-Total	57,768.67	57,768.67	0.00	0.00	
			1,298,118.04	436,500.00	
Revenues	2,281,153.22				
Totals All Years			Net Cash Effect	546,535.18	
	Expenditures	1,734,618.04			

GILLESPIE COUNTY, TEXAS

GOB Series 2010 Refunding Bonds ... December.2010
Post COB Series 2001 ... September.2001

Bond Redemptions & Interest Payment Schedule
February.2011 through February.2021

		Year 1	Year 2	Year 3	Year 4	Year 5	Year 6	Year 7	Year 8	Year 9	Year 10	Year 11		
		2011	2012	2013	2014	2015	2016	2017	2018	2019	2020	2021		
Actual Balance		1,839,134.46	1,779,647.50	1,603,672.50	1,429,447.50	1,247,370.00							Actual Balance	
At Year Start													At Year Start	
February	bonds	35,000.00	140,000.00	140,000.00	150,000.00	150,000.00							bonds	February
	interest	6,079.46	18,407.50	17,567.50	16,657.50	15,420.00							interest	
August	bonds	0.00	0.00	0.00	0.00							bonds	August	
	interest	18,407.50	17,567.50	16,657.50	15,420.00							interest		
Total Remitted		59,486.96	235,461.96	409,686.96	591,764.46	757,184.46	757,184.46	757,184.46	757,184.46	757,184.46	757,184.46	757,184.46	Total Remitted	
To Date													To Date	
Actual Balance		1,779,647.50	1,603,672.50	1,429,447.50	1,247,370.00	1,081,950.00							Actual Balance	
To Date													To Date	
Projected Pymnt		59,486.96	175,975.00	174,225.00	182,077.50	179,377.50	176,265.00	177,677.50	178,540.00	178,865.00	178,670.00	177,975.00	Projected Pymnt	
Per Year													Per Year	
Projected Balance		1,779,647.50	1,603,672.50	1,429,447.50	1,247,370.00	1,067,992.50	891,727.50	714,050.00	535,510.00	356,645.00	177,975.00	0.00	Projected Balance	
At Year End													At Year End	

\$1,988,356.26 COB Series 2001 Debt Service on Refunded Bonds	\$1,590,000.00 Principal	\$1,590,000.00 Series 2010 Sources of Funds..Proceeds of Bonds
\$1,839,134.46 GOB Series 2010 Refunded Bonds	\$249,134.46 interest	\$38,746.50 Cost of Issuance
\$149,221.80 Net savings	\$1,839,134.46 GOB Series 2010, Refunding Bonds	\$1,551,253.50 Deposit to Escrow

Original Certificates of Obligation Bonds Series 2001 payments started February 2002
 Series 2010 Refunding Interest and Bond Redemptions due February of each year starting February of 2011
 Series 2010 Refunding Interest only due August of each year starting August of 2011

GILLESPIE COUNTY, TEXAS

GOB Series 2013 ... Jail Project

Bond Redemptions Interest Payment Schedule
February.2014 through February.2033

Schedule Bond Redemption & Interest Payment		Initial Receipt of Bonds June.2013	Year 1 2014	Year 2 2015	Year 3 2016	Year 4 2017	Year 5 2018	Year 6 2019	Year 7 2020	Year 8 2021	Year 9 2022	Year 10 2023	Year 11 2024
Projected Balances At Year Start		20,429,713.00	20,429,713.00	19,408,475.00	18,387,525.00	17,367,275.00	16,347,925.00	15,324,725.00	14,300,875.00	13,279,650.00	12,256,300.00	11,234,800.00	10,214,600.00
February	bonds	0.00	395,000.00	530,000.00	540,000.00	550,000.00	565,000.00	580,000.00	595,000.00	620,000.00	645,000.00	670,000.00	700,000.00
	interest	0.00	378,113.00	248,125.00	242,825.00	237,425.00	231,925.00	226,275.00	217,575.00	208,650.00	194,700.00	181,800.00	168,400.00
August	bonds	0.00	0.00	0.00	0.00	0.00	0.00	0.00	0.00	0.00	0.00	0.00	0.00
	interest	0.00	248,125.00	242,825.00	237,425.00	231,925.00	226,275.00	217,575.00	208,650.00	194,700.00	181,800.00	168,400.00	154,400.00
Projected Total Remittance		0.00	1,021,238.00	2,042,188.00	3,062,438.00	4,081,788.00	5,104,988.00	6,128,838.00	7,150,063.00	8,173,413.00	9,194,913.00	10,215,113.00	11,237,913.00
Project Balances At Year End		20,429,713.00	19,408,475.00	18,387,525.00	17,367,275.00	16,347,925.00	15,324,725.00	14,300,875.00	13,279,650.00	12,256,300.00	11,234,800.00	10,214,600.00	9,191,800.00
Bonds Issued June.2014													
Principal and Interest payments due February of each year starting February of 2014													
Interest only payments due August of each year starting August of 2014													

Outstanding Tax Secured Debt		Initial Receipt of Bonds June.2013	Year 1 2014	Year 2 2015	Year 3 2016	Year 4 2017	Year 5 2018	Year 6 2019	Year 7 2020	Year 8 2021	Year 9 2022	Year 10 2023	Year 11 2024
Balances At Year Start		20,429,713.00	20,429,713.00	19,408,475.50									
February	bonds	0.00	395,000.00	530,000.00									
	interest	0.00	378,112.50	248,125.00									
August	bonds	0.00	0.00										
	interest	0.00	248,325.00										
	adjustment		(200.00)										
Total Annual Remittances		0.00	1,021,237.50	778,125.00									
Total Remittances To Date		0.00	1,021,237.50	1,799,362.50									

GILLESPIE COUNTY, TEXAS

GOB Series 2013 ... Jail Project

Bond Redemptions Interest Payment Schedule
February, 2014 through February, 2033

Schedule Bond Redemption & Interest Payment	Year 12	Year 13	Year 14	Year 15	Year 16	Year 17	Year 18	Year 19	Year 20
	2025	2026	2027	2028	2029	2030	2031	2032	2033
Projected Balances At Year Start	9,191,800.00	8,172,500.00	7,152,800.00	6,129,000.00	5,107,400.00	4,084,300.00	3,061,100.00	2,039,200.00	1,020,000.00
February bonds interest	725,000.00 154,400.00	755,000.00 139,900.00	790,000.00 124,800.00	820,000.00 109,000.00	855,000.00 92,600.00	890,000.00 75,500.00	925,000.00 57,700.00	960,000.00 39,200.00	1,000,000.00 20,000.00
August bonds interest	0.00 139,900.00	0.00 124,800.00	0.00 109,000.00	0.00 92,600.00	0.00 75,500.00	0.00 57,700.00	0.00 39,200.00	0.00 20,000.00	0.00 0.00
Projected Total Remittance	12,257,213.00	13,276,913.00	14,300,713.00	15,322,313.00	16,345,413.00	17,368,613.00	18,390,513.00	19,409,713.00	20,429,713.00
Project Balances At Year End	8,172,500.00	7,152,800.00	6,129,000.00	5,107,400.00	4,084,300.00	3,061,100.00	2,039,200.00	1,020,000.00	0.00

Outstanding Tax Secured Debt	Year 12	Year 13	Year 14	Year 15	Year 16	Year 17	Year 18	Year 19	Year 20
	2025	2026	2027	2028	2029	2030	2031	2032	2033
Balances At Year Start									
February bonds interest									
August bonds interest									
Total Annual Remittances									
Total Remittances To Date									

GILLESPIE COUNTY, TEXAS
Capital Assets Lease/Purchase ... Contract 6451, September.2013
Road & Bridge Departments

PROJECTED Payments

PROJECTED Payments	FY2014			FY2015			FY2016			FY2017			FY2018			FY2019		
	Total Payment	Principal	Interest	Total Payment	Principal	Interest	Total Payment	Principal	Interest	Total Payment	Principal	Interest	Total Payment	Principal	Interest	Total Payment	Principal	Interest
Balance At Year Start	313,262.40			261,052.00			198,399.52			135,747.04			73,094.56			10,442.08		
October	payment			5,221.04			5,221.04			5,221.04			5,221.04			5,221.04		
	principal/interest				4,448.50	772.54	4,622.79	598.25	4,803.90	417.14	4,992.12	28.92	5,187.70	33.34				
November	payment			5,221.04			5,221.04			5,221.04			5,221.04			5,221.04		
	principal/interest				4,462.77	758.27	4,637.62	583.42	4,819.31	401.73	5,008.13	212.91	5,204.37	16.67				
December	payment	5,221.04		5,221.04			5,221.04			5,221.04			5,221.04					
	principal/interest		3,882.97	1,338.07	4,477.08	743.96	4,652.49	568.55	4,834.77	386.27	5,024.20	196.84						
January	payment	5,221.04		5,221.04			5,221.04			5,221.04			5,221.04					
	principal/interest		4,322.11	898.93	4,491.44	729.60	4,667.42	553.62	4,850.28	370.76	5,040.31	180.73						
February	payment	5,221.04		5,221.04			5,221.04			5,221.04			5,221.04					
	principal/interest		4,335.97	885.07	4,505.85	715.19	4,682.39	538.65	4,865.84	355.20	5,056.48	164.56						
March	payment	5,221.04		5,221.04			5,221.04			5,221.04			5,221.04					
	principal/interest		4,349.88	871.16	4,520.30	700.74	4,697.41	523.63	4,881.45	339.59	5,072.70	148.34						
April	payment	5,221.04		5,221.04			5,221.04			5,221.04			5,221.04					
	principal/interest		4,363.83	857.21	4,534.80	686.24	4,712.48	508.56	4,897.11	323.93	5,088.97	132.07						
May	payment	5,221.04		5,221.04			5,221.04			5,221.04			5,221.04					
	principal/interest		4,377.83	843.21	4,549.35	671.69	4,727.59	493.45	4,912.82	308.22	5,105.30	115.74						
June	payment	5,221.04		5,221.04			5,221.04			5,221.04			5,221.04					
	principal/interest		4,391.87	829.17	4,563.94	657.10	4,742.76	478.28	4,928.57	292.47	5,121.67	99.37						
July	payment	5,221.04		5,221.04			5,221.04			5,221.04			5,221.04					
	principal/interest		4,405.96	815.08	4,578.58	642.46	4,757.97	463.07	4,944.38	276.66	5,138.10	82.94						
August	payment	5,221.04		5,221.04			5,221.04			5,221.04			5,221.04					
	principal/interest		4,420.10	800.94	4,593.27	627.77	4,773.23	447.81	4,960.24	260.80	5,154.58	66.46						
September	payment	5,221.04		5,221.04			5,221.04			5,221.04			5,221.04					
	principal/interest		4,434.27	786.77	4,608.01	613.03	4,788.54	432.50	4,976.16	244.88	5,171.12	49.92						
Total Proposed Payments Per Year																		
	Total Payments	52,210.40		62,652.48			62,652.48			62,652.48			62,652.48			10,442.08		
	Principal		43,284.79		54,333.89		56,462.69			58,674.83			60,973.68			10,392.07		
	Interest			8,925.61		8,318.59		6,189.79		3,977.65		1,478.80						50.01
Projected Balance Year End																		
			261,052.00		198,399.52		135,747.04			73,094.56			10,442.08			0.00		

GILLESPIE COUNTY, TEXAS
Capital Assets Lease/Purchase ... Contract 6451, September.2013
Road & Bridge Departments

ACTUAL Payments

ACTUAL Payments	FY2014			FY2015			FY2016			FY2017			FY2018			FY2019		
	Total Payment	Principal	Interest	Total Payment	Principal	Interest	Total Payment	Principal	Interest	Total Payment	Principal	Interest	Total Payment	Principal	Interest	Total Payment	Principal	Interest
Balance At Year Start	313,202.40			255,840.96														
October payment				5,221.04														
principal/interest				4,462.77		758.27												
November payment				5,221.04														
principal/interest				4,477.03		743.96												
December payment	10,442.08			5,221.04														
principal/interest	8,205.08		2,237.00	4,491.44		729.60												
January payment	5,221.04			5,221.04														
principal/interest	4,335.97		885.07	4,505.85		715.19												
February payment	5,221.04			5,221.04														
principal/interest	4,349.88		871.16	4,520.30		700.74												
March payment	5,221.04			5,221.04														
principal/interest	4,363.83		857.21	4,534.80		686.24												
April payment	5,221.04																	
principal/interest	4,377.83		843.21															
May payment	5,221.04																	
principal/interest	4,391.87		829.17															
June payment	5,221.04																	
principal/interest	4,405.96		815.08															
July payment	5,211.04																	
principal/interest	4,420.10		790.94															
August payment	5,221.04																	
principal/interest	4,434.27		786.77															
September payment	5,221.04																	
principal/interest	4,448.50		772.54															
Total Payments as of Current Date																		
Total Payments	57,421.44			31,326.24														
Principal	47,733.29			26,982.24														
Interest	9,688.15			4,334.00														
Balance as of Current Period																		
	255,840.96			224,514.72														

GILLESPIE COUNTY, TEXAS
Public Property Finance ... Contract 6774, October 24, 2014
Sheriff Office ... Law Enforcement Radio System Upgrade

PROJECTED Payments

PROJECTED Payments	FY2015			FY2016			FY2017			FY2018			FY2019		
	Total Payment	Principal	Interest	Total Payment	Principal	Interest	Total Payment	Principal	Interest	Total Payment	Principal	Interest	Total Payment	Principal	Interest
Balance Year Start	685,683.60			622,829.27			554,260.91			485,692.55			417,124.19		
October	payment	0.00		5,714.03			5,714.03			5,714.03			5,714.03		
	principal/interest				4,141.76	1,572.27		4,291.13	1,422.90		4,445.88	1,268.15		4,606.21	1,107.82
November	payment	5,714.03		5,714.03			5,714.03			5,714.03			5,714.03		
	principal/interest		3,782.22	1,931.81	4,154.01	1,560.02	4,303.81	1,410.22	4,459.02	1,255.01	4,619.83	1,094.20			
December	payment	5,714.03		5,714.03			5,714.03			5,714.03			5,714.03		
	principal/interest		4,021.27	1,692.76	4,166.29	1,547.74	4,316.54	1,397.49	4,472.21	1,241.82	4,633.49	1,080.54			
January	payment	5,714.03		5,714.03			5,714.03			5,714.03			5,714.03		
	principal/interest		4,033.16	1,680.87	4,178.61	1,535.42	4,329.30	1,384.73	4,485.43	1,228.60	4,647.19	1,066.84			
February	payment	5,714.03		5,714.03			5,714.03			5,714.03			5,714.03		
	principal/interest		4,045.09	1,668.94	4,190.96	1,523.07	4,342.10	1,371.93	4,498.69	1,215.34	4,660.93	1,053.10			
March	payment	5,714.03		5,714.03			5,714.03			5,714.03			5,714.03		
	principal/interest		4,057.05	1,656.98	4,203.35	1,510.68	4,354.94	1,359.09	4,511.99	1,202.04	4,674.71	1,039.32			
April	payment	5,714.03		5,714.03			5,714.03			5,714.03			5,714.03		
	principal/interest		4,069.04	1,644.99	4,215.78	1,498.25	4,367.82	1,346.21	4,525.33	1,188.70	4,688.53	1,025.50			
May	payment	5,714.03		5,714.03			5,714.03			5,714.03			5,714.03		
	principal/interest		4,081.07	1,632.96	4,228.25	1,485.78	4,380.73	1,333.30	4,538.71	1,175.32	4,702.39	1,011.64			
June	payment	5,714.03		5,714.03			5,714.03			5,714.03			5,714.03		
	principal/interest		4,093.14	1,620.89	4,240.75	1,473.28	4,393.68	1,320.35	4,552.13	1,161.90	4,716.30	997.73			
July	payment	5,714.03		5,714.03			5,714.03			5,714.03			5,714.03		
	principal/interest		4,105.24	1,608.79	4,253.29	1,460.74	4,406.67	1,307.36	4,565.59	1,148.44	4,730.24	983.79			
August	payment	5,714.03		5,714.03			5,714.03			5,714.03			5,714.03		
	principal/interest		4,117.38	1,596.65	4,265.86	1,448.17	4,419.70	1,294.33	4,579.09	1,134.94	4,744.23	969.80			
September	payment	5,714.03		5,714.03			5,714.03			5,714.03			5,714.03		
	principal/interest		4,129.55	1,584.48	4,278.48	1,435.55	4,432.77	1,281.26	4,592.63	1,121.40	4,758.25	955.78			
Total Proposed Payments Per Year															
Total Payments	62,854.33			68,568.36			68,568.36			68,568.36			68,568.36		
Principal	44,534.21			50,517.39			52,339.19			54,226.70			56,182.30		
Interest		18,320.12			18,050.97			16,229.17			14,341.66			12,386.06	
Projected Balance Year End															
	622,829.27			554,260.91			485,692.55			417,124.19			348,555.83		

GILLESPIE COUNTY, TEXAS
Public Property Finance ... Contract 6774, October 24, 2014
Sheriff Office ... Law Enforcement Radio System Upgrade

PROJECTED Payments

FY2020			FY2021			FY2022			FY2023			FY2024			FY2025		
Total Payment	Principal	Interest	Total Payment	Principal	Interest	Total Payment	Principal	Interest	Total Payment	Principal	Interest	Total Payment	Principal	Interest	Total Payment	Principal	Interest
348,555.83			279,987.47			211,419.11			142,850.75			74,282.39			5,714.03		
5,714.03			5,714.03			5,714.03			5,714.03			5,714.03			5,714.03		
	4,772.32	941.71		4,944.43	769.60		5,122.74	591.29		5,307.48	406.55		5,498.88	215.15		5,696.97	17.06
5,714.03			5,714.03			5,714.03			5,714.03			5,714.03					
	4,786.43	927.60		4,959.04	754.99		5,137.88	576.15		5,323.17	390.86		5,515.14	198.89			
5,714.03			5,714.03			5,714.03			5,714.03			5,714.03					
	4,800.58	913.45		4,973.71	740.32		5,153.07	560.96		5,338.91	375.12		5,531.45	182.58			
5,714.03			5,714.03			5,714.03			5,714.03			5,714.03					
	4,814.78	899.25		4,988.41	725.62		5,168.31	545.72		5,354.69	359.34		5,547.80	166.23			
5,714.03			5,714.03			5,714.03			5,714.03			5,714.03					
	4,829.01	885.02		5,003.16	710.87		5,183.59	530.44		5,370.53	343.50		5,564.20	149.83			
5,714.03			5,714.03			5,714.03			5,714.03			5,714.03					
	4,843.29	870.74		5,017.95	696.08		5,198.92	515.11		5,386.41	327.62		5,580.65	133.38			
5,714.03			5,714.03			5,714.03			5,714.03			5,714.03					
	4,857.61	856.42		5,032.79	681.24		5,214.29	499.74		5,402.33	311.70		5,597.15	116.88			
5,714.03			5,714.03			5,714.03			5,714.03			5,714.03					
	4,871.97	842.06		5,047.67	666.36		5,229.71	484.32		5,418.30	295.73		5,613.70	100.33			
5,714.03			5,714.03			5,714.03			5,714.03			5,714.03					
	4,886.38	827.65		5,062.60	651.43		5,245.17	468.86		5,434.32	279.71		5,630.30	83.73			
5,714.03			5,714.03			5,714.03			5,714.03			5,714.03					
	4,900.83	813.20		5,077.56	636.47		5,260.68	453.35		5,450.39	263.64		5,646.95	67.08			
5,714.03			5,714.03			5,714.03			5,714.03			5,714.03					
	4,915.32	798.71		5,092.58	621.45		5,276.23	437.80		5,466.51	247.52		5,663.65	50.38			
5,714.03			5,714.03			5,714.03			5,714.03			5,714.03					
	4,929.85	784.18		5,107.63	606.40		5,291.83	422.20		5,482.67	231.36		5,680.39	33.64			
68,568.36			68,568.36			68,568.36			68,568.36			68,568.36			5,714.03		
	58,208.37			60,307.53			62,482.42			64,735.71			67,070.26			5,696.97	
		10,359.99			8,260.83			6,085.94			3,832.65			1,498.10			17.06
279,987.47			211,419.11			142,850.75			74,282.39			5,714.03			0.00		

GILLESPIE COUNTY, TEXAS
Public Property Finance ... Contract 6774, October 24, 2014
Sheriff Office ... Law Enforcement Radio System Upgrade

ACTUAL Payments

ACTUAL Payments	FY2015			FY2016			FY2017			FY2018			FY2019		
	Total Payment	Principal	Interest	Total Payment	Principal	Interest	Total Payment	Principal	Interest	Total Payment	Principal	Interest	Total Payment	Principal	Interest
Balance Year Start	686,426.40														
October payment	0.00														
principal/interest															
November payment	5,714.03														
principal/interest		3,782.22	1,931.81												
December payment	5,714.03														
principal/interest		4,021.27	1,692.76												
January payment	5,714.03														
principal/interest		4,033.16	1,680.87												
February payment	5,714.03														
principal/interest		4,045.09	1,668.94												
March payment	5,714.03														
principal/interest		4,057.05	1,656.98												
April payment															
principal/interest															
May payment															
principal/interest															
June payment															
principal/interest															
July payment															
principal/interest															
August payment															
principal/interest															
September payment															
principal/interest															
Total Payments Current Period															
Total Payments	28,570.15														
Principal		19,938.79													
Interest			8,631.36												
Balance Current Period															
	657,856.25														

County of Gillespie
 District Clerk Bond / Trust Recap
 October 2014 - September 2015
 Funds Managed by County Treasurer

Cause Description	Cause No	Initial Investment Face Value	Prior Interest Adjusted Interest	TexPool Interest	Current Year Interest													Cause Description	Released Investments	Current Balances	Total Interest FY2015
					TexPool Account																
					Oct.2014	Nov.2014	Dec.2014	Jan.2015	Feb.2015	Mar.2015	Apr.2015	May.2015	Jun.2015	Jul.2015	Aug.2015	Sep.2015					
Sonstegard / Curtis	2705	1,000.00	792.80	31.52	closed 05 2004/transferred to District Clerk Acct 117													Sonstegard / Curtis	1,824.32	0.00	0.00
State v Montagnino	4073	10,000.00	43.82	171.08	closed 04 2004													State v Montagnino	10,214.90	0.00	0.00
State v Chow	4232	10,000.00		31.34	closed 05 2004/transferred to District Clerk Acct 117													State v Chow	10,031.34	0.00	0.00
State v Loui	4233	10,000.00		25.50	closed 04 2004													State v Loui	10,025.50	0.00	0.00
State v Duecker	4261	20,000.00		33.03	closed 05 2004/transferred to District Clerk Acct 117													State v Duecker	20,033.03	0.00	0.00
State v Duecker	4262	20,000.00		33.03	closed 05 2004/transferred to District Clerk Acct 117													State v Duecker	20,033.03	0.00	0.00
Wheatcraft v Meier	6978	500.00	236.07	158.58	0.02	0.02	0.03	0.04	0.03	0.04								Wheatcraft v Meier		894.83	0.18
Munsell Meier v Robinson	7227	1,000.00	390.71	254.33	closed 03.11.2008													Munsell Meier v Robinson	1,645.04	0.00	0.00
Pauls v Bird	8623	500.00	77.66	124.45	0.02	0.02	0.02	0.03	0.02	0.03								Pauls v Bird		702.25	0.14
Pruitt v Danes	8764	1,000.00	128.41	16.95	closed 02 2004													Pruitt v Danes	1,145.36	0.00	0.00
Damron (Investment)	8766	500.00		24.86	closed 10 2005													Damron (Investment)	524.86	0.00	0.00
Tin Star Ranch	9411	500.00	5.37	32.96	closed 02.03.2006													Tin Star Ranch	538.33	0.00	0.00
Hearne & Phillips	9461	100.00	1.07	21.75	0.00	0.00	0.00	0.00	0.00	0.01								Hearne & Phillips		122.83	0.01
Haggard v Schroeder	9686	500.00	1.19	107.92	0.01	0.02	0.02	0.02	0.02	0.02								Haggard v Schroeder		609.22	0.11
Staats v Tonn	9752	1,000.00		17.85	closed 12 2003													Staats v Tonn	1,017.85	0.00	0.00
Silver Deer v Senkbeil	10010	100.00		20.54	0.00	0.00	0.00	0.00	0.00	0.00								Silver Deer v Senkbeil		120.54	0.00
Ankem v Woods & Schmidt	10154	1,000.00		55.01	closed 03.06.2006													Ankem v Woods & Schmidt	1,055.01	0.00	0.00
Sledge v Jones	10370	1,000.00		190.20	0.03	0.03	0.04	0.05	0.04	0.05								Sledge v Jones		1,190.44	0.24
Whitewood v Hartel	10373	100.00		19.06	0.00	0.00	0.00	0.00	0.00	0.00								Whitewood v Hartel		119.06	0.00
Ballard v Keidel	10412	1,000.00		4.31	closed 12 2004													Ballard v Keidel	1,004.31	0.00	0.00
Parker/Roscoe L	10522	23,800.00		2,639.22	closed 07.12.2007													Parker/Roscoe L	26,439.22	0.00	0.00
Harris v Fourton (dba Silver Deer)	10779	1,000.00		151.50	0.03	0.03	0.04	0.05	0.04	0.05								Harris v Fourton (dba Silver Deer)		1,151.74	0.24
Fonder v Salinas	10930	200.00		27.42	0.01	0.01	0.00	0.01	0.01	0.01								Fonder v Salinas		227.47	0.05
City of Fbg v Penick	10970	274,045.00		118.40	closed 09.21.2006													City of Fbg v Penick	274,163.40	0.00	0.00
A J Waight v LCRA	11042	250.00		1.06	closed 07.20.2006													A J Waight v LCRA	251.06	0.00	0.00
Jenschke v Friedrich	11228	1,000.00		15.72	closed 06.01.2007													Jenschke v Friedrich	1,015.72	0.00	0.00
Quest Oil v Wallen and B&B Oil	11259	1,000.00		74.17	closed 03.24.2011													Quest Oil v Wallen and B&B Oil	1,074.17	0.00	0.00
Cornerstone v Parker	11336	1,000.00		52.34	0.02	0.03	0.04	0.04	0.04	0.04								Cornerstone v Parker		1,052.55	0.21
Irwin vs Irwin	11399	303,022.74		3,310.61	closed 06.07.2011													Irwin vs Irwin	306,333.35	0.00	0.00
Herb Venture v Varney	11703	250.00		3.98	0.01	0.01	0.01	0.01	0.01	0.01								Herb Venture v Varney		254.04	0.06
Dolezal vs Dolezal	11812	1,000.00		7.95	closed 10 2012													Dolezal vs Dolezal	1,007.95	0.00	0.00

County of Gillespie
 District Clerk Bond / Trust Recap
 October 2014 - September 2015
 Funds Managed by County Treasurer

Cause Description	Cause No	Initial Investment	Prior Adjusted Interest	TaxPool	Interest	Current Year Interest												Released	Current	Total
						Oct 2014	Nov 2014	Dec 2014	Jan 2015	Feb 2015	Mar 2015	Apr 2015	May 2015	Jun 2015	Jul 2015	Aug 2015	Sep 2015			
Bredemus and J&B Cheese v Just	11877	1,000.00	9.26	0.02	0.03	0.04	0.04	0.04	0.04	0.04	0.04	0.04	0.04	0.04	0.04	1,009.46	0.20			
Prause & Thompson v Bierschwale	11897	100.00	0.90	0.00	0.00	0.00	0.00	0.00	0.00	0.00	0.00	0.00	0.00	0.00	0.00	100.90	0.00			
Rutherford v Rafter & Kamp	11904	100.00	0.90	0.00	0.00	0.00	0.00	0.00	0.00	0.00	0.00	0.00	0.00	0.00	0.00	100.90	0.00			
Querner v Lester	11928A	1,000.00	1.34	0.02	0.03	0.04	0.04	0.04	0.04	0.04	0.04	0.04	0.04	0.04	0.04	1,001.54	0.20			
TexHillCo EmployeesC.U. vs Beckmann	12195	100.00	0.05	closed 01 19 2010											100.05	0.00	0.00			
Fulton v Coleman	12209	500.00	2.81	0.01	0.02	0.02	0.02	0.02	0.02	0.02	0.02	0.02	0.02	0.02	502.82	0.11	0.11			
IBT Int v Grammer	12228	115,000.00	130.48	closed 06 2014											115,130.48	0.00	0.00			
Ferrell vs Hall, Executor Estate of Klein, Deceased	12369	500.00	0.60	closed 12 27 2010											500.60	0.00	0.00			
Baby vs Doggett	12603	400.00	0.35	closed 02 14 2012											400.35	0.00	0.00			
Cover v Chase Bank	12964	100.00	0.10	0.00	0.00	0.00	0.00	0.00	0.00	0.00	0.00	0.00	0.00	0.00	100.10	0.00	0.00			
Balero v Federal Home Mortgage	13025	250.00	0.36	0.01	0.01	0.01	0.01	0.01	0.01	0.01	0.01	0.01	0.01	0.01	250.42	0.06	0.06			
L CRA vs TRT Ranch	13119	949,500.00	45.58	closed 09 10 2013											949,545.58	0.00	0.00			
L CRA vs Oehler	13120	195,000.00	9.30	closed 09 10 2013											195,009.30	0.00	0.00			
L CRA vs Wahrmund	13121	177,000.00	8.49	closed 09 10 2013											177,008.49	0.00	0.00			
Collins, Estate of Smith v Bank of America	13203	500.00	0.64	0.01	0.01	0.02	0.02	0.02	0.02	0.02	0.02	0.02	0.02	0.02	500.74	0.10	0.10			
Whalley, et al vs Live Springs, et al	13291	500.00	0.41	0.01	0.01	0.02	0.02	0.02	0.02	0.02	0.02	0.02	0.02	0.02	500.51	0.10	0.10			
Bruce Kneese vs New York Life Insurance and Annuity Corp, et al	13320	951.17	0.16	0.02	0.02	0.03	0.04	0.03	0.03	0.03	0.03	0.03	0.03	0.03	951.47	0.14	0.14			
Hampson vs Spornhauer	13343	2,000.00	1.59	0.05	0.05	0.07	0.07	0.07	0.07	0.07	0.07	0.07	0.07	0.08	2,001.99	0.40	0.40			
Kerrville Professional Properties LTD ... vs Friendship Village	13640	500.00	0.07	0.01	0.01	0.02	0.02	0.02	0.02	0.02	0.02	0.02	0.02	0.02	500.17	0.10	0.10			
In the Matter of the Marriage of Roxanne L Pennington and in the Interest of Sarah Pennington, Children	13683	500.00	0.03 03 2014 opened	0.07	0.01	0.01	0.02	0.02	0.02	0.02	0.02	0.02	0.02	0.02	500.17	0.10	0.10			
Berry vs Cardash	13859	500,984.49	500,984.49	0.09 09 11 2014 opened	8.78	11.40	11.74	17.78	19.77	16.95	20.43				501,091.34	98.07	98.07			
Berry vs Cardash ... TRQ	13859TRQ	5,000.00	0.09 09 11 2014 opened	0.09	0.11	0.12	0.18	0.19	0.16	0.20					5,001.05	0.96	0.96			
Roscoe L Parker Guardianship	10522(a)	7,500.00	587.17	closed 07 12 2007											8,087.17	0.00	0.00			
State v Farmer	3870A	4,000.00	504.76	67.71	closed 05 2004; transferred to District Clerk Acct 117										4,572.49	0.00	0.00			
State v Farmer	3870B	1,000.00	126.19	19.89	closed 05 2004; transferred to District Clerk Acct 117										1,146.08	0.00	0.00			
Damron (Trust)	8766(A)	26,276.61	92.83	closed 01 2005											26,371.44	0.00	0.00			
Totals		2,676,132.01	2,308.07	8,766.56	11,82	12,22	18,43	20,50	17,57	21,14	0.00	0.00	0.00	0.00	5,191,107.01	101,66	101,66			

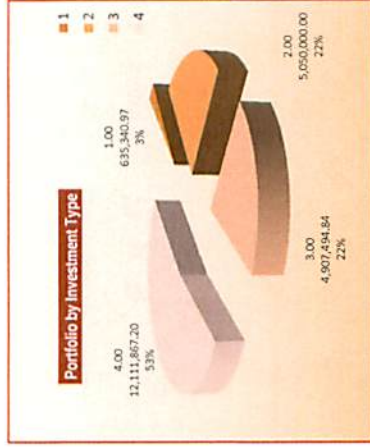
County of Gillespie
County Clerk Holding Account Recap
 October 2013 - September 2014
 Funds Managed by County Treasurer

Cause	Investment Face	Prior Adjusted Interest	Current Year Interest												Released Investment	Current Balances	Total Interest
			Face	Interest	Oct.2014	Nov.2014	Dec.2014	Jan.2015	Feb.2015	Mar.2015	Apr.2015	May.2015	Jun.2015	Jul.2015			
Cause 9145 Doyle/Michael J Guardianship additional funds added July 2013 of \$692.40 to original face of \$119,517.83 or \$120,200.23 principal	120,200.23	281.82	2.73	2.77	4.29	4.75	4.06	4.87							0.00	120,505.52	23.47
Cause 8132 Roscoe L Parker	7,500.00	97.71	04 2006 account closed ... case transferred to District Court												7,597.71	0.00	
Cause 8321 David Eugene Reynolds	100,000.00	11,872.07	closed 07 14 2008												111,872.07	0.00	
Investment Totals	107,500.00	0.00	12,251.60	2.73	2.77	4.29	4.75	4.06	4.87	0.00	0.00	0.00	0.00	0.00	119,469.78	120,505.52	23.47


GILLESPIE COUNTY, TEXAS Portfolio Asset Summary By Investment Type

As of March 31, 2015
Of Funds Managed By County Treasurer Office

Financial Institution Account / Investment Type	Cash Balances As Of March 31, 2015
Security State Bank & Trust County Depository	
Checking Accounts	
General ... multi-fund account	59.37
COB 2001, GOB Series 2010 Interest & Sinking	29,234.46
County Attorney Hot Check Fund	13,329.14
Appellate Judicial	621.28
Justice of Peace No 1	39,702.11
Justice of Peace No 2	31,528.33
County Clerk Operating	45,698.27
District Clerk Operating	92,494.40
GOB Series 2013 ... Jail Project	1.00
GOB Series 2013 ... Interest & Sinking	382,672.61
	635,340.97
Sweep Accounts	
General Sweep Account ... multi-fund account	11,337,992.52
GOB Series 2013 Sweep Account ... Jail Project	773,874.68
	12,111,867.20
Certificate of Deposit ... General Fund (10)	
0.35% per annum, paid monthly .. maturity 02.11.2016	100,000.00
0.35% per annum, paid monthly .. maturity 05.02.2015	100,000.00
0.35% per annum, paid monthly .. maturity 02.28.2016	100,000.00
0.35% per annum, paid monthly .. maturity 10.29.2015	100,000.00
0.35% per annum, paid monthly .. maturity 03.04.2016	250,000.00
0.35% per annum, paid monthly .. maturity 04.01.2015	500,000.00
0.35% per annum, paid monthly .. maturity 07.01.2015	500,000.00
0.35% per annum, paid monthly .. maturity 10.01.2015	500,000.00
0.35% per annum, paid monthly .. maturity 01.01.2016	500,000.00
	2,650,000.00
	15,397,208.17
TaxPool Investment Service for Public Funds	
Investment Pool	
General ... multi-fund account	3,483,773.92
Interest & Sinking	709.99
District Clerk Holding In Trust	519,107.01
County Clerk Holding In Trust	120,505.52
GOB Series 2013 ... Jail Project	101,012.72
	4,225,109.16
	4,225,109.16



Investment Type	Value
1	12,111,867.20
2	635,340.97
3	4,907,494.84
4	2,000,000.00
Total	22,704,703.01



Financial Institution	Value
1	15,397,208.17
2	4,225,109.16
3	2,400,000.00
4	682,385.68
Total	22,704,703.01

GILLESPIE COUNTY, TEXAS
Portfolio Asset Summary By Investment Type

As of March 31, 2015
Of Funds Managed By County Treasurer Office

Financial Institution Account / Investment Type	Cash Balances As Of March 31, 2015		
Texas Class			
Investment Service for Public Funds			
Investment Pool			
GOB Series 2013 ... Jail Project	682,385.68	682,385.68	682,385.68
Blanco National Bank			
Certificate of Deposit .. General Fund (10.)			
0.45% per annum, paid monthly .. maturity 11.07.2015	100,000.00		
0.45% per annum, paid monthly .. maturity 02.11.2016	100,000.00		
0.45% per annum, paid monthly .. maturity 01.02.2016	100,000.00		
0.45% per annum, paid monthly .. maturity 07.19.2015	100,000.00		
0.45% per annum, paid monthly .. maturity 03.07.2016	100,000.00		
0.45% per annum, paid monthly .. maturity 09.07.2015	100,000.00		
0.45% per annum, paid monthly .. maturity 10.07.2015	100,000.00		
0.45% per annum, paid monthly .. maturity 05.28.2015	100,000.00		
0.45% per annum, paid monthly .. maturity 05.28.2015	100,000.00		
0.45% per annum, paid monthly .. maturity 08.02.2015	100,000.00		
0.45% per annum, paid monthly .. maturity 11.02.2015	100,000.00		
0.45% per annum, paid monthly .. maturity 12.02.2015	100,000.00		
0.45% per annum, paid monthly .. maturity 04.18.2015	100,000.00		
0.45% per annum, paid monthly .. maturity 11.22.2015	100,000.00		
0.45% per annum, paid monthly .. maturity 01.30.2016	100,000.00		
0.45% per annum, paid monthly .. maturity 01.30.2016	100,000.00		
0.45% per annum, paid monthly .. maturity 03.05.2016	100,000.00		
0.45% per annum, paid monthly .. maturity 04.01.2015	100,000.00		
0.45% per annum, paid monthly .. maturity 12.01.2015	100,000.00		
0.45% per annum, paid monthly .. maturity 04.01.2015	100,000.00		
0.45% per annum, paid monthly .. maturity 04.01.2015	100,000.00		
0.45% per annum, paid monthly .. maturity 04.15.2015	100,000.00		
0.45% per annum, paid monthly .. maturity 06.01.2015	100,000.00		
0.45% per annum, paid monthly .. maturity 06.15.2015	100,000.00	2,400,000.00	2,400,000.00
Total		22,704,703.01	

GILLESPIE COUNTY, TEXAS

Portfolio Asset Summary vs. Security Holdings
As of March 31, 2015

For Funds Held by the County Treasurer and All Fee Offices

Financial Institution Account / Investment Type	Cash Balances as of March 31, 2015	Financial Institution Pledge / Security Holdings
Security State Bank & Trust County Depository	Account Balances	Pledge / Security Holdings
County Treasurer Managed Accounts		
Checking Accounts		
General Checking ... multi-fund account	59.97	
COB Series 2001, GORefunding 2010 Interest & Sinking	29,234.46	
County Attorney Hot Check Fund	13,329.14	
Appellate Judicial	621.28	
Justice of Peace No 1	39,702.11	
Justice of Peace No 2	31,528.33	
County Clerk Operating	45,698.27	
District Clerk Operating	92,494.40	
GOB Series 2013 ... Jail Project	1.00	
GOB Series 2013 ... Interest & Sinking	382,672.61	635,340.97
Sweep Account		
General Sweep Account ... multi-fund account	11,337,992.52	
GOB Series 2013 Sweep Account ... Jail Project	773,874.68	12,111,667.20
County Treasurer Managed Investments		
Certificates of Deposit ... General Fund (10)		
0.35% per annum, paid monthly .. maturity 02.11.2016	100,000.00	
0.35% per annum, paid monthly .. maturity 05.02.2015	100,000.00	
0.35% per annum, paid monthly .. maturity 02.28.2016	100,000.00	
0.35% per annum, paid monthly .. maturity 10.29.2015	100,000.00	
0.35% per annum, paid monthly .. maturity 03.04.2016	250,000.00	
0.35% per annum, paid monthly .. maturity 04.01.2015	500,000.00	
0.35% per annum, paid monthly .. maturity 07.01.2015	500,000.00	
0.35% per annum, paid monthly .. maturity 10.01.2015	500,000.00	
0.35% per annum, paid monthly .. maturity 01.01.2016	500,000.00	2,650,000.00

GILLESPIE COUNTY, TEXAS

Portfolio Asset Summary vs. Security Holdings
As of March 31, 2015

For Funds Held by the County Treasurer and All Fee Offices

Financial Institution Account / Investment Type	Cash Balances as of March 31, 2015		Financial Institution Pledge / Security Holdings
Security State Bank & Trust County Depository	Account Balances		Pledge / Security Holdings
Tax Assessor-Collector Managed Accounts			
Checking Accounts			
TA-C Operating Account	35,672.70		
TxP&WL	1,455.04		
MVD	116,615.52		
MVD Sales Tax	220,707.01		
City of Fredericksburg Ad Valorem	18,841.50		
MVD Title	2,330.39		
Road & Bridge Fee	14,356.53		
Fredericksburg ISD Ad Valorem	226,440.17		
Escrow (Ad Valorem Property)	5,322.15		
VIT (Vehicle Inventory Tax) Escrow	10,654.82		
Harper ISD Ad Valorem	49,874.09		
Gillespie County WCID Ad Valorem	56.54		
Doss CCSD Ad Valorem	845.52		
Stonewall WCID Ad Valorem	176.21		
Hill Country Underground WCD Ad Valorem	2,406.15		
Gillespie County Ad Valorem	96,103.28	801,857.62	
County Clerk Managed Account			
Checking Account			
County Clerk Escrow	35,142.58	35,142.58	
Sheriff Managed Account			
Checking Account			
Sheriff Bail Bond Account	47,500.00	47,500.00	
District Clerk Managed Account			
Checking Account			
District Clerk Trust	97,234.56	97,234.56	20,028,494.90 SSB&T Pledged Securities, par value / current face
			20,645,808.60 SSB&T Pledged Securities, book value
			21,101,510.38 SSB&T Pledged Securities, fair market value
			250,000.00 FDIC Coverage / Demand Deposits @ SSB&T
	16,378,942.93	21,601,510.38	250,000.00 FDIC Coverage / Time Deposits @ SSB&T

GILLESPIE COUNTY, TEXAS

Portfolio Asset Summary vs. Security Holdings
As of March 31, 2015

For Funds Held by the County Treasurer and All Fee Offices

Financial Institution Account / Investment Type	Cash Balances as of March 31, 2015				Financial Institution Pledge / Security Holdings
TexPool	Account Balances				Pledge / Security Holdings
Investment Service for Public Funds					
County Treasurer Managed Investments					
Investment Pool Accounts					
General ... multi-fund account	3,483,773.92				
Interest & Sinking - COB Series 2001/GOB Series 2010	709.99				
District Clerk Holding	519,107.01				
County Clerk Holding	120,505.52				
GOB Series 2013 ... Jail Project	101,012.72	4,225,109.16	4,225,109.16	4,225,109.16	4,225,109.16
					Net Asset Value ... TexPool seeks to maintain a net asset value of \$1.00 (+/- 0.005 allowable) and is designed to be used for investments of funds which may be needed at any time.
					March 31, 2015, net asset value 1.00003

Financial Institution Account / Investment Type	Cash Balances as of March 31, 2015				Financial Institution Pledge / Security Holdings
Texas Class	Account Balances				Pledge / Security Holdings
Investment Service for Public Funds					
County Treasurer Managed Investments					
Investment Pool Account					
GOB Series 2013 ... Jail Project	682,385.68	682,385.68	682,385.68	682,385.68	682,385.68
					Net Asset Value ... Texas Class seeks to maintain a net asset value of \$1.00 (+/- 0.005 allowable) and is designed to be used for investments of funds which may be needed at any time.
					March 31, 2015, net asset value 1.00

GILLESPIE COUNTY, TEXAS

Portfolio Asset Summary vs. Security Holdings
As of March 31, 2015

For Funds Held by the County Treasurer and All Fee Offices

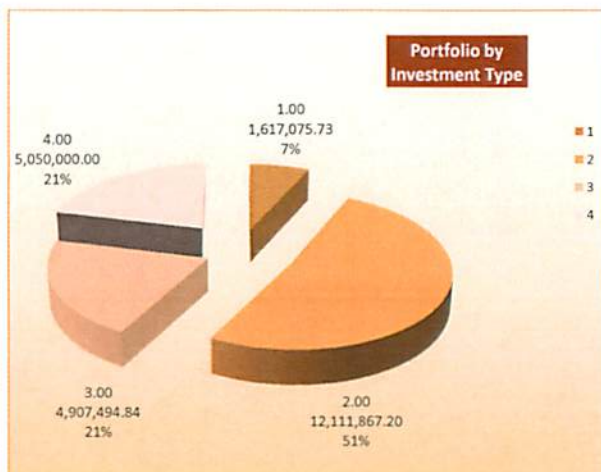
Financial Institution Account / Investment Type		Cash Balances as of March 31, 2015	Financial Institution Pledge / Security Holdings
Blanco National Bank		Account Balances	Pledge / Security Holdings
County Treasurer Managed Investments			
Certificates of Deposit - General Fund (10)			
0.45% per annum, paid monthly - maturity 11.07.2015	100,000.00		
0.45% per annum, paid monthly - maturity 02.11.2016	100,000.00		
0.45% per annum, paid monthly - maturity 01.02.2016	100,000.00		
0.45% per annum, paid monthly - maturity 07.19.2015	100,000.00		
0.45% per annum, paid monthly - maturity 03.07.2016	100,000.00		
0.45% per annum, paid monthly - maturity 09.07.2015	100,000.00		
0.45% per annum, paid monthly - maturity 10.07.2015	100,000.00		
0.45% per annum, paid monthly - maturity 05.28.2015	100,000.00		
0.45% per annum, paid monthly - maturity 05.28.2015	100,000.00		
0.45% per annum, paid monthly - maturity 08.02.2015	100,000.00		
0.45% per annum, paid monthly - maturity 11.02.2015	100,000.00		
0.45% per annum, paid monthly - maturity 12.02.2015	100,000.00		
0.45% per annum, paid monthly - maturity 04.18.2015	100,000.00		
0.45% per annum, paid monthly - maturity 11.22.2015	100,000.00		
0.45% per annum, paid monthly - maturity 01.30.2016	100,000.00		
0.45% per annum, paid monthly - maturity 01.30.2016	100,000.00		
0.45% per annum, paid monthly - maturity 03.05.2016	100,000.00		
0.45% per annum, paid monthly - maturity 04.01.2015	100,000.00		
0.45% per annum, paid monthly - maturity 12.01.2015	100,000.00		
0.45% per annum, paid monthly - maturity 04.01.2015	100,000.00		
0.45% per annum, paid monthly - maturity 04.15.2015	100,000.00		
0.45% per annum, paid monthly - maturity 05.01.2015	100,000.00		
0.45% per annum, paid monthly - maturity 06.15.2015	100,000.00		
	2,400,000.00	2,400,000.00	
		3,849,007.60	
			3,307,271.63 BNB Pledged Securities - par value
			3,537,660.53 BNB Pledged Securities - book value
			3,599,007.60 BNB Pledged Securities - fair market value
			250,000.00 FDIC Coverage @ BNB

GILLESPIE COUNTY, TEXAS

Portfolio Asset Summary vs. Security Holdings
As of March 31, 2015

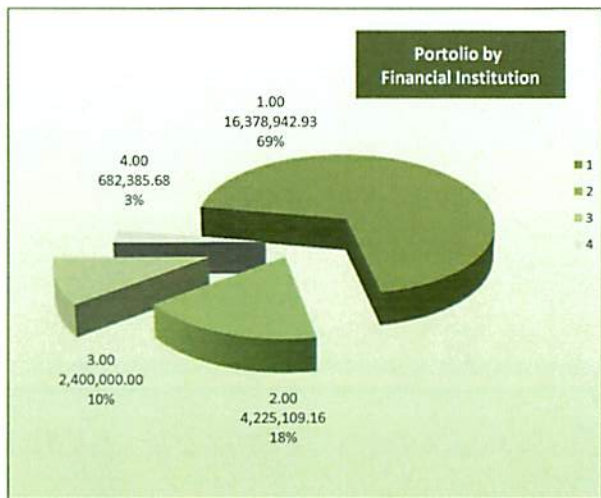
For Funds Held by the County Treasurer and All Fee Offices

Financial Institution Account / Investment Type	Cash Balances as of March 31, 2015	Financial Institution Pledge / Security Holdings
Total Assets	As Of March 31, 2015 23,686,437.77	As Of March 31, 2015 30,358,012.82



**Portfolio by Investment Type
As of March 31, 2015**

1	1,617,075.73	Checking Accounts
2	12,111,867.20	Sweep Accounts
3	4,907,494.84	Investment Pools
4	5,050,000.00	Certificates of Deposit
<u>23,686,437.77</u>		Total



**Portfolio by Financial Institution
As of March 31, 2015**

1	16,378,942.93	Security State Bank & Trust
2	4,225,109.16	TexPool
3	2,400,000.00	Blanco National Bank
4	682,385.68	Texas Class
<u>23,686,437.77</u>		Total

GILLESPIE COUNTY, TEXAS

Portfolio Asset Summary vs. Security Holdings
As of March 31, 2015

For Funds Held by the County Treasurer and All Fee Offices

Financial Institution Account / Investment Type	Cash Balances as of March 31, 2015	Financial Institution Pledge / Security Holdings
--	---------------------------------------	---

Deposit and Investment																
<p>Risk Disclosure</p> <p>General Statement The County continues to take a conservative approach to investment of county funds. Investment strategies are built on cash flow versus fund name. County funds are predominantly invested in TexPool, an investment service for public funds, and certificate of deposits. Depository interest-bearing checking accounts are used more as clearing accounts than a type of investment.</p> <p>The General Checking Account (multi-fund account) interest-bearing, with a one dollar (\$1.00) threshold, is attached to a sweep account with a \$25,000.00 required minimum balance. This holds the same for the GOB Series 2013 Account, it is interest-bearing, with a one dollar (\$1.00) threshold, and is attached to a sweep account with a \$25,000.00 required minimum balance.</p> <p>Custodial Risk All deposits/investments with any banking institution are collateralized over 100% all collateral (exclusive FDIC coverage) is placed with a third party that is not a depository of the County, and collateral is pledged to Gillespie County.</p> <p>Internal Rate Risk The County does not have a formal investment policy that limits investment maturities as a means of managing its exposure to fair value losses arising from changing interest rates.</p> <p>At March 31, 2015, the County had no investments other than those in an investment pool that would be effected.</p> <p>Certificates of Deposit are normally held at one year maturities and maturity dates are staggered.</p> <p>Occasionally CD's are originally invested for periods of less or over a year to optimize a staggered portfolio CD's are held at face values with interests paid to the County monthly.</p> <p>Credit Risk At March 31, 2015, the County has no investments in commercial paper, corporate bonds, mutual funds.</p> <p>At March 31, 2015, TexPool was rated AA-Am by Standard & Poor's.</p> <p>At March 31, 2015, Texas Class was rated AA-Am by Standard & Poor's.</p> <p>Concentration of Credit Risk The County does not place any limit on the amount the County may invest with any type of investment or issuer.</p> <p>However, considering the current economy the County has kept lower concentrations in any one issuer.</p> <p>At March 31, 2015, the County had its assets/investments invested by investment type</p> <table border="0"> <tr> <td>20.7186</td> <td>% in investment pools</td> </tr> <tr> <td>21.3202</td> <td>% in certificate of deposit(s)</td> </tr> <tr> <td>6.8270</td> <td>% in checking, money market, passbook accounts</td> </tr> <tr> <td>51.1342</td> <td>% in sweep accounts</td> </tr> <tr> <td>17.8377</td> <td>% in TexPool</td> </tr> <tr> <td>69.1490</td> <td>% in Security State Bank & Trust</td> </tr> <tr> <td>10.1324</td> <td>% in Blanco National Bank</td> </tr> <tr> <td>2.8809</td> <td>% in Texas Class</td> </tr> </table>	20.7186	% in investment pools	21.3202	% in certificate of deposit(s)	6.8270	% in checking, money market, passbook accounts	51.1342	% in sweep accounts	17.8377	% in TexPool	69.1490	% in Security State Bank & Trust	10.1324	% in Blanco National Bank	2.8809	% in Texas Class
20.7186	% in investment pools															
21.3202	% in certificate of deposit(s)															
6.8270	% in checking, money market, passbook accounts															
51.1342	% in sweep accounts															
17.8377	% in TexPool															
69.1490	% in Security State Bank & Trust															
10.1324	% in Blanco National Bank															
2.8809	% in Texas Class															

FY2014-2015
Gillespie County, Texas
County Treasurer Monthly Financial Statement
Of Funds Managed by County Treasurer



For the Period Ended March 31, 2015

Laura Lundquist, C.C.T., C.I.O.
Gillespie County Treasurer

Maintenance & Operating, COB/GOB, Special Revenue, Special Revenue..Grants, Trust and Agency						
Month	02.28.2015					03.31.2015
To Date	Cash Balance	Receipts	Disbursements	Allocations	Adjustments	Cash Balance
M&O	17,881,642.69	682,937.00	1,106,979.90			17,457,599.79
COB ... GOB Operating	1,907,123.45	300.58	385,873.72			1,521,550.31
COB ... GOB I&S	386,921.33	25,695.73				412,617.06
Special Revenue	1,741,529.67	39,999.17	13,428.08			1,768,100.76
Special Revenue ... Grants	75,733.11					75,733.11
Trust and Agency	690,659.97	175,244.58	185,636.35			680,268.20
Totals	22,683,610.22	924,177.06	1,691,918.05	0.00	0.00	21,915,869.23
County Funds						

Clerks of the Courts Trust Funds						
Year	09.30.2014					03.31.2015
To Date	Cash Balance	Receipts	Disbursements	Allocations	Adjustments	Cash Balance
M&O	10,671,669.71	13,529,724.90	6,743,794.82			17,457,599.79
COB ... GOB Operating	5,249,856.00	20,953.51	3,749,259.20			1,521,550.31
COB ... GOB I&S	217,647.17	1,139,464.89	944,495.00			412,617.06
Special Revenue	1,574,226.08	445,810.57	251,935.89			1,768,100.76
Special Revenue ... Grants	75,733.11					75,733.11
Trust and Agency	676,464.93	796,648.85	792,845.58			680,268.20
Totals	18,465,597.00	15,932,602.72	12,482,330.49	0.00	0.00	21,915,869.23
County Funds						

Clerks of the Courts Trust Funds						
Month	02.28.2015					03.31.2015
To Date	Cash Balance	Receipts	Disbursements	Allocations	Adjustments	Cash Balance
District Clerk Trust	520,037.34					520,037.34
County Clerk Trust	120,500.65					120,500.65
Totals	640,537.99	0.00	0.00	0.00	0.00	640,537.99
Clerk Trusts						

Clerks of the Courts Trust Funds						
Year	09.30.2014					03.31.2015
To Date	Cash Balance	Receipts	Disbursements	Allocations	Adjustments	Cash Balance
District Clerk Trust	519,956.80	80.54				520,037.34
County Clerk Trust	120,482.05	18.60				120,500.65
Totals	640,438.85	99.14	0.00	0.00	0.00	640,537.99
Clerk Trusts						

Respectfully submitted,



Laura Lundquist, C.C.T., C.I.O.
Gillespie County Treasurer

The State of Texas, County of Gillespie

Before me, the undersigned authority, this day personally appeared Laura Lundquist, County Treasurer, to me well known, who, being duly sworn, desposes and says that the above and foregoing report is true and correct.

Witness my hand and seal of this office, this _____ day of _____, _____ A.D.

Mary Lynn Rusche, County Clerk
County of Gillespie, State of Texas

Compared, examined, and accepted in open Commissioners Court this _____ day of _____, _____ A.D.

Mark Stroehrer, County Judge

Curtis Cameron, Commissioner Pct No 1

William A. Roeder, Commissioner Pct No 2

Calvin Ransleben, Commissioner Pct No 3

Donald W. Schuch, Commissioner Pct No 4