



**FY2014-2015**

**GILLESPIE COUNTY, TEXAS**

**COUNTY TREASURER MONTHLY FINANCIAL REPORT**

For The Period Ended

February 28, 2015

Unaudited

LAURA LUNDQUIST, C.C.T., C.I.O.

GILLESPIE COUNTY TREASURER

1. Cash/Investment Balances All Funds  
For Period Ended February 28, 2015
2. Statement of Receipts, Disbursements, Electronic Funds Transfers, Payroll,  
Interfund Allocations, Adjustments, and Investments All Funds  
Month to Date by Fund
3. Statement of Receipts, Disbursements, Electronic Funds Transfers, Payroll,  
Interfund Allocations, Adjustments, and Investments All Funds  
Fiscal Year to Date by Fund
4. Statement of Maintenance & Operating Funds  
FY2005 through February 28, 2015  
General Fund  
Road & Bridge Funds ... County Wide, Precinct No 1, Precinct No 2, Precinct No 3, Precinct No 4
5. Fund Cash/Investment Balance Comparison by Fiscal Year by Fund  
Active and Inactive Funds  
FY2004 through February 28, 2015
6. Overall Cash/Investment Balance Comparison by Month  
FY1985 through February 28, 2015
7. County Sales Tax ... Effective January 01, 1988  
Allocation Summary of Sales Tax Receipts  
1988 through February 28, 2015  
  
Statement of Repayment of Erroneous Receipt of Sales Tax  
1997 through February 28, 2015 ... 20 Year Payout; Final Payment FY2016
8. Hotel Occupancy Tax (HOT) ... Effective January 01, 2007  
Summary of HOT Receipts and Expenditures  
For the Period of January 01, 2007 through February 28, 2015
9. Certificates of Obligation Bonds ... Interest & Sinking  
Statement of Bond Redemptions & Interest Payment Schedule  
GO Refunding Bonds, Series 2010 ... Refunding of COB Series 2001, Post Office & Clinic  
Building Properties





10. General Obligation Bonds ... Interest & Sinking  
Statement of Bond Redemptions & Interest Payment Schedule  
GOB Series 2013, Jail Construction Project
11. Lease / Purchase Finance ... Capital Equipment  
Statement of Principal & Interest Payment Schedule  
Road & Bridge Departments – Contract No 6451, December.2013  
Countywide  
Precinct No 1  
Precinct No 2  
Precinct No 3  
Precinct No 4
12. Public Property Finance ... Law Enforcement Radio System Upgrade  
Statement of Principal & Interest Payment Schedule  
Sheriff Office --- Contract No 6774, October.2014
13. District Clerk Trust Funds ... Statement of Holding in Trust Funds ... As Managed by County Treasurer  
As of February 28, 2015
14. County Clerk Trust Funds ... Statement of Holding in Trust Funds ... As Managed by County Treasurer  
As of February 28, 2015
15. Investment Performance Summary ... Certificate(s) of Deposit  
As of February 28, 2015
16. County Treasurer Portfolio Asset Summary by Investment Type  
As of February 28, 2015
17. County Portfolio Asset Summary vs. Security Holdings  
As of February 28, 2015
18. Detailed Listing of Receipts to All Funds  
For February.2015
19. Detailed Listing of Disbursements from All Funds  
For February.2015
20. Detailed Listing of Electronic Funds Transfers from All Funds  
For February.2015
21. Detailed Listing of Interfund Allocations to/from All Funds  
For February.2015
22. Detailed Listing of Payroll Distribution All Funds  
For February.2015
23. Financial Summary Recap ... Affidavit  
As of February 28, 2015

FY2014-2015  
 GILLESPIE COUNTY, TEXAS

CASH / INVESTMENT BALANCES  
 OF ALL FUNDS MANAGED BY COUNTY TREASURER

For Period Ended February 28, 2015

FUNDS LISTING BY CATEGORY

GENERAL and ROAD & BRIDGE FUNDS

Maintenance & Operating Funds

General Fund	15,438,161.87
Road & Bridge Funds ...	
County Wide	1,603,838.09
Precinct No 1	206,887.74
Precinct No 2	264,532.72
Precinct No 3	149,325.03
Precinct No 4	<u>218,897.24</u>
Sub-total Road & Bridge Funds	2,443,480.82

CASH and INVESTMENTS

17,881,642.69

SPECIAL REVENUE FUNDS

Law Library	11,385.24
Lateral Road ...	
Precinct No 1	6,633.18
Precinct No 2	6,633.18
Precinct No 3	6,633.18
Precinct No 4	6,633.18
Sub-total Lateral Road Funds	26,532.72
Probate	27,450.85
Court Reporter Service	1,562.72
County Records Management	86,216.99
County Clerk Records Management	97,958.58
Sheriff Forfeiture	20,286.09
Sheriff Abandoned Vehicle	1,200.14
Sheriff Equitable Sharing	1,200.60
Justice Court Bldg Security	27,933.56
Courthouse Security	1,219.83
District Clerk Records Management	6,226.24
County & District Court Technology	14,796.25
Occupancy Tax	541,269.51
Pretrial Intervention	123,025.71
Justice Court Technology	105,711.79
Airport Operating	631,902.64
LEOSE Training--Sheriff	2,058.58
LEOSE Training--Constable No 1	7,379.00
LEOSE Training--Constable No 2	6,105.88
Tax Assessor - M V I	<u>106.75</u>

1,741,529.67

SPECIAL REVENUE FUNDS ... GRANTS

Grants ... General, Energy Efficiency	0.00
Grants ... Law Enforcement, Emergency Services P25 Compliant Radio	75,248.14
PML Loan Star Library	258.39
PML PAC-Pug	211.40
Airport Capital Project Grant	<u>15.18</u>

75,733.11

**FY2014-2015  
 GILLESPIE COUNTY, TEXAS**

**CASH / INVESTMENT BALANCES  
 OF ALL FUNDS MANAGED BY COUNTY TREASURER**

For Period Ended February 28, 2015

<b>CERTIFICATES OF OBLIGATION BONDS</b>			
and			
<b>GENERAL OBLIGATION BONDS</b>			
...			
<b>Operating Accounts</b>			
GOB Series 2013 ... Jail Project	1,907,123.45	1,907,123.45	
<b>CERTIFICATES OF OBLIGATION BONDS</b>			
and			
<b>GENERAL OBLIGATION BONDS</b>			
...			
<b>Interest &amp; Sinking Accounts</b>			
COB Series 2001/GOB Refunding Series 2010 ... Interest & Sinking	26,167.10		
GOB Series 2013 ... Interest & Sinking	360,754.23	386,921.33	
<b>TRUST and AGENCY FUNDS</b>			
Criminal Justice	1,516.00		
Waste Water (State Fee)	410.00		
County Attorney Hot Check	10,852.32		
McDermott (PML)	142,283.54		
Breiten (PML)	213,773.95		
Justice Of The Peace No. 1	51,165.80		
Justice Of The Peace No. 2	61,616.41		
Appellate Judicial System	487.31		
Alternative Dispute Resolution	1,397.22		
Unclaimed Monies	54,211.45		
County Clerk Operating	88,962.10		
District Clerk Operating	63,983.87		
Light Up The Block	0.00	690,659.97	22,683,610.22
<b>FUNDS PENDING RELEASE</b>			
Check(s) pending release	0.00		
EFT(s) pending release	0.00	0.00	0.00
<b>CHANGE FUNDS</b>			
General Fund (F.10) ... cash provider to various offices	3,000.00		
Sheriff Seizure Fund (F.30)	1,950.00		
County Attorney Hot Check Fund (F.80)	50.00	5,000.00	5,000.00



FY2014-2015  
 GILLESPIE COUNTY, TEXAS

CASH / INVESTMENT BALANCES  
 OF ALL FUNDS MANAGED BY COUNTY TREASURER

For Period Ended February 28, 2015

UNALLOCATED MONIES				
<b>Checking Accounts</b>				
Justice of Peace No 1 Checking...credit card payment pending	540.00			
Justice of Peace No 2 Checking...unaccountable funds from 02.28.1999 ... date check book was turned over to County Treasurer	(98.56)			
Justice of Peace No 2 Checking...credit card payment pending	544.00			
District Clerk Checking...credit card e-file payments pending	0.00			
County Clerk Checking...IPP pending	48.00	<u>1,033.44</u>		
<b>Investment Pools ... Investment Service For Public Funds</b>				
TexPool ... General	0.00			
TexPool ... COB Series 2001/GOB Series 2010 Interest & Sinking	0.00			
TexPool ... GOB Series 2013 Jail Project	0.00			
Texas Class ... GOB Series 2013 Jail Project	<u>0.00</u>	<u>0.00</u>		
<b>Other Unallocated Funds</b>				
none reported	<u>0.00</u>	<u>0.00</u>	<u>1,033.44</u>	<b>22,689,643.66</b>

FY2014-2015  
 GILLESPIE COUNTY, TEXAS

CASH / INVESTMENT BALANCES  
 OF ALL FUNDS MANAGED BY COUNTY TREASURER

For Period Ended February 28, 2015

**CHECKING and INVESTMENT ACCOUNTS**

**CHECKING ACCOUNTS**

GENERAL OPERATING ... Interest Bearing Checking	(268.53)	
Cash On Hand	0.00	
Deposit In Process	51.00	
Deposit In Process	319.32	
Deposit In Process ... deposited wrong bank account	(17,878.94)	
Online Transfer	0.00	
Online Transfer	0.00	
Outstanding Financial Checks	(229,110.82)	
Outstanding Payroll Checks	(17,753.92)	
Check(s) pending release	0.00	(264,641.89)
GENERAL OPERATING ... Interest Bearing Sweep Account		
Sweep of General Operating Checking	11,843,507.64	11,843,507.64
COB Series 2001 / GORefuding Series 2010 INTEREST & SINKING Checking	25,457.11	
Cash On Hand	0.00	
Online Transfer	0.00	
Online Transfer	0.00	
Outstanding Checks	0.00	25,457.11
COUNTY ATTORNEY HOT CHECK ... Interest Bearing Checking	15,222.29	
Cash On Hand	0.00	
Deposit In Process	0.00	
Deposit In Process	0.00	
Outstanding Checks	(4,369.97)	10,852.32
APPELLATE JUDICIAL ... Interest Bearing Checking	487.31	
Cash On Hand	0.00	
Deposit In Process	0.00	
Online Transfer	0.00	
Online Transfer	0.00	
Outstanding Checks	0.00	487.31
JUSTICE OF THE PEACE No 1 ... Interest Bearing Checking	51,119.75	
Cash On Hand	0.00	
Deposit In Process	1,450.00	
Deposit In Process	0.00	
Outstanding Checks	(863.95)	51,705.80
JUSTICE OF THE PEACE No 2 ... Interest Bearing Checking	61,951.24	
Cash On Hand	0.00	
Deposit In Process	1,955.00	
Deposit In Process	0.00	
Outstanding Checks	(1,844.39)	62,061.85



FY2014-2015  
 GILLESPIE COUNTY, TEXAS

CASH / INVESTMENT BALANCES  
 OF ALL FUNDS MANAGED BY COUNTY TREASURER

For Period Ended February 28, 2015

<b>CHECKING ACCOUNTS ... Continued</b>			
COUNTY CLERK ... Interest Bearing Checking	86,357.61		
Cash On Hand	0.00		
Deposit In Process	1,502.00		
Deposit In Process	1,430.14		
Deposit In Process	609.00		
Deposit In Process	0.00		
Outstanding Checks ... checks outstanding prior to 10.01.2009	(108.50)		
Outstanding Checks ... outstanding checks post 09.30.2009	(780.15)	89,010.10	
DISTRICT CLERK ... Interest Bearing Checking	74,125.91		
Cash On Hand	0.00		
Deposit In Process	132.00		
Deposit In Process	0.00		
Outstanding Checks ... checks outstanding prior to 10.01.2009	(4,361.86)		
Outstanding Checks ... outstanding checks post 09.30.2009	(5,912.18)	63,983.87	
GOB SERIES 2013 - Jail Project ... Interest Bearing Checking	1.00		
Cash On Hand	0.00		
Deposit In Process ... deposited wrong bank account	17,878.94		
Online Transfer	0.00		
Deposit In Process	0.00		
Outstanding Checks	(109,827.69)	(91,947.75)	
GOB SERIES 2013 - Jail Project ... Interest Bearing Sweep Account			
Sweep of GOB 2013 Jail Project Checking	1,215,747.79	1,215,747.79	
GOB SERIES 2013 - Interest & Sinking ... Interest Bearing Checking	360,754.23		
Cash On Hand	0.00		
Online Transfer	0.00		
Online Transfer	0.00		
Online Transfer	0.00		
Outstanding Checks	0.00	360,754.23	13,366,978.38

FY2014-2015  
 GILLESPIE COUNTY, TEXAS

CASH / INVESTMENT BALANCES  
 OF ALL FUNDS MANAGED BY COUNTY TREASURER

For Period Ended February 28, 2015

**TIME CERTIFICATE OF DEPOSIT(s)**

All General Fund (10.) Investments

**Blanco National Bank**

BNB CD .. 0.45% per annum, paid monthly .. 11.07.2015 maturity	100,000.00	
BNB CD .. 0.45% per annum, paid monthly .. 02.11.2016 maturity	100,000.00	
BNB CD .. 0.45% per annum, paid monthly .. 01.02.2016 maturity	100,000.00	
BNB CD .. 0.45% per annum, paid monthly .. 07.19.2015 maturity	100,000.00	
BNB CD .. 0.45% per annum, paid monthly .. 03.07.2015 maturity	100,000.00	
BNB CD .. 0.45% per annum, paid monthly .. 09.07.2015 maturity	100,000.00	
BNB CD .. 0.45% per annum, paid monthly .. 10.07.2015 maturity	100,000.00	
BNB CD .. 0.45% per annum, paid monthly .. 05.28.2015 maturity	100,000.00	
BNB CD .. 0.45% per annum, paid monthly .. 05.28.2015 maturity	100,000.00	
BNB CD .. 0.45% per annum, paid monthly .. 08.02.2015 maturity	100,000.00	
BNB CD .. 0.45% per annum, paid monthly .. 11.02.2015 maturity	100,000.00	
BNB CD .. 0.45% per annum, paid monthly .. 12.02.2015 maturity	100,000.00	
BNB CD .. 0.45% per annum, paid monthly .. 04.18.2015 maturity	100,000.00	
BNB CD .. 0.45% per annum, paid monthly .. 11.22.2015 maturity	100,000.00	
BNB CD .. 0.45% per annum, paid monthly .. 01.30.2016 maturity	100,000.00	
BNB CD .. 0.45% per annum, paid monthly .. 01.30.2016 maturity	100,000.00	
BNB CD .. 0.45% per annum, paid monthly .. 03.05.2015 maturity	100,000.00	
BNB CD .. 0.45% per annum, paid monthly .. 04.01.2015 maturity	100,000.00	
BNB CD .. 0.45% per annum, paid monthly .. 12.01.2015 maturity	100,000.00	
BNB CD .. 0.45% per annum, paid monthly .. 04.01.2015 maturity	100,000.00	
BNB CD .. 0.45% per annum, paid monthly .. 04.01.2015 maturity	100,000.00	
BNB CD .. 0.45% per annum, paid monthly .. 04.15.2015 maturity	100,000.00	
BNB CD .. 0.45% per annum, paid monthly .. 06.01.2015 maturity	100,000.00	
BNB CD .. 0.45% per annum, paid monthly .. 06.15.2015 maturity	<u>100,000.00</u>	<u>2,400,000.00</u>

**Security State Bank & Trust (County Depository)**

SSB&T CD .. 0.35% per annum, paid monthly .. 02.11.2016 maturity	100,000.00	
SSB&T CD .. 0.35% per annum, paid monthly .. 05.02.2015 maturity	100,000.00	
SSB&T CD .. 0.35% per annum, paid monthly .. 02.28.2016 maturity	100,000.00	
SSB&T CD .. 0.35% per annum, paid monthly .. 10.29.2015 maturity	100,000.00	
SSB&T CD .. 0.35% per annum, paid monthly .. 03.04.2015 maturity	250,000.00	
SSB&T CD .. 0.35% per annum, paid monthly .. 04.01.2015 maturity	500,000.00	
SSB&T CD .. 0.35% per annum, paid monthly .. 07.01.2015 maturity	500,000.00	
SSB&T CD .. 0.35% per annum, paid monthly .. 10.01.2015 maturity	500,000.00	
SSB&T CD .. 0.35% per annum, paid monthly .. 01.01.2016 maturity	<u>500,000.00</u>	<u>2,650,000.00</u> <u>5,050,000.00</u>



FY2014-2015  
 GILLESPIE COUNTY, TEXAS

CASH / INVESTMENT BALANCES  
 OF ALL FUNDS MANAGED BY COUNTY TREASURER

For Period Ended February 28, 2015

<b>INVESTMENT POOLS ... Investment Service For Public Funds</b>			
<b>TexPool</b>			
GENERAL ... Multi-Fund Account	3,483,631.88		
Deposit In Process	0.00		
Monies In Transit	<u>0.00</u>	<u>3,483,631.88</u>	
COB SERIES 2001/GORefunding SERIES 2010 ... Interest & Sinking	709.99		
Deposit In Process	0.00		
Monies In Transit	<u>0.00</u>	<u>709.99</u>	
GOB SERIES 2013 ... Jail Project	101,008.58		
Deposit In Process	0.00		
Monies In Transit	<u>0.00</u>	<u>101,008.58</u>	
TexPool sub-total			<u>3,585,350.45</u>
<b>Texas Class</b>			
GOB SERIES 2013 ... Jail Project	682,314.83		
Deposit In Process	0.00		
Monies In Transit	<u>0.00</u>	<u>682,314.83</u>	<u>4,267,665.28</u>
<b>CHANGE FUNDS</b>			
<b>Under General Fund (F.10)</b>			
Tax Office ... Teller Drawers (4)	1,200.00		
Tax Office ... Office Administration	0.00		
County Clerk	100.00		
District Clerk	100.00		
Justice of Peace No 1	200.00		
Justice of Peace No 2	200.00		
Pioneer Memorial Library	100.00		
Sheriff ... LEC Administration	50.00		
Sheriff ... LEB Jail Operations	50.00		
County Treasurer	1,000.00		
County Warehouse	<u>0.00</u>	<u>3,000.00</u>	
<b>Under Sheriff Seizure (F.30)</b>			
Sheriff ... Administrative Office	<u>1,950.00</u>	<u>1,950.00</u>	
<b>Under County Attorney Hot Check (F.80)</b>			
County Attorney	<u>50.00</u>	<u>50.00</u>	<u>5,000.00</u>
			<b>22,689,643.66</b>

FY2014-2015  
 GILLESPIE COUNTY, TEXAS

CASH / INVESTMENT BALANCES  
 OF ALL FUNDS MANAGED BY COUNTY TREASURER

For Period Ended February 28, 2015

DISTRICT CLERK HOLDING					
HOLDING ACCOUNT (s)			CASH and INVESTMENTS		
	holding account(s)	<u>520,037.34</u>	<u>520,037.34</u>	<u>520,037.34</u>	<u>520,037.34</u>
<b>INVESTMENT POOLS ... Investment Service For Public Funds</b>					
	TEXPOOL ... DISTRICT CLERK HOLDING	520,037.34			
	Deposit In Process	0.00			
	Monies In Transit	<u>0.00</u>	<u>520,037.34</u>	<u>520,037.34</u>	<u>520,037.34</u>

COUNTY CLERK HOLDING					
HOLDING ACCOUNT (s)			CASH and INVESTMENTS		
	holding account(s)	<u>120,500.65</u>	<u>120,500.65</u>	<u>120,500.65</u>	<u>120,500.65</u>
<b>INVESTMENT POOLS ... Investment Service For Public Funds</b>					
	TEXPOOL ... COUNTY CLERK HOLDING	120,500.65			
	Deposit In Process	0.00			
	Monies In Transit	<u>0.00</u>	<u>120,500.65</u>	<u>120,500.65</u>	<u>120,500.65</u>



Laura Lundquist, C.C.F., C.I.O.  
 Gillespie County Treasurer  
 Gillespie County, Texas



FY2014-2015  
GILLESPIE COUNTY, TEXAS  
STATEMENT OF  
Receipts, Disbursements, Electronic Funds Transfers, Payroll, Interfund Transfers, Adjustments, and Time Investments  
of County Funds Managed by County Treasurer

For the Period Ended February 28, 2015

FY2014-2015 For Current Account Period	Cash Balance as of 01.31.2015	Receipts	Disbursements	Electronic Fund Transfers	Payroll	Total Disbursements	Interfund Allocations In	Interfund Allocations Out	FY2015 Adjustments	FY2014 YE Adjustments	Cash Balances as of 02.28.2015	Time Investments	Adjusted Cash Balance as of 02.28.2015	FY2014-2015 For Current Account Period
<b>GENERAL and ROAD &amp; BRIDGE ... Maintenance &amp; Operating Funds</b>														
F10 General	13,635,461.98	2,680,925.63	437,723.03	205,427.78	235,074.93	878,225.74					15,438,161.87	5,050,000.00	10,388,161.87	F10 General
<b>Road &amp; Bridge Funds</b>														
F15 County Wide	1,046,545.80	562,902.53	3,552.57		2,057.67	5,610.24					1,603,838.09		1,603,838.09	Road & Bridge Funds
F16 Precinct No 1	238,804.28	33.04	17,590.93		14,358.65	31,949.58					206,887.74		206,887.74	F16 Precinct No 1
F17 Precinct No 2	282,982.31	39.75	4,723.75		13,765.59	18,489.34					264,532.72		264,532.72	F17 Precinct No 2
F18 Precinct No 3	195,947.31	18.35	29,300.88		17,339.75	46,640.63					149,325.03		149,325.03	F18 Precinct No 3
F19 Precinct No 4	249,334.64	33.80	14,882.76		15,588.44	30,471.20					218,897.24		218,897.24	F19 Precinct No 4
Sub-Total R&B	2,013,614.34	503,027.47	70,050.89	0.00	63,110.10	133,100.99	0.00	0.00	0.00	0.00	2,443,602.82	0.00	2,443,602.82	Sub-Total R&B
<b>Sub-Totals General / Road &amp; Bridge ... Maintenance &amp; Operating Funds</b>	<b>15,649,076.32</b>	<b>3,245,953.10</b>	<b>507,773.92</b>	<b>205,427.78</b>	<b>298,185.03</b>	<b>1,011,386.73</b>	<b>0.00</b>	<b>0.00</b>	<b>0.00</b>	<b>0.00</b>	<b>17,881,642.69</b>	<b>5,050,000.00</b>	<b>12,831,642.69</b>	<b>Sub-Totals General / Road &amp; Bridge ... Maintenance &amp; Operating Funds</b>

**FY2014-2015  
GILLESPIE COUNTY, TEXAS  
STATEMENT OF  
Receipts, Disbursements, Electronic Funds Transfers, Payroll, Interfund Transfers, Adjustments, and Time Investments  
of County Funds Managed by County Treasurer**

For the Period Ended February 28, 2015

FY2014-2015 For Current Account Period	Cash Balance as of 01.31.2015	Receipts	Disbursements	Electronic Fund Transfers	Payroll	Total Disbursements	Interfund Allocations In	Interfund Allocations Out	FY2015 Adjustments	FY2014 YE Adjustments	Cash Balances as of 02.28.2015	Time Investments	Adjusted Cash Balance as of 02.28.2015	FY2014-2015 For Current Account Period
<b>SPECIAL REVENUE</b>														
F20 Law Library	13,015.24		1,630.00			1,630.00					11,385.24		11,385.24	F20 Law Library
F21 Lateral Road Precinct Depts														F21 Lateral Road Precinct Depts
Precinct No 1	6,633.18					0.00					6,633.18		6,633.18	Precinct No 1
Precinct No 2	6,633.18					0.00					6,633.18		6,633.18	Precinct No 2
Precinct No 3	6,633.18					0.00					6,633.18		6,633.18	Precinct No 3
Precinct No 4	6,633.18					0.00					6,633.18		6,633.18	Precinct No 4
F24 Probate	27,450.85					0.00					27,450.85		27,450.85	F24 Probate
F25 Court Reporter	1,762.72		200.00			200.00					1,562.72		1,562.72	F25 Court Reporter
F28 County Records Mgmt	86,216.99					0.00					86,216.99		86,216.99	F28 County Records Mgmt
F29 County Clerk Records Mgmt	99,764.50				1,805.92	1,805.92					97,958.58		97,958.58	F29 County Clerk Records Mgmt
F30 Sheriff Forfeiture	20,283.22	2.87				0.00					20,286.09		20,286.09	F30 Sheriff Forfeiture
F93 Sheriff Abandoned Vehicle	1,199.97	0.17				0.00					1,200.14		1,200.14	F93 Sheriff Abandoned Vehicle
F31 Justice Court Bldg Security	27,933.56					0.00					27,933.56		27,933.56	F31 Justice Court Bldg Security
F32 Courthouse Security	1,219.83					0.00					1,219.83		1,219.83	F32 Courthouse Security
F34 District Clerk Records Mgmt	6,226.24					0.00					6,226.24		6,226.24	F34 District Clerk Records Mgmt
F35 County & District Courts Technology	14,796.25					0.00					14,796.25		14,796.25	F35 County & District Courts Technology
F36 Occupancy Tax	472,175.50	69,134.10	40.09			40.09					541,269.51		541,269.51	F36 Occupancy Tax
F37 Pretrial Intervention	123,025.71					0.00					123,025.71		123,025.71	F37 Pretrial Intervention
F51 Justice Court Technology	105,711.79					0.00					105,711.79		105,711.79	F51 Justice Court Technology
F72 Airport Operating	632,318.05	10,519.29	5,752.21		5,182.49	10,934.70					631,902.64		631,902.64	F72 Airport Operating
F78 LEOSE -Sheriff	2,058.58					0.00					2,058.58		2,058.58	F78 LEOSE -Sheriff
F79 LEOSE- Constable 1	7,379.00					0.00					7,379.00		7,379.00	F79 LEOSE- Constable 1
F82 LEOSE-Constable 2	6,105.88					0.00					6,105.88		6,105.88	F82 LEOSE-Constable 2
F81 Tax Assessor-M V I	106.75					0.00					106.75		106.75	F81 Tax Assessor-M V I
F40 Sheriff Equitable Sharing	1,200.43	0.17				0.00					1,200.60		1,200.60	F40 Sheriff Equitable Sharing
<b>Sub-Totals Special Revenue</b>	<b>1,676,483.78</b>	<b>79,656.60</b>	<b>7,622.30</b>	<b>0.00</b>	<b>6,988.41</b>	<b>14,610.71</b>	<b>0.00</b>	<b>0.00</b>	<b>0.00</b>	<b>0.00</b>	<b>1,741,529.67</b>	<b>0.00</b>	<b>1,741,529.67</b>	<b>Sub-Totals Special Revenue</b>



**FY2014-2015  
GILLESPIE COUNTY, TEXAS  
STATEMENT OF  
Receipts, Disbursements, Electronic Funds Transfers, Payroll, Interfund Transfers, Adjustments, and Time Investments  
of County Funds Managed by County Treasurer**

For the Period Ended February 28, 2015

FY2014-2015 For Current Account Period	Cash Balance as of 01.31.2015	Receipts	Disbursements	Electronic Fund Transfers	Payroll	Total Disbursements	Interfund Allocations In	Interfund Allocations Out	FY2015 Adjustments	FY2014 YE Adjustments	Cash Balances as of 02.28.2015	Time Investments	Adjusted Cash Balance as of 02.28.2015	FY2014-2015 For Current Account Period
----------------------------------------------	----------------------------------------	----------	---------------	------------------------------	---------	------------------------	--------------------------------	---------------------------------	-----------------------	-----------------------------	-----------------------------------------	---------------------	-------------------------------------------------	----------------------------------------------

SPECIAL REVENUE ... GRANTS													SPECIAL REVENUE ... GRANTS		
F11 Grants ... General - Energy Efficiency	0.00					0.00					0.00		0.00	F11 Grants ... General - Energy Efficiency	0.00
F11 Grants ... Law Enforcement, Emergency Services P25 Compliant Radio	75,248.14					0.00					75,248.14		75,248.14	F11 Grants ... Law Enforcement, Emergency Services P25 Compliant Radio	75,248.14
F54 PML ... Loan Star Grant	258.39					0.00					258.39		258.39	F54 PML ... Loan Star Grant	258.39
F54 PML ... PAC-HUG Grant	211.40					0.00					211.40		211.40	F54 PML ... PAC-HUG Grant	211.40
F71 Airport Capital Project Grant	15.18					0.00					15.18		15.18	F71 Airport Capital Project Grant	15.18
Sub-Totals Special Revenue ... Grants		75,733.11	0.00	0.00	0.00	0.00	0.00	0.00	0.00	0.00	75,733.11	0.00	75,733.11	Sub-Totals Special Revenue ... Grants	

CERTIFICATES OF OBLIGATION BONDS and GENERAL OBLIGATION BONDS ... Operating Accounts													CERTIFICATES OF OBLIGATION BONDS and GENERAL OBLIGATION BONDS ... Operating Accounts		
F61 GOB Series 2013 ... Jail Project	2,175,454.12	18,197.56	286,528.23			286,528.23					1,907,123.45		1,907,123.45	F61 GOB Series 2013 ... Jail Project	1,907,123.45
Sub-Totals COB ... GOB Operating		2,175,454.12	18,197.56	286,528.23	0.00	0.00	286,528.23	0.00	0.00	0.00	1,907,123.45	0.00	1,907,123.45	Sub-Totals COB ... GOB Operating	

CERTIFICATES OF OBLIGATION BONDS and GENERAL OBLIGATION BONDS ... Interest & Sinking Accounts													CERTIFICATES OF OBLIGATION BONDS and GENERAL OBLIGATION BONDS ... Interest & Sinking Accounts		
F62 GOB Series 2013 ... Interest & Sinking	878,186.46	260,892.77		778,325.00		778,325.00					360,754.23		360,754.23	F62 GOB Series 2013 ... Interest & Sinking	360,754.23
F53 COB Series 2001 / GOB Refunding Series 2013 ... Interest & Sinking	147,564.52	44,022.58		165,420.00		165,420.00					26,167.10		26,167.10	F53 COB Series 2001 / GOB Refunding Series 2013 ... Interest & Sinking	26,167.10
Sub-Totals COB ... GOB I&S		1,025,750.98	304,915.35	0.00	943,745.00	0.00	943,745.00	0.00	0.00	0.00	386,921.33	0.00	386,921.33	Sub-Totals COB ... GOB I&S	



**FY2014-2015  
GILLESPIE COUNTY, TEXAS  
STATEMENT OF  
Receipts, Disbursements, Electronic Funds Transfers, Payroll, Interfund Transfers, Adjustments, and Time Investments  
of County Funds Managed by County Treasurer**

For the Period Ended February 28, 2015

FY2014-2015 For Current Account Period	Cash Balance as of 01/31/2015	Receipts	Disbursements	Electronic Fund Transfers	Payroll	Total Disbursements	Interfund Allocations In	Interfund Allocations Out	FY2015 Adjustments	FY2014 YE Adjustments	Cash Balances as of 02/28/2015	Time Investments	Adjusted Cash Balance as of 02/28/2015	FY2014-2015 For Current Account Period
<b>TRUST and AGENCY</b>														
F22 Criminal Justice	835.00	661.00				0.00					1,516.00		1,516.00	F22 Criminal Justice
F27 Waste Water	190.00	220.00				0.00					410.00		410.00	F27 Waste Water
F80 County Attorney Hot Check	11,000.50	3,671.23	4,019.41			4,019.41					10,852.32		10,852.32	F80 County Attorney Hot Check
F89 McDermott (PML)	142,283.42	20.12				0.00					142,283.54		142,283.54	F89 McDermott (PML)
F92 Breiten (PML)	213,743.72	30.23				0.00					213,773.95		213,773.95	F92 Breiten (PML)
F85 Justice Of Peace 1	31,909.03	19,470.74	213.97			213.97					51,165.80		51,165.80	F85 Justice Of Peace 1
F86 Justice Of Peace 2	28,594.63	33,402.78	381.00			381.00					61,516.41		61,516.41	F86 Justice Of Peace 2
F83 Appellate Judicial Resolution	487.29	0.02				0.00					487.31		487.31	F83 Appellate Judicial Resolution
F84 Alternative Dispute Resolution	1,397.22					0.00					1,397.22		1,397.22	F84 Alternative Dispute Resolution
F90 Unclaimed Monies	54,211.45					0.00					54,211.45		54,211.45	F90 Unclaimed Monies
F94 County Clerk Operating	46,014.10	42,948.00				0.00					88,962.10		88,962.10	F94 County Clerk Operating
F95 District Clerk Operating	44,340.98	19,642.89				0.00					63,983.87		63,983.87	F95 District Clerk Operating
F99 Light Up The Block	0.00					0.00					0.00		0.00	F99 Light Up The Block
<b>Sub-Totals Trust and Agency</b>	<b>574,987.34</b>	<b>120,287.01</b>	<b>4,614.38</b>	<b>0.00</b>	<b>0.00</b>	<b>4,614.38</b>	<b>0.00</b>	<b>0.00</b>	<b>0.00</b>	<b>0.00</b>	<b>690,659.97</b>	<b>0.00</b>	<b>690,659.97</b>	<b>Sub-Totals Trust and Agency</b>

TOTALS ALL FUNDS	21,177,485.65	3,767,009.62	806,538.83	1,149,172.78	305,173.44	2,260,885.05	0.00	0.00	0.00	0.00	22,683,610.22	5,050,000.00	17,633,610.22	TOTALS ALL FUNDS
---------------------	---------------	--------------	------------	--------------	------------	--------------	------	------	------	------	---------------	--------------	---------------	---------------------

**FY2014-2015  
GILLESPIE COUNTY, TEXAS  
STATEMENT OF  
Receipts, Disbursements, Electronic Funds Transfers, Payroll, Interfund Transfers, Adjustments, and Time Investments  
of County Funds Managed by County Treasurer**

**Fiscal Year to Date as of Period Ended February 28 2015**

FY2014-2015 Fiscal Year to Date as of Period Ended	Cash Balance as of 09.30.2014	Receipts	Disbursements	Electronic Fund Transfers	Payroll	Total Disbursements	Interfund Allocations In	Interfund Allocations Out	FY2015 Adjustments	FY2014 YE Adjustments	Cash Balances as of 02.28.2015	Time Investments	Adjusted Cash Balance as of 02.28.2015	FY2014-2015 Fiscal Year to Date as of Period Ended
<b>GENERAL and ROAD &amp; BRIDGE ... Maintenance &amp; Operating Funds</b>														
F10 General	9,427,791.73	10,909,012.70	2,499,131.77	1,098,639.77	1,300,871.02	4,898,642.56					15,438,161.87	5,050,000.00	10,388,161.87	F10 General
<b>Road &amp; Bridge Funds</b>														
F15 County Wide	378,620.01	1,937,379.66	44,349.46		10,812.12	55,161.58		657,000.00			1,603,838.09		1,603,838.09	Road & Bridge Funds F15 County Wide
F16 Precinct No 1	241,992.22	96.36	118,722.72		82,478.12	201,200.84	166,000.00				206,887.74		206,887.74	F16 Precinct No 1
F17 Precinct No 2	250,708.69	142.97	39,175.76		73,143.18	112,318.94	126,000.00				264,532.72		264,532.72	F17 Precinct No 2
F18 Precinct No 3	143,588.42	35.92	112,819.19		93,480.12	206,299.31	212,000.00				149,325.03		149,325.03	F18 Precinct No 3
F19 Precinct No 4	228,968.64	120.29	77,599.56		85,592.13	163,191.69	153,000.00				218,897.24		218,897.24	F19 Precinct No 4
Sub-Total R&B	1,243,877.98	1,937,775.20	302,666.69	0.00	345,506.67	738,172.36	657,000.00		0.00	0.00	2,443,480.02	0.00	2,443,480.02	Sub-Total R&B
<b>Sub-Totals General / Road &amp; Bridge ... Maintenance &amp; Operating Funds</b>	<b>10,671,669.71</b>	<b>12,846,787.90</b>	<b>2,891,798.46</b>	<b>1,098,639.77</b>	<b>1,646,376.69</b>	<b>5,636,814.92</b>	<b>657,000.00</b>	<b>657,000.00</b>	<b>0.00</b>	<b>0.00</b>	<b>17,881,642.69</b>	<b>5,050,000.00</b>	<b>12,831,642.69</b>	<b>Sub-Totals General / Road &amp; Bridge ... Maintenance &amp; Operating Funds</b>



**FY2014-2015  
GILLESPIE COUNTY, TEXAS  
STATEMENT OF  
Receipts, Disbursements, Electronic Funds Transfers, Payroll, Interfund Transfers, Adjustments, and Time Investments  
of County Funds Managed by County Treasurer**

Fiscal Year to Date as of Period Ended February 28 2015

FY2014-2015	Cash	Balance	as of	09/30/2014	Receipts	Disbursements	Electronic Funds Transfers	Payroll	Total	Disbursements	In	Interfund	Interfund	Adjustments	FY2015	Adjustments	FY2014	Cash	Balance	as of	02/28/2015	Adjusted	Fiscal Year to Date	as of	02/28/2015

SPECIAL REVENUE																											
F20 Law Library	13,480.79	5,739.95	7,835.50						7,835.50																		
F21 Lateral Road Precinct																											
Dep'ts																											
Precinct No 1	0.00	6,633.18	0.00						6,633.18																		
Precinct No 2	0.00	6,633.18	0.00						6,633.18																		
Precinct No 3	0.00	6,633.18	0.00						6,633.18																		
Precinct No 4	0.00	6,633.18	0.00						6,633.18																		
F24 Probate	26,340.90	1,109.95	200.00						27,450.85																		
F25 Court Reporter	236.68	1,526.04	200.00						1,562.72																		
F28 County Records Mgmt	83,503.81	2,713.18							86,216.99																		
F29 County Clerk Records									97,958.58																		
Mgmt	86,517.49	21,486.42	308.92						10,045.33																		
F30 Sheriff Forfeiture	15,712.92	5,788.42	1,215.25						1,215.25																		
F33 Sheriff Abandoned Vehicle	1,199.37		0.77						0.00																		
F31 Justice Court Bldg Security	27,149.25	784.31							0.00																		
F32 Courthouse Security	12,630.03	5,471.20	406.74						16,474.66																		
F34 District Clerk Records									0.00																		
Mgmt	5,630.28	595.96							0.00																		
F35 County & District Courts	13,523.64	1,272.61							0.00																		
Technology																											
F36 Occupancy Tax	447,100.78	221,978.32	127,809.59						127,809.59																		
F37 Pretrial Intervention	123,025.71								0.00																		
F51 Justice Court Technology	102,554.58	3,157.21							0.00																		
F72 Airport Operating	598,769.47	107,653.91							74,520.74																		
F78 LEOSE-Sheriff	2,058.58								0.00																		
F79 LEOSE-Constable 1	7,379.00								0.00																		
F82 LEOSE-Constable 2	6,105.88								0.00																		
F81 Tax Assessor-M V I	106.75								0.00																		
F40 Sheriff Equitable Sharing	1,200.60		0.43						0.00																		
<b>Sub-Totals</b>	<b>1,574,226.08</b>	<b>405,811.40</b>	<b>164,622.69</b>	<b>18,643.00</b>	<b>55,242.12</b>	<b>238,507.81</b>	<b>0.00</b>	<b>0.00</b>	<b>0.00</b>	<b>0.00</b>	<b>0.00</b>	<b>0.00</b>	<b>0.00</b>	<b>0.00</b>	<b>0.00</b>	<b>0.00</b>	<b>0.00</b>	<b>0.00</b>	<b>0.00</b>	<b>0.00</b>	<b>0.00</b>	<b>1,741,529.67</b>	<b>1,741,529.67</b>	<b>0.00</b>	<b>0.00</b>	<b>1,741,529.67</b>	
<b>Sub-Totals</b>	<b>1,574,226.08</b>	<b>405,811.40</b>	<b>164,622.69</b>	<b>18,643.00</b>	<b>55,242.12</b>	<b>238,507.81</b>	<b>0.00</b>	<b>0.00</b>	<b>0.00</b>	<b>0.00</b>	<b>0.00</b>	<b>0.00</b>	<b>0.00</b>	<b>0.00</b>	<b>0.00</b>	<b>0.00</b>	<b>0.00</b>	<b>0.00</b>	<b>0.00</b>	<b>0.00</b>	<b>0.00</b>	<b>0.00</b>	<b>0.00</b>	<b>0.00</b>	<b>0.00</b>	<b>0.00</b>	<b>1,741,529.67</b>



**FY2014-2015  
GILLESPIE COUNTY, TEXAS  
STATEMENT OF  
Receipts, Disbursements, Electronic Funds Transfers, Payroll, Interfund Transfers, Adjustments, and Time Investments  
of County Funds Managed by County Treasurer**

Fiscal Year to Date as of Period Ended February 28 2015

FY2014-2015 Fiscal Year to Date as of Period Ended	Cash Balance as of 09.30.2014	Receipts	Disbursements	Electronic Fund Transfers	Payroll	Total Disbursements	Interfund Allocations In	Interfund Allocations Out	FY2015 Adjustments	FY2014 YE Adjustments	Cash Balances as of 02.28.2015	Time Investments	Adjusted Cash Balance as of 02.28.2015	FY2014-2015 Fiscal Year to Date as of Period Ended
----------------------------------------------------------	----------------------------------------	----------	---------------	------------------------------	---------	------------------------	--------------------------------	---------------------------------	-----------------------	-----------------------------	-----------------------------------------	---------------------	-------------------------------------------------	----------------------------------------------------------

SPECIAL REVENUE ... GRANTS													SPECIAL REVENUE ... GRANTS	
F11 Grants ... General - Energy Efficiency	0.00					0.00					0.00		0.00	F11 Grants ... General - Energy Efficiency
F11 Grants ... Law Enforcement, Emergency Services P25 Compliant Radio	75,248.14					0.00					75,248.14		75,248.14	F11 Grants ... Law Enforcement, Emergency Services P25 Compliant Radio
F54 PML ... Loan Star Grant	258.39					0.00					258.39		258.39	F54 PML ... Loan Star Grant
F54 PML ... PAC-HUG Grant	211.40					0.00					211.40		211.40	F54 PML ... PAC-HUG Grant
F71 Airport Capital Project Grant	15.18					0.00					15.18		15.18	F71 Airport Capital Project Grant
<b>Sub-Totals Special Revenue ... Grants</b>		<b>75,733.11</b>	<b>0.00</b>	<b>0.00</b>	<b>0.00</b>	<b>0.00</b>	<b>0.00</b>	<b>0.00</b>	<b>0.00</b>	<b>0.00</b>	<b>75,733.11</b>	<b>0.00</b>	<b>75,733.11</b>	<b>Sub-Totals Special Revenue ... Grants</b>

CERTIFICATES OF OBLIGATION BONDS and GENERAL OBLIGATION BONDS ... Operating Accounts													CERTIFICATES OF OBLIGATION BONDS and GENERAL OBLIGATION BONDS ... Operating Accounts	
F61 GOB Series 2013 ... Jail Project	5,249,856.00	20,652.93	3,363,385.48			3,363,385.48					1,907,123.45		1,907,123.45	F61 GOB Series 2013 ... Jail Project
<b>Sub-Totals COB ... GOB Operating</b>		<b>5,249,856.00</b>	<b>20,652.93</b>	<b>3,363,385.48</b>	<b>0.00</b>	<b>0.00</b>	<b>3,363,385.48</b>	<b>0.00</b>	<b>0.00</b>	<b>0.00</b>	<b>1,907,123.45</b>	<b>0.00</b>	<b>1,907,123.45</b>	<b>Sub-Totals COB ... GOB Operating</b>

CERTIFICATES OF OBLIGATION BONDS and GENERAL OBLIGATION BONDS ... Interest & Sinking Accounts													CERTIFICATES OF OBLIGATION BONDS and GENERAL OBLIGATION BONDS ... Interest & Sinking Accounts	
F62 GOB Series 2013 ... Interest & Sinking	186,733.10	952,346.13		778,325.00		778,325.00					360,754.23		360,754.23	F62 GOB Series 2013 ... Interest & Sinking
F53 COB Series 2001 / GOB Refunding Series 2013 ... Interest & Sinking	30,914.07	161,423.03	750.00	165,420.00		166,170.00					26,167.10		26,167.10	F53 COB Series 2001 / GOB Refunding Series 2013 ... Interest & Sinking
<b>Sub-Totals COB ... GOB I&amp;S</b>		<b>217,647.17</b>	<b>1,113,769.16</b>	<b>750.00</b>	<b>943,745.00</b>	<b>0.00</b>	<b>944,495.00</b>	<b>0.00</b>	<b>0.00</b>	<b>0.00</b>	<b>386,921.33</b>	<b>0.00</b>	<b>386,921.33</b>	<b>Sub-Totals COB ... GOB I&amp;S</b>

**FY2014-2015  
GILLESPIE COUNTY, TEXAS  
STATEMENT OF  
Receipts, Disbursements, Electronic Funds Transfers, Payroll, Interfund Transfers, Adjustments, and Time Investments  
of County Funds Managed by County Treasurer**

Fiscal Year to Date as of Period Ended February 28 2015

FY2014-2015 Fiscal Year to Date as of Period Ended	Cash Balance as of 09.30.2014	Receipts	Disbursements	Electronic Fund Transfers	Payroll	Total Disbursements	Interfund Allocations In	Interfund Allocations Out	FY2015 Adjustments	FY2014 YE Adjustments	Cash Balances as of 02.28.2015	Time Investments	Adjusted Cash Balance as of 02.28.2015	FY2014-2015 Fiscal Year to Date as of Period Ended
<b>TRUST and AGENCY</b>														
F22 Criminal Justice	56,439.35	92,292.52	619.72	146,596.15		147,215.87					1,516.00		1,516.00	F22 Criminal Justice
F27 Waste Water	610.00	640.00	840.00			840.00					410.00		410.00	F27 Waste Water
F80 County Attorney Hot Check	11,142.69	15,266.03	15,556.40			15,556.40					10,852.32		10,852.32	F80 County Attorney Hot Check
F89 McDermott (PML)	144,339.67	94.24	2,150.37			2,150.37					142,283.54		142,283.54	F89 McDermott (PML)
F92 Breiten (PML)	213,777.98	141.59	145.62			145.62					213,773.95		213,773.95	F92 Breiten (PML)
F85 Justice Of Peace 1	36,196.17	82,285.14	67,315.51			67,315.51					51,165.80		51,165.80	F85 Justice Of Peace 1
F86 Justice Of Peace 2	25,655.83	142,325.64	106,365.05			106,365.05					61,616.41		61,616.41	F86 Justice Of Peace 2
F83 Appellate Judicial Resolution	703.81	820.07	1,036.57			1,036.57					487.31		487.31	F83 Appellate Judicial Resolution
F84 Alternative Dispute Resolution	720.00	2,132.73	1,455.51			1,455.51					1,397.22		1,397.22	F84 Alternative Dispute Resolution
F90 Unclaimed Monies	55,949.27		1,737.82			1,737.82					54,211.45		54,211.45	F90 Unclaimed Monies
F94 County Clerk Operating	43,947.02	203,871.06	158,855.98			158,855.98					88,962.10		88,962.10	F94 County Clerk Operating
F95 District Clerk Operating	86,979.66	81,535.25	104,531.04			104,531.04					63,983.87		63,983.87	F95 District Clerk Operating
F99 Light Up The Block	3.48		3.48			3.48					0.00		0.00	F99 Light Up The Block
<b>Sub-Totals Trust and Agency</b>	<b>676,464.93</b>	<b>621,404.27</b>	<b>460,613.08</b>	<b>146,596.15</b>	<b>0.00</b>	<b>607,209.23</b>	<b>0.00</b>	<b>0.00</b>	<b>0.00</b>	<b>0.00</b>	<b>690,659.97</b>	<b>0.00</b>	<b>690,659.97</b>	<b>Sub-Totals Trust and Agency</b>

TOTALS ALL FUNDS	18,465,597.00	15,008,425.66	6,881,169.71	2,207,623.92	1,701,618.81	10,790,412.44	657,000.00	0.00	0.00	0.00	22,683,610.22	5,050,000.00	17,633,610.22	TOTALS ALL FUNDS
---------------------	---------------	---------------	--------------	--------------	--------------	---------------	------------	------	------	------	---------------	--------------	---------------	---------------------



**FY2014-2015**  
**GILLESPIE COUNTY, TEXAS**  
**STATEMENT OF**  
**Fund Cash/ Investment Balances of All County Funds Managed By County Treasurer**

FUND DESCRIPTION ACTIVE FUNDS		FY2015	FY2014	FY2013	FY2012	FY2011	FY2010	FY2009	FY2008	FY2007	FY2006	FY2005	
		As of 02.28.2015						As Of Fiscal Year Ending Date					
<b>GENERAL and ROAD &amp; BRIDGE Maintenance &amp; Operating</b>													
<b>F10</b>	<b>General Fund</b>												
	All Departments	15,438,161.87	9,427,791.73	7,929,967.87	6,382,410.44	7,099,577.50	8,058,141.42	9,262,263.41	8,857,295.99	7,871,493.01	6,391,051.39	4,764,571.70	
<b>Road &amp; Bridge</b>													
F15	County Wide	1,603,838.09	378,620.01	285,411.34	269,007.62	247,933.84	231,323.63	415,645.89	590,087.10	266,135.87	214,879.76	325,631.63	
F16	Precinct No 1	206,887.74	241,992.22	241,285.37	245,176.66	314,264.01	419,950.01	310,192.73	159,578.97	288,106.85	214,159.86	146,948.45	
F17	Precinct No 2	264,532.72	250,708.69	263,049.77	258,790.65	290,025.28	437,336.83	225,655.61	238,217.17	214,371.88	129,291.12	143,620.74	
F18	Precinct No 3	149,325.03	143,588.42	266,091.82	255,513.57	302,798.14	356,974.50	189,553.20	94,153.92	261,697.98	131,482.78	89,710.29	
F19	Precinct No 4	218,897.24	228,968.64	296,509.28	242,510.97	296,473.77	334,265.94	297,466.40	205,119.63	294,441.60	144,424.27	87,076.99	
	Road & Bridge Sub-Totals	2,443,480.82	1,243,877.98	1,352,347.58	1,270,999.47	1,451,495.04	1,779,850.91	1,438,513.83	1,287,156.79	1,324,754.18	834,237.79	792,988.10	
<b>Sub-Totals</b>													
<b>General and Road &amp; Bridge Maintenance &amp; Operating</b>		<b>17,881,642.69</b>	<b>10,671,669.71</b>	<b>9,282,315.45</b>	<b>7,653,409.91</b>	<b>8,551,072.54</b>	<b>9,837,992.33</b>	<b>10,700,777.24</b>	<b>10,144,452.78</b>	<b>9,196,247.19</b>	<b>7,225,289.18</b>	<b>5,557,559.80</b>	

**FY2014-2015**  
**GILLESPIE COUNTY, TEXAS**  
**STATEMENT OF**  
**Fund Cash/ Investment Balances of All County Funds Managed By County Treasurer**

FUND DESCRIPTION ACTIVE FUNDS		FY2015	FY2014	FY2013	FY2012	FY2011	FY2010	FY2009	FY2008	FY2007	FY2006	FY2005	
		As of 02.28.2015					As Of Fiscal Year Ending Date						
<b>SPECIAL REVENUE</b>													
F20	Law Library	11,385.24	13,480.79	22,378.86	28,338.91	39,192.23	43,400.98	41,852.55	42,419.59	40,079.68	36,066.66	31,284.42	
F21	Lateral Road Precinct Depts								31,328.62	18,897.94	0.00	12,377.05	
	Precinct No 1	6,633.18	0.00	0.00	0.00	0.00	0.00	0.00					
	Precinct No 2	6,633.18	0.00	0.00	0.00	0.00	0.00	0.00					
	Precinct No 3	6,633.18	0.00	0.00	0.00	0.00	0.00	0.00					
	Precinct No 4	6,633.18	0.00	0.00	0.00	0.00	0.00	0.00					
F24	Probate Training	27,450.85	26,340.90	23,622.04	19,141.40	16,237.87	12,211.95	9,105.91	5,897.08	3,645.71	3,765.83	3,195.83	
F25	Court Reporter Service	1,562.72	236.68	2,457.15	772.43	531.72	3,586.72	3,925.99	4,749.95	4,047.90	5,121.28	5,477.58	
F28	County Records Mgt	86,216.99	83,503.81	75,768.96	68,085.54	60,798.05	85,746.02	83,499.27	78,601.53	67,393.03	58,717.22	51,017.76	
F29	County Clerk Rcds Mgt	97,958.58	86,517.49	60,025.77	49,201.97	50,654.52	68,198.97	73,472.48	70,443.27	82,242.00	72,150.57	72,669.38	
F30	Sheriff Forfeiture	20,286.09	15,712.92	15,899.44	11,441.71	7,858.55	9,611.45	9,686.21	7,929.49	7,672.56	7,249.58	5,649.05	
F97	Sheriff Abandoned Vehicle	1,200.14	1,199.37	1,197.57	1,195.50	1,193.43	1,191.12	1,188.59					
F31	Justice Court Bldg Security	27,933.56	27,149.25	24,171.38	21,074.90	18,274.01	14,515.70	10,916.77	7,584.19	4,002.12	1,179.63		
F32	Courthouse Security	1,219.83	12,630.03	44,053.70	71,743.76	102,026.09	130,994.24	144,526.10	135,480.79	121,098.83	107,026.56	97,568.68	
F34	Distist Clerk Records Mgmt	6,226.24	5,630.28	5,335.50	3,698.05	5,990.38	4,439.59	2,786.99	1,052.78	1,379.12	3,360.24	2,440.00	
F35	County & District Courts Technology	14,796.25	13,523.64	11,667.87	8,337.60	5,132.39	1,816.93						
F36	Occupacy Tax	541,269.51	447,100.78	390,614.91	338,673.95	308,813.75	320,237.64	317,065.36	247,888.90	119,121.10	0.00		
F37	Pretrial Intervention	123,025.71	123,025.71	122,525.71	114,790.71	66,662.71	28,926.64	13,800.00	7,300.00				
F51	Justice Court Technology	105,711.79	102,554.58	90,599.26	78,070.58	74,024.21	58,891.29	45,290.75	33,688.80	21,166.16	9,714.42	4,805.84	
F72	Airport Operating	631,902.64	598,769.47	573,788.08	89,165.48	23,728.30	11,341.82	73,880.94	31,324.65	16,738.96	39,251.50	24,529.76	
F78	LEOSE-Sheriff	2,058.58	2,058.58	0.00	1,126.08	4,026.08	2,976.21	7,014.12	5,446.60	4,467.33	3,818.12	2,074.71	
F79	LEOSE-Constable 1	7,379.00	7,379.00	6,728.73	6,728.73	6,748.73	6,086.06	5,498.36	4,837.67	4,167.79	3,560.06	2,890.67	
F82	LEOSE-Constable 2	6,105.88	6,105.88	5,455.61	5,455.61	5,455.61	5,537.84	5,421.92	4,761.23	4,091.35	3,785.87	3,116.48	
F81	Tax Assessor M V I	106.75	106.75	106.75	106.75	95.92	73.66	73.66	0.00	2,290.79	2,178.41	1,833.73	
F40	Sheriff Equitable Sharing	1,200.60	1,200.17										
	<b>Sub-Totals</b>	<b>1,741,529.67</b>	<b>1,574,226.08</b>	<b>1,476,397.29</b>	<b>917,149.66</b>	<b>797,444.55</b>	<b>809,784.83</b>	<b>849,005.97</b>	<b>720,735.14</b>	<b>522,502.37</b>	<b>356,945.95</b>	<b>320,930.94</b>	
	<b>Special Revenue</b>												



FY2014-2015  
GILLESPIE COUNTY, TEXAS  
STATEMENT OF

Fund Cash/ Investment Balances of All County Funds Managed By County Treasurer

FUND DESCRIPTION ACTIVE FUNDS	FY2015	FY2014	FY2013	FY2012	FY2011	FY2010	FY2009	FY2008	FY2007	FY2006	FY2005
----------------------------------	--------	--------	--------	--------	--------	--------	--------	--------	--------	--------	--------

As of 02.28.2015

As Of Fiscal Year Ending Date

SPECIAL REVENUE ... GRANTS												
F11	Grants ... General - Energy Efficiency	0.00	0.00	0.00	0.00	38.98						
F11	Grants ... Law Enforcement, Emergency Services P25 Compliant Radio	75,248.14	75,248.14	(78,346.14)	0.00							
F54	PML...Loan Star Grant	258.39	258.39	258.39	258.39	258.39	254.04	345.29	522.91	293.50	65.12	28.36
F54	PML...PAC-HUG Grant	211.40	211.40	211.40	211.40	211.40	211.40	211.06	209.40	6,634.72	6,307.45	
F71	Airport Capital Project Grant	15.18	15.18	11,795.25								
	<b>Sub-Totals</b>											
	Special Revenue ... Grants	75,733.11	75,733.11	(66,081.10)	469.79	508.77	465.44	556.35	732.31	6,928.22	6,372.57	28.36

CERTIFICATES OF OBLIGATION BONDS and GENERAL OBLIGATION BONDS Operating Accounts												
F61	GOB Series 2013 ... Jail Project	1,907,123.45	5,249,856.00	13,952,401.46								
	<b>Sub-Totals</b>											
	COB ... GOB Operating	1,907,123.45	5,249,856.00	13,952,401.46	0.00	0.00	0.00	0.00	0.00	0.00	0.00	0.00

CERTIFICATES OF OBLIGATION BONDS and GENERAL OBLIGATION BONDS Interest & Sinking Accounts												
F62	GOB Series 2013 ... Interest & Sinking	360,754.23	186,733.10	33,431.94								
F53	COB Series 2001 / GOB Refunding Series 2013 ... Interest & Sinking	26,167.10	30,914.07	37,851.74	30,199.42	28,061.84	2,624.28	8,069.04	82,110.37	95,558.09	31,073.48	23,260.33
	<b>Sub-Totals</b>											
	COB ... GOB I&S	386,921.33	217,647.17	71,283.68	30,199.42	28,061.84	2,624.28	8,069.04	82,110.37	95,558.09	31,073.48	23,260.33



**FY2014-2015**  
**GILLESPIE COUNTY, TEXAS**  
**STATEMENT OF**  
**Fund Cash/ Investment Balances of All County Funds Managed By County Treasurer**

FUND DESCRIPTION ACTIVE FUNDS	FY2015	FY2014	FY2013	FY2012	FY2011	FY2010	FY2009	FY2008	FY2007	FY2006	FY2005
----------------------------------	--------	--------	--------	--------	--------	--------	--------	--------	--------	--------	--------

As of 02.28.2015

As Of Fiscal Year Ending Date

TRUST and AGENCY												
F22	Criminal Justice	1,516.00	56,439.35	62,059.07	51,843.04	61,241.11	72,063.98	65,435.27	86,647.15	71,204.17	56,514.01	47,492.20
F27	Waste Water	410.00	610.00	500.00	660.00	450.00	630.00	590.00	910.00	300.00	2,500.00	1,090.00
F80	Co Attorney Hot Check	10,852.32	11,142.69	17,676.23	21,388.16	14,191.24	6,555.71	23,288.36	13,177.74	8,791.79	9,641.14	9,240.53
F89	McDermott	142,283.54	144,339.67	145,002.86	144,748.09	155,460.28	157,606.59	157,267.26	155,991.94	150,937.08	143,185.65	138,423.71
F92	Breiten	213,773.95	213,777.98	232,518.32	242,104.78	263,175.02	295,903.52	295,266.14	292,871.78	283,381.35	374,330.42	416,034.73
F85	Justice Peace No 1	51,165.80	36,196.17	38,870.87	32,802.78	31,544.44	42,704.30	27,861.46	32,606.50	31,714.74	31,364.72	20,388.07
F86	Justice Peace No 2	61,616.41	25,655.83	23,579.31	23,495.92	25,400.31	30,650.37	26,998.27	29,161.96	34,657.77	22,634.54	22,782.46
F83	Appellate Judicial	487.31	703.81	1,315.45	1,354.03	1,180.92	1,181.94	1,075.75	1,547.53	1,154.53	1,161.47	819.50
F84	Alternative Dispute	1,397.22	720.00	1,796.86	1,493.98	2,087.71	1,840.22	1,664.85	1,697.66	2,052.55	2,024.68	6,530.00
F90	Unclaimed Monies	54,211.45	55,949.27	50,746.77	48,698.94	47,544.20	47,757.66	46,394.14	43,344.41	36,840.41	5,213.28	4,961.20
F94	County Clerk Operating	88,962.10	43,947.02	33,039.61	38,409.66	32,375.08	41,376.98					
F95	District Clerk Operating	63,983.87	86,979.66	41,113.16	41,651.53	48,532.38	47,975.16					
F99	Light Up The Block	0.00	3.48	3.48	3.48	3.48	3.48	73.05	90.54	47.76	0.00	0.00
<b>Sub-Totals Trust &amp; Agency</b>		<b>690,659.97</b>	<b>676,464.93</b>	<b>648,221.99</b>	<b>648,654.39</b>	<b>683,186.17</b>	<b>746,249.91</b>	<b>645,914.55</b>	<b>658,047.21</b>	<b>621,082.15</b>	<b>648,569.91</b>	<b>667,762.40</b>

<b>TOTALS ALL ACTIVE FUNDS</b>	<b>22,683,610.22</b>	<b>18,465,597.00</b>	<b>25,364,538.77</b>	<b>9,249,883.17</b>	<b>10,060,273.87</b>	<b>11,397,116.79</b>	<b>12,204,323.15</b>	<b>11,606,077.81</b>	<b>10,442,318.02</b>	<b>8,268,251.09</b>	<b>6,569,541.83</b>
	FY2015 As of 02.28.2015	FY2014	FY2013	FY2012	FY2011	FY2010	FY2009	FY2008	FY2007	FY2006	FY2005
								As Of Fiscal Year Ending Date			



**FY2014-2015  
GILLESPIE COUNTY, TEXAS  
STATEMENT OF  
Fund Cash/ Investment Balances of All County Funds Managed By County Treasurer**

FUND DESCRIPTION INACTIVE FUNDS	FY2015	FY2014	FY2013	FY2012	FY2011	FY2010	FY2009	FY2008	FY2007	FY2006	FY2005
------------------------------------	--------	--------	--------	--------	--------	--------	--------	--------	--------	--------	--------

As of 02.28.2015

As Of Fiscal Year Ending Date

INACTIVE FUNDS												
F87	Flora Eckert				0.00	0.00	2,633.35	4,511.42	6,484.28	6,274.17	5,951.99	5,682.06
F49	Homeland Security (2)					0.00	0.00	0.00	0.00	0.00	0.00	0.00
F50	Homeland Security					0.00	0.00	0.00	0.00	0.00	100.00	0.00
F88	Krikorian					0.00	0.00	28,000.00	26,700.71	25,835.51	25,117.93	24,942.10
F38	Intoxication/Drug Court					0.00	0.00	0.00	869.40			
F33	Graffiti Eradication					0.00	0.00	0.00	0.00	0.00	0.00	0.00
F52	COB Series 2001					0.00	0.00	0.00	0.00	0.00	0.00	0.00
F--	County Court Records Archive...							0.00	0.00	0.00	0.00	0.00
F55	TIF Grant											
F56	1997 TCHCA-Fbg											
F74	Airport Economic											
F60	Post Office Certificates											
F26	Historical Commission											
F57	Harper-1996TCDP											
F58	Stonewall Grant #2											
F59	Stonewall Grant #1											
F91	DWI Educational											
F73	Airport Master											
F14	Internal Inventory											
<b>TOTALS ALL INACTIVE FUNDS</b>		0.00	0.00	0.00	0.00	0.00	2,633.35	32,511.42	34,054.39	32,109.68	31,169.92	30,624.16

<b>TOTALS ALL FUNDS</b>	22,683,610.22	18,465,597.00	25,364,538.77	9,249,883.17	10,060,273.87	11,399,750.14	12,236,834.57	11,640,132.20	10,474,427.70	8,299,421.01	6,600,165.99
	FY2015	FY2014	FY2013	FY2012	FY2011	FY2010	FY2009	FY2008	FY2007	FY2006	FY2005
	As of 02.28.2015					As Of Fiscal Year Ending Date					

FY2014-2015  
GILLESPIE COUNTY, TEXAS  
STATEMENT OF  
Maintenance & Operating Accounts

	FY2015 as of 02.28.2015	FY2014	FY2013	FY2012	FY2011	FY2010	FY2009	FY2008	FY2007	FY2006	FY2005	FY2004
	As Of Fiscal Year Ending Date											
GENERAL and ROAD & BRIDGE Maintenance & Operating	Revenues Inclusive Interfund Allocations											
<b>General M&amp;O</b>												
F10 General Fund	10,909,012.70	12,755,375.08	12,660,309.58	10,657,906.95	10,270,640.00	10,012,774.28	10,028,550.21	9,924,012.18	9,490,558.36	8,835,351.86	7,552,137.53	6,694,818.95
General Fund Over/(Under) Prior Period	(1,846,362.38)	95,065.50	2,002,402.63	387,266.95	257,865.72	(15,775.93)	104,538.03	433,453.82	655,206.50	1,283,214.33	857,318.58	
General Fund Cumulative Change for Periods Shown	4,214,193.75	6,060,556.13	5,965,490.63	3,963,088.00	3,575,821.05	3,317,955.33	3,333,731.26	3,229,193.23	2,795,739.41	2,140,532.91	857,318.58	
<b>Road &amp; Bridge M&amp;O</b>												
F15 County Wide	1,937,379.66	2,340,392.13	2,406,186.26	2,332,689.79	2,238,480.99	2,655,743.60	2,455,013.90	2,407,977.22	1,729,457.34	1,503,999.95	1,460,739.18	1,803,469.90
F16 Precinct No 1	166,096.36	562,311.15	535,823.96	495,287.80	435,659.70	744,672.18	777,666.49	466,454.42	389,503.85	464,726.41	353,441.58	363,007.70
F17 Precinct No 2	126,142.97	470,090.32	458,483.76	393,971.07	360,599.55	696,129.62	488,100.77	437,920.95	414,722.93	340,778.11	382,243.78	249,193.16
F18 Precinct No 3	212,035.92	653,606.04	774,237.93	893,200.46	815,249.25	827,083.23	773,976.99	580,570.58	415,908.20	451,128.21	381,907.46	446,687.99
F19 Precinct No 4	<u>153,120.29</u>	<u>444,169.11</u>	<u>503,497.57</u>	<u>395,510.13</u>	<u>490,546.26</u>	<u>554,193.35</u>	<u>558,733.58</u>	<u>486,036.38</u>	<u>388,009.34</u>	<u>303,825.82</u>	<u>350,971.44</u>	<u>248,722.06</u>
Sub-Total R&B	2,594,775.20	4,470,568.75	4,678,229.48	4,510,659.25	4,340,535.75	5,477,821.98	5,053,491.73	4,378,959.55	3,337,601.66	3,064,458.50	2,929,303.44	3,111,080.81
Road & Bridge Over/(Under) Prior Period	(1,875,793.55)	(207,660.73)	167,570.23	170,123.50	(1,137,286.23)	424,330.25	674,532.18	1,041,357.89	273,143.16	135,155.06	(181,777.37)	
Road & Bridge Cumulative Change for Periods Shown	(516,305.61)	1,359,487.94	1,567,148.67	1,399,578.44	1,229,454.94	2,366,741.17	1,942,410.92	1,267,878.74	226,520.85	(46,622.31)	(181,777.37)	
<b>Overall Totals</b>												
General / Road & Bridge M&O	13,503,787.90	17,225,943.83	17,338,539.06	15,168,566.20	14,611,175.75	15,490,596.26	15,082,041.94	14,302,971.73	12,828,160.02	11,899,810.36	10,481,440.97	9,805,899.76
Overall Over/(Under) Prior Period	(3,722,155.93)	(112,595.23)	2,169,972.86	557,390.45	(879,420.51)	408,554.32	779,070.21	1,474,811.71	928,349.66	1,418,369.39	675,541.21	
Overall Cumulative Change for Periods Shown	3,697,888.14	7,420,044.07	7,532,639.30	5,362,666.44	4,805,275.99	5,684,696.50	5,276,142.18	4,497,071.97	3,022,260.26	2,093,910.60	675,541.21	



FY2014-2015  
GILLESPIE COUNTY, TEXAS  
STATEMENT OF  
Maintenance & Operating Accounts

	FY2015 as of 02.28.2015	FY2014	FY2013	FY2012	FY2011	FY2010	FY2009	FY2008	FY2007	FY2006	FY2005	FY2004
	As Of Fiscal Year Ending Date											
<b>GENERAL and ROAD &amp; BRIDGE Maintenance &amp; Operating</b>												
<b>Expenditures Inclusive Interfund Allocations and Adjustments</b>												
<b>General M&amp;O</b>												
F10 General Fund	4,898,642.56	11,257,551.22	11,112,752.15	11,375,074.01	11,229,203.92	11,216,896.27	9,623,582.79	8,938,209.20	8,010,116.74	7,208,872.17	7,187,414.03	6,314,580.06
General Fund Over/(Under) Prior Period	(6,358,908.66)	144,799.07	(262,321.86)	145,870.09	12,307.65	1,593,313.48	665,373.59	928,092.46	801,244.57	21,458.14	872,833.97	
General Fund Cumulative Change for Periods Shown	(1,415,937.50)	4,942,971.16	4,798,172.09	5,060,493.95	4,914,623.86	4,902,316.21	3,309,002.73	2,623,629.14	1,695,536.68	894,292.11	872,833.97	
<b>Road &amp; Bridge M&amp;O</b>												
F15 County Wide	712,161.58	2,247,183.46	2,389,782.54	2,311,616.01	2,221,870.78	2,840,065.86	2,629,455.11	2,084,025.99	1,678,201.23	1,614,751.82	1,644,613.21	1,436,802.68
F16 Precinct No 1	201,200.84	561,604.30	539,715.25	564,375.15	541,345.70	634,914.90	627,052.73	594,982.30	315,556.86	397,515.00	365,672.92	340,012.45
F17 Precinct No 2	112,318.94	482,431.40	454,224.64	425,205.70	507,911.10	484,448.40	500,662.33	414,075.66	329,642.17	355,107.73	325,596.47	313,286.90
F18 Precinct No 3	206,299.31	776,109.44	763,659.68	940,485.03	869,425.61	659,661.93	678,577.71	748,114.64	285,693.00	409,355.72	362,931.51	504,242.39
F19 Precinct No 4	<u>163,191.69</u>	<u>511,709.75</u>	<u>449,499.26</u>	<u>449,472.93</u>	<u>528,338.43</u>	<u>517,393.81</u>	<u>466,386.81</u>	<u>575,358.35</u>	<u>237,992.01</u>	<u>246,478.54</u>	<u>297,748.19</u>	<u>298,140.85</u>
Sub-Total R&B	1,395,172.36	4,579,038.35	4,596,881.37	4,691,154.82	4,668,891.62	5,136,484.90	4,902,134.69	4,416,556.94	2,847,085.27	3,023,208.81	2,996,562.30	2,892,485.27
Road & Bridge Over/(Under) Prior Period	(3,183,865.99)	(17,843.02)	(94,273.45)	22,263.20	(467,593.28)	234,350.21	485,577.75	1,569,471.67	(176,123.54)	26,646.51	104,077.03	
Road & Bridge Cumulative Change for Periods Shown	(1,497,312.91)	1,686,553.08	1,704,396.10	1,798,669.55	1,776,406.35	2,243,999.63	2,009,649.42	1,524,071.67	(45,400.00)	130,723.54	104,077.03	
<b>Overall Totals</b>												
General / Road & Bridge M&O	6,293,814.92	15,836,589.57	15,709,633.52	16,066,228.83	15,898,095.54	16,353,381.17	14,525,717.48	13,354,766.14	10,857,202.01	10,232,080.98	10,183,976.33	9,207,065.33
Overall Over/(Under) Prior Period	(9,542,774.65)	126,956.05	(356,595.31)	168,133.29	(455,285.63)	1,827,663.69	1,170,951.34	2,497,564.13	625,121.03	48,104.65	976,911.00	
Overall Cumulative Change for Periods Shown	(2,913,250.41)	6,629,524.24	6,502,568.19	6,859,163.50	6,691,030.21	7,146,315.84	5,318,652.15	4,147,700.81	1,650,136.68	1,025,015.65	976,911.00	

FY2014-2015  
GILLESPIE COUNTY, TEXAS  
STATEMENT OF  
Maintenance & Operating Accounts

	FY2015	FY2014	FY2013	FY2012	FY2011	FY2010	FY2009	FY2008	FY2007	FY2006	FY2005	FY2004
	as of 02.28.2015	As Of Fiscal Year Ending Date										
<b>GENERAL and ROAD &amp; BRIDGE Maintenance &amp; Operating</b>	<b>Net Change for Periods Shown Revenues Less Expenditures Inclusive Interfund Allocations and Adjustments</b>											
<b>General M&amp;O</b>												
F10 General Fund	6,010,370.14	1,497,823.86	1,547,557.43	(717,167.06)	(958,563.92)	(1,204,121.99)	404,967.42	985,802.98	1,480,441.62	1,626,479.69	364,723.50	380,238.89
General Fund Over/(Under) Prior Period	4,512,546.28	(49,733.57)	2,264,724.49	241,396.86	245,558.07	(1,609,089.41)	(580,835.56)	(494,638.64)	(146,038.07)	1,261,756.19	(15,515.39)	
General Fund Cumulative Change for Periods Shown	5,630,131.25	1,117,584.97	1,167,318.54	(1,097,405.95)	(1,338,802.81)	(1,584,360.88)	24,728.53	605,564.09	1,100,202.73	1,246,240.80	(15,515.39)	
<b>Road &amp; Bridge M&amp;O</b>												
F15 County Wide	1,225,218.08	93,208.67	16,403.72	21,073.78	16,610.21	(184,322.26)	(174,441.21)	323,951.23	51,256.11	(110,751.87)	(183,874.03)	366,667.22
F16 Precinct No 1	(35,104.48)	706.85	(3,891.29)	(69,087.35)	(105,686.00)	109,757.28	150,613.76	(128,527.88)	73,946.99	67,211.41	(12,231.34)	22,995.25
F17 Precinct No 2	13,824.03	(12,341.08)	4,259.12	(31,234.63)	(147,311.55)	211,681.22	(12,561.56)	23,845.29	85,080.76	(14,329.62)	56,647.31	(64,093.74)
F18 Precinct No 3	5,736.61	(122,503.40)	10,578.25	(47,284.57)	(54,176.36)	167,421.30	95,399.28	(167,544.06)	130,215.20	41,772.49	18,975.95	(57,554.40)
F19 Precinct No 4	(10,071.40)	(67,540.64)	53,998.31	(53,962.80)	(37,792.17)	36,799.54	92,346.77	(89,321.97)	150,017.33	57,347.28	53,223.25	(49,418.79)
Sub-Total R&B	1,199,602.84	(108,469.60)	81,348.11	(180,495.57)	(328,355.87)	341,337.08	151,357.04	(37,597.39)	490,516.39	41,249.69	(67,258.86)	218,595.54
Road & Bridge Over/(Under) Prior Period	1,308,072.44	(189,817.71)	261,843.68	147,860.30	(669,692.95)	189,980.04	188,954.43	(528,113.78)	449,266.70	108,508.55	(285,854.40)	
Road & Bridge Cumulative Change for Periods Shown	981,007.30	(327,065.14)	(137,247.43)	(399,091.11)	(546,951.41)	122,741.54	(67,238.50)	(256,192.93)	271,920.85	(177,345.85)	(285,854.40)	
<b>Overall Totals</b>												
<b>General / Road &amp; Bridge M&amp;O</b>	7,209,972.98	1,389,354.26	1,628,905.54	(897,662.63)	(1,286,919.79)	(862,784.91)	556,324.46	948,205.59	1,970,958.01	1,667,729.38	297,464.64	598,834.43
Overall Over/(Under) Prior Period	5,820,618.72	(239,551.28)	2,526,568.17	389,257.16	(424,134.88)	(1,419,109.37)	(391,881.13)	(1,022,752.42)	303,228.63	1,370,264.74	(301,369.79)	
Overall Cumulative Change for Periods Shown	6,611,138.55	790,519.83	1,030,071.11	(1,496,497.06)	(1,885,754.22)	(1,461,619.34)	(42,509.97)	349,371.16	1,372,123.58	1,068,894.95	(301,369.79)	



FY2014-2015  
GILLESPIE COUNTY, TEXAS  
STATEMENT OF  
Maintenance & Operating Accounts

	FY2015 as of 02.28.2015	FY2014	FY2013	FY2012	FY2011	FY2010	FY2009	FY2008	FY2007	FY2006	FY2005	FY2004
	As Of Fiscal Year Ending Date											
<b>GENERAL and ROAD &amp; BRIDGE Maintenance &amp; Operating</b>												
<b>Cash Balances</b>												
<b>General M&amp;O</b>												
F10 General Fund	15,438,161.87	9,427,791.73	7,929,967.87	6,382,410.44	7,099,577.50	8,058,141.42	9,262,263.41	8,857,295.99	7,871,493.01	6,391,051.39	4,764,571.70	4,399,848.20
General Fund Over/(Under) Prior Period	<b>6,010,370.14</b>	1,497,823.86	1,547,557.43	(717,167.06)	(958,563.92)	(1,204,121.99)	404,967.42	985,802.98	1,480,441.62	1,626,479.69	364,723.50	
General Fund Cumulative Change for Periods Shown	<b>11,038,313.67</b>	5,027,943.53	3,530,119.67	1,982,562.24	2,699,729.30	3,658,293.22	4,862,415.21	4,457,447.79	3,471,644.81	1,991,203.19	364,723.50	
<b>Road &amp; Bridge M&amp;O</b>												
F15 County Wide	1,603,838.09	378,620.01	285,411.34	269,007.62	247,933.84	231,323.63	415,645.89	590,087.10	266,135.87	214,879.76	325,631.63	509,505.66
F16 Precinct No 1	206,887.74	241,992.22	241,285.37	245,176.66	314,264.01	419,950.01	310,192.73	159,578.97	288,106.85	214,159.86	146,948.45	159,179.79
F17 Precinct No 2	264,532.72	250,708.69	263,049.77	258,790.65	290,025.28	437,336.83	225,655.61	238,217.17	214,371.88	129,291.12	143,620.74	86,973.43
F18 Precinct No 3	149,325.03	143,588.42	266,091.82	255,513.57	302,798.14	356,974.50	189,553.20	94,153.92	261,697.98	131,482.78	89,710.29	70,734.34
F19 Precinct No 4	<u>218,897.24</u>	<u>228,968.64</u>	<u>296,509.28</u>	<u>242,510.97</u>	<u>296,473.77</u>	<u>334,265.94</u>	<u>297,466.40</u>	<u>205,119.63</u>	<u>294,441.60</u>	<u>144,424.27</u>	<u>87,076.99</u>	<u>33,853.74</u>
Sub-Total R&B	2,443,480.82	1,243,877.98	1,352,347.58	1,270,999.47	1,451,495.04	1,779,850.91	1,438,513.83	1,287,156.79	1,324,754.18	834,237.79	792,988.10	860,246.96
Road & Bridge Over/(Under) Prior Period	<b>1,199,602.84</b>	(108,469.60)	81,348.11	(180,495.57)	(328,355.87)	341,337.08	151,357.04	(37,597.39)	490,516.39	41,249.69	(67,258.86)	
Road & Bridge Cumulative Change for Periods Shown	<b>1,583,233.86</b>	383,631.02	492,100.62	410,752.51	591,248.08	919,603.95	578,266.87	426,909.83	464,507.22	(26,009.17)	(67,258.86)	
<b>Overall Totals</b>												
General / Road & Bridge M&O	17,881,642.69	10,671,669.71	9,282,315.45	7,653,409.91	8,551,072.54	9,837,992.33	10,700,777.24	10,144,452.78	9,196,247.19	7,225,289.18	5,557,559.80	5,260,095.16
Overall Over/(Under) Prior Period	<b>7,209,972.98</b>	1,389,354.26	1,628,905.54	(897,662.63)	(1,286,919.79)	(862,784.91)	556,324.46	948,205.59	1,970,958.01	1,667,729.38	297,464.64	
Overall Cumulative Change for Periods Shown	<b>12,621,547.53</b>	5,411,574.55	4,022,220.29	2,393,314.75	3,290,977.38	4,577,897.17	5,440,682.08	4,884,357.62	3,936,152.03	1,965,194.02	297,464.64	

**FY2014-2015  
GILLESPIE COUNTY, TEXAS  
STATEMENT OF  
Fund Cash/Investment Balances of County Funds  
Managed by County Treasurer**

Reporting Period for Maintenance & Operating, COB/GOB Operating & I&S, Special Revenue, Special Revenue..Grants, Trust and Agency	FY2015	FY2014	FY2013	FY2012	FY2011	FY2010	FY2009	FY2008	FY2007	FY2006	FY2005	FY2004	FY2003	FY2002	FY2001
October	17,978,164.94	25,230,555.83	8,816,582.93	9,537,288.92	10,782,786.00	11,614,108.61	10,952,885.50	9,958,440.67	7,952,494.30	6,412,175.43	5,710,864.59	5,339,657.00	5,562,776.43	5,033,726.92	4,347,101.24
November	17,265,750.38	24,953,535.22	8,890,316.88	9,228,798.73	10,570,060.92	11,537,538.96	10,498,889.31	10,152,409.10	8,025,261.13	6,492,254.19	5,815,771.82	5,220,602.83	5,513,508.58	4,915,333.89	4,073,098.62
December	18,099,680.09	26,637,026.05	11,373,696.92	10,169,466.12	11,532,479.69	12,910,952.83	11,682,933.59	10,684,794.29	8,972,555.93	7,597,535.16	6,569,101.79	5,773,095.57	6,725,293.46	5,464,922.96	4,553,826.12
January	21,177,485.65	28,516,107.73	13,685,971.08	13,393,446.13	14,318,444.26	15,498,047.87	14,366,261.90	13,481,253.20	11,165,036.24	9,488,659.54	8,523,475.25	7,456,134.19	7,390,382.57	6,921,671.85	5,917,064.54
February	22,683,610.22	29,162,422.51	14,892,438.88	14,337,413.69	15,203,602.68	15,956,038.21	15,735,998.80	14,555,820.37	12,335,852.17	10,433,012.87	9,341,225.17	8,739,837.04	8,067,857.08	7,169,069.03	6,421,291.43
March		28,011,622.33	14,353,262.89	13,961,224.66	14,605,425.43	15,787,975.99	15,568,191.69	14,421,603.69	12,279,235.33	10,316,847.09	9,342,261.49	8,166,505.99	7,877,519.02	6,846,516.10	6,255,513.63
April		26,965,965.28	14,036,410.76	13,204,240.38	14,182,107.24	14,911,731.87	15,332,630.30	14,171,385.04	12,168,084.51	10,225,221.29	9,153,636.99	7,706,537.20	7,632,850.74	6,879,522.09	6,165,584.41
May		25,202,625.86	13,381,534.31	12,853,474.81	13,180,018.23	14,443,624.89	14,826,308.29	13,675,832.00	11,856,634.81	10,019,168.98	9,181,379.67	7,645,857.66	7,396,585.22	6,758,604.54	5,872,305.69
June		23,610,769.72	27,806,922.21	11,927,636.15	12,450,284.14	13,583,948.59	14,202,648.08	13,175,542.95	11,508,032.29	9,433,093.74	8,832,285.06	7,186,622.71	7,107,557.40	6,426,986.33	5,398,788.82
July		21,673,344.14	26,973,808.70	11,234,719.43	11,652,419.87	13,105,834.49	13,620,954.46	12,336,729.42	11,412,064.22	9,030,022.51	8,376,255.12	6,807,050.38	6,620,898.14	6,217,837.20	4,751,943.98
August		19,928,413.83	25,790,313.41	10,192,089.49	11,033,361.48	12,483,092.82	12,578,256.55	11,932,892.72	10,883,175.64	8,667,571.59	7,898,769.17	6,509,004.74	5,964,701.17	5,922,921.90	4,309,221.50
September		18,465,597.00	25,364,538.77	9,249,883.17	10,060,273.87	11,399,750.14	12,236,834.57	11,640,132.20	10,474,427.70	8,299,421.01	6,600,165.99	5,886,940.47	5,731,396.90	5,654,746.62	4,084,176.41
			<small>GOB Series 2013 Jail Construction Project, bond funding accounted for sudden increase in balance LL</small>												
<b>FY Monthly Average</b>	<b>19,440,938.26</b>	24,863,165.46	17,113,816.48	11,607,473.47	12,464,271.98	13,602,720.44	13,466,899.42	12,515,569.64	10,752,737.86	8,867,915.28	7,945,432.68	6,869,820.48	6,799,277.23	6,184,321.62	5,179,159.70
<b>Current Reported Month and Fiscal Year To Date</b>															
<b>Over / (Under)</b>															
<b>Same Month Prior Year</b>	<b>(6,478,812.29)</b>														
<b>Prior Fiscal Year End</b>	<b>4,218,013.22</b>	(6,898,941.77)	16,114,655.60	(810,390.70)	(1,339,476.27)	(837,084.43)	596,702.37	1,165,704.50	2,175,006.69	1,699,255.02	713,225.52	155,543.57	76,650.28	1,570,570.21	(491,056.48)



**FY2014-2015  
GILLESPIE COUNTY, TEXAS  
STATEMENT OF  
Fund Cash/Investment Balances of County Funds  
Managed by County Treasurer**

FY2000	FY1999	FY1998	FY1997	FY1996	FY1995	FY1994	FY1993	FY1992	FY1991	F1990	FY1989	FY1988	FY1987	FY1986	FY1985	Monthly Average All Years	Reporting Period for Maintenance & Operating, COB/GOB Operating & I&S, Special Revenue, Special Revenue..Grants, Trust and Agency
4,138,349.94	2,869,048.51	2,322,043.99	1,853,442.32	1,554,442.37	1,968,633.68	1,677,992.97	1,738,021.70	1,766,907.01	1,656,979.55	1,479,994.82	1,489,873.32	773,740.58	785,053.51	551,992.07	792,093.37	5,569,297.39	October
3,944,234.24	2,806,697.13	2,287,658.80	1,738,403.49	1,588,939.20	2,054,228.71	1,872,272.98	1,664,926.42	1,867,311.17	1,738,597.34	1,603,024.84	1,422,802.33	793,137.76	666,242.80	494,761.58	623,030.66	5,494,174.19	November
4,285,123.56	3,467,225.42	2,370,460.19	2,015,412.36	1,553,702.23	2,102,455.14	2,004,156.61	1,927,643.72	2,009,086.57	2,071,100.64	1,749,440.24	1,522,220.64	794,004.97	638,401.65	515,396.75	592,516.53	6,076,313.15	December
5,211,901.34	4,747,606.42	3,294,281.32	2,843,260.54	2,472,762.49	2,546,555.58	2,422,956.29	2,234,617.11	2,447,087.69	2,241,349.45	2,187,618.39	1,886,694.05	1,176,726.03	895,393.31	987,264.23	911,641.21	7,413,134.11	January
5,911,367.71	5,322,878.29	3,993,869.93	3,407,005.87	2,960,651.56	2,960,114.57	2,786,604.82	2,577,390.38	2,873,613.36	2,643,751.97	2,515,707.05	2,279,290.31	1,697,770.08	1,530,430.47	1,707,926.04	1,288,936.99	8,112,670.95	February
5,804,576.79	5,276,473.40	3,867,713.74	3,383,796.71	2,916,434.18	2,701,020.25	2,817,055.25	2,446,335.40	2,811,958.62	2,589,532.80	2,424,636.02	2,300,423.71	1,879,466.93	1,572,385.72	1,654,964.77	1,261,996.19	7,450,082.53	March
5,611,303.40	5,147,026.03	3,856,248.10	3,370,510.51	2,844,956.24	2,603,667.16	2,814,731.50	2,446,965.20	2,846,044.26	2,647,946.48	2,446,382.46	2,354,485.13	1,884,438.19	1,647,314.57	1,771,308.72	1,360,124.93	7,279,645.37	April
5,597,496.54	5,145,729.29	3,729,564.69	3,275,787.89	2,651,158.09	2,420,785.62	2,795,038.54	2,614,500.86	2,664,830.17	2,595,986.23	2,402,307.66	2,282,817.61	1,897,795.66	1,472,593.18	1,691,409.95	1,210,356.42	7,024,737.11	May
5,229,130.33	4,896,201.25	3,531,314.01	2,987,283.92	2,535,222.99	2,084,641.35	2,586,555.11	2,371,095.71	2,474,786.80	2,436,392.72	2,319,796.07	2,217,931.41	1,815,598.58	1,439,656.15	1,651,635.17	1,129,347.73	7,145,256.92	June
5,019,100.05	4,695,468.93	3,445,413.11	2,962,321.73	2,375,375.37	2,030,459.33	2,324,665.35	2,086,490.66	2,166,748.69	2,373,369.73	2,247,875.53	2,067,556.08	1,770,363.23	1,314,952.63	1,548,746.47	998,709.28	6,774,716.61	July
4,875,181.07	4,508,722.39	3,369,985.56	2,786,747.61	2,218,481.28	1,819,617.83	2,263,605.13	2,029,973.96	2,078,961.54	2,158,156.49	1,995,691.66	1,950,450.56	1,733,930.99	1,181,205.11	1,466,150.68	824,648.71	6,378,509.89	August
4,575,232.89	4,394,094.37	3,208,449.92	2,590,681.06	2,098,133.77	1,584,937.70	2,069,733.13	1,872,419.95	1,917,213.24	2,014,947.50	1,766,243.49	1,643,269.78	1,541,576.26	770,951.77	839,823.87	671,522.07	5,956,917.19	September
5,016,916.49	4,439,764.29	3,273,083.61	2,767,887.83	2,314,188.31	2,239,759.74	2,369,613.97	2,167,531.76	2,327,045.76	2,264,009.24	2,094,893.19	1,951,484.58	1,479,879.11	1,159,548.41	1,240,115.03	972,077.01		
181,138.52	1,185,644.45	617,768.86	492,547.29	513,196.07	(484,795.43)	197,313.18	(44,793.29)	(97,734.26)	248,704.01	122,973.71	101,693.52	770,624.49	(68,872.10)	168,301.80			

NOTE: Rollback election held April 05, 1986 ... rollback passed

GILLESPIE COUNTY, TEXAS  
REPAYMENT OF ERRONEOUS RECEIPT OF SALES AND USE TAX

January 1997 Through October 2016

	Year 1	Year 2	Year 3	Year 4	Year 5	Year 6	Year 7	Year 8	Year 9	Year 10	Year 11	Year 12	Year 13	Year 14	Year 15	Year 16	Year 17	Year 18	Year 19	Year 20
	1997	1998	1999	2000	2001	2002	2003	2004	2005	2006	2007	2008	2009	2010	2011	2012	2013	2014	2015	2016
<b>Actual Balance At Year Start</b>	<b>201,276.54</b>	<b>190,633.06</b>	<b>180,089.58</b>	<b>169,495.10</b>	<b>158,902.62</b>	<b>148,309.14</b>	<b>137,715.66</b>	<b>127,122.18</b>	<b>116,528.70</b>	<b>105,935.22</b>	<b>95,341.74</b>	<b>84,748.26</b>	<b>74,154.78</b>	<b>63,561.30</b>	<b>52,967.82</b>	<b>42,374.34</b>	<b>31,780.86</b>	<b>21,187.38</b>	<b>10,593.90</b>	<b>0.00</b>
January	2,648.37	2,648.37	2,648.37	2,648.37	2,648.37	2,648.37	2,648.37	2,648.37	2,648.37	2,648.37	2,648.37	2,648.37	2,648.37	2,648.37	2,648.37	2,648.37	2,648.37	2,648.37	2,648.37	2,648.37
April	2,648.37	2,648.37	2,648.37	2,648.37	2,648.37	2,648.37	2,648.37	2,648.37	2,648.37	2,648.37	2,648.37	2,648.37	2,648.37	2,648.37	2,648.37	2,648.37	2,648.37	2,648.37	2,648.37	2,648.37
July	2,648.37	2,648.37	2,648.37	2,648.37	2,648.37	2,648.37	2,648.37	2,648.37	2,648.37	2,648.37	2,648.37	2,648.37	2,648.37	2,648.37	2,648.37	2,648.37	2,648.37	2,648.37	2,648.37	2,648.37
October	2,648.37	2,648.37	2,648.37	2,648.37	2,648.37	2,648.37	2,648.37	2,648.37	2,648.37	2,648.37	2,648.37	2,648.37	2,648.37	2,648.37	2,648.37	2,648.37	2,648.37	2,648.37	2,648.37	2,648.37
<b>Total Remitted To Date</b>	<b>10,593.90</b>	<b>21,187.38</b>	<b>31,780.86</b>	<b>42,374.34</b>	<b>52,967.82</b>	<b>63,561.30</b>	<b>74,154.78</b>	<b>84,748.26</b>	<b>95,341.74</b>	<b>105,935.22</b>	<b>116,528.70</b>	<b>127,122.18</b>	<b>137,715.66</b>	<b>148,309.14</b>	<b>158,902.62</b>	<b>169,495.10</b>	<b>180,089.58</b>	<b>190,633.06</b>	<b>201,276.54</b>	<b>193,331.01</b>
<b>Actual Balance To Date</b>	<b>201,276.54</b>	<b>190,633.06</b>	<b>180,089.58</b>	<b>169,495.10</b>	<b>158,902.62</b>	<b>148,309.14</b>	<b>137,715.66</b>	<b>127,122.18</b>	<b>116,528.70</b>	<b>105,935.22</b>	<b>95,341.74</b>	<b>84,748.26</b>	<b>74,154.78</b>	<b>63,561.30</b>	<b>52,967.82</b>	<b>42,374.34</b>	<b>31,780.86</b>	<b>21,187.38</b>	<b>10,593.90</b>	<b>0.00</b>
<b>Projected Balance At Year End</b>	<b>201,276.54</b>	<b>190,633.06</b>	<b>180,089.58</b>	<b>169,495.10</b>	<b>158,902.62</b>	<b>148,309.14</b>	<b>137,715.66</b>	<b>127,122.18</b>	<b>116,528.70</b>	<b>105,935.22</b>	<b>95,341.74</b>	<b>84,748.26</b>	<b>74,154.78</b>	<b>63,561.30</b>	<b>52,967.82</b>	<b>42,374.34</b>	<b>31,780.86</b>	<b>21,187.38</b>	<b>10,593.90</b>	<b>0.00</b>

Gillespie County proposal of repayment (as outlined in letter of October 18, 1996) as accepted by State Comptroller ...  
Gillespie County will make 80 quarterly payments (due first of each month: January, April, July, and October)  
for 20 years beginning January 01, 1997.  
79 quarterly payments of \$2,648.37 each beginning on January 01, 1997 through July 01, 2016 and  
a final payment of \$2,648.79 on October 01, 2016 for a total of \$211,870.02.



Gillespie County, Texas

Hotel Occupancy Tax ... Quarterly Recaps  
As of February 28, 2015

HOT Collection/Remittance Period	Collections		Disbursements		Cash Balance
	HOT P&I Int		Convention & Visitors Bureau	Organizations etc	
2nd Quarter 2015					541,269.51
1st Quarter 2015	117,671.33				541,269.51
4th Quarter 2014	104,239.90		127,742.50		423,598.18
3rd Quarter 2014	120,711.31				447,100.78
Sub-Total	214,880.04	342,622.54	127,742.50	0.00	
2nd Quarter 2014	95,362.58		111,163.00	120,000.00	326,389.47
1st Quarter 2014	92,050.01				462,189.89
4th Quarter 2013	90,687.97		111,163.00		370,139.88
3rd Quarter 2013	82,776.94				390,614.91
Sub-Total	18,551.50	360,877.50	222,326.00	120,000.00	
2nd Quarter 2013	82,927.36		96,357.50	80,000.00	307,837.97
1st Quarter 2013	102,188.41				401,268.11
4th Quarter 2012	56,763.25		96,357.50		299,079.70
3rd Quarter 2012	69,377.43				338,673.95
Sub-Total	38,541.45	311,256.45	192,715.00	80,000.00	
2nd Quarter 2012	76,505.61		84,193.50	11,000.00	269,296.52
1st Quarter 2012	67,043.98			69,000.00	287,984.41
4th Quarter 2011	63,485.70		84,193.50		289,940.43
3rd Quarter 2011	62,766.18				310,648.23
Sub-Total	21,414.47	269,801.47	168,387.00	80,000.00	
2nd Quarter 2011	60,050.07		80,530.57		247,882.05
1st Quarter 2011	61,473.10			80,000.00	268,362.55
4th Quarter 2010	47,182.38		80,530.57		286,889.45
3rd Quarter 2010	67,036.85				320,237.64
Sub-Total	(5,318.74)	235,742.40	161,061.14	80,000.00	
2nd Quarter 2010	47,363.32		82,089.00	61,500.00	253,200.79
1st Quarter 2010	67,910.43				349,426.47
4th Quarter 2009	46,539.68		82,089.00		281,516.04
3rd Quarter 2009	63,672.15				317,065.36
Sub-Total	(192.42)	225,485.58	164,178.00	61,500.00	
2nd Quarter 2009	55,182.22				253,393.21
1st Quarter 2009	68,196.40		80,854.20		198,210.99
4th Quarter 2008	43,834.09		80,854.20		210,868.79
3rd Quarter 2008	75,474.18			15,000.00	247,888.90
Sub-Total	65,978.49	242,686.89	161,708.40	15,000.00	
2nd Quarter 2008	52,205.02		100,000.00		187,414.72
1st Quarter 2008	62,603.17				235,209.70
4th Quarter 2007	53,485.43				172,606.53
3rd Quarter 2007	61,352.43				119,121.10
Sub-Total	129,646.05	229,646.05	100,000.00	0.00	
2nd Quarter 2007	57,271.57				57,768.67
1st Quarter 2007	497.10		0.00	0.00	497.10
Sub-Total	57,768.67	57,768.67	0.00	0.00	
			1,298,118.04	436,500.00	
<b>Revenues \$ 2,275,887.55</b>					
<b>Totals All Years</b>					<b>Net Cash Effect \$ 541,269.51</b>
<b>Expenditures \$ 1,734,618.04</b>					

### GILLESPIE COUNTY, TEXAS

GOB Series 2010 Refunding Bonds ... December.2010  
Post COB Series 2001 ... September.2001

Bond Redemptions & Interest Payment Schedule  
February,2011 through February,2021

	Year 1 2011	Year 2 2012	Year 3 2013	Year 4 2014	Year 5 2015	Year 6 2016	Year 7 2017	Year 8 2018	Year 9 2019	Year 10 2020	Year 11 2021
Actual Balance At Year Start	1,839,134.46	1,779,647.50	1,603,672.50	1,429,447.50	1,247,370.00						
February bonds interest	35,000.00 6,079.46	140,000.00 18,407.50	140,000.00 17,567.50	150,000.00 16,657.50	150,000.00 15,420.00						
August bonds interest	0.00 18,407.50	0.00 17,567.50	0.00 16,657.50	0.00 15,420.00							
Total Remitted To Date	59,486.96	235,461.96	409,686.96	591,764.46	757,184.46	757,184.46	757,184.46	757,184.46	757,184.46	757,184.46	757,184.46
Actual Balance To Date	1,779,647.50	1,603,672.50	1,429,447.50	1,247,370.00	1,081,950.00						
Projected Pymnt Per Year	59,486.96	175,975.00	174,225.00	182,077.50	179,377.50	176,265.00	177,677.50	178,540.00	178,865.00	178,670.00	177,975.00
Projected Balance At Year End	1,779,647.50	1,603,672.50	1,429,447.50	1,247,370.00	1,067,992.50	891,727.50	714,050.00	535,510.00	356,645.00	177,975.00	0.00

<b>\$1,988,356.26</b> COB Series 2001 Debt Service on Refunded Bonds	<b>\$1,590,000.00</b> Principal	<b>\$1,590,000.00</b> Series 2010 Sources of Funds...Proceeds of Bonds
<b>\$1,839,134.46</b> GOB Series 2010 Refunded Bonds	<b>\$249,134.46</b> interest	<b>\$38,745.50</b> Cost of Issuance
<b>\$149,221.80</b> Net savings	<b>\$1,839,134.46</b> GOB Series 2010, Refunding Bonds	<b>\$1,551,253.50</b> Deposit to Escrow

Original Certificates of Obligation Bonds Series 2001 payments started February,2002  
Series 2010 Refunding ... Interest and Bond Redemptions due February of each year starting February of 2011  
Series 2010 Refunding ... Interest only due August of each year starting August of 2011



GILLESPIE COUNTY, TEXAS

GOB Series 2013 ... Jail Project

Bond Redemptions Interest Payment Schedule  
February.2014 through February.2033

Schedule Bond Redemption & Interest Payment	Initial Receipt of Bonds June.2013	Year 1 2014	Year 2 2015	Year 3 2016	Year 4 2017	Year 5 2018	Year 6 2019	Year 7 2020	Year 8 2021	Year 9 2022	Year 10 2023	Year 11 2024
<b>Projected Balances At Year Start</b>	20,429,713.00	20,429,713.00	19,408,475.00	18,387,525.00	17,367,275.00	16,347,925.00	15,324,725.00	14,300,875.00	13,279,650.00	12,256,300.00	11,234,800.00	10,214,600.00
February bonds	0.00	395,000.00	530,000.00	540,000.00	550,000.00	565,000.00	580,000.00	595,000.00	620,000.00	645,000.00	670,000.00	700,000.00
February interest	0.00	378,113.00	248,125.00	242,825.00	237,425.00	231,925.00	226,275.00	217,575.00	208,650.00	194,700.00	181,800.00	168,400.00
August bonds	0.00	0.00	0.00	0.00	0.00	0.00	0.00	0.00	0.00	0.00	0.00	0.00
August interest	0.00	248,125.00	242,825.00	237,425.00	231,925.00	226,275.00	217,575.00	208,650.00	194,700.00	181,800.00	168,400.00	154,400.00
<b>Projected Total Remittance</b>	0.00	1,021,238.00	2,042,188.00	3,062,438.00	4,081,788.00	5,104,988.00	6,128,838.00	7,150,063.00	8,173,413.00	9,194,913.00	10,215,113.00	11,237,913.00
<b>Project Balances At Year End</b>	20,429,713.00	19,408,475.00	18,387,525.00	17,367,275.00	16,347,925.00	15,324,725.00	14,300,875.00	13,279,650.00	12,256,300.00	11,234,800.00	10,214,600.00	9,191,800.00
Bonds Issued June 2014												
Principal and Interest payments due February of each year starting February of 2014												
Interest only payments due August of each year starting August of 2014												

Outstanding Tax Secured Debt	Initial Receipt of Bonds June.2013	Year 1 2014	Year 2 2015	Year 3 2016	Year 4 2017	Year 5 2018	Year 6 2019	Year 7 2020	Year 8 2021	Year 9 2022	Year 10 2023	Year 11 2024
<b>Balances At Year Start</b>	20,429,713.00	20,429,713.00	19,408,475.50									
February bonds	0.00	395,000.00	530,000.00									
February interest	0.00	378,112.50	248,125.00									
August bonds	0.00	0.00										
August interest	0.00	248,325.00										
			(200.00)									
<b>Total Annual Remittances</b>	0.00	1,021,237.50	778,125.00									
<b>Total Remittances To Date</b>	0.00	1,021,237.50	1,799,362.50									

GILLESPIE COUNTY, TEXAS

GOB Series 2013 ... Jail Project

Bond Redemptions Interest Payment Schedule  
February, 2014 through February, 2033

Schedule Bond Redemption & Interest Payment	Year 12 2025	Year 13 2026	Year 14 2027	Year 15 2028	Year 16 2029	Year 17 2030	Year 18 2031	Year 19 2032	Year 20 2033
Projected Balances At Year Start	9,191,800.00	8,172,500.00	7,152,800.00	6,129,000.00	5,107,400.00	4,084,300.00	3,061,100.00	2,039,200.00	1,020,000.00
February bonds	725,000.00	755,000.00	790,000.00	820,000.00	855,000.00	890,000.00	925,000.00	960,000.00	1,000,000.00
February interest	154,400.00	139,900.00	124,800.00	109,000.00	92,600.00	75,500.00	57,700.00	39,200.00	20,000.00
August bonds	0.00	0.00	0.00	0.00	0.00	0.00	0.00	0.00	0.00
August interest	139,900.00	124,800.00	109,000.00	92,600.00	75,500.00	57,700.00	39,200.00	20,000.00	0.00
Projected Total Remittance	12,257,213.00	13,276,913.00	14,300,713.00	15,322,313.00	16,345,413.00	17,368,613.00	18,390,513.00	19,409,713.00	20,428,713.00
Project Balances At Year End	8,172,500.00	7,152,800.00	6,129,000.00	5,107,400.00	4,084,300.00	3,061,100.00	2,039,200.00	1,020,000.00	0.00

Outstanding Tax Secured Debt	Year 12 2025	Year 13 2026	Year 14 2027	Year 15 2028	Year 16 2029	Year 17 2030	Year 18 2031	Year 19 2032	Year 20 2033
Balances At Year Start									
February bonds									
February interest									
August bonds									
August interest									
Total Annual Remittances									
Total Remittances To Date									



**GILLESPIE COUNTY, TEXAS**  
Capital Assets Lease/Purchase ... Contract 6451, September.2013  
Road & Bridge Departments

**PROJECTED Payments**

PROJECTED Payments	FY2014			FY2015			FY2016			FY2017			FY2018			FY2019		
	Total Payment	Principal	Interest	Total Payment	Principal	Interest	Total Payment	Principal	Interest	Total Payment	Principal	Interest	Total Payment	Principal	Interest	Total Payment	Principal	Interest
<b>Balance At Year Start</b>	313,262.40			261,052.00			198,399.52			135,747.04			73,094.56			10,442.08		
October	payment			5,221.04			5,221.04			5,221.04			5,221.04			5,221.04		
	principal/interest				4,448.50	772.54		4,622.79	598.25		4,803.90	417.14		4,992.12	28.92		5,187.70	33.34
November	payment			5,221.04			5,221.04			5,221.04			5,221.04			5,221.04		
	principal/interest				4,462.77	758.27		4,637.62	583.42		4,819.31	401.73		5,008.13	212.91		5,204.37	16.67
December	payment	5,221.04		5,221.04			5,221.04			5,221.04			5,221.04					
	principal/interest		3,882.97	1,338.07			4,477.08	743.96		4,652.49	568.55		4,834.77	386.27		5,024.20	196.84	
January	payment	5,221.04		5,221.04			5,221.04			5,221.04			5,221.04					
	principal/interest		4,322.11	898.93			4,491.44	729.60		4,667.42	553.62		4,850.28	370.76		5,040.31	180.73	
February	payment	5,221.04		5,221.04			5,221.04			5,221.04			5,221.04					
	principal/interest		4,335.97	885.07			4,505.85	715.19		4,682.39	538.65		4,865.84	355.20		5,056.48	164.56	
March	payment	5,221.04		5,221.04			5,221.04			5,221.04			5,221.04					
	principal/interest		4,349.88	871.16			4,520.30	700.74		4,697.41	523.63		4,881.45	339.59		5,072.70	148.34	
April	payment	5,221.04		5,221.04			5,221.04			5,221.04			5,221.04					
	principal/interest		4,363.83	857.21			4,534.80	686.24		4,712.48	508.56		4,897.11	323.93		5,088.97	132.07	
May	payment	5,221.04		5,221.04			5,221.04			5,221.04			5,221.04					
	principal/interest		4,377.83	843.21			4,549.35	671.69		4,727.59	493.45		4,912.82	308.22		5,105.30	115.74	
June	payment	5,221.04		5,221.04			5,221.04			5,221.04			5,221.04					
	principal/interest		4,391.87	829.17			4,563.94	657.10		4,742.76	478.28		4,928.57	292.47		5,121.67	99.37	
July	payment	5,221.04		5,221.04			5,221.04			5,221.04			5,221.04					
	principal/interest		4,405.96	815.08			4,578.58	642.46		4,757.97	463.07		4,944.38	276.66		5,138.10	82.94	
August	payment	5,221.04		5,221.04			5,221.04			5,221.04			5,221.04					
	principal/interest		4,420.10	800.94			4,593.27	627.77		4,773.23	447.81		4,960.24	260.80		5,154.58	66.46	
September	payment	5,221.04		5,221.04			5,221.04			5,221.04			5,221.04					
	principal/interest		4,434.27	786.77			4,608.01	613.03		4,788.54	432.50		4,976.16	244.88		5,171.12	49.92	
<b>Total Proposed Payments Per Year</b>																		
	Total Payments	52,210.40		62,652.48			62,652.48			62,652.48			62,652.48			10,442.08		
	Principal	43,284.79		54,333.89			56,462.69			58,674.83			60,973.68			10,392.07		
	Interest		8,925.61		8,318.59		6,189.79		3,977.65		1,478.80		50.01					
<b>Projected Balance Year End</b>																		
		261,052.00		198,399.52			135,747.04			73,094.56			10,442.08			0.00		

**GILLESPIE COUNTY, TEXAS**  
**Capital Assets Lease/Purchase ... Contract 6451, September.2013**  
**Road & Bridge Departments**

**ACTUAL Payments**

ACTUAL Payments	FY2014			FY2015			FY2016			FY2017			FY2018			FY2019		
	Total Payment	Principal	Interest	Total Payment	Principal	Interest	Total Payment	Principal	Interest	Total Payment	Principal	Interest	Total Payment	Principal	Interest	Total Payment	Principal	Interest
Balance At Year Start	313,262.40			255,840.96														
October	payment			5,221.04														
	principal/interest				4,462.77	758.27												
November	payment			5,221.04														
	principal/interest				4,477.08	743.96												
December	payment	10,442.08		5,221.04														
	principal/interest		8,205.08	2,237.00	4,491.44	729.60												
January	payment	5,221.04		5,221.04														
	principal/interest		4,335.97	885.07	4,505.85	715.19												
February	payment	5,221.04		5,221.04														
	principal/interest		4,349.88	871.16	4,520.30	700.74												
March	payment	5,221.04																
	principal/interest		4,363.83	857.21														
April	payment	5,221.04																
	principal/interest		4,377.83	843.21														
May	payment	5,221.04																
	principal/interest		4,391.87	829.17														
June	payment	5,221.04																
	principal/interest		4,405.96	815.08														
July	payment	5,211.04																
	principal/interest		4,420.10	790.94														
August	payment	5,221.04																
	principal/interest		4,434.27	786.77														
September	payment	5,221.04																
	principal/interest		4,448.50	772.54														
<b>Total Payments as of Current Date</b>																		
	Total Payments	57,421.44		26,105.20														
	Principal		47,733.29	22,457.44														
	Interest			9,688.15	3,647.76													
<b>Balance as of Current Period</b>																		
		255,840.96		229,735.76														



**GILLESPIE COUNTY, TEXAS**  
Public Property Finance ... Contract 6774, October 24, 2014  
Sheriff Office ... Law Enforcement Radio System Upgrade

**PROJECTED Payments**

PROJECTED Payments	FY2015			FY2016			FY2017			FY2018			FY2019		
	Total Payment	Principal	Interest	Total Payment	Principal	Interest	Total Payment	Principal	Interest	Total Payment	Principal	Interest	Total Payment	Principal	Interest
Balance Year Start	685,683.60			622,829.27			554,260.91			485,692.55			417,124.19		
October payment	0.00			5,714.03			5,714.03			5,714.03			5,714.03		
principal/interest					4,141.76	1,572.27		4,291.13	1,422.90		4,445.88	1,268.15		4,606.21	1,107.82
November payment	5,714.03			5,714.03			5,714.03			5,714.03			5,714.03		
principal/interest		3,782.22	1,931.81		4,154.01	1,560.02		4,303.81	1,410.22		4,459.02	1,255.01		4,619.83	1,094.20
December payment	5,714.03			5,714.03			5,714.03			5,714.03			5,714.03		
principal/interest		4,021.27	1,692.76		4,166.29	1,547.74		4,316.54	1,397.49		4,472.21	1,241.82		4,633.49	1,080.54
January payment	5,714.03			5,714.03			5,714.03			5,714.03			5,714.03		
principal/interest		4,033.16	1,680.87		4,178.61	1,535.42		4,329.30	1,384.73		4,485.43	1,228.60		4,647.19	1,066.84
February payment	5,714.03			5,714.03			5,714.03			5,714.03			5,714.03		
principal/interest		4,045.09	1,668.94		4,190.96	1,523.07		4,342.10	1,371.93		4,498.69	1,215.34		4,660.93	1,053.10
March payment	5,714.03			5,714.03			5,714.03			5,714.03			5,714.03		
principal/interest		4,057.05	1,656.98		4,203.35	1,510.68		4,354.94	1,359.09		4,511.99	1,202.04		4,674.71	1,039.32
April payment	5,714.03			5,714.03			5,714.03			5,714.03			5,714.03		
principal/interest		4,069.04	1,644.99		4,215.78	1,498.25		4,367.82	1,346.21		4,525.33	1,188.70		4,688.53	1,025.50
May payment	5,714.03			5,714.03			5,714.03			5,714.03			5,714.03		
principal/interest		4,081.07	1,632.96		4,228.25	1,485.78		4,380.73	1,333.30		4,538.71	1,175.32		4,702.39	1,011.64
June payment	5,714.03			5,714.03			5,714.03			5,714.03			5,714.03		
principal/interest		4,093.14	1,620.89		4,240.75	1,473.28		4,393.68	1,320.35		4,552.13	1,161.90		4,716.30	997.73
July payment	5,714.03			5,714.03			5,714.03			5,714.03			5,714.03		
principal/interest		4,105.24	1,608.79		4,253.29	1,460.74		4,406.67	1,307.36		4,565.59	1,148.44		4,730.24	983.79
August payment	5,714.03			5,714.03			5,714.03			5,714.03			5,714.03		
principal/interest		4,117.38	1,596.65		4,265.86	1,448.17		4,419.70	1,294.33		4,579.09	1,134.94		4,744.23	969.80
September payment	5,714.03			5,714.03			5,714.03			5,714.03			5,714.03		
principal/interest		4,129.55	1,584.48		4,278.48	1,435.55		4,432.77	1,281.26		4,592.63	1,121.40		4,758.25	955.78
<b>Total Proposed Payments Per Year</b>															
Total Payments	62,854.33			68,568.36			68,568.36			68,568.36			68,568.36		
Principal	44,534.21			50,517.39			52,339.19			54,226.70			56,182.30		
Interest		18,320.12			18,050.97		16,229.17			14,341.66			12,386.06		
<b>Projected Balance Year End</b>															
	622,829.27			554,260.91			485,692.55			417,124.19			348,555.83		



**GILLESPIE COUNTY, TEXAS**  
**Public Property Finance ... Contract 6774, October 24, 2014**  
**Sheriff Office ... Law Enforcement Radio System Upgrade**

**PROJECTED Payments**

FY2020			FY2021			FY2022			FY2023			FY2024			FY2025		
Total Payment	Principal	Interest	Total Payment	Principal	Interest	Total Payment	Principal	Interest	Total Payment	Principal	Interest	Total Payment	Principal	Interest	Total Payment	Principal	Interest
348,555.83			279,987.47			211,419.11			142,850.75			74,282.39			5,714.03		
5,714.03			5,714.03			5,714.03			5,714.03			5,714.03			5,714.03		
	4,772.32	941.71		4,944.43	769.60		5,122.74	591.29		5,307.48	406.55		5,498.88	215.15		5,696.97	17.06
5,714.03			5,714.03			5,714.03			5,714.03			5,714.03					
	4,786.43	927.60		4,959.04	754.99		5,137.88	576.15		5,323.17	390.86		5,515.14	198.89			
5,714.03			5,714.03			5,714.03			5,714.03			5,714.03					
	4,800.58	913.45		4,973.71	740.32		5,153.07	560.96		5,338.91	375.12		5,531.45	182.58			
5,714.03			5,714.03			5,714.03			5,714.03			5,714.03					
	4,814.78	899.25		4,988.41	725.62		5,168.31	545.72		5,354.69	359.34		5,547.80	166.23			
5,714.03			5,714.03			5,714.03			5,714.03			5,714.03					
	4,829.01	885.02		5,003.16	710.87		5,183.59	530.44		5,370.53	343.50		5,564.20	149.83			
5,714.03			5,714.03			5,714.03			5,714.03			5,714.03					
	4,843.29	870.74		5,017.95	696.08		5,198.92	515.11		5,386.41	327.62		5,580.65	133.38			
5,714.03			5,714.03			5,714.03			5,714.03			5,714.03					
	4,857.61	856.42		5,032.79	681.24		5,214.29	499.74		5,402.33	311.70		5,597.15	116.88			
5,714.03			5,714.03			5,714.03			5,714.03			5,714.03					
	4,871.97	842.06		5,047.67	666.36		5,229.71	484.32		5,418.30	295.73		5,613.70	100.33			
5,714.03			5,714.03			5,714.03			5,714.03			5,714.03					
	4,886.38	827.65		5,062.60	651.43		5,245.17	468.86		5,434.32	279.71		5,630.30	83.73			
5,714.03			5,714.03			5,714.03			5,714.03			5,714.03					
	4,900.83	813.20		5,077.56	636.47		5,260.68	453.35		5,450.39	263.64		5,646.95	67.08			
5,714.03			5,714.03			5,714.03			5,714.03			5,714.03					
	4,915.32	798.71		5,092.58	621.45		5,276.23	437.80		5,466.51	247.52		5,663.65	50.38			
5,714.03			5,714.03			5,714.03			5,714.03			5,714.03					
	4,929.85	784.18		5,107.63	606.40		5,291.83	422.20		5,482.67	231.36		5,680.39	33.64			
68,568.36			68,568.36			68,568.36			68,568.36			68,568.36			5,714.03		
	58,208.37			60,307.53			62,482.42			64,735.71			67,070.26			5,696.97	
		10,359.99			8,260.83			6,085.94			3,832.65			1,498.10			17.06
279,987.47			211,419.11			142,850.75			74,282.39			5,714.03			0.00		



**GILLESPIE COUNTY, TEXAS**  
Public Property Finance ... Contract 6774, October 24, 2014  
Sheriff Office ... Law Enforcement Radio System Upgrade

**ACTUAL Payments**

ACTUAL	Payments	FY2015			FY2016			FY2017			FY2018			FY2019		
		Total Payment	Principal	Interest	Total Payment	Principal	Interest	Total Payment	Principal	Interest	Total Payment	Principal	Interest	Total Payment	Principal	Interest
Balance	Year Start	686,426.40														
	October	payment	0.00													
		prncpal/interest														
	November	payment	5,714.03													
		prncpal/interest														
	December	payment	5,714.03													
		prncpal/interest														
	January	payment	5,714.03													
		prncpal/interest														
	February	payment	5,714.03													
		prncpal/interest														
	March	payment														
		prncpal/interest														
	April	payment														
		prncpal/interest														
	May	payment														
		prncpal/interest														
	June	payment														
		prncpal/interest														
	July	payment														
		prncpal/interest														
	August	payment														
		prncpal/interest														
	September	payment														
		prncpal/interest														
		Total Payments	22,856.12													
		Principal	15,881.74													
		Interest	6,974.38													
		<b>Balance Current Period</b>														
																663,570.28



County of Gillespie  
 District Clerk Bond / Trust Recap  
 October 2014 - September 2015  
 Funds Managed by County Treasurer

Cause No	Cause Description	Initial Investment Face Value	Prior Interest Adjusted Interest	Current Year Interest: TenPool Account												Released Investments	Current Balances	Total Interest FY2015		
				Oct.2014	Nov.2014	Dec.2014	Jan.2015	Feb.2015	Mar.2015	Apr.2015	May.2015	Jun.2015	Jul.2015	Aug.2015	Sept.2015					
2705	Sonstogard / Curtis	1,000.00	792.80														1,824.32	0.00	0.00	
4073	State v Montagnino	10,000.00	43.82															10,214.90	0.00	0.00
4232	State v Chow	10,000.00																10,031.34	0.00	0.00
4233	State v Loui	10,000.00																10,025.50	0.00	0.00
4261	State v Duecker	20,000.00																20,033.03	0.00	0.00
4262	State v Duecker	20,000.00																20,033.03	0.00	0.00
6978	Wheatcraft v Meier	500.00	236.07																894.79	0.14
7227	Munsell Meier v Robinson	1,000.00	390.71																1,645.04	0.00
8623	Pauls v Bird	500.00	77.66																702.22	0.11
8764	Pruitt v Danes	1,000.00	128.41																1,145.36	0.00
8765	Damron (Investment)	500.00																	524.86	0.00
9411	Tin Star Ranch	500.00	5.37																538.33	0.00
9461	Hearne & Phillips	100.00	1.07																	122.82
9666	Haggard v Schroeder	500.00	1.19																	609.20
9752	Staats v Tonn	1,000.00																		1,017.65
10010	Silver Deer v Senkbell	100.00																		120.54
10154	Ankem v Woods & Schmidt	1,000.00																		1,055.01
10370	Sledge v Jones	1,000.00																		1,190.39
10373	Whitewood v Hantel	100.00																		119.06
10412	Ballard v Keidel	1,000.00																		1,004.31
10522	Parker/Roscoe L	23,800.00																		26,439.22
10779	Harris v Fourton (dba Silver Deer)	1,000.00																		1,151.69
10930	Fonder v Salinas	200.00																		227.46
10970	City of Fbg v Penick	274,045.00																		274,163.40
11042	A J Waight v LCRA	250.00																		251.06
11228	Jenschke v Friedrich	1,000.00																		1,015.72
11259	Quest Oil v Wallen and B&B Oil	1,000.00																		1,074.17
11336	Comerstone v Parker	1,000.00																		1,052.51
11399	Irwini vs Irwini	303,022.74																		306,333.35
11703	Herb Venture v Varney	250.00																		254.03
11812	Dolezal vs Dolezal	1,000.00																		1,007.95



County of Gillespie  
 District Clerk Bond / Trust Recap  
 October 2014 - September 2015  
 Funds Managed by County Treasurer

Cause No	Cause Description	Initial Investment Face Value	Prior Adjusted Interest	TeaPool Interest	Current Year Interest TeaPool Account												Released Investments	Current Balances	Total Interest FY2015
					Oct-2014	Nov-2014	Dec-2014	Jan-2015	Feb-2015	Mar-2015	Apr-2015	May-2015	Jun-2015	Jul-2015	Aug-2015	Sep-2015			
11877	Bredemus and J&B Cheese v Just	1,000.00		9.26	0.02	0.03	0.04	0.04	0.04	0.03							1,009.42	0.16	
11897	Prause & Thompson v Bierschwale	100.00		0.90	0.00	0.00	0.00	0.00	0.00	0.00							100.90	0.00	
11904	Rutherford v Rafter & Kamp	100.00		0.90	0.00	0.00	0.00	0.00	0.00	0.00							100.90	0.00	
11928A	Quemer v Lester	1,000.00		1.34	0.02	0.03	0.04	0.04	0.04	0.03							1,001.50	0.16	
12195	TexHilCo EmployeesC.U. vs Beckmann	100.00		0.05	closed 01.19.2010												100.05	0.00	
12209	Fulton v Coleman	500.00		2.81	0.01	0.02	0.02	0.02	0.02	0.02							502.90	0.09	
12228	IBT Int v Grammer	115,000.00		130.48	closed 06.2014												115,130.48	0.00	
12369	Ferrell vs Hall, Executor Estate of Klein, Deceased	500.00		0.00	closed 12.27.2010												500.00	0.00	
12603	Baby vs Doggett	400.00		0.35	closed 02.14.2012												400.35	0.00	
12954	Cover v Chase Bank	100.00		0.10	0.00	0.00	0.00	0.00	0.00	0.00							100.10	0.00	
13025	Balero v Federal Home Mortgage	250.00		0.36	0.01	0.01	0.01	0.01	0.01	0.01							250.41	0.05	
13119	LCRA vs TRT Ranch	949,500.00		45.59	closed 09.10.2013												949,545.59	0.00	
13120	LCRA vs Oehler	195,000.00		9.36	closed 09.10.2013												195,009.36	0.00	
13121	LCRA vs Wehrhund	177,000.00		8.49	closed 09.10.2013												177,008.49	0.00	
13203	Collins, Estate of Smith v Bank of America	500.00		0.64	0.01	0.01	0.02	0.02	0.02	0.02							500.72	0.08	
13291	Whalley, et al vs Live Springs, et al	500.00		0.41	0.01	0.01	0.02	0.02	0.02	0.02							500.49	0.08	
13320	Bruce Kneese vs New York Life Insurance and Annuity Corp, et al	951.17	opened 03.03.2014	0.16	0.02	0.02	0.03	0.04	0.03	0.03							951.47	0.14	
13343	Hampton vs Spornhauer	2,000.00		1.59	0.05	0.05	0.07	0.08	0.07	0.07							2,001.91	0.32	
13640	Kerville Professional Properties LTD ... vs Friendship Village Owner's Assn, Inc ... <small>In the Matter of the Marriage of Rowanne L Pennington and In the Interest of Sarah Pennington &amp; Matthew Pennington, Children</small>	500.00	opened 03.03.2014	0.07	0.01	0.01	0.02	0.02	0.02	0.02							500.15	0.08	
13859	Berry vs Cardash	500,964.49	opened 09.11.2014	8.78	11.40	11.74	17.78	19.77	16.95	16.95							501,070.91	77.64	
13859TRO	Berry vs Cardash ... TRO	5,000.00	opened 09.11.2014	0.09	0.11	0.12	0.18	0.19	0.16	0.16							5,000.65	0.76	
10522(e)	Roscoe L Parker Guardianship	7,500.00		597.17	closed 07.12.2007												8,087.17	0.00	
3870A	State v Farmer	4,000.00	504.78	67.71	closed 05.2004transferred to District Clerk Act 117												4,572.49	0.00	
3870B	State v Farmer	1,000.00	126.19	19.89	closed 05.2004transferred to District Clerk Act 117												1,146.08	0.00	
8766(A)	Damron (trust)	26,278.61		92.83	closed 01.2005												26,371.44	0.00	
<b>Totals</b>		<b>2,676,132.01</b>	<b>2,308.07</b>	<b>8,766.56</b>	<b>11.82</b>	<b>12.22</b>	<b>18.43</b>	<b>20.50</b>	<b>17.57</b>	<b>0.00</b>	<b>0.00</b>	<b>0.00</b>	<b>0.00</b>	<b>0.00</b>	<b>0.00</b>	<b>0.00</b>	<b>520,037.34</b>	<b>80.54</b>	

**County of Gillespie**  
**County Clerk Holding Account Recap**  
 October 2013 - September 2014  
 Funds Managed by County Treasurer

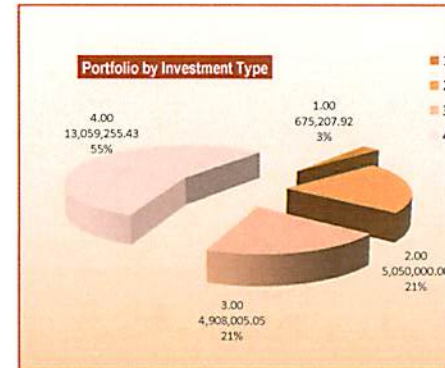
Cause	Investment Face	Prior Interest		Current Year Interest												Released Investment	Current Balances	Total Interest FY2015	
		Adjusted	TextPool	TextPool Account															
	Value	Interest	Interest	Oct.2014	Nov.2014	Dec.2014	Jan.2015	Feb.2015	Mar.2015	Apr.2015	May.2015	Jun.2015	Jul.2015	Aug.2015	Sep.2015				
Cause 9145 Doyle/Michael J Guardianship additional funds added July 2013 of \$682.40 to original face of \$119,517.83 or \$120,200.23 principal	120,200.23	281.82		2.73	2.77	4.29	4.75	4.06								0.00	120,500.65	18.60	
Cause 8132 Roscoe L Parker	7,500.00	97.71		04.2006 account closed ... case transferred to District Court												7,597.71	0.00		
cause 8321 David Eugene Reynolds	100,000.00	11,872.07		closed 07.14.2008												111,872.07	0.00		
<b>Investment Totals</b>	<b>107,500.00</b>	<b>0.00</b>	<b>12,251.60</b>	<b>2.73</b>	<b>2.77</b>	<b>4.29</b>	<b>4.75</b>	<b>4.06</b>	<b>0.00</b>	<b>0.00</b>	<b>0.00</b>	<b>0.00</b>	<b>0.00</b>	<b>0.00</b>	<b>0.00</b>	<b>119,469.76</b>	<b>120,500.65</b>	<b>18.60</b>	



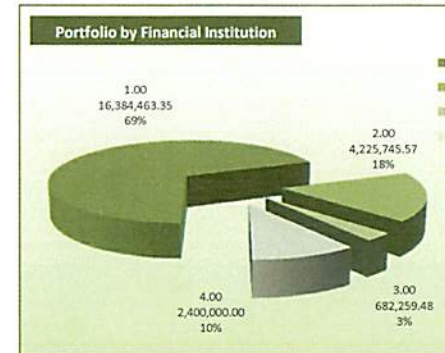
## GILLESPIE COUNTY, TEXAS Portfolio Asset Summary By Investment Type

As of February 28, 2015  
Of Funds Managed By County Treasurer Office

Financial Institution Account / Investment Type	Cash Balances As Of February 28, 2015	
<b>Security State Bank &amp; Trust County Depository</b>		
<b>Checking Accounts</b>		
General ... multi-fund account	(268.53)	
COB 2001, GOB Series 2010 Interest & Sinking	25,457.11	
County Attorney Hot Check Fund	15,222.29	
Appellate Judicial	487.31	
Justice of Peace No 1	51,119.75	
Justice of Peace No 2	61,951.24	
County Clerk Operating	86,357.61	
District Clerk Operating	74,125.91	
GOB Series 2013 ... Jail Project	1.00	
GOB Series 2013 ... Interest & Sinking	360,754.23	675,207.92
<b>Sweep Accounts</b>		
General Sweep Account ... multi-fund account	11,843,507.64	
GOB Series 2013 Sweep Account ... Jail Project	1,215,747.79	13,059,255.43
<b>Certificate of Deposit ... General Fund (10.)</b>		
0.35% per annum, paid monthly .. maturity 02.11.2016	100,000.00	
0.35% per annum, paid monthly .. maturity 05.02.2015	100,000.00	
0.35% per annum, paid monthly .. maturity 02.28.2016	100,000.00	
0.35% per annum, paid monthly .. maturity 10.29.2015	100,000.00	
0.35% per annum, paid monthly .. maturity 03.04.2015	250,000.00	
0.35% per annum, paid monthly .. maturity 04.01.2015	500,000.00	
0.35% per annum, paid monthly .. maturity 07.01.2015	500,000.00	
0.35% per annum, paid monthly .. maturity 10.01.2015	500,000.00	
0.35% per annum, paid monthly .. maturity 01.01.2016	500,000.00	2,650,000.00
		<b>16,384,463.35</b>
<b>TexPool Investment Service for Public Funds</b>		
<b>Investment Pool</b>		
General ... multi-fund account	3,483,514.06	
Interest & Sinking	709.99	
District Clerk Holding In Trust	520,019.77	
County Clerk Holding In Trust	120,496.59	
GOB Series 2013 ... Jail Project	101,005.16	4,225,745.57
		<b>4,225,745.57</b>



1	675,207.92	Checking Accounts
2	5,050,000.00	Certificates of Deposit
3	4,908,005.05	Investment Pools
4	13,059,255.43	Sweep Accounts
	<b>23,692,468.40</b>	<b>Total</b>



1	16,384,463.35	Security State Bank & Trust
2	4,225,745.57	TexPool
3	682,259.48	Texas Class
4	2,400,000.00	Blanco National Bank
	<b>23,692,468.40</b>	<b>Total</b>

**GILLESPIE COUNTY, TEXAS**  
Portfolio Asset Summary By Investment Type

As of February 28, 2015  
Of Funds Managed By County Treasurer Office

Financial Institution Account / Investment Type		Cash Balances As Of February 28, 2015
<b>Texas Class</b>		
Investment Service for Public Funds		
Investment Pool		
GOB Series 2013 ... Jail Project		682,259.48
<b>Blanco National Bank</b>		
Certificate of Deposit - General Fund (10)		
0.45% per annum, paid monthly .. maturity 11 07 2015	100,000.00	
0.45% per annum, paid monthly .. maturity 02 11 2016	100,000.00	
0.45% per annum, paid monthly .. maturity 01 02 2016	100,000.00	
0.45% per annum, paid monthly .. maturity 07 19 2015	100,000.00	
0.45% per annum, paid monthly .. maturity 03 07 2015	100,000.00	
0.45% per annum, paid monthly .. maturity 09 07 2015	100,000.00	
0.45% per annum, paid monthly .. maturity 10 07 2015	100,000.00	
0.45% per annum, paid monthly .. maturity 05 28 2015	100,000.00	
0.45% per annum, paid monthly .. maturity 05 28 2015	100,000.00	
0.45% per annum, paid monthly .. maturity 08 02 2015	100,000.00	
0.45% per annum, paid monthly .. maturity 11 02 2015	100,000.00	
0.45% per annum, paid monthly .. maturity 12 02 2015	100,000.00	
0.45% per annum, paid monthly .. maturity 04 18 2015	100,000.00	
0.45% per annum, paid monthly .. maturity 11 22 2015	100,000.00	
0.45% per annum, paid monthly .. maturity 01 30 2016	100,000.00	
0.45% per annum, paid monthly .. maturity 01 30 2016	100,000.00	
0.45% per annum, paid monthly .. maturity 03 05 2015	100,000.00	
0.45% per annum, paid monthly .. maturity 04 01 2015	100,000.00	
0.45% per annum, paid monthly .. maturity 12 01 2015	100,000.00	
0.45% per annum, paid monthly .. maturity 04 01 2015	100,000.00	
0.45% per annum, paid monthly .. maturity 04 01 2015	100,000.00	
0.45% per annum, paid monthly .. maturity 04 15 2015	100,000.00	
0.45% per annum, paid monthly .. maturity 05 01 2015	100,000.00	
0.45% per annum, paid monthly .. maturity 06 15 2015	100,000.00	
<b>Total</b>		<b>2,400,000.00</b>
		<b>23,692,468.40</b>



GILLESPIE COUNTY, TEXAS

Portfolio Asset Summary vs. Security Holdings  
As of February 28, 2015

For Funds Held by the County Treasurer and All Fee Offices

Financial Institution Account / Investment Type		Cash Balances as of February 28, 2015	Financial Institution Pledge / Security Holdings
Security State Bank & Trust County Depository		Account Balances	Pledge / Security Holdings
County Treasurer Managed Accounts			
Checking Accounts			
General Checking ... multi-fund account	(268.53)		
COB Series 2001, GOREfunding 2010 Interest & Sinking	25,457.11		
County Attorney Hot Check Fund	15,222.29		
Appellate Judicial	487.31		
Justice of Peace No 1	51,119.75		
Justice of Peace No 2	61,951.24		
County Clerk Operating	86,357.61		
District Clerk Operating	74,125.91		
GOB Series 2013 ... Jail Project	1.00		
GOB Series 2013 ... Interest & Sinking	360,754.23	675,207.92	
Sweep Account			
General Sweep Account ... multi-fund account	11,843,507.64		
GOB Series 2013 Sweep Account ... Jail Project	1,215,747.79	13,059,255.43	
County Treasurer Managed Investments			
Certificates of Deposit ... General Fund (10.)			
0.35% per annum, paid monthly .. maturity 02 11 2016	100,000.00		
0.35% per annum, paid monthly .. maturity 05 02 2015	100,000.00		
0.35% per annum, paid monthly .. maturity 02 28 2016	100,000.00		
0.35% per annum, paid monthly .. maturity 10 29 2015	100,000.00		
0.35% per annum, paid monthly .. maturity 03 04 2015	250,000.00		
0.35% per annum, paid monthly .. maturity 04 01 2015	500,000.00		
0.35% per annum, paid monthly .. maturity 07 01 2015	500,000.00		
0.35% per annum, paid monthly .. maturity 10 01 2015	500,000.00		
0.35% per annum, paid monthly .. maturity 01 01 2016	500,000.00	2,650,000.00	

GILLESPIE COUNTY, TEXAS

Portfolio Asset Summary vs. Security Holdings  
As of February 28, 2015

For Funds Held by the County Treasurer and All Fee Offices

Financial Institution Account / Investment Type		Cash Balances as of February 28, 2015	Financial Institution Pledge / Security Holdings
Security State Bank & Trust County Depository		Account Balances	Pledge / Security Holdings
<b>Tax Assessor-Collector Managed Accounts</b>			
Checking Accounts			
TA-C Operating Account	25,230.30		
TxP&WL	1,916.62		
MVD	9,888.44		
MVD Sales Tax	211,555.71		
City of Fredericksburg Ad Valorem	8,503.32		
MVD Title	2,222.36		
Road & Bridge Fee	10,708.05		
Fredericksburg ISD Ad Valorem	105,660.58		
Escrow (Ad Valorem Property)	2,487.09		
VIT (Vehicle Inventory Tax) Escrow	6,486.59		
Harper ISD Ad Valorem	23,451.35		
Gillespie County WCID Ad Valorem	23.46		
Doss CCSD Ad Valorem	0.00		
Stonewall WCID Ad Valorem	181.68		
Hill Country Underground WCD Ad Valorem	1,007.47		
Gillespie County Ad Valorem	42,768.63	453,121.66	
<b>County Clerk Managed Account</b>			
Checking Account			
County Clerk Escrow	30,142.58	30,142.58	
<b>Sheriff Managed Account</b>			
Checking Account			
Sheriff Ball Bond Account	52,500.00	52,500.00	
<b>District Clerk Managed Account</b>			
Checking Account			
District Clerk Trust	99,234.56	99,234.56	20,082,747.97 SSB&T Pledged Securities, par value / current face
			20,716,123.40 SSB&T Pledged Securities, book value
			21,153,017.23 SSB&T Pledged Securities, fair market value
			250,000.00 FDIC Coverage / Demand Deposits @ SSB&T
		17,019,462.15	250,000.00 FDIC Coverage / Time Deposits @ SSB&T
		21,653,017.23	



GILLESPIE COUNTY, TEXAS

Portfolio Asset Summary vs. Security Holdings  
As of February 28, 2015

For Funds Held by the County Treasurer and All Fee Offices

Financial Institution Account / Investment Type	Cash Balances as of February 28, 2015				Financial Institution Pledge / Security Holdings
<b>TexPool</b>					
<b>Investment Service for Public Funds</b>	<b>Account Balances</b>				<b>Pledge / Security Holdings</b>
<b>County Treasurer Managed Investments</b>					
Investment Pool Accounts					
General ... multi-fund account	3,483,514.06				
Interest & Sinking - COB Series 2001/GOB Series 2010	709.99				
District Clerk Holding	520,019.77				
County Clerk Holding	120,496.59				
GOB Series 2013 ... Jail Project	101,005.16	4,225,745.57	4,225,745.57	4,225,745.57	4,225,745.57
					Net Asset Value ... TexPool seeks to maintain a net asset value of \$1.00 (+/- 0.005 allowable) and is designed to be used for investments of funds which may be needed at any time.
					February 28, 2015, net asset value 1.00007

Financial Institution Account / Investment Type	Cash Balances as of February 28, 2015				Financial Institution Pledge / Security Holdings
<b>Texas Class</b>					
<b>Investment Service for Public Funds</b>	<b>Account Balances</b>				<b>Pledge / Security Holdings</b>
<b>County Treasurer Managed Investments</b>					
Investment Pool Account					
GOB Series 2013 ... Jail Project	682,259.48	682,259.48	682,259.48	682,259.48	682,259.48
					Net Asset Value ... Texas Class seeks to maintain a net asset value of \$1.00 (+/- 0.005 allowable) and is designed to be used for investments of funds which may be needed at any time.
					February 28, 2015, net asset value 1.00

GILLESPIE COUNTY, TEXAS

Portfolio Asset Summary vs. Security Holdings  
As of February 28, 2015

For Funds Held by the County Treasurer and All Fee Offices

Financial Institution Account / Investment Type	Cash Balances as of February 28, 2015			Financial Institution Pledge / Security Holdings
Blanco National Bank	Account Balances			Pledge / Security Holdings
<b>County Treasurer Managed Investments</b>				
Certificates of Deposit .. General Fund (10 )				
0.45% per annum, paid monthly .. maturity 11.07.2015	100,000.00			
0.45% per annum, paid monthly .. maturity 02.11.2016	100,000.00			
0.45% per annum, paid monthly .. maturity 01.02.2016	100,000.00			
0.45% per annum, paid monthly .. maturity 07.19.2015	100,000.00			
0.45% per annum, paid monthly .. maturity 03.07.2015	100,000.00			
0.45% per annum, paid monthly .. maturity 09.07.2015	100,000.00			
0.45% per annum, paid monthly .. maturity 10.07.2015	100,000.00			
0.45% per annum, paid monthly .. maturity 05.28.2015	100,000.00			
0.45% per annum, paid monthly .. maturity 05.28.2015	100,000.00			
0.45% per annum, paid monthly .. maturity 08.02.2015	100,000.00			
0.45% per annum, paid monthly .. maturity 11.02.2015	100,000.00			
0.45% per annum, paid monthly .. maturity 12.02.2015	100,000.00			
0.45% per annum, paid monthly .. maturity 04.18.2015	100,000.00			
0.45% per annum, paid monthly .. maturity 11.22.2015	100,000.00			
0.45% per annum, paid monthly .. maturity 01.30.2016	100,000.00			
0.45% per annum, paid monthly .. maturity 01.30.2016	100,000.00			
0.45% per annum, paid monthly .. maturity 03.05.2015	100,000.00			
0.45% per annum, paid monthly .. maturity 04.01.2015	100,000.00			
0.45% per annum, paid monthly .. maturity 12.01.2015	100,000.00			
0.45% per annum, paid monthly .. maturity 04.01.2015	100,000.00			
0.45% per annum, paid monthly .. maturity 04.01.2015	100,000.00			2,549,652.26 BNB Pledged Securities..par value
0.45% per annum, paid monthly .. maturity 04.15.2015	100,000.00			2,684,375.35 BNB Pledged Securities..book value
0.45% per annum, paid monthly .. maturity 06.01.2015	100,000.00			2,783,391.96 BNB Pledged Securities..fair market value
0.45% per annum, paid monthly .. maturity 06.15.2015	100,000.00	2,400,000.00	2,400,000.00	3,033,391.96 250,000.00 FDIC Coverage @ BNB




GILLESPIE COUNTY, TEXAS

Portfolio Asset Summary vs. Security Holdings  
As of February 28, 2015

For Funds Held by the County Treasurer and All Fee Offices

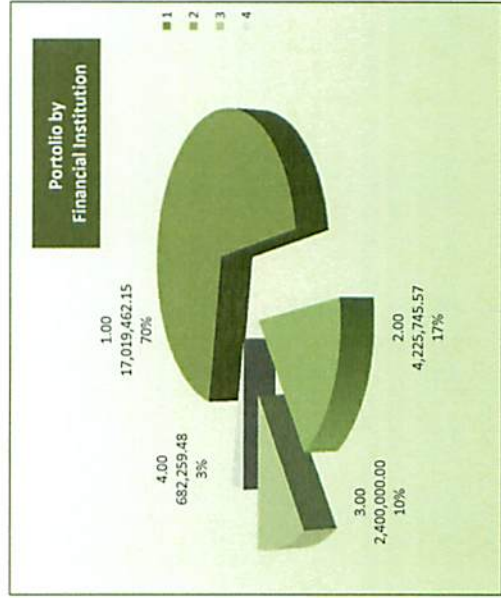
Financial Institution Account / Investment Type	Cash Balances as of February 28, 2015	Financial Institution Pledge / Security Holdings
----------------------------------------------------	------------------------------------------	-----------------------------------------------------

Total Assets	As Of February 28, 2015	As Of February 28, 2015
	24,327,467.20	29,594,414.24



**Portfolio by Investment Type  
As of February 28, 2015**

1	1,310,206.72	Checking Accounts
2	13,059,255.43	Sweep Accounts
3	4,908,005.05	Investment Pools
4	5,050,000.00	Certificates of Deposit
	24,327,467.20	Total



**Portfolio by Financial Institution  
As of February 28, 2015**

1	17,019,462.15	Security State Bank & Trust
2	4,225,745.57	TexPool
3	2,400,000.00	Blanco National Bank
4	682,259.48	Texas Class
	24,327,467.20	Total

GILLESPIE COUNTY, TEXAS

Portfolio Asset Summary vs. Security Holdings  
As of February 28, 2015

For Funds Held by the County Treasurer and All Fee Offices

Financial Institution Account / Investment Type	Cash Balances as of February 28, 2015	Financial Institution Pledge / Security Holdings
----------------------------------------------------	------------------------------------------	-----------------------------------------------------

Financial Institution Account / Investment Type	Cash Balances as of February 28, 2015	Financial Institution Pledge / Security Holdings
<b>Deposit and Investment</b>		
<b>Risk Disclosure</b>		
<b>General Statement</b> ... The County continues to take a conservative approach to investment of county funds. Investment strategies are built on cash flow versus fund name. County funds are predominantly invested in TexPool ... an investment service for public funds ... and certificate of deposits. Depository interest-bearing checking accounts are used more as clearing accounts than a type of investment.		
The General Checking Account (multi-fund account) ... interest-bearing, with a one dollar (\$1.00) threshold ... is attached to a sweep account with a \$25,000.00 required minimum balance. This holds the same for the GOB Series 2013 Account ... it is interest-bearing, with a one dollar (\$1.00) threshold ... and is attached to a sweep account with a \$25,000.00 required minimum balance.		
<b>Collateral Risk</b> All deposits/investments with any banking institution are collateralized over 100%, all collateral (exclusive FDIC coverage) is placed with a third party that is not a depository of the County, and collateral is pledged to Gillespie County.		
<b>Interest Rate Risk</b> ... The County does not have a formal investment policy that limits investment maturities as a means of managing its exposure to fair value losses arising from changing interest rates.		
At February 28, 2015, the County had no investments other than those in an investment pool that would be effected.		
Certificates of Deposit are normally held at one year maturities and maturity dates are staggered.		
Occasionally CD's are originally invested for periods of less or over a year to optimize a staggered portfolio.		
CD's are held at face values with interests paid to the County monthly.		
<b>Credit Risk</b> ... At February 28, 2015, the County has no investments in commercial paper, corporate bonds, mutual funds.		
At February 28, 2015, TexPool was rated AAAm by Standard & Poor's.		
At February 28, 2015, Texas Class was rated AAAm by Standard & Poor's.		
<b>Concentration of Credit Risk</b> The County does not place any limit on the amount the County may invest with any type of investment or issuer.		
However, considering the current economy the County has kept lower concentrations in any one issuer.		
At February 28, 2015, the County had its assets/investments invested by investment type		
	20.1747 % in investment pools	
	20.7584 % in certificate of deposit(s)	
	5.3857 % in checking, money market, passbook accounts	
	53.6811 % in sweep accounts	
At February 28, 2015, the County had its assets/investments invested by issuer		
	57.8235 % in TexPool	
	0.0000 % in Security State Bank & Trust	
	32.8407 % in Blanco National Bank	
	9.3358 % in Texas Class	



FY2014-2015  
Gillespie County, Texas  
County Treasurer Monthly Financial Statement  
Of Funds Managed by County Treasurer



For the Period Ended February 28, 2015

Laura Lundquist, C.C.T., C.I.O.  
Gillespie County Treasurer

Maintenance & Operating, COB/GOB, Special Revenue, Special Revenue..Grants, Trust and Agency						
Month	01.31.2014					02.28.2015
To Date	Cash Balance	Receipts	Disbursements	Allocations	Adjustments	Cash Balance
M&O	15,649,076.32	3,243,953.10	1,011,386.73			17,881,642.69
COB ... GOB Operating	2,175,454.12	18,197.56	286,528.23			1,907,123.45
COB ... GOB I&S	1,025,750.98	304,915.35	943,745.00			386,921.33
Special Revenue	1,676,483.78	79,656.60	14,610.71			1,741,529.67
Special Revenue ... Grants	75,733.11					75,733.11
Trust and Agency	574,987.34	120,287.01	4,614.38			690,659.97
<b>Totals</b> County Funds	<b>21,177,485.65</b>	<b>3,767,009.62</b>	<b>2,260,885.05</b>	<b>0.00</b>	<b>0.00</b>	<b>22,683,610.22</b>


Clerks of the Courts Trust Funds						
Month	09.30.2014					02.28.2015
To Date	Cash Balance	Receipts	Disbursements	Allocations	Adjustments	Cash Balance
M&O	10,671,669.71	12,846,787.90	5,636,814.92			17,881,642.69
COB ... GOB Operating	5,249,856.00	20,652.93	3,363,385.48			1,907,123.45
COB ... GOB I&S	217,647.17	1,113,769.16	944,495.00			386,921.33
Special Revenue	1,574,226.08	405,811.40	238,507.81			1,741,529.67
Special Revenue ... Grants	75,733.11					75,733.11
Trust and Agency	676,464.93	621,404.27	607,209.23			690,659.97
<b>Totals</b> County Funds	<b>18,465,597.00</b>	<b>15,008,425.66</b>	<b>10,790,412.44</b>	<b>0.00</b>	<b>0.00</b>	<b>22,683,610.22</b>

Clerks of the Courts Trust Funds						
Month	01.31.2014					02.28.2015
To Date	Cash Balance	Receipts	Disbursements	Allocations	Adjustments	Cash Balance
District Clerk Trust	520,019.77	17.57				520,037.34
County Clerk Trust	120,496.59	4.06				120,500.65
<b>Totals</b> Clerk Trusts	<b>640,516.36</b>	<b>21.63</b>	<b>0.00</b>	<b>0.00</b>	<b>0.00</b>	<b>640,537.99</b>

Clerks of the Courts Trust Funds						
Month	09.30.2014					02.28.2015
To Date	Cash Balance	Receipts	Disbursements	Allocations	Adjustments	Cash Balance
District Clerk Trust	519,956.80	80.54				520,037.34
County Clerk Trust	120,482.05	18.60				120,500.65
<b>Totals</b> Clerk Trusts	<b>640,438.85</b>	<b>99.14</b>	<b>0.00</b>	<b>0.00</b>	<b>0.00</b>	<b>640,537.99</b>

Respectfully submitted,

  
 \_\_\_\_\_  
 Laura Lundquist, C.C.T., C.I.O.  
 Gillespie County Treasurer

The State of Texas, County of Gillespie

Before me, the undersigned authority, this day personally appeared Laura Lundquist, County Treasurer, to me well known, who, being duly sworn, disposes and says that the above and foregoing report is true and correct.

Witness my hand and seal of this office, this \_\_\_\_\_ day of \_\_\_\_\_, \_\_\_\_\_ A.D.

\_\_\_\_\_  
 Mary Lynn Rusche, County Clerk  
 County of Gillespie, State of Texas

Compared, examined, and accepted in open Commissioners Court this \_\_\_\_\_ day of \_\_\_\_\_, \_\_\_\_\_ A.D.

\_\_\_\_\_  
 Mark Stroehrer, County Judge

\_\_\_\_\_  
 Curtis Cameron, Commissioner Pct No 1

\_\_\_\_\_  
 William A. Roeder, Commissioner Pct No 2

\_\_\_\_\_  
 Calvin Ransleben, Commissioner Pct No 3

\_\_\_\_\_  
 Donald W. Schuch, Commissioner Pct No 4