



FY2014-2015

GILLESPIE COUNTY, TEXAS

COUNTY TREASURER MONTHLY FINANCIAL REPORT

For The Period Ended
October 31, 2014
Unaudited

LAURA LUNDQUIST, C.C.T., C.I.O.
GILLESPIE COUNTY TREASURER

1. Cash/Investment Balances All Funds
For Period Ended October 31, 2014
2. Statement of Receipts, Disbursements, Electronic Funds Transfers, Payroll,
Interfund Allocations, Adjustments, and Investments All Funds
Month to Date by Fund
3. Statement of Receipts, Disbursements, Electronic Funds Transfers, Payroll,
Interfund Allocations, Adjustments, and Investments All Funds
Fiscal Year to Date by Fund
4. Statement of Maintenance & Operating Funds
FY2005 through October 31, 2014
General Fund
Road & Bridge Funds ... County Wide, Precinct No 1, Precinct No 2, Precinct No 3, Precinct No 4
5. Fund Cash/Investment Balance Comparison by Fiscal Year by Fund
Active and Inactive Funds
FY2004 through October 31, 2014
6. Overall Cash/Investment Balance Comparison by Month
FY1985 through October 31, 2014
7. County Sales Tax ... Effective January 01, 1988
Allocation Summary of Sales Tax Receipts
1988 through October 31, 2014
Statement of Repayment of Erroneous Receipt of Sales Tax
1997 through October 31, 2014 ... 20 Year Payout; Final Payment FY2016
8. Hotel Occupancy Tax (HOT) ... Effective January 01, 2007
Summary of HOT Receipts and Expenditures
For the Period of January 01, 2007 through October 31, 2014
9. Certificates of Obligation Bonds ... Interest & Sinking
Statement of Bond Redemptions & Interest Payment Schedule
GO Refunding Bonds, Series 2010 ... Refunding of COB Series 2001, Post Office & Clinic
Building Properties



10. General Obligation Bonds ... Interest & Sinking
Statement of Bond Redemptions & Interest Payment Schedule
GOB Series 2013, Jail Construction Project
11. Lease / Purchase Finance ... Capital Equipment
Statement of Principal & Interest Payment Schedule
Road & Bridge Departments
Countywide
Precinct No 1
Precinct No 2
Precinct No 3
Precinct No 4
12. District Clerk Trust Funds ... Statement of Holding in Trust Funds ... As Managed by County Treasurer
As of October 31, 2014
13. County Clerk Trust Funds ... Statement of Holding in Trust Funds ... As Managed by County Treasurer
As of October 31, 2014
14. Investment Performance Summary ... Certificate(s) of Deposit
As of October 31, 2014
15. County Treasurer Portfolio Asset Summary by Investment Type
As of October 31, 2014
16. County Portfolio Asset Summary vs. Security Holdings
As of October 31, 2014
17. Detailed Listing of Receipts to All Funds
For October.2014
18. Detailed Listing of Disbursements from All Funds
For October.2014
19. Detailed Listing of Electronic Funds Transfers from All Funds
For October.2014
20. Detailed Listing of Interfund Allocations to/from All Funds
For October.2014
21. Detailed Listing of Payroll Distribution All Funds
For October.2014
22. Financial Summary Recap ... Affidavit
As of October 31, 2014

**FY2014-2015
 GILLESPIE COUNTY, TEXAS**

**CASH / INVESTMENT BALANCES
 OF ALL FUNDS MANAGED BY COUNTY TREASURER**

For Period Ended October 31, 2014

FUNDS LISTING BY CATEGORY

GENERAL and ROAD & BRIDGE FUNDS

Maintenance & Operating Funds

General Fund	9,735,824.69
Road & Bridge Funds ...	
County Wide	480,660.86
Precinct No 1	162,129.76
Precinct No 2	219,557.72
Precinct No 3	88,511.69
Precinct No 4	<u>198,050.99</u>
Sub-total Road & Bridge Funds	1,148,911.02

CASH and INVESTMENTS

10,884,735.71

SPECIAL REVENUE FUNDS

Law Library	15,301.59
Lateral Road ...	
Precinct No 1	6,633.18
Precinct No 2	6,633.18
Precinct No 3	6,633.18
Precinct No 4	6,633.18
Sub-total Lateral Road Funds	26,532.72
Probate	26,525.45
Court Reporter Service	1,084.57
County Records Management	84,686.18
County Clerk Records Management	90,393.36
Sheriff Forfeiture	16,305.70
Sheriff Abandoned Vehicle	1,199.51
Sheriff Equitable Sharing	1,200.17
Justice Court Bldg Security	27,350.87
Courthouse Security	10,044.48
District Clerk Records Management	5,957.91
County & District Court Technology	14,186.25
Occupancy Tax	535,821.54
Pretrial Intervention	123,025.71
Justice Court Technology	103,373.02
Airport Operating	594,917.45
LEOSE Training--Sheriff	2,058.58
LEOSE Training--Constable No 1	7,379.00
LEOSE Training--Constable No 2	6,105.88
Tax Assessor - M V I	<u>106.75</u>

1,693,556.69

SPECIAL REVENUE FUNDS ... GRANTS

Grants ... General, Energy Efficiency	0.00
Grants ... Law Enforcement, Emergency Services P25 Compliant Radio	75,248.14
PML Loan Star Library	258.39
PML PAC-Pug	211.40
Airport Capital Project Grant	<u>15.18</u>

75,733.11

**FY2014-2015
 GILLESPIE COUNTY, TEXAS**

**CASH / INVESTMENT BALANCES
 OF ALL FUNDS MANAGED BY COUNTY TREASURER**

For Period Ended October 31, 2014

**CERTIFICATES OF OBLIGATION BONDS
 and
 GENERAL OBLIGATION BONDS**

...
Operating Accounts

GOB Series 2013 ... Jail Project	<u>4,492,604.37</u>	<u>4,492,604.37</u>	
----------------------------------	---------------------	---------------------	--

**CERTIFICATES OF OBLIGATION BONDS
 and
 GENERAL OBLIGATION BONDS**

...
Interest & Sinking Accounts

COB Series 2001/GOB Refunding Series 2010 ... Interest & Sinking	38,385.37		
GOB Series 2013 ... Interest & Sinking	<u>227,358.98</u>	<u>265,744.35</u>	

TRUST and AGENCY FUNDS

Criminal Justice	975.00		
Waste Water (State Fee)	230.00		
County Attorney Hot Check	10,317.01		
McDermott (PML)	142,206.75		
Breiten (PML)	213,658.59		
Justice Of The Peace No. 1	26,823.10		
Justice Of The Peace No. 2	27,707.33		
Appellate Judicial System	0.04		
Alternative Dispute Resolution	0.00		
Unclaimed Monies	54,211.45		
County Clerk Operating	43,111.67		
District Clerk Operating	46,546.29		
Light Up The Block	<u>3.48</u>	<u>565,790.71</u>	<u>17,978,164.94</u>

FUNDS PENDING RELEASE

Check(s) pending release	0.00		
EFT(s) pending release	<u>0.00</u>	<u>0.00</u>	<u>0.00</u>

CHANGE FUNDS

General Fund (F.10) ... cash provider to various offices	3,100.00		
Sheriff Seizure Fund (F.30)	1,950.00		
County Attorney Hot Check Fund (F.80)	<u>50.00</u>	<u>5,100.00</u>	<u>5,100.00</u>

FY2014-2015
 GILLESPIE COUNTY, TEXAS

CASH / INVESTMENT BALANCES
 OF ALL FUNDS MANAGED BY COUNTY TREASURER

For Period Ended October 31, 2014

UNALLOCATED MONIES

Checking Accounts

Justice of Peace No 1 Checking...credit card payment pending	2,705.00		
Justice of Peace No 2 Checking...unaccountable funds from 02.28.1999 ... date check book was turned over to County Treasurer	(98.56)		
Justice of Peace No 2 Checking...NSF to County financial	(20.00)		
County Attorney Hot Check Checking...credit card payments pending	135.00		
Justice of Peace No 2 Checking...credit card payments pending	150.00		
Justice of Peace No 2 Checking...credit card payments pending	324.00	<u>3,195.44</u>	

Investment Pools ... Investment Service For Public Funds

TexPool ... General	0.00		
TexPool ... COB Series 2001/GOB Series 2010 Interest & Sinking	0.00		
TexPool ... GOB Series 2013 Jail Project	0.00		
Texas Class ... GOB Series 2013 Jail Project	<u>0.00</u>	<u>0.00</u>	

Other Unallocated Funds

none reported	<u>0.00</u>	<u>0.00</u>	<u>3,195.44</u>
---------------	-------------	-------------	-----------------

17,986,460.38

FY2014-2015
 GILLESPIE COUNTY, TEXAS

CASH / INVESTMENT BALANCES
 OF ALL FUNDS MANAGED BY COUNTY TREASURER

For Period Ended October 31, 2014

CHECKING and INVESTMENT ACCOUNTS

CHECKING ACCOUNTS

GENERAL OPERATING ... Interest Bearing Checking	(208.81)	
Cash On Hand	0.00	
Deposit In Process	30.00	
Deposit In Process	27.00	
Deposit In Process	41,362.46	
Deposit In Process		
Online Transfer		
Online Transfer		
Outstanding Financial Checks	(146,688.72)	
Outstanding Payroll Checks	(3,478.80)	
Check(s) pending release	0.00	(108,956.87)
GENERAL OPERATING ... Interest Bearing Sweep Account		
Sweep of General Operating Checking	4,641,096.57	4,641,096.57
COB Series 2001 / GORefunding Series 2010 INTEREST & SINKING Checking	37,675.38	
Cash On Hand	0.00	
Deposit In Process	0.00	
Outstanding Checks	0.00	37,675.38
COUNTY ATTORNEY HOT CHECK ... Interest Bearing Checking	13,769.25	
Cash On Hand	0.00	
Deposit In Process	80.00	
Outstanding Checks	(3,397.24)	10,452.01
APPELLATE JUDICIAL ... Interest Bearing Checking	1,036.61	
Cash On Hand	0.00	
Deposit In Process	0.00	
Online Transfer	0.00	
Online Transfer	0.00	
Outstanding Checks	(1,036.57)	0.04
JUSTICE OF THE PEACE No 1 ... Interest Bearing Checking	29,973.05	
Cash On Hand	0.00	
Deposit In Process	415.00	
Outstanding Checks	(859.95)	29,528.10
JUSTICE OF THE PEACE No 2 ... Interest Bearing Checking	28,222.24	
Cash On Hand	0.00	
Deposit On Hand	347.00	
Outstanding Checks	(506.47)	28,062.77

FY2014-2015
 GILLESPIE COUNTY, TEXAS

CASH / INVESTMENT BALANCES
 OF ALL FUNDS MANAGED BY COUNTY TREASURER

For Period Ended October 31, 2014

CHECKING ACCOUNTS ... Continued			
COUNTY CLERK ... Interest Bearing Checking	42,495.00		
Cash On Hand	0.00		
Deposit In Process	1,662.50		
Deposit In Process	373.32		
Deposit In Process	0.00		
Outstanding Checks...checks outstanding prior to 10.01.2009	(108.50)		
Outstanding Checks...outstanding checks post 09.30.2009	(1,310.65)	43,111.67	
DISTRICT CLERK ... Interest Bearing Checking	54,857.31		
Cash On Hand	0.00		
Deposit In Process	624.02		
Outstanding Checks...checks outstanding prior to 10.01.2009	(4,361.86)		
Outstanding Checks...outstanding checks post 09.30.2009	(4,573.18)	46,546.29	
GOB SERIES 2013 - Jail Project ... Interest Bearing Checking	1.00		
Cash On Hand	0.00		
Online Transfer	0.00		
Deposit In Process	0.00		
Outstanding Checks	(27,027.18)	(27,026.18)	
GOB SERIES 2013 - Jail Project ... Interest Bearing Sweep Account			
Sweep of GOB 2013 Jail Project Checking	2,286,620.56	2,286,620.56	
GOB SERIES 2013 - Interest & Sinking ... Interest Bearing Checking	227,358.98		
Cash On Hand	0.00		
Deposit In Process	0.00		
Outstanding Checks	0.00	227,358.98	7,214,469.32

FY2014-2015
 GILLESPIE COUNTY, TEXAS

CASH / INVESTMENT BALANCES
 OF ALL FUNDS MANAGED BY COUNTY TREASURER

For Period Ended October 31, 2014

TIME CERTIFICATE OF DEPOSIT(s)

All General Fund (10.) Investments

Blanco National Bank

BNB CD .. 0.45% per annum, paid monthly .. 11.07.2014 maturity	100,000.00	
BNB CD .. 0.45% per annum, paid monthly .. 02.11.2015 maturity	100,000.00	
BNB CD .. 0.45% per annum, paid monthly .. 01.02.2015 maturity	100,000.00	
BNB CD .. 0.45% per annum, paid monthly .. 07.19.2015 maturity	100,000.00	
BNB CD .. 0.45% per annum, paid monthly .. 03.07.2015 maturity	100,000.00	
BNB CD .. 0.45% per annum, paid monthly .. 09.07.2015 maturity	100,000.00	
BNB CD .. 0.45% per annum, paid monthly .. 10.07.2015 maturity	100,000.00	
BNB CD .. 0.45% per annum, paid monthly .. 05.28.2015 maturity	100,000.00	
BNB CD .. 0.45% per annum, paid monthly .. 05.28.2015 maturity	100,000.00	
BNB CD .. 0.45% per annum, paid monthly .. 08.02.2015 maturity	100,000.00	
BNB CD .. 0.45% per annum, paid monthly .. 11.02.2014 maturity	100,000.00	
BNB CD .. 0.45% per annum, paid monthly .. 12.02.2014 maturity	100,000.00	
BNB CD .. 0.45% per annum, paid monthly .. 04.18.2015 maturity	100,000.00	
BNB CD .. 0.45% per annum, paid monthly .. 11.22.2014 maturity	100,000.00	
BNB CD .. 0.45% per annum, paid monthly .. 01.30.2015 maturity	100,000.00	
BNB CD .. 0.45% per annum, paid monthly .. 01.30.2015 maturity	100,000.00	
BNB CD .. 0.45% per annum, paid monthly .. 03.05.2015 maturity	100,000.00	
BNB CD .. 0.45% per annum, paid monthly .. 04.01.2015 maturity	100,000.00	
BNB CD .. 0.45% per annum, paid monthly .. 12.01.2014 maturity	100,000.00	
BNB CD .. 0.45% per annum, paid monthly .. 04.01.2015 maturity	100,000.00	
BNB CD .. 0.45% per annum, paid monthly .. 04.01.2015 maturity	100,000.00	
BNB CD .. 0.45% per annum, paid monthly .. 04.15.2015 maturity	100,000.00	
BNB CD .. 0.45% per annum, paid monthly .. 06.01.2015 maturity	100,000.00	
BNB CD .. 0.45% per annum, paid monthly .. 06.15.2015 maturity	<u>100,000.00</u>	<u>2,400,000.00</u>

Security State Bank & Trust (County Depository)

SSB&T CD .. 0.35% per annum, paid monthly .. 02.11.2015 maturity	100,000.00	
SSB&T CD .. 0.35% per annum, paid monthly .. 05.02.2015 maturity	100,000.00	
SSB&T CD .. 0.35% per annum, paid monthly .. 02.28.2015 maturity	100,000.00	
SSB&T CD .. 0.35% per annum, paid monthly .. 10.29.2015 maturity	100,000.00	
SSB&T CD .. 0.35% per annum, paid monthly .. 03.04.2015 maturity	250,000.00	
SSB&T CD .. 0.35% per annum, paid monthly .. 04.01.2015 maturity	500,000.00	
SSB&T CD .. 0.35% per annum, paid monthly .. 07.01.2015 maturity	500,000.00	
SSB&T CD .. 0.35% per annum, paid monthly .. 10.01.2015 maturity	500,000.00	
SSB&T CD .. 0.35% per annum, paid monthly .. 01.01.2015 maturity	<u>500,000.00</u>	<u>2,650,000.00</u> <u>5,050,000.00</u>

**FY2014-2015
 GILLESPIE COUNTY, TEXAS**

**CASH / INVESTMENT BALANCES
 OF ALL FUNDS MANAGED BY COUNTY TREASURER**

For Period Ended October 31, 2014

INVESTMENT POOLS ... Investment Service For Public Funds			
TexPool			
GENERAL ... Multi-Fund Account	3,483,171.08		
Deposit In Process	0.00		
Monies In Transit	<u>0.00</u>	<u>3,483,171.08</u>	
COB SERIES 2001/GORefunding SERIES 2010 ... Interest & Sinking	709.99		
Deposit In Process	0.00		
Monies In Transit	<u>0.00</u>	<u>709.99</u>	
GOB SERIES 2013 ... Jail Project	100,995.21		
Deposit In Process	0.00		
Monies In Transit	<u>0.00</u>	<u>100,995.21</u>	
TexPool sub-total		<u>3,584,876.28</u>	
Texas Class			
GOB SERIES 2013 ... Jail Project	2,132,014.78		
Deposit In Process	0.00		
Monies In Transit	<u>0.00</u>	<u>2,132,014.78</u>	<u>5,716,891.06</u>
CHANGE FUNDS			
Under General Fund (F.10)			
Tax Office ... Teller Drawers (4)	1,200.00		
Tax Office ... Office Administration	100.00		
County Clerk	100.00		
District Clerk	100.00		
Justice of Peace No 1	200.00		
Justice of Peace No 2	200.00		
Pioneer Memorial Library	100.00		
Sheriff ... LEC Administration	50.00		
Sheriff ... LEB Jail Operations	50.00		
County Treasurer	1,000.00		
County Warehouse	<u>0.00</u>	<u>3,100.00</u>	
Under Sheriff Seizure (F.30)			
Sheriff ... Administrative Office	<u>1,950.00</u>	<u>1,950.00</u>	
Under County Attorney Hot Check (F.80)			
County Attorney	<u>50.00</u>	<u>50.00</u>	<u>5,100.00</u>
			17,986,460.38

**FY2014-2015
 GILLESPIE COUNTY, TEXAS
 CASH / INVESTMENT BALANCES
 OF ALL FUNDS MANAGED BY COUNTY TREASURER**

For Period Ended October 31, 2014

DISTRICT CLERK HOLDING					
HOLDING ACCOUNT (s)			CASH and INVESTMENTS		
	holding account(s)	<u>519,968.62</u>	<u>519,968.62</u>	<u>519,968.62</u>	519,968.62
 INVESTMENT POOLS ... Investment Service For Public Funds					
	TEXPOOL ... DISTRICT CLERK HOLDING	519,968.62			
	Deposit In Process	0.00			
	Monies In Transit	<u>0.00</u>	<u>519,968.62</u>	<u>519,968.62</u>	519,968.62

COUNTY CLERK HOLDING					
HOLDING ACCOUNT (s)			CASH and INVESTMENTS		
	holding account(s)	<u>120,484.78</u>	<u>120,484.78</u>	<u>120,484.78</u>	120,484.78
 INVESTMENT POOLS ... Investment Service For Public Funds					
	TEXPOOL ... COUNTY CLERK HOLDING	120,484.78			
	Deposit In Process	0.00			
	Monies In Transit	<u>0.00</u>	<u>120,484.78</u>	<u>120,484.78</u>	120,484.78



 Laura Lundquist, C.C.T., C.I.O.
 Gillespie County Treasurer
 Gillespie County, Texas

**FY2014-2015
GILLESPIE COUNTY, TEXAS
STATEMENT OF
Receipts, Disbursements, Electronic Funds Transfers, Payroll, Interfund Transfers, Adjustments, and Time Investments
of County Funds Managed by County Treasurer**

For the Period Ended October 31, 2014

FY2014-2015 For Current Account Period	Cash Balance as of 09.30.2014	Receipts	Disbursements	Electronic Fund Transfers	Payroll	Total Disbursements	Interfund Allocations In	Interfund Allocations Out	FY2015 Adjustments	FY2014 YE Adjustments	Cash Balances as of 10.31.2014	Time Investments	Adjusted Cash Balance as of 10.31.2014	FY2014-2015 For Current Account Period													
GENERAL and ROAD & BRIDGE ... Maintenance & Operating Funds														GENERAL and ROAD & BRIDGE ... Maintenance & Operating Funds													
F10 General	9,427,791.73	1,363,128.22	604,854.46	234,077.69	216,163.11	1,055,095.26					9,735,824.69	5,050,000.00	4,685,824.69	F10 General													
Road & Bridge Funds														Road & Bridge Funds													
F15 County Wide	378,620.01	111,991.83	7,811.90		2,139.08	9,950.98					480,660.86		480,660.86	F15 County Wide													
F16 Precinct No 1	241,992.22	19.87	60,112.55		19,769.78	79,882.33					162,129.76		162,129.76	F16 Precinct No 1													
F17 Precinct No 2	250,708.69	26.69	18,880.94		12,296.72	31,177.66					219,557.72		219,557.72	F17 Precinct No 2													
F18 Precinct No 3	143,588.42	1.72	38,950.98		16,127.47	55,078.45					88,511.69		88,511.69	F18 Precinct No 3													
F19 Precinct No 4	228,968.64	24.53	16,478.31		14,463.87	30,942.18					198,050.99		198,050.99	F19 Precinct No 4													
Sub-Total R&B	1,243,877.96	112,064.64	142,234.66	0.00	64,796.92	207,031.60	0.00	0.00	0.00	0.00	1,146,911.02	0.00	1,146,911.02	Sub-Total R&B													
Sub-Totals General / Road & Bridge ... Maintenance & Operating Funds	10,671,669.71	1,475,192.86	747,089.14	234,077.69	280,960.03	1,262,126.86	0.00	0.00	0.00	0.00	10,884,735.71	5,050,000.00	5,834,735.71	Sub-Totals General / Road & Bridge ... Maintenance & Operating Funds													

**FY2014-2015
 GILLESPIE COUNTY, TEXAS
 STATEMENT OF
 Receipts, Disbursements, Electronic Funds Transfers, Payroll, Interfund Transfers, Adjustments, and Time Investments
 of County Funds Managed by County Treasurer
 For the Period Ended October 31, 2014**

FY2014-2015	For Current	Balance	Receipts	Disbursements	Electronic Funds Transfers	Payroll	Total Disbursements	In	Out	Adjustments	FY2015	Adjustments	FY2014	Cash	Investments	Adjusted	As of	Account Period	
	as of	as of	as of	as of	as of	as of	as of	as of	as of	as of	as of	as of	as of	as of	as of	as of	as of	as of	
	09/30/2014	10/31/2014	10/31/2014	10/31/2014	10/31/2014	10/31/2014	10/31/2014	10/31/2014	10/31/2014	10/31/2014	10/31/2014	10/31/2014	10/31/2014	10/31/2014	10/31/2014	10/31/2014	10/31/2014	10/31/2014	

SPECIAL REVENUE																			
F20 Law Library	13,480.79	2,329.30	508.50	508.50															F20 Law Library
F21 Lateral Road Precinct																			F21 Lateral Road Precinct
Dep's																			Dep's
Precinct No 1	0.00	6,633.18	0.00	6,633.18															Precinct No 1
Precinct No 2	0.00	6,633.18	0.00	6,633.18															Precinct No 2
Precinct No 3	0.00	6,633.18	0.00	6,633.18															Precinct No 3
Precinct No 4	0.00	6,633.18	0.00	6,633.18															Precinct No 4
F24 Probate	26,340.90	184.55	0.00	26,525.45															F24 Probate
F25 Court Reporter	236.68	847.89	0.00	1,084.57															F25 Court Reporter
F28 County Records Mgmt	83,503.81	1,182.37	0.00	84,686.18															F28 County Records Mgmt
F29 County Clerk Records	86,517.49	5,671.42	2.00	1,793.55															F29 County Clerk Records
F30 Sheriff Forfeiture	15,712.92	904.03	311.25	16,305.70															F30 Sheriff Forfeiture
F31 Sheriff Abandoned Vehicle	1,199.37	0.14	0.00	1,199.51															F31 Sheriff Abandoned Vehicle
F31 Justice Court Bldg Security	27,149.25	201.62	0.00	27,350.87															F31 Justice Court Bldg Security
F32 Courthouse Security	12,630.03	1,622.69	4,202.93	10,044.48															F32 Courthouse Security
F34 District Clerk Records	5,630.28	327.63	0.00	5,957.91															F34 District Clerk Records
Mgmt																			Mgmt
F35 County & District Courts	13,523.64	662.61	0.00	14,186.25															F35 County & District Courts
Technology																			Technology
F36 Occupancy Tax	447,100.78	88,720.76	0.00	535,821.54															F36 Occupancy Tax
F37 Pretrial Intervention	123,025.71	123,025.71	0.00	123,025.71															F37 Pretrial Intervention
F51 Justice Court Technology	102,554.58	818.44	0.00	103,373.02															F51 Justice Court Technology
F72 Airport Operating	598,769.47	24,421.62	4,076.66	594,917.45															F72 Airport Operating
F78 LEOSE-Sheriff	2,058.58	0.00	0.00	2,058.58															F78 LEOSE-Sheriff
F79 LEOSE-Constable 1	7,379.00	0.00	0.00	7,379.00															F79 LEOSE-Constable 1
F79 LEOSE-Constable 2	6,105.88	0.00	0.00	6,105.88															F79 LEOSE-Constable 2
F81 Tax Assessor-M VI	106.75	0.00	0.00	106.75															F81 Tax Assessor-M VI
F40 Sheriff Equitable Sharing	1,200.17	0.00	0.00	1,200.17															F40 Sheriff Equitable Sharing
Sub-Totals	1,574,226.08	154,427.79	4,903.72	18,643.00	11,550.46	35,097.18	0.00	0.00	0.00	0.00	0.00	0.00	0.00	0.00	0.00	0.00	0.00	0.00	Sub-Totals
Special Revenue	1,574,226.08	154,427.79	4,903.72	18,643.00	11,550.46	35,097.18	0.00	0.00	0.00	0.00	0.00	0.00	0.00	0.00	0.00	0.00	0.00	0.00	Special Revenue

**FY2014-2015
GILLESPIE COUNTY, TEXAS
STATEMENT OF
Receipts, Disbursements, Electronic Funds Transfers, Payroll, Interfund Transfers, Adjustments, and Time Investments
of County Funds Managed by County Treasurer**

For the Period Ended October 31, 2014

FY2014-2015 For Current Account Period	Cash Balance as of 09.30.2014	Receipts	Disbursements	Electronic Fund Transfers	Payroll	Total Disbursements	Interfund Allocations In	Interfund Allocations Out	FY2015 Adjustments	FY2014 YE Adjustments	Cash Balances as of 10.31.2014	Time Investments	Adjusted Cash Balance as of 10.31.2014	FY2014-2015 For Current Account Period
--	--	----------	---------------	------------------------------	---------	------------------------	--------------------------------	---------------------------------	-----------------------	-----------------------------	---	---------------------	---	--

SPECIAL REVENUE ... GRANTS														
F11 Grants ... General - Energy Efficiency	0.00					0.00					0.00		0.00	F11 Grants ... General - Energy Efficiency
F11 Grants ... Law Enforcement, Emergency Services P25 Compliant Radio	75,248.14					0.00					75,248.14		75,248.14	F11 Grants ... Law Enforcement, Emergency Services P25 Compliant Radio
F54 PML ... Loan Star Grant	258.39					0.00					258.39		258.39	F54 PML ... Loan Star Grant
F54 PML ... PAC-HUG Grant	211.40					0.00					211.40		211.40	F54 PML ... PAC-HUG Grant
F71 Airport Capital Project Grant	15.18					0.00					15.18		15.18	F71 Airport Capital Project Grant
Sub-Totals	75,733.11	0.00	0.00	0.00	0.00	0.00	0.00	0.00	0.00	0.00	75,733.11	0.00	75,733.11	Sub-Totals
Special Revenue ... Grants		0.00	0.00	0.00	0.00	0.00	0.00	0.00	0.00	0.00	0.00	0.00	0.00	Special Revenue ... Grants

CERTIFICATES OF OBLIGATION BONDS and GENERAL OBLIGATION BONDS ... Operating Accounts														
F61 GOB Series 2013 ... Jail Project	5,249,856.00	765.21	758,016.84			758,016.84					4,492,604.37		4,492,604.37	F61 GOB Series 2013 ... Jail Project
Sub-Totals	5,249,856.00	765.21	758,016.84	0.00	0.00	758,016.84	0.00	0.00	0.00	0.00	4,492,604.37	0.00	4,492,604.37	Sub-Totals
COB ... GOB Operating		765.21	758,016.84	0.00	0.00	758,016.84	0.00	0.00	0.00	0.00	4,492,604.37	0.00	4,492,604.37	COB ... GOB Operating

CERTIFICATES OF OBLIGATION BONDS and GENERAL OBLIGATION BONDS ... Interest & Sinking Accounts														
F62 GOB Series 2013 ... Interest & Sinking	186,733.10	40,625.88				0.00					227,358.98		227,358.98	F62 GOB Series 2013 ... Interest & Sinking
F53 COB Series 2001 / GOB Refunding Series 2013 ... Interest & Sinking	30,914.07	7,471.30				0.00					38,385.37		38,385.37	F53 COB Series 2001 / GOB Refunding Series 2013 ... Interest & Sinking
Sub-Totals	217,647.17	48,097.18	0.00	0.00	0.00	0.00	0.00	0.00	0.00	0.00	265,744.35	0.00	265,744.35	Sub-Totals
COB ... GOB I&S		48,097.18	0.00	0.00	0.00	0.00	0.00	0.00	0.00	0.00	265,744.35	0.00	265,744.35	COB ... GOB I&S

**FY2014-2015
GILLESPIE COUNTY, TEXAS
STATEMENT OF
Receipts, Disbursements, Electronic Funds Transfers, Payroll, Interfund Transfers, Adjustments, and Time Investments
of County Funds Managed by County Treasurer**

For the Period Ended October 31, 2014

FY2014-2015 For Current Account Period	Cash Balance as of 09.30.2014	Receipts	Disbursements	Electronic Fund Transfers	Payroll	Total Disbursements	Interfund Allocations In	Interfund Allocations Out	FY2015 Adjustments	FY2014 YE Adjustments	Cash Balances as of 10.31.2014	Time Investments	Adjusted Cash Balance as of 10.31.2014	FY2014-2015 For Current Account Period
TRUST and AGENCY														
F22 Criminal Justice	56,439.35	24,464.71	292.35	79,636.71		79,929.06					975.00		975.00	F22 Criminal Justice
F27 Waste Water	610.00	120.00	500.00			500.00					230.00		230.00	F27 Waste Water
F80 County Attorney Hot Check	11,142.69	2,264.24	3,089.92			3,089.92					10,317.01		10,317.01	F80 County Attorney Hot Check
F89 McDermott (PML)	144,339.67	17.45	2,150.37			2,150.37					142,206.75		142,206.75	F89 McDermott (PML)
F92 Breiten (PML)	213,777.98	26.23	145.62			145.62					213,658.59		213,658.59	F92 Breiten (PML)
F85 Justice Of Peace 1	36,196.17	11,703.31	21,076.38			21,076.38					26,823.10		26,823.10	F85 Justice Of Peace 1
F86 Justice Of Peace 2	25,655.83	23,486.98	21,435.48			21,435.48					27,707.33		27,707.33	F86 Justice Of Peace 2
F83 Appellate Judicial	703.81	332.80	1,036.57			1,036.57					0.04		0.04	F83 Appellate Judicial
F84 Alternative Dispute Resolution	720.00	735.51	1,455.51			1,455.51					0.00		0.00	F84 Alternative Dispute Resolution
F90 Unclaimed Monies	55,949.27		1,737.82			1,737.82					54,211.45		54,211.45	F90 Unclaimed Monies
F94 County Clerk Operating	43,947.02	42,044.15	42,879.50			42,879.50					43,111.67		43,111.67	F94 County Clerk Operating
F95 District Clerk Operating	86,979.66	20,314.46	60,747.83			60,747.83					46,546.29		46,546.29	F95 District Clerk Operating
F99 Light Up The Block	3.48					0.00					3.48		3.48	F99 Light Up The Block
Sub-Totals Trust and Agency	676,464.93	125,509.84	156,547.35	79,636.71	0.00	236,184.06	0.00	0.00	0.00	0.00	565,790.71	0.00	565,790.71	Sub-Totals Trust and Agency
TOTALS ALL FUNDS	18,465,597.00	1,803,992.88	1,666,557.05	332,357.40	292,510.49	2,291,424.94	0.00	0.00	0.00	0.00	17,978,164.94	5,050,000.00	12,928,164.94	TOTALS ALL FUNDS

**FY2014-2015
GILLESPIE COUNTY, TEXAS
STATEMENT OF
Receipts, Disbursements, Electronic Funds Transfers, Payroll, Interfund Transfers, Adjustments, and Time Investments
of County Funds Managed by County Treasurer
Fiscal Year to Date as of Period Ended October 31, 2014**

FY2014-2015 Fiscal Year to Date	09.30.2014 as of	Receipts	Disbursements	Fund Transfers	Electronic	Payroll	Total Disbursements	In Interfund Allocations	Out Interfund Allocations	FY2015 Adjustments	FY2014 YE Adjustments	Cash Balances as of 10.31.2014	Time Investments as of 10.31.2014	Fiscal Year to Date as of Period Ended FY2014-2015
------------------------------------	---------------------	----------	---------------	----------------	------------	---------	------------------------	--------------------------------	---------------------------------	-----------------------	-----------------------------	---	--	--

GENERAL and ROAD & BRIDGE ... Maintenance & Operating Funds														
F10 General	9,427,791.73	1,363,128.22	604,854.46	234,077.69	216,163.11	1,055,095.26					9,735,824.69	5,050,000.00	4,685,824.69	F10 General
Road & Bridge Funds														
F15 County Wide	378,620.01	111,991.83	7,811.90		2,139.08	9,950.98					480,660.86		480,660.86	F15 County Wide
F16 Precinct No 1	241,992.22	19.87	60,112.55		19,769.78	79,882.33					162,129.76		162,129.76	F16 Precinct No 1
F17 Precinct No 2	250,708.69	26.69	18,880.94		12,296.72	31,177.66					219,557.72		219,557.72	F17 Precinct No 2
F18 Precinct No 3	143,588.42	1.72	38,950.98		16,127.47	55,078.45					88,511.69		88,511.69	F18 Precinct No 3
F19 Precinct No 4	228,968.64	24.53	16,478.31		14,463.87	30,942.18					198,050.99		198,050.99	F19 Precinct No 4
Sub-Totals R&B	1,243,877.98	112,064.64	142,234.68		64,796.92	207,031.60					1,148,911.02		1,148,911.02	Sub-Totals R&B
Sub-Totals	10,671,669.71	1,475,192.86	747,089.14	234,077.69	280,960.03	1,262,126.86				0.00	10,884,735.71	5,050,000.00	5,834,735.71	Sub-Totals
GENERAL and ROAD & BRIDGE ... Maintenance & Operating Funds														

**FY2014-2015
GILLESPIE COUNTY, TEXAS
STATEMENT OF
Receipts, Disbursements, Electronic Funds Transfers, Payroll, Interfund Transfers, Adjustments, and Time Investments
of County Funds Managed by County Treasurer**

Fiscal Year to Date as of Period Ended October 31, 2014

FY2014-2015 Fiscal Year to Date as of Period Ended	Cash Balance as of 09.30.2014	Receipts	Disbursements	Electronic Fund Transfers	Payroll	Total Disbursements	Interfund Allocations In	Interfund Allocations Out	FY2015 Adjustments	FY2014 YE Adjustments	Cash Balances as of 10.31.2014	Time Investments	Adjusted Cash Balance as of 10.31.2014	FY2014-2015 Fiscal Year to Date as of Period Ended
SPECIAL REVENUE														
F20 Law Library	13,480.79	2,329.30	508.50			508.50					15,301.59		15,301.59	F20 Law Library
F21 Lateral Road Precinct Depts														F21 Lateral Road Precinct Depts
Precinct No 1	0.00	6,633.18				0.00					6,633.18		6,633.18	Precinct No 1
Precinct No 2	0.00	6,633.18				0.00					6,633.18		6,633.18	Precinct No 2
Precinct No 3	0.00	6,633.18				0.00					6,633.18		6,633.18	Precinct No 3
Precinct No 4	0.00	6,633.18				0.00					6,633.18		6,633.18	Precinct No 4
F24 Probate	26,340.90	184.55				0.00					26,525.45		26,525.45	F24 Probate
F25 Court Reporter	236.68	847.89				0.00					1,084.57		1,084.57	F25 Court Reporter
F28 County Records Mgmt	83,503.81	1,182.37				0.00					84,686.18		84,686.18	F28 County Records Mgmt
F29 County Clerk Records Mgmt	86,517.49	5,671.42	2.00		1,793.55	1,795.55					90,393.36		90,393.36	F29 County Clerk Records Mgmt
F30 Sheriff Forfeiture	15,712.92	904.03	311.25			311.25					16,305.70		16,305.70	F30 Sheriff Forfeiture
F31 Sheriff Abandoned Vehicle Security	1,199.37	0.14				0.00					1,199.51		1,199.51	F31 Sheriff Abandoned Vehicle Security
F32 Courthouse Security	27,149.25	201.62			4,202.93	4,202.24					27,350.87		27,350.87	F32 Courthouse Security
F34 District Clerk Records Mgmt	12,630.03	1,622.69	5.31			0.00					10,044.48		10,044.48	F34 District Clerk Records Mgmt
F35 County & District Courts Technology	5,630.28	327.63				0.00					5,957.91		5,957.91	F35 County & District Courts Technology
F36 Occupancy Tax	13,523.64	662.61				0.00					14,186.25		14,186.25	F36 Occupancy Tax
F37 Pretrial Intervention	447,100.78	88,720.76				0.00					535,821.54		535,821.54	F37 Pretrial Intervention
F51 Justice Court Technology	123,025.71					0.00					123,025.71		123,025.71	F51 Justice Court Technology
F72 Airport Operating	102,554.58	818.44				0.00					103,373.02		103,373.02	F72 Airport Operating
F78 LOOSE-Sheriff	598,769.47	24,421.62	4,076.66	18,643.00	5,553.98	28,273.64					594,917.45		594,917.45	F78 LOOSE-Sheriff
F79 LOOSE-Constable 1	2,058.58					0.00					2,058.58		2,058.58	F79 LOOSE-Constable 1
F82 LOOSE-Constable 2	7,379.00					0.00					7,379.00		7,379.00	F82 LOOSE-Constable 2
F81 Tax Assessor-M V I	6,105.88					0.00					6,105.88		6,105.88	F81 Tax Assessor-M V I
F40 Sheriff Equitable Sharing	106.75					0.00					106.75		106.75	F40 Sheriff Equitable Sharing
	1,200.17					0.00					1,200.17		1,200.17	
Sub-Totals	1,574,226.08	154,427.79	4,903.72	18,643.00	11,550.46	38,097.18	0.00	0.00	0.00	0.00	1,693,556.69	0.00	1,693,556.69	Sub-Totals Special Revenue

FY2014-2015
GILLESPIE COUNTY, TEXAS
STATEMENT OF
Receipts, Disbursements, Electronic Funds Transfers, Payroll, Interfund Transfers, Adjustments, and Time Investments
of County Funds Managed by County Treasurer

Fiscal Year to Date as of Period Ended October 31, 2014

FY2014-2015 Fiscal Year to Date as of Period Ended	Cash Balance as of 09.30.2014	Receipts	Disbursements	Electronic Fund Transfers	Payroll	Total Disbursements	Interfund Allocations In	Interfund Allocations Out	FY2015 Adjustments	FY2014 YE Adjustments	Cash Balances as of 10.31.2014	Time Investments	Adjusted Cash Balance as of 10.31.2014	FY2014-2015 Fiscal Year to Date as of Period Ended
--	--	----------	---------------	------------------------------	---------	------------------------	--------------------------------	---------------------------------	-----------------------	-----------------------------	---	---------------------	---	--

SPECIAL REVENUE ... GRANTS														
F11 Grants ... General - Energy Efficiency	0.00					0.00					0.00		0.00	F11 Grants ... General - Energy Efficiency
F11 Grants ... Law Enforcement, Emergency Services P25 Compliant Radio	75,248.14					0.00					75,248.14		75,248.14	F11 Grants ... Law Enforcement, Emergency Services P25 Compliant Radio
F54 PML ... Loan Star Grant	258.39					0.00					258.39		258.39	F54 PML ... Loan Star Grant
F54 PML ... PAC-HUG Grant	211.40					0.00					211.40		211.40	F54 PML ... PAC-HUG Grant
F71 Airport Capital Project Grant	15.18					0.00					15.18		15.18	F71 Airport Capital Project Grant
Sub-Totals Special Revenue .. Grants	75,733.11	0.00	0.00	0.00	0.00	0.00	0.00	0.00	0.00	0.00	75,733.11	0.00	75,733.11	Sub-Totals Special Revenue .. Grants

CERTIFICATES OF OBLIGATION BONDS and GENERAL OBLIGATION BONDS ... Operating Accounts														
F61 GOB Series 2013 ... Jail Project	5,249,856.00	765.21	758,016.84			758,016.84					4,492,604.37		4,492,604.37	F61 GOB Series 2013 ... Jail Project
Sub-Totals COB ... GOB Operating	5,249,856.00	765.21	758,016.84	0.00	0.00	758,016.84	0.00	0.00	0.00	0.00	4,492,604.37	0.00	4,492,604.37	Sub-Totals COB ... GOB Operating

CERTIFICATES OF OBLIGATION BONDS and GENERAL OBLIGATION BONDS ... Interest & Sinking Accounts														
F62 GOB Series 2013 ... Interest & Sinking	186,733.10	40,625.88				0.00					227,358.98		227,358.98	F62 GOB Series 2013 ... Interest & Sinking
F53 COB Series 2001 / GOB Refunding Series 2013 ... Interest & Sinking	30,914.07	7,471.30				0.00					38,385.37		38,385.37	F53 COB Series 2001 / GOB Refunding Series 2013 ... Interest & Sinking
Sub-Totals COB ... GOB I&S	217,647.17	48,097.18	0.00	0.00	0.00	0.00	0.00	0.00	0.00	0.00	265,744.35	0.00	265,744.35	Sub-Totals COB ... GOB I&S

**FY2014-2015
GILLESPIE COUNTY, TEXAS
STATEMENT OF
Receipts, Disbursements, Electronic Funds Transfers, Payroll, Interfund Transfers, Adjustments, and Time Investments
of County Funds Managed by County Treasurer**

Fiscal Year to Date as of Period Ended October 31, 2014

FY2014-2015 Fiscal Year to Date as of Period Ended	Cash Balance as of 09.30.2014	Receipts	Disbursements	Electronic Fund Transfers	Payroll	Total Disbursements	Interfund Allocations In	Interfund Allocations Out	FY2015 Adjustments	FY2014 YE Adjustments	Cash Balances as of 10.31.2014	Time Investments	Adjusted Cash Balance as of 10.31.2014	FY2014-2015 Fiscal Year to Date as of Period Ended
TRUST and AGENCY														
F22 Criminal Justice	56,439.35	24,464.71	292.35	79,636.71		79,929.06					975.00		975.00	F22 Criminal Justice
F27 Waste Water	610.00	120.00	500.00			500.00					230.00		230.00	F27 Waste Water
F80 County Attorney Hot Check	11,142.69	2,264.24	3,089.92			3,089.92					10,317.01		10,317.01	F80 County Attorney Hot Check
F89 McDermott (PML)	144,339.67	17.45	2,150.37			2,150.37					142,206.75		142,206.75	F89 McDermott (PML)
F92 Breiten (PML)	213,777.98	26.23	145.62			145.62					213,658.59		213,658.59	F92 Breiten (PML)
F85 Justice Of Peace 1	36,196.17	11,703.31	21,076.38			21,076.38					26,823.10		26,823.10	F85 Justice Of Peace 1
F86 Justice Of Peace 2	25,655.83	23,486.98	21,435.48			21,435.48					27,707.33		27,707.33	F86 Justice Of Peace 2
F83 Appellate Judicial	703.81	332.80	1,036.57			1,036.57					0.04		0.04	F83 Appellate Judicial
F84 Alternative Dispute Resolution	720.00	735.51	1,455.51			1,455.51					0.00		0.00	F84 Alternative Dispute Resolution
F90 Unclaimed Monies	55,949.27		1,737.82			1,737.82					54,211.45		54,211.45	F90 Unclaimed Monies
F94 County Clerk Operating	43,947.02	42,044.15	42,879.50			42,879.50					43,111.67		43,111.67	F94 County Clerk Operating
F95 District Clerk Operating	86,979.66	20,314.46	60,747.83			60,747.83					46,546.29		46,546.29	F95 District Clerk Operating
F99 Light Up The Block	3.48					0.00					3.48		3.48	F99 Light Up The Block
Sub-Totals Trust and Agency	676,464.93	125,509.84	156,547.35	79,636.71	0.00	236,184.06	0.00	0.00	0.00	0.00	565,790.71	0.00	565,790.71	Sub-Totals Trust and Agency
TOTALS ALL FUNDS	18,465,597.00	1,803,992.88	1,666,557.05	332,357.40	292,510.49	2,291,424.94	0.00	0.00	0.00	0.00	17,978,164.94	5,050,000.00	12,928,164.94	TOTALS ALL FUNDS

FY2014-2015
GILLESPIE COUNTY, TEXAS
STATEMENT OF

Fund Cash/ Investment Balances of All County Funds Managed By County Treasurer

FUND DESCRIPTION ACTIVE FUNDS		FY2015	FY2014	FY2013	FY2012	FY2011	FY2010	FY2009	FY2008	FY2007	FY2006	FY2005
As of 10.31.2014						As Of Fiscal Year Ending Date						
GENERAL and ROAD & BRIDGE Maintenance & Operating												
F10	General Fund											
	All Departments	9,735,824.69	9,427,791.73	7,929,967.87	6,382,410.44	7,099,577.50	8,058,141.42	9,262,263.41	8,857,295.99	7,871,493.01	6,391,051.39	4,764,571.70
Road & Bridge												
F15	County Wide	480,660.86	378,620.01	285,411.34	269,007.62	247,933.84	231,323.63	415,645.89	590,087.10	266,135.87	214,879.76	325,631.63
F16	Precinct No 1	162,129.76	241,992.22	241,285.37	245,176.66	314,264.01	419,950.01	310,192.73	159,578.97	288,106.85	214,159.86	146,948.45
F17	Precinct No 2	219,557.72	250,708.69	263,049.77	258,790.65	290,025.28	437,336.83	225,655.61	238,217.17	214,371.88	129,291.12	143,620.74
F18	Precinct No 3	88,511.69	143,588.42	266,091.82	255,513.57	302,798.14	356,974.50	189,553.20	94,153.92	261,697.98	131,482.78	89,710.29
F19	Precinct No 4	198,050.99	228,968.64	296,509.28	242,510.97	296,473.77	334,265.94	297,466.40	205,119.63	294,441.60	144,424.27	87,076.99
	Road & Bridge Sub-Totals	1,148,911.02	1,243,877.98	1,352,347.58	1,270,999.47	1,451,495.04	1,779,850.91	1,438,513.83	1,287,156.79	1,324,754.18	834,237.79	792,988.10
Sub-Totals General and Road & Bridge Maintenance & Operating		10,884,735.71	10,671,669.71	9,282,315.45	7,653,409.91	8,551,072.54	9,837,992.33	10,700,777.24	10,144,452.78	9,196,247.19	7,225,289.18	5,557,559.80

**FY2014-2015
GILLESPIE COUNTY, TEXAS
STATEMENT OF
Fund Cash/ Investment Balances of All County Funds Managed By County Treasurer**

FUND DESCRIPTION ACTIVE FUNDS		FY2015	FY2014	FY2013	FY2012	FY2011	FY2010	FY2009	FY2008	FY2007	FY2006	FY2005
As of 10.31.2014						As Of Fiscal Year Ending Date						
SPECIAL REVENUE												
F20	Law Library	15,301.59	13,480.79	22,378.86	28,338.91	39,192.23	43,400.98	41,852.55	42,419.59	40,079.68	36,066.66	31,284.42
F21	Lateral Road Precinct Depts								31,328.62	18,897.94	0.00	12,377.05
	Precinct No 1	6,633.18	0.00	0.00	0.00	0.00	0.00	0.00				
	Precinct No 2	6,633.18	0.00	0.00	0.00	0.00	0.00	0.00				
	Precinct No 3	6,633.18	0.00	0.00	0.00	0.00	0.00	0.00				
	Precinct No 4	6,633.18	0.00	0.00	0.00	0.00	0.00	0.00				
F24	Probate Training	26,525.45	26,340.90	23,622.04	19,141.40	16,237.87	12,211.95	9,105.91	5,897.08	3,645.71	3,765.83	3,195.83
F25	Court Reporter Service	1,084.57	236.68	2,457.15	772.43	531.72	3,586.72	3,925.99	4,749.95	4,047.90	5,121.28	5,477.58
F28	County Records Mgt	84,686.18	83,503.81	75,768.96	68,085.54	60,798.05	85,746.02	83,499.27	78,601.53	67,393.03	58,717.22	51,017.76
F29	County Clerk Rcds Mgt	90,393.36	86,517.49	60,025.77	49,201.97	50,654.52	68,198.97	73,472.48	70,443.27	82,242.00	72,150.57	72,669.38
F30	Sheriff Forfeiture	16,305.70	15,712.92	15,899.44	11,441.71	7,858.55	9,611.45	9,686.21	7,929.49	7,672.56	7,249.58	5,649.05
F97	Sheriff Abandoned Vehicle	1,199.51	1,199.37	1,197.57	1,195.50	1,193.43	1,191.12	1,188.59				
F31	Justice Court Bldg Security	27,350.87	27,149.25	24,171.38	21,074.90	18,274.01	14,515.70	10,916.77	7,584.19	4,002.12	1,179.63	
F32	Courthouse Security	10,044.48	12,630.03	44,053.70	71,743.76	102,026.09	130,994.24	144,526.10	135,480.79	121,098.83	107,026.56	97,568.68
F34	Distist Clerk Records Mgmnt	5,957.91	5,630.28	5,335.50	3,698.05	5,990.38	4,439.59	2,786.99	1,052.78	1,379.12	3,360.24	2,440.00
F35	County & District Courts Technology	14,186.25	13,523.64	11,667.87	8,337.60	5,132.39	1,816.93					
F36	Occupacy Tax	535,821.54	447,100.78	390,614.91	338,673.95	308,813.75	320,237.64	317,065.36	247,888.90	119,121.10	0.00	
F37	Pretrial Intervention	123,025.71	123,025.71	122,525.71	114,790.71	66,662.71	28,926.64	13,800.00	7,300.00			
F51	Justice Court Technology	103,373.02	102,554.58	90,599.26	78,070.58	74,024.21	58,891.29	45,290.75	33,688.80	21,166.16	9,714.42	4,805.84
F72	Airport Operating	594,917.45	598,769.47	573,788.08	89,165.48	23,728.30	11,341.82	73,880.94	31,324.65	16,738.96	39,251.50	24,529.76
F78	LEOSE-Sheriff	2,058.58	2,058.58	0.00	1,126.08	4,026.08	2,976.21	7,014.12	5,446.60	4,467.33	3,818.12	2,074.71
F79	LEOSE-Constable 1	7,379.00	7,379.00	6,728.73	6,728.73	6,748.73	6,086.06	5,498.36	4,837.67	4,167.79	3,560.06	2,890.67
F82	LEOSE-Constable 2	6,105.88	6,105.88	5,455.61	5,455.61	5,455.61	5,537.84	5,421.92	4,761.23	4,091.35	3,785.87	3,116.48
F81	Tax Assessor MVI	106.75	106.75	106.75	106.75	95.92	73.66	73.66	0.00	2,290.79	2,178.41	1,833.73
F40	Sheriff Equitable Sharing	1,200.17	1,200.17									
	Sub-Totals											
	Special Revenue	1,693,556.69	1,574,226.08	1,476,397.29	917,149.66	797,444.55	809,784.83	849,005.97	720,735.14	522,502.37	356,945.95	320,930.94

FY2014-2015
GILLESPIE COUNTY, TEXAS
STATEMENT OF
Fund Cash/ Investment Balances of All County Funds Managed By County Treasurer

FUND DESCRIPTION ACTIVE FUNDS	FY2015	FY2014	FY2013	FY2012	FY2011	FY2010	FY2009	FY2008	FY2007	FY2006	FY2005
----------------------------------	--------	--------	--------	--------	--------	--------	--------	--------	--------	--------	--------

As of 10.31.2014

As Of Fiscal Year Ending Date

SPECIAL REVENUE ... GRANTS												
F11	Grants ... General - Energy Efficiency	0.00	0.00	0.00	0.00	38.98						
F11	Grants ... Law Enforcement, Emergency Services P25 Compliant Radio	75,248.14	75,248.14	(78,346.14)	0.00							
F54	PML...Loan Star Grant	258.39	258.39	258.39	258.39	258.39	254.04	345.29	522.91	293.50	65.12	
F54	PML...PAC-HUG Grant	211.40	211.40	211.40	211.40	211.40	211.40	211.06	209.40	6,634.72	6,307.45	
F71	Airport Capital Project Grant	15.18	15.18	11,795.25								
	Sub-Totals											
	Special Revenue ... Grants	75,733.11	75,733.11	(66,081.10)	469.79	508.77	465.44	556.35	732.31	6,928.22	6,372.57	28.36

CERTIFICATES OF OBLIGATION BONDS and GENERAL OBLIGATION BONDS											
Operating Accounts											
F61	GOB Series 2013 ... Jail Project	4,492,604.37	5,249,856.00	13,952,401.46							
	Sub-Totals										
	COB ... GOB Operating	4,492,604.37	5,249,856.00	13,952,401.46	0.00	0.00	0.00	0.00	0.00	0.00	0.00

CERTIFICATES OF OBLIGATION BONDS and GENERAL OBLIGATION BONDS												
Interest & Sinking Accounts												
F62	GOB Series 2013 ... Interest & Sinking	227,358.98	186,733.10	33,431.94								
F53	COB Series 2001 / GOB Refunding Series 2013 ... Interest & Sinking	38,385.37	30,914.07	37,851.74	30,199.42	28,061.84	2,624.28	8,069.04	82,110.37	95,558.09	31,073.48	
	Sub-Totals											
	COB ... GOB I&S	265,744.35	217,647.17	71,283.68	30,199.42	28,061.84	2,624.28	8,069.04	82,110.37	95,558.09	31,073.48	23,260.33

FY2014-2015
GILLESPIE COUNTY, TEXAS
STATEMENT OF
Fund Cash/ Investment Balances of All County Funds Managed By County Treasurer

FUND DESCRIPTION ACTIVE FUNDS		FY2015	FY2014	FY2013	FY2012	FY2011	FY2010	FY2009	FY2008	FY2007	FY2006	FY2005
		As of 10.31.2014	As Of Fiscal Year Ending Date									
TRUST and AGENCY												
F22	Criminal Justice	975.00	56,439.35	62,059.07	51,843.04	61,241.11	72,063.98	65,435.27	86,647.15	71,204.17	56,514.01	47,492.20
F27	Waste Water	230.00	610.00	500.00	660.00	450.00	630.00	590.00	910.00	300.00	2,500.00	1,090.00
F80	Co Attorney Hot Check	10,317.01	11,142.69	17,676.23	21,388.16	14,191.24	6,555.71	23,288.36	13,177.74	8,791.79	9,641.14	9,240.53
F89	McDermott	142,206.75	144,339.67	145,002.86	144,748.09	155,460.28	157,606.59	157,267.26	155,991.94	150,937.08	143,185.65	138,423.71
F92	Breiten	213,658.59	213,777.98	232,518.32	242,104.78	263,175.02	295,903.52	295,266.14	292,871.78	283,381.35	374,330.42	416,034.73
F85	Justice Peace No 1	26,823.10	36,196.17	38,870.87	32,802.78	31,544.44	42,704.30	27,861.46	32,606.50	31,714.74	31,364.72	20,388.07
F86	Justice Peace No 2	27,707.33	25,655.83	23,579.31	23,495.92	25,400.31	30,650.37	26,998.27	29,161.96	34,657.77	22,634.54	22,782.46
F83	Appellate Judicial	0.04	703.81	1,315.45	1,354.03	1,180.92	1,181.94	1,075.75	1,547.53	1,154.53	1,161.47	819.50
F84	Alternative Dispute	0.00	720.00	1,796.86	1,493.98	2,087.71	1,840.22	1,664.85	1,697.66	2,052.55	2,024.68	6,530.00
F90	Unclaimed Monies	54,211.45	55,949.27	50,746.77	48,698.94	47,544.20	47,757.66	46,394.14	43,344.41	36,840.41	5,213.28	4,961.20
F94	County Clerk Operating	43,111.67	43,947.02	33,039.61	38,409.66	32,375.08	41,376.98					
F95	District Clerk Operating	46,546.29	86,979.66	41,113.16	41,651.53	48,532.38	47,975.16					
F99	Light Up The Block	3.48	3.48	3.48	3.48	3.48	3.48	73.05	90.54	47.76	0.00	0.00
Sub-Totals Trust & Agency		565,790.71	676,464.93	648,221.99	648,654.39	683,186.17	746,249.91	645,914.55	658,047.21	621,082.15	648,569.91	667,762.40
TOTALS ALL ACTIVE FUNDS		17,978,164.94	18,465,597.00	25,364,538.77	9,249,883.17	10,060,273.87	11,397,116.79	12,204,323.15	11,606,077.81	10,442,318.02	8,268,251.09	6,569,541.83
		FY2015 As of 10.31.2014	FY2014	FY2013	FY2012	FY2011	FY2010	FY2009	FY2008	FY2007	FY2006	FY2005
			As Of Fiscal Year Ending Date									

**FY2014-2015
GILLESPIE COUNTY, TEXAS
STATEMENT OF
Fund Cash/ Investment Balances of All County Funds Managed By County Treasurer**

FUND DESCRIPTION INACTIVE FUNDS	FY2015	FY2014	FY2013	FY2012	FY2011	FY2010	FY2009	FY2008	FY2007	FY2006	FY2005
------------------------------------	--------	--------	--------	--------	--------	--------	--------	--------	--------	--------	--------

As of 10.31.2014

As Of Fiscal Year Ending Date

INACTIVE FUNDS												
F87	Flora Eckert				0.00	0.00	2,633.35	4,511.42	6,484.28	6,274.17	5,951.99	5,682.06
F49	Homeland Security (2)					0.00	0.00	0.00	0.00	0.00	0.00	0.00
F50	Homeland Security					0.00	0.00	0.00	0.00	0.00	100.00	0.00
F88	Krikorian					0.00	0.00	28,000.00	26,700.71	25,835.51	25,117.93	24,942.10
F38	Intoxication/Drug Court					0.00	0.00	0.00	869.40			
F33	Graffiti Eradication					0.00	0.00	0.00	0.00	0.00	0.00	0.00
F52	COB Series 2001					0.00	0.00	0.00	0.00	0.00	0.00	0.00
F--	County Court Records Archive...							0.00	0.00	0.00	0.00	0.00
F55	TIF Grant											
F56	1997 TCHCA-Fbg											
F74	Airport Economic											
F60	Post Office Certificates											
F26	Historical Commission											
F57	Harper-1996TCDP											
F58	Stonewall Grant #2											
F59	Stonewall Grant #1											
F91	DWI Educational											
F73	Airport Master											
F14	Internal Inventory											
TOTALS ALL INACTIVE FUNDS		0.00	0.00	0.00	0.00	0.00	2,633.35	32,511.42	34,054.39	32,109.68	31,169.92	30,624.16

TOTALS ALL FUNDS	17,978,164.94	18,465,597.00	25,364,538.77	9,249,883.17	10,060,273.87	11,399,750.14	12,236,834.57	11,640,132.20	10,474,427.70	8,299,421.01	6,600,165.99
	FY2015	FY2014	FY2013	FY2012	FY2011	FY2010	FY2009	FY2008	FY2007	FY2006	FY2005
	As of 10.31.2014					As Of Fiscal Year Ending Date					

FY2014-2015
GILLESPIE COUNTY, TEXAS
STATEMENT OF
Maintenance & Operating Accounts

	FY2015 as of 10.31.2014	FY2014	FY2013	FY2012	FY2011	FY2010	FY2009	FY2008	FY2007	FY2006	FY2005	FY2004
	As Of Fiscal Year Ending Date											
GENERAL and ROAD & BRIDGE Maintenance & Operating	Revenues Inclusive Interfund Allocations											
General M&O												
F10 General Fund	1,363,128.22	12,755,375.08	12,660,309.58	10,657,906.95	10,270,640.00	10,012,774.28	10,028,550.21	9,924,012.18	9,490,558.36	8,835,351.86	7,552,137.53	6,694,818.95
General Fund Over/(Under) Prior Period	(11,392,246.86)	95,065.50	2,002,402.63	387,266.95	257,865.72	(15,775.93)	104,538.03	433,453.82	655,206.50	1,283,214.33	857,318.58	
General Fund Cumulative Change for Periods Shown	(5,331,690.73)	6,060,556.13	5,965,490.63	3,963,068.00	3,575,821.05	3,317,955.33	3,333,731.26	3,229,193.23	2,795,739.41	2,140,532.91	857,318.58	
Road & Bridge M&O												
F15 County Wide	111,991.83	2,340,392.13	2,406,186.26	2,332,689.79	2,238,480.99	2,655,743.60	2,455,013.90	2,407,977.22	1,729,457.34	1,503,999.95	1,460,739.18	1,803,469.90
F16 Precinct No 1	19.87	562,311.15	535,823.96	495,287.80	435,659.70	744,672.18	777,666.49	466,454.42	389,503.85	464,726.41	353,441.58	363,007.70
F17 Precinct No 2	26.69	470,090.32	458,483.76	393,971.07	360,599.55	696,129.62	488,100.77	437,920.95	414,722.93	340,778.11	382,243.78	249,193.16
F18 Precinct No 3	1.72	653,606.04	774,237.93	893,200.46	815,249.25	827,083.23	773,976.99	580,570.58	415,908.20	451,128.21	381,907.46	446,687.99
F19 Precinct No 4	24.53	444,169.11	503,497.57	395,510.13	490,546.26	554,193.35	558,733.58	486,036.38	388,009.34	303,825.82	350,971.44	248,722.06
Sub-Total R&B	112,064.64	4,470,568.75	4,678,229.48	4,510,659.25	4,340,535.75	5,477,821.98	5,053,491.73	4,378,959.55	3,337,601.66	3,064,458.50	2,929,303.44	3,111,080.81
Road & Bridge Over/(Under) Prior Period	(4,358,504.11)	(207,660.73)	167,570.23	170,123.50	(1,137,286.23)	424,330.25	674,532.18	1,041,357.89	273,143.16	135,155.06	(181,777.37)	
Road & Bridge Cumulative Change for Periods Shown	(2,999,016.17)	1,359,487.94	1,567,148.67	1,399,578.44	1,229,454.94	2,366,741.17	1,942,410.92	1,267,878.74	226,520.85	(46,622.31)	(181,777.37)	
Overall Totals												
General / Road & Bridge M&O	1,475,192.86	17,225,943.83	17,338,539.06	15,168,566.20	14,611,175.75	15,490,596.26	15,082,041.94	14,302,971.73	12,828,160.02	11,899,810.36	10,481,440.97	9,805,899.76
Overall Over/(Under) Prior Period	(15,750,750.97)	(112,595.23)	2,169,972.86	557,390.45	(879,420.51)	408,554.32	779,070.21	1,474,811.71	928,349.66	1,418,369.39	675,541.21	
Overall Cumulative Change for Periods Shown	(8,330,706.90)	7,420,044.07	7,532,639.30	5,362,666.44	4,805,275.99	5,684,696.50	5,276,142.18	4,497,071.97	3,022,260.26	2,093,910.60	675,541.21	

**FY2014-2015
GILLESPIE COUNTY, TEXAS
STATEMENT OF
Maintenance & Operating Accounts**

	FY2015 as of 10.31.2014	FY2014	FY2013	FY2012	FY2011	FY2010	FY2009	FY2008	FY2007	FY2006	FY2005	FY2004
	As Of Fiscal Year Ending Date											
GENERAL and ROAD & BRIDGE Maintenance & Operating	Expenditures Inclusive Interfund Allocations and Adjustments											
General M&O												
F10 General Fund	1,055,095.26	11,257,551.22	11,112,752.15	11,375,074.01	11,229,203.92	11,216,896.27	9,623,582.79	8,938,209.20	8,010,116.74	7,208,872.17	7,187,414.03	6,314,580.06
General Fund Over/(Under) Prior Period	(10,202,455.96)	144,799.07	(262,321.86)	145,870.09	12,307.65	1,593,313.48	685,373.59	928,092.46	801,244.57	21,458.14	872,833.97	
General Fund Cumulative Change for Periods Shown	(5,259,484.80)	4,942,971.16	4,798,172.09	5,060,493.95	4,914,623.86	4,902,316.21	3,309,002.73	2,623,629.14	1,695,536.68	894,292.11	872,833.97	
Road & Bridge M&O												
F15 County Wide	9,950.98	2,247,183.46	2,389,782.54	2,311,616.01	2,221,870.78	2,840,065.86	2,629,455.11	2,084,025.99	1,678,201.23	1,614,751.82	1,644,613.21	1,436,802.68
F16 Precinct No 1	79,882.33	561,604.30	539,715.25	564,375.15	541,345.70	634,914.90	627,052.73	594,982.30	315,556.86	397,515.00	365,672.92	340,012.45
F17 Precinct No 2	31,177.66	482,431.40	454,224.64	425,205.70	507,911.10	484,448.40	500,662.33	414,075.66	329,642.17	355,107.73	325,596.47	313,286.90
F18 Precinct No 3	55,078.45	776,109.44	763,659.68	940,485.03	869,425.61	659,661.93	678,577.71	748,114.64	285,693.00	409,355.72	362,931.51	504,242.39
F19 Precinct No 4	<u>30,942.18</u>	<u>511,709.75</u>	<u>449,499.26</u>	<u>449,472.93</u>	<u>528,338.43</u>	<u>517,393.81</u>	<u>466,386.81</u>	<u>575,358.35</u>	<u>237,992.01</u>	<u>246,478.54</u>	<u>297,748.19</u>	<u>298,140.85</u>
Sub-Total R&B	207,031.60	4,579,038.35	4,596,881.37	4,691,154.82	4,668,891.62	5,136,484.90	4,902,134.69	4,416,556.94	2,847,085.27	3,023,208.81	2,996,562.30	2,892,485.27
Road & Bridge Over/(Under) Prior Period	(4,372,006.75)	(17,843.02)	(94,273.45)	22,263.20	(467,593.28)	234,350.21	485,577.75	1,569,471.67	(176,123.54)	26,646.51	104,077.03	
Road & Bridge Cumulative Change for Periods Shown	(2,685,453.67)	1,686,553.08	1,704,396.10	1,798,669.55	1,776,406.35	2,243,999.63	2,009,649.42	1,524,071.67	(45,400.00)	130,723.54	104,077.03	
Overall Totals												
General / Road & Bridge M&O	1,262,126.86	15,836,589.57	15,709,633.52	16,066,228.83	15,898,095.54	16,353,381.17	14,525,717.48	13,354,766.14	10,857,202.01	10,232,080.98	10,183,976.33	9,207,065.33
Overall Over/(Under) Prior Period	(14,574,462.71)	126,956.05	(356,595.31)	168,133.29	(455,285.63)	1,827,663.69	1,170,951.34	2,497,564.13	625,121.03	48,104.65	976,911.00	
Overall Cumulative Change for Periods Shown	(7,944,938.47)	6,629,524.24	6,502,568.19	6,859,163.50	6,691,030.21	7,146,315.84	5,318,652.15	4,147,700.81	1,650,136.68	1,025,015.65	976,911.00	

FY2014-2015
GILLESPIE COUNTY, TEXAS
STATEMENT OF
Maintenance & Operating Accounts

	FY2015 as of 10.31.2014	FY2014	FY2013	FY2012	FY2011	FY2010	FY2009	FY2008	FY2007	FY2006	FY2005	FY2004
	As Of Fiscal Year Ending Date											
GENERAL and ROAD & BRIDGE Maintenance & Operating	Net Change for Periods Shown Revenues Less Expenditures Inclusive Interfund Allocations and Adjustments											
General M&O												
F10 General Fund	308,032.96	1,497,823.86	1,547,557.43	(717,167.06)	(958,563.92)	(1,204,121.99)	404,967.42	985,802.98	1,480,441.62	1,626,479.69	364,723.50	380,238.89
General Fund Over/(Under) Prior Period	(1,189,790.90)	(49,733.57)	2,264,724.49	241,396.86	245,558.07	(1,609,089.41)	(580,835.56)	(494,638.64)	(146,038.07)	1,261,756.19	(15,515.39)	
General Fund Cumulative Change for Periods Shown	(72,205.93)	1,117,584.97	1,167,318.54	(1,097,405.95)	(1,338,802.81)	(1,584,360.88)	24,728.53	605,564.09	1,100,202.73	1,246,240.80	(15,515.39)	
Road & Bridge M&O												
F15 County Wide	102,040.85	93,208.67	16,403.72	21,073.78	16,610.21	(184,322.26)	(174,441.21)	323,951.23	51,256.11	(110,751.87)	(183,874.03)	366,667.22
F16 Precinct No 1	(79,862.46)	706.85	(3,891.29)	(69,087.35)	(105,686.00)	109,757.28	150,613.76	(128,527.88)	73,946.99	67,211.41	(12,231.34)	22,995.25
F17 Precinct No 2	(31,150.97)	(12,341.08)	4,259.12	(31,234.63)	(147,311.55)	211,681.22	(12,561.56)	23,845.29	85,080.76	(14,329.62)	56,647.31	(64,093.74)
F18 Precinct No 3	(55,076.73)	(122,503.40)	10,578.25	(47,284.57)	(54,176.36)	167,421.30	95,399.28	(167,544.06)	130,215.20	41,772.49	18,975.95	(57,554.40)
F19 Precinct No 4	<u>(30,917.65)</u>	<u>(67,540.64)</u>	<u>53,998.31</u>	<u>(53,962.80)</u>	<u>(37,792.17)</u>	<u>36,799.54</u>	<u>92,346.77</u>	<u>(89,321.97)</u>	<u>150,017.33</u>	<u>57,347.28</u>	<u>53,223.25</u>	<u>(49,418.79)</u>
Sub-Total R&B	(94,966.96)	(108,469.60)	81,348.11	(180,495.57)	(328,355.87)	341,337.08	151,357.04	(37,597.39)	490,516.39	41,249.69	(67,258.66)	218,595.54
Road & Bridge Over/(Under) Prior Period	13,502.64	(189,817.71)	261,843.68	147,860.30	(669,692.95)	189,980.04	188,954.43	(528,113.78)	449,266.70	108,508.55	(285,854.40)	
Road & Bridge Cumulative Change for Periods Shown	(313,562.50)	(327,065.14)	(137,247.43)	(399,091.11)	(546,951.41)	122,741.54	(67,238.50)	(256,192.93)	271,920.85	(177,345.85)	(285,854.40)	
Overall Totals												
General / Road & Bridge M&O	213,066.00	1,389,354.26	1,628,905.54	(897,662.63)	(1,286,919.79)	(862,784.91)	556,324.46	948,205.59	1,970,958.01	1,667,729.38	297,464.64	598,834.43
Overall Over/(Under) Prior Period	(1,176,288.26)	(239,551.28)	2,526,568.17	389,257.16	(424,134.88)	(1,419,109.37)	(391,881.13)	(1,022,752.42)	303,228.63	1,370,264.74	(301,369.79)	
Overall Cumulative Change for Periods Shown	(385,768.43)	790,519.83	1,030,071.11	(1,496,497.06)	(1,885,754.22)	(1,461,619.34)	(42,509.97)	349,371.16	1,372,123.58	1,068,894.95	(301,369.79)	

FY2014-2015
GILLESPIE COUNTY, TEXAS
STATEMENT OF
Maintenance & Operating Accounts

	FY2015 as of 10.31.2014	FY2014	FY2013	FY2012	FY2011	FY2010	FY2009	FY2008	FY2007	FY2006	FY2005	FY2004
	As Of Fiscal Year Ending Date											
GENERAL and ROAD & BRIDGE Maintenance & Operating												
Cash Balances												
General M&O												
F10 General Fund	9,735,824.69	9,427,791.73	7,929,967.87	6,382,410.44	7,099,577.50	8,058,141.42	9,262,263.41	8,857,295.99	7,871,493.01	6,391,051.39	4,764,571.70	4,399,848.20
General Fund Over/(Under) Prior Period	308,032.96	1,497,823.86	1,547,557.43	(717,167.06)	(958,563.92)	(1,204,121.99)	404,967.42	985,802.98	1,480,441.62	1,626,479.69	364,723.50	
General Fund Cumulative Change for Periods Shown	5,335,976.49	5,027,943.53	3,530,119.67	1,982,562.24	2,699,729.30	3,658,293.22	4,862,415.21	4,457,447.79	3,471,644.81	1,991,203.19	364,723.50	
Road & Bridge M&O												
F15 County Wide	480,660.86	378,620.01	285,411.34	269,007.62	247,933.84	231,323.63	415,645.89	590,087.10	266,135.87	214,879.76	325,631.63	509,505.66
F16 Precinct No 1	162,129.76	241,992.22	241,285.37	245,176.66	314,264.01	419,950.01	310,192.73	159,578.97	288,106.85	214,159.86	146,948.45	159,179.79
F17 Precinct No 2	219,557.72	250,708.69	263,049.77	258,790.65	290,025.28	437,336.83	225,655.61	238,217.17	214,371.88	129,291.12	143,620.74	86,973.43
F18 Precinct No 3	88,511.69	143,588.42	266,091.82	255,513.57	302,798.14	356,974.50	189,553.20	94,153.92	261,697.98	131,482.78	89,710.29	70,734.34
F19 Precinct No 4	<u>198,050.99</u>	<u>228,968.64</u>	<u>296,509.28</u>	<u>242,510.97</u>	<u>296,473.77</u>	<u>334,265.94</u>	<u>297,466.40</u>	<u>205,119.63</u>	<u>294,441.60</u>	<u>144,424.27</u>	<u>87,076.99</u>	<u>33,853.74</u>
Sub-Total R&B	1,148,911.02	1,243,877.98	1,352,347.58	1,270,999.47	1,451,495.04	1,779,850.91	1,438,513.83	1,287,156.79	1,324,754.18	834,237.79	792,988.10	860,246.96
Road & Bridge Over/(Under) Prior Period	(94,966.96)	(108,469.60)	81,348.11	(180,495.57)	(328,355.87)	341,337.08	151,357.04	(37,597.39)	490,516.39	41,249.69	(67,258.86)	
Road & Bridge Cumulative Change for Periods Shown	288,664.06	383,631.02	492,100.62	410,752.51	591,248.08	919,603.95	578,266.87	426,909.83	464,507.22	(26,009.17)	(67,258.86)	
Overall Totals												
General / Road & Bridge M&O	10,884,735.71	10,671,669.71	9,282,315.45	7,653,409.91	8,551,072.54	9,837,992.33	10,700,777.24	10,144,452.78	9,196,247.19	7,225,289.18	5,557,559.80	5,260,095.16
Overall Over/(Under) Prior Period	213,066.00	1,389,354.26	1,628,905.54	(897,662.63)	(1,286,919.79)	(862,784.91)	556,324.46	948,205.59	1,970,958.01	1,667,729.38	297,464.64	
Overall Cumulative Change for Periods Shown	5,624,640.55	5,411,574.55	4,022,220.29	2,393,314.75	3,290,977.38	4,577,897.17	5,440,682.08	4,884,357.62	3,936,152.03	1,965,194.02	297,464.64	

FY2014-2015
GILLESPIE COUNTY, TEXAS
STATEMENT OF
Fund Cash/Investment Balances of County Funds
Managed by County Treasurer

Reporting Period for Maintenance & Operating, COB/GOB Operating & I&S, Special Revenue, Special Revenue..Grants, Trust and Agency	FY2015	FY2014	FY2013	FY2012	FY2011	FY2010	FY2009	FY2008	FY2007	FY2006	FY2005	FY2004	FY2003	FY2002	FY2001
October	17,978,164.94	25,230,555.83	8,816,582.93	9,537,288.92	10,782,786.00	11,614,108.61	10,952,885.50	9,958,440.67	7,952,494.30	6,412,175.43	5,710,854.59	5,339,657.00	5,562,776.43	5,033,726.92	4,347,101.24
November		24,953,535.22	8,890,316.88	9,228,798.73	10,570,060.92	11,537,538.96	10,498,889.31	10,152,409.10	8,025,261.13	6,492,254.19	5,815,771.82	5,220,602.83	5,513,508.58	4,915,333.89	4,073,098.62
December		26,637,026.05	11,373,696.92	10,169,466.12	11,552,479.69	12,910,952.83	11,682,933.69	10,684,794.29	8,972,555.93	7,597,535.16	6,569,101.79	5,773,095.57	6,725,293.46	5,464,922.96	4,553,826.12
January		28,516,107.73	13,685,971.08	13,393,446.13	14,318,444.26	15,498,047.87	14,366,261.90	13,481,253.20	11,165,036.24	9,488,659.54	8,523,475.25	7,456,134.19	7,390,382.57	6,921,671.85	5,917,064.54
February		29,162,422.51	14,892,438.88	14,337,413.69	15,203,602.68	15,956,039.21	15,735,998.80	14,555,820.37	12,335,852.17	10,433,012.87	9,341,225.17	8,739,837.04	8,067,857.08	7,169,069.03	6,421,291.43
March		28,011,622.33	14,353,262.89	13,961,224.66	14,605,425.43	15,787,975.99	15,568,191.69	14,421,603.69	12,279,235.33	10,316,847.09	9,342,261.49	8,166,505.99	7,877,519.02	6,846,516.10	6,255,513.63
April		26,965,965.28	14,036,410.76	13,204,240.38	14,182,107.24	14,911,731.87	15,332,630.30	14,171,385.04	12,168,084.51	10,225,221.29	9,153,636.99	7,706,537.20	7,632,850.74	6,879,522.09	6,165,584.41
May		25,202,625.86	13,381,534.31	12,853,474.81	13,180,018.23	14,443,624.89	14,826,308.29	13,675,832.00	11,856,634.81	10,019,168.98	9,181,379.67	7,645,857.66	7,396,585.22	6,758,604.54	5,872,305.69
June		23,610,769.72	27,806,922.21	11,927,636.15	12,450,284.14	13,583,948.59	14,202,648.08	13,175,542.95	11,508,032.29	9,433,093.74	8,832,285.06	7,186,622.71	7,107,557.40	6,426,986.33	5,398,788.82
July		21,673,344.14	26,973,808.70	11,234,719.43	11,652,419.87	13,105,834.49	13,620,954.46	12,336,729.42	11,412,064.22	9,030,022.51	8,376,255.12	6,807,050.38	6,620,898.14	6,217,837.20	4,751,943.98
August		19,928,413.83	25,790,313.41	10,192,089.49	11,033,361.48	12,483,092.82	12,578,256.55	11,932,892.72	10,883,175.64	8,667,571.59	7,898,769.17	6,509,004.74	5,964,701.17	5,922,921.90	4,309,221.50
September		18,465,597.00	25,364,538.77	9,249,883.17	10,060,273.87	11,399,750.14	12,236,834.57	11,640,132.20	10,474,427.70	8,299,421.01	6,600,165.99	5,886,940.47	5,731,396.90	5,654,746.62	4,084,176.41
FY Monthly Average	17,978,164.94	24,863,165.46	17,113,816.46	11,607,473.47	12,464,271.98	13,602,720.44	13,466,899.42	12,515,569.64	10,752,737.86	8,867,915.28	7,945,432.68	6,899,820.48	6,799,277.23	6,184,321.62	5,179,159.70
Current Reported Month and Fiscal Year To Date															
Over (Under)															
Same Month Prior Year															
Prior Fiscal Year End															

COB Series 2013 Jail Construction
Project, bond funding accounted for
sudden increase in balance - LL

FY2014-2015
GILLESPIE COUNTY, TEXAS
STATEMENT OF
Fund Cash/Investment Balances of County Funds
Managed by County Treasurer

FY	FY1999	FY1998	FY1997	FY1996	FY1995	FY1994	FY1993	FY1992	FY1991	F1990	FY1989	FY1988	FY1987	FY1986	FY1985	Monthly Average All Years	Reporting Period for Maintenance & Operating COB/GOB Operating & Special Revenue, Grants, Trusts and Agency
4,138,349.94	2,869,048.51	2,322,043.99	1,853,442.32	1,554,442.37	1,968,633.68	1,677,992.97	1,738,021.70	1,766,907.01	1,656,978.55	1,479,994.82	1,489,873.32	773,740.58	785,053.51	551,992.07	792,093.37	5,569,297.39	October
3,844,234.24	2,805,697.13	2,287,658.80	1,738,403.49	1,588,939.20	2,054,228.71	1,872,272.98	1,664,926.42	1,857,311.17	1,738,597.34	1,603,024.84	1,422,802.33	793,137.76	666,242.80	494,761.58	623,030.66	5,101,788.32	November
4,285,123.56	3,467,225.42	2,370,460.19	2,015,412.36	1,553,702.23	2,102,455.14	2,004,156.61	1,927,643.72	2,009,086.57	2,071,100.64	1,749,440.24	1,522,220.64	794,004.97	638,401.65	515,396.75	592,516.53	5,675,534.26	December
5,211,901.34	4,747,606.42	3,294,281.32	2,843,260.54	2,472,762.49	2,546,555.58	2,422,956.29	2,234,617.11	2,447,087.69	2,241,349.45	2,187,618.39	1,886,694.05	1,176,726.03	895,393.31	987,264.23	911,641.21	6,954,322.39	January
5,911,367.71	5,322,878.29	3,983,869.93	3,407,005.87	2,960,651.56	2,960,114.57	2,786,604.82	2,577,390.38	2,873,613.36	2,643,751.97	2,515,707.05	2,279,290.31	1,697,770.08	1,530,430.47	1,707,926.04	1,288,936.99	7,626,972.98	February
5,804,576.79	5,276,473.40	3,867,713.74	3,383,796.71	2,916,434.18	2,701,020.25	2,817,055.25	2,446,335.40	2,811,958.62	2,589,632.80	2,424,636.02	2,300,423.71	1,879,466.93	1,572,385.72	1,654,964.77	1,261,996.19	7,450,082.53	March
5,611,303.40	5,147,026.03	3,856,248.10	3,370,510.51	2,844,956.24	2,603,667.16	2,814,731.50	2,446,965.20	2,846,044.26	2,647,946.48	2,446,382.46	2,354,485.13	1,864,438.19	1,647,314.57	1,771,308.72	1,360,124.93	7,279,645.37	April
5,597,496.54	5,145,729.29	3,729,564.69	3,275,787.89	2,651,158.09	2,420,785.62	2,795,038.54	2,614,500.86	2,664,830.17	2,595,986.23	2,402,307.66	2,282,817.61	1,897,795.66	1,472,593.18	1,691,409.95	1,210,356.42	7,024,737.11	May
5,229,130.33	4,895,201.25	3,531,314.01	2,987,283.92	2,535,222.99	2,084,641.35	2,566,555.11	2,371,095.71	2,474,786.80	2,436,392.72	2,319,796.07	2,217,931.41	1,815,598.58	1,439,656.15	1,651,635.17	1,129,347.73	7,145,256.92	June
5,019,100.05	4,695,468.93	3,445,413.11	2,962,321.73	2,375,375.37	2,030,459.33	2,324,665.35	2,086,490.66	2,166,748.69	2,373,369.73	2,247,875.53	2,067,556.08	1,770,363.23	1,314,952.63	1,548,746.47	998,709.28	6,774,716.61	July
4,875,181.07	4,508,722.39	3,369,985.56	2,786,747.61	2,218,481.28	1,819,617.83	2,263,605.13	2,029,973.96	2,078,961.54	2,158,156.49	1,995,691.66	1,950,450.56	1,733,930.99	1,181,205.11	1,466,150.68	824,648.71	6,378,509.89	August
4,575,232.89	4,394,094.37	3,208,449.92	2,590,681.06	2,098,133.77	1,584,937.70	2,066,733.13	1,872,419.95	1,917,213.24	2,014,947.50	1,766,243.49	1,643,269.78	1,541,576.26	770,951.77	839,823.87	671,522.07	5,956,917.19	September

5,016,916.49 4,439,764.29 3,273,083.61 2,767,887.83 2,314,188.31 2,239,759.74 2,369,613.97 2,167,531.76 2,327,045.76 2,264,009.24 2,094,893.19 1,951,484.58 1,479,879.11 1,159,548.41 1,240,115.03 972,077.01

181,138.52 1,185,644.45 617,768.86 492,547.29 513,196.07 (484,795.43) 197,313.18 (44,793.29) (97,734.26) 246,704.01 122,973.71 101,693.52 770,624.49 (68,872.10) 168,301.80

NOTE: Rollback election held April 05, 1986 ... rollback passed

GILLESPIE COUNTY, TEXAS
COUNTY SALES TAX ALLOCATION SUMMARY

March 1988 through FY2015

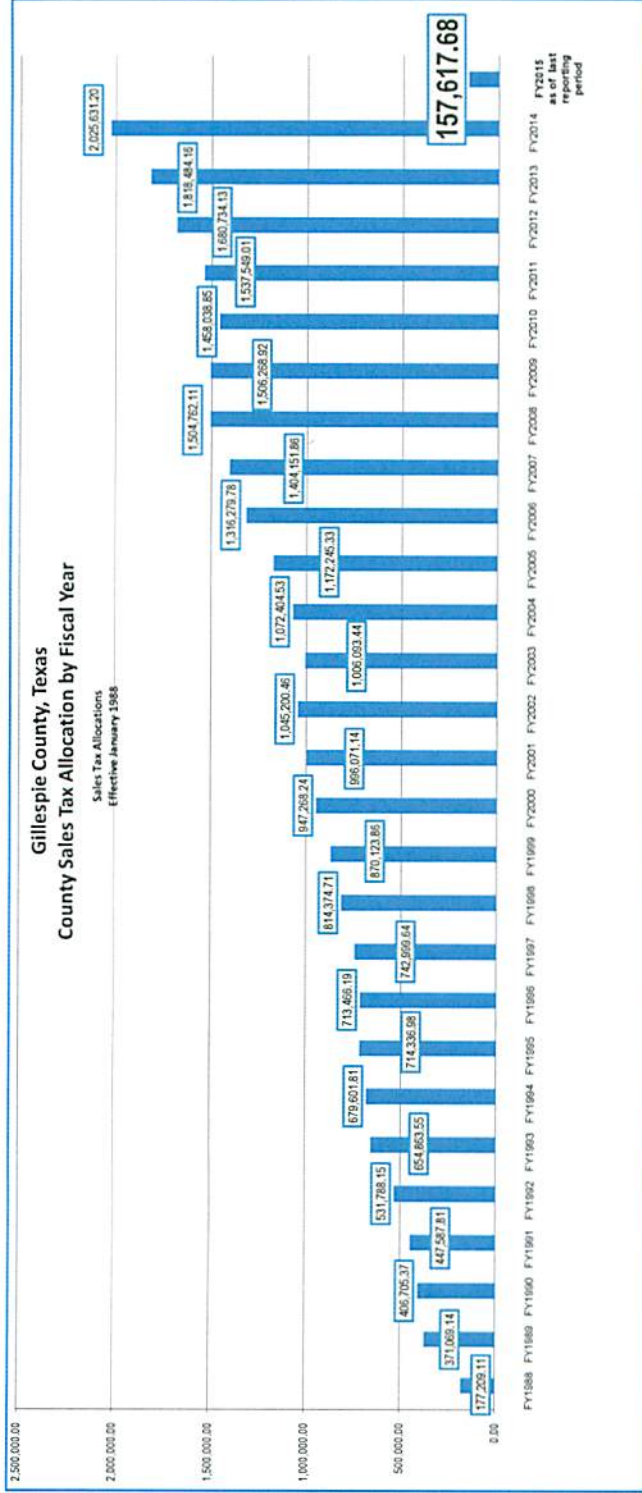
Period Tax Allocation Received	Tax Collection Period Covered	FY1988	FY1989	FY1990	FY1991	FY1992	FY1993	FY1994	FY1995	FY1996	FY1997	FY1998	FY1999	FY2000	FY2001	FY2002	FY2003	FY2004	FY2005
		October	August	22,814.86	26,581.55	33,537.36	36,992.75	41,801.10	49,891.91	82,743.15	58,486.86	52,039.59	54,937.86	50,951.69	65,241.66	66,865.34	75,743.16	81,976.96	77,478.63
November	September and 3rd Quarter	43,215.06	44,231.67	43,279.83	50,014.92	55,881.19	64,445.89	64,104.87	61,441.85	62,637.05	66,939.70	74,731.00	69,172.12	86,097.63	88,692.77	87,008.90	94,471.11	103,544.31	
December	October	24,372.61	27,072.59	27,183.79	32,965.97	49,151.47	46,769.97	46,349.36	49,676.22	60,611.06	60,993.07	70,326.26	85,955.47	70,180.00	82,667.48	77,782.13	84,302.14	87,745.88	
January	November	23,143.13	28,570.51	34,886.95	33,040.99	47,672.78	61,026.80	58,115.99	55,693.53	56,392.42	60,499.63	58,712.49	79,145.12	77,326.63	85,504.02	80,568.74	80,680.57	92,483.12	
February	December, 4th Quarter, Yearly	55,088.79	55,601.40	56,692.45	64,014.68	85,296.84	86,415.96	79,879.42	75,116.79	82,205.56	94,754.60	105,116.56	99,795.36	104,689.49	112,735.48	104,067.24	115,871.28	121,222.18	
March	January	10,048.12	19,376.35	22,842.31	27,786.80	30,546.86	42,841.80	37,823.28	44,889.12	55,964.23	49,941.44	54,150.75	58,367.91	72,738.72	61,652.97	77,471.73	65,204.25	71,784.27	85,739.86
April	February	13,766.26	18,223.31	22,431.61	26,567.86	52,007.16	42,480.30	69,059.85	45,858.42	50,129.00	45,435.42	53,515.01	59,649.70	66,084.12	69,317.65	72,330.32	62,331.14	70,741.63	65,194.79
May	March and 1st Quarter	37,630.57	41,151.11	44,480.87	46,655.96	31,203.05	66,318.77	57,489.64	64,876.89	62,424.84	71,468.21	69,091.17	91,409.71	96,441.51	93,043.82	94,505.94	93,443.25	102,949.16	112,599.80
June	April	24,530.57	24,076.76	27,059.33	31,503.80	41,913.33	48,605.58	44,647.36	48,588.21	58,749.69	61,697.08	77,574.05	72,275.15	70,155.54	79,441.16	92,403.56	87,764.45	89,329.15	105,312.44
July	May	20,139.41	24,953.23	27,959.52	34,719.01	43,922.13	49,464.53	50,605.85	54,862.82	57,092.55	64,608.17	59,958.51	76,576.31	87,695.36	89,767.62	86,277.93	82,641.66	94,816.82	
August	June and 2nd Quarter	46,170.12	46,397.69	50,866.17	50,868.66	58,425.43	73,116.78	67,507.13	66,689.81	59,548.35	72,612.17	84,456.60	98,754.28	91,921.77	118,409.57	90,669.86	95,008.16	113,562.54	120,028.46
September	July	24,924.06	28,456.24	28,987.84	33,905.34	56,740.88	52,232.41	46,155.60	61,535.89	71,272.01	70,867.09	72,854.10	69,870.60	74,040.54	81,351.52	82,708.52	84,660.29	88,592.39	100,874.13
Total Per Year		177,209.11	371,069.14	406,705.37	447,587.81	531,788.15	654,863.55	679,601.81	714,336.98	713,466.19	742,999.64	814,374.71	870,123.86	947,268.24	996,071.14	1,045,200.46	1,006,093.44	1,072,404.53	1,172,245.33
Total All Years		177,209.11	548,278.25	954,983.62	1,402,571.43	1,934,359.58	2,589,223.13	3,268,824.94	3,983,161.92	4,696,828.11	5,439,627.75	6,254,002.46	7,124,126.32	8,071,394.56	9,067,465.70	10,112,666.16	11,118,759.60	12,191,164.13	13,363,409.46
\$ Inc / (Dec) Over Prior Year			193,860.03	35,636.23	40,862.44	84,200.34	123,075.40	24,738.26	34,735.17	(870.79)	29,533.45	71,375.07	55,749.15	77,144.38	48,802.90	49,129.32	(39,107.02)	66,311.09	99,840.80
% Inc / -Dec Over Prior Year			109.40%	9.60%	10.05%	18.81%	23.14%	3.78%	5.11%	-0.12%	4.14%	9.61%	6.85%	8.87%	5.15%	4.93%	-3.74%	6.59%	9.31%
Calendar Year Allocations		CY1987	CY1988	CY1989	CY1990	CY1991	CY1992	CY1993	CY1994	CY1995	CY1996	CY1997	CY1998	CY1999	CY2000	CY2001	CY2002	CY2003	CY2004
		0.00	267,411.64	378,752.42	412,820.54	463,560.47	558,648.27	669,137.56	711,691.42	690,744.53	719,148.96	750,582.57	827,513.03	894,484.16	950,041.96	1,020,031.58	1,044,865.04	1,015,577.33	1,090,124.38
\$ Inc / (Dec) Over Prior Year			267,411.64	111,340.78	34,068.12	50,739.93	95,087.80	110,489.29	42,553.86	(20,945.89)	28,404.43	31,433.61	76,930.46	66,971.13	55,557.80	69,989.62	24,833.46	(29,267.71)	74,547.05

GILLESPIE COUNTY, TEXAS
COUNTY SALES TAX ALLOCATION SUMMARY

March 1988 through FY2015

FY2006	FY2007	FY2008	FY2009	FY2010	FY2011	FY2012	FY2013	FY2014	FY2015	Tax Collection Period Covered	Period Tax Allocation Received	Overall Average Per Month	FY2014 Over / (Under) Same Period FY2013	
													Month Of	YTD
95,196.86	106,167.81	115,258.59	118,217.21	102,116.77	112,243.67	125,892.57	141,081.58	146,138.99	157,617.68	August	October	80,759.17	11,478.69	11,478.69
110,963.24	122,702.26	130,133.07	134,938.43	123,352.45	139,931.32	131,441.01	134,815.56	165,928.20		September and 3rd Quarter	November	90,542.90		
100,977.05	106,040.22	118,582.93	120,353.68	121,763.89	122,844.30	127,061.99	144,995.63	158,611.46		October	December	80,975.25		
107,956.62	116,856.59	121,835.04	124,899.65	114,005.56	129,099.90	135,485.95	156,063.01	159,082.75		November	January	83,798.02		
137,746.11	151,528.51	158,719.04	156,720.77	152,630.86	164,529.87	171,080.19	193,126.02	202,308.32		December, 4th Quarter, Yearly	February	114,882.84		
89,543.91	88,396.24	99,481.19	98,684.79	90,364.94	97,024.18	107,810.68	120,617.71	136,428.71		January	March	67,319.37		
87,212.18	92,872.45	104,111.05	99,616.55	93,204.34	92,537.54	118,975.35	134,236.14	146,805.07		February	April	69,433.12		
125,621.99	132,335.88	133,405.05	141,709.49	148,772.69	153,252.45	177,882.27	187,322.27	195,085.16		March and 1st Quarter	May	98,984.13		
109,484.20	113,117.58	133,410.60	129,041.03	127,995.46	129,743.30	144,969.57	152,170.48	189,564.70		April	June	85,745.34		
112,088.28	119,846.83	122,196.26	117,201.96	116,809.95	125,153.69	140,436.50	154,274.37	165,319.97		May	July	82,513.32		
130,749.36	138,119.40	142,780.87	136,001.87	141,909.04	153,274.75	180,837.54	148,661.30	187,789.04		June and 2nd Quarter	August	101,672.47		
108,739.98	116,168.09	124,848.42	128,883.49	125,112.90	117,914.04	138,870.51	151,120.09	172,568.83		July	September	85,713.16		
<p>NOTATION: sales tax allocation was reduced by an audit collection of (\$25,072.31) initiated by a Comptroller audit showing a 2012 transaction(s) outside the City of Fredericksburg that was incorrectly reported. This also had a large impact upon the State's sales tax revenue... without audit adjustment, net to County would have been no less than \$173,879K... 2013.08.08 LL</p>														
1,316,279.78	1,404,151.86	1,504,762.11	1,506,268.92	1,458,038.85	1,537,549.01	1,680,764.13	1,818,484.16	2,025,631.20	157,617.68	Total Per Year		1,022,790.35	(1,868,013.52)	
14,679,699.24	16,083,841.10	17,588,603.21	19,094,872.13	20,552,910.98	22,090,459.99	23,771,224.12	25,589,708.28	27,615,339.48	27,772,957.16	Total All Years				
												Annual Average		
												\$ Inc / (Dec)		
144,034.45	87,872.08	100,610.25	1,506.81	(48,230.07)	79,510.16	143,215.12	137,720.03	207,147.04	(1,868,013.52)	\$ Inc / (Dec) Over Prior Year		(725.61)		
												% Inc / -Dec Over Prior Year		
12.29%	6.68%	7.17%	0.10%	-3.20%	5.45%	9.31%	8.19%	11.39%	-92.22%					
CY2005	CY2006	CY2007	CY2008	CY2009	CY2010	CY2011	CY2012	CY2013	CY2014					
1,205,410.75	1,344,052.92	1,433,216.16	1,514,296.84	1,479,992.71	1,455,825.03	1,546,945.29	1,717,241.33	1,868,270.04	1,712,570.23					
115,286.37	138,642.17	89,163.24	81,080.68	(34,304.13)	5,832.32	61,120.26	170,296.04	151,028.71	(155,699.81)			\$ Inc / (Dec) Over Prior Calendar Year		

GILLESPIE COUNTY, TEXAS
COUNTY SALES TAX ALLOCATION SUMMARY
March 1988 through FY2015



GILLESPIE COUNTY, TEXAS
REPAYMENT OF ERRONEOUS RECEIPT OF SALES AND USE TAX

January 1997 Through October 2016

Year 1	Year 2	Year 3	Year 4	Year 5	Year 6	Year 7	Year 8	Year 9	Year 10	Year 11	Year 12	Year 13	Year 14	Year 15	Year 16	Year 17	Year 18	Year 19	Year 20
1997	1998	1999	2000	2001	2002	2003	2004	2005	2006	2007	2008	2009	2010	2011	2012	2013	2014	2015	2016

Actual Balance	211,870.02	180,089.58	169,496.10	158,902.62	148,309.14	137,715.66	127,122.18	116,528.70	105,935.22	95,341.74	84,748.26	74,154.78	63,561.30	52,967.82	42,374.34	31,780.86	21,187.38		
At Year Start																			

January	2,648.37	2,648.37	2,648.37	2,648.37	2,648.37	2,648.37	2,648.37	2,648.37	2,648.37	2,648.37	2,648.37	2,648.37	2,648.37	2,648.37	2,648.37	2,648.37	2,648.37	2,648.37	2,648.37
April	2,648.37	2,648.37	2,648.37	2,648.37	2,648.37	2,648.37	2,648.37	2,648.37	2,648.37	2,648.37	2,648.37	2,648.37	2,648.37	2,648.37	2,648.37	2,648.37	2,648.37	2,648.37	2,648.37
July	2,648.37	2,648.37	2,648.37	2,648.37	2,648.37	2,648.37	2,648.37	2,648.37	2,648.37	2,648.37	2,648.37	2,648.37	2,648.37	2,648.37	2,648.37	2,648.37	2,648.37	2,648.37	2,648.37
October	2,648.37	2,648.37	2,648.37	2,648.37	2,648.37	2,648.37	2,648.37	2,648.37	2,648.37	2,648.37	2,648.37	2,648.37	2,648.37	2,648.37	2,648.37	2,648.37	2,648.37	2,648.37	2,648.37

Total Remitted	10,593.48	21,186.96	31,780.44	42,373.92	52,967.40	63,560.88	74,154.36	84,747.84	95,341.32	105,934.80	116,528.28	127,121.76	137,715.24	148,308.72	158,902.20	169,495.68	180,089.16	190,682.64	190,682.64
To Date																			

Actual Balance	201,276.54	180,089.58	169,496.10	158,902.62	148,309.14	137,715.66	127,122.18	116,528.70	105,935.22	95,341.74	84,748.26	74,154.78	63,561.30	52,967.82	42,374.34	31,780.86	21,187.38		
To Date																			

Projected Balance	211,870.02	180,089.58	169,496.10	158,902.62	148,309.14	137,715.66	127,122.18	116,528.70	105,935.22	95,341.74	84,748.26	74,154.78	63,561.30	52,967.82	42,374.34	31,780.86	21,187.38		
At Year End																			

Gillespie County proposal of repayment (as outlined in letter of October 18, 1996) as accepted by State Comptroller ...
 Gillespie County will make 80 quarterly payments (due first of each month: January, April, July, and October) for 20 years beginning January 01, 1997:
 79 quarterly payments of \$2,648.37 each beginning on January 01, 1997 through July 01, 2016 and a final payment of \$2,648.79 on October 01, 2016 for a total of \$211,870.02.

Gillespie County, Texas

Hotel Occupancy Tax ... Quarterly Recaps
As of October 31, 2014

HOT Collection/Remittance Period	Collections		Disbursements		Cash Balance
	HOT P&I Int		Convention & Visitors Bureau	Organizations etc	
2nd Quarter 2015					535,821.54
1st Quarter 2015					535,821.54
4th Quarter 2014		88,720.76			535,821.54
3rd Quarter 2014		120,711.31			447,100.78
Sub-Total	209,432.07	209,432.07	0.00	0.00	
2nd Quarter 2014		95,362.58	111,163.00	120,000.00	326,389.47
1st Quarter 2014		92,050.01			462,189.89
4th Quarter 2013		90,687.97	111,163.00		370,139.88
3rd Quarter 2013		82,776.94			390,614.91
Sub-Total	18,551.50	360,877.50	222,326.00	120,000.00	
2nd Quarter 2013		82,927.36	96,357.50	80,000.00	307,837.97
1st Quarter 2013		102,188.41			401,268.11
4th Quarter 2012		56,763.25	96,357.50		299,079.70
3rd Quarter 2012		69,377.43			338,673.95
Sub-Total	38,541.45	311,256.45	192,715.00	80,000.00	
2nd Quarter 2012		76,505.61	84,193.50	11,000.00	269,296.52
1st Quarter 2012		67,043.98		69,000.00	287,984.41
4th Quarter 2011		63,485.70	84,193.50		289,940.43
3rd Quarter 2011		62,766.18			310,648.23
Sub-Total	21,414.47	269,801.47	168,387.00	80,000.00	
2nd Quarter 2011		60,050.07	80,530.57		247,882.05
1st Quarter 2011		61,473.10		80,000.00	268,362.55
4th Quarter 2010		47,182.38	80,530.57		286,889.45
3rd Quarter 2010		67,036.85			320,237.64
Sub-Total	(5,318.74)	235,742.40	161,061.14	80,000.00	
2nd Quarter 2010		47,363.32	82,089.00	61,500.00	253,200.79
1st Quarter 2010		67,910.43			349,426.47
4th Quarter 2009		46,539.68	82,089.00		281,516.04
3rd Quarter 2009		63,672.15			317,065.36
Sub-Total	(192.42)	225,485.58	164,178.00	61,500.00	
2nd Quarter 2009		55,182.22			253,393.21
1st Quarter 2009		68,196.40	80,854.20		198,210.99
4th Quarter 2008		43,834.09	80,854.20		210,868.79
3rd Quarter 2008		75,474.18		15,000.00	247,888.90
Sub-Total	65,978.49	242,686.89	161,708.40	15,000.00	
2nd Quarter 2008		52,205.02	100,000.00		187,414.72
1st Quarter 2008		62,603.17			235,209.70
4th Quarter 2007		53,485.43			172,606.53
3rd Quarter 2007		61,352.43			119,121.10
Sub-Total	129,646.05	229,646.05	100,000.00	0.00	
2nd Quarter 2007		57,271.57			57,768.67
1st Quarter 2007		497.10	0.00	0.00	497.10
Sub-Total	57,768.67	57,768.67	0.00	0.00	
			1,170,375.54	436,500.00	
Revenues \$ 2,142,697.08					
Totals All Years Expenditures \$ 1,606,875.54				Net Cash Effect \$ 535,821.54	

GILLESPIE COUNTY, TEXAS

GOB Series 2010 Refunding Bonds ... December.2010
 Post COB Series 2001 ... September.2001

Bond Redemptions & Interest Payment Schedule
 February.2011 through February.2021

		Year 1	Year 2	Year 3	Year 4	Year 5	Year 6	Year 7	Year 8	Year 9	Year 10	Year 11		
		2011	2012	2013	2014	2015	2016	2017	2018	2019	2020	2021		
Actual Balance	At Year Start	1,839,134.46	1,779,647.50	1,603,672.50	1,429,447.50	1,247,370.00							Actual Balance	At Year Start
February	bonds	35,000.00	140,000.00	140,000.00	150,000.00								bonds	February
	interest	6,079.46	18,407.50	17,567.50	16,657.50								interest	
August	bonds	0.00	0.00	0.00	0.00								bonds	August
	interest	18,407.50	17,567.50	16,657.50	15,420.00								interest	
Total Remitted	To Date	59,486.96	235,461.96	409,686.96	591,764.46	591,764.46	591,764.46	591,764.46	591,764.46	591,764.46	591,764.46	591,764.46	Total Remitted	To Date
Actual Balance	To Date	1,779,647.50	1,603,672.50	1,429,447.50	1,247,370.00	1,247,370.00							Actual Balance	To Date
Projected Pymnt	Per Year	59,486.96	175,975.00	174,225.00	182,077.50	179,377.50	176,265.00	177,677.50	178,540.00	178,865.00	178,670.00	177,975.00	Projected Pymnt	Per Year
Projected Balance	At Year End	1,779,647.50	1,603,672.50	1,429,447.50	1,247,370.00	1,067,992.50	891,727.50	714,050.00	535,510.00	356,645.00	177,975.00	0.00	Projected Balance	At Year End

\$1,988,356.26	COB Series 2001 Debt Service on Refunded Bonds	\$1,590,000.00	Principal	\$1,590,000.00	Series 2010 Sources of Funds..Proceeds of Bonds
\$1,839,134.46	GOB Series 2010 Refunded Bonds	\$249,134.46	interest	\$38,746.50	Cost of Issuance
\$149,221.80	Net savings	\$1,839,134.46	GOB Series 2010, Refunding Bonds	\$1,551,253.50	Deposit to Escrow

Original Certificates of Obligation Bonds Series 2001 payments started February 2002
 Series 2010 Refunding ... Interest and Bond Redemptions due February of each year starting February of 2011
 Series 2010 Refunding ... Interest only due August of each year starting August of 2011

GILLESPIE COUNTY, TEXAS

GOB Series 2013 ... Jail Project

Bond Redemptions Interest Payment Schedule
February.2014 through February.2033

Schedule Bond Redemption & Interest Payment		Initial Receipt of Bonds June.2013	Year 1 2014	Year 2 2015	Year 3 2016	Year 4 2017	Year 5 2018	Year 6 2019	Year 7 2020	Year 8 2021	Year 9 2022	Year 10 2023
Projected Balances At Year Start		20,429,713.00	20,429,713.00	19,408,475.00	18,387,525.00	17,367,275.00	16,347,925.00	15,324,725.00	14,300,875.00	13,279,650.00	12,256,300.00	11,234,800.00
February	bonds	0.00	395,000.00	530,000.00	540,000.00	550,000.00	565,000.00	580,000.00	595,000.00	620,000.00	645,000.00	670,000.00
	interest	0.00	378,113.00	248,125.00	242,825.00	237,425.00	231,925.00	226,275.00	217,575.00	208,650.00	194,700.00	181,800.00
August	bonds	0.00	0.00	0.00	0.00	0.00	0.00	0.00	0.00	0.00	0.00	0.00
	interest	0.00	248,125.00	242,825.00	237,425.00	231,925.00	226,275.00	217,575.00	208,650.00	194,700.00	181,800.00	168,400.00
Projected Total Remittance		0.00	1,021,238.00	2,042,188.00	3,062,438.00	4,081,788.00	5,104,988.00	6,128,838.00	7,150,063.00	8,173,413.00	9,194,913.00	10,215,113.00
Project Balances At Year End		20,429,713.00	19,408,475.00	18,387,525.00	17,367,275.00	16,347,925.00	15,324,725.00	14,300,875.00	13,279,650.00	12,256,300.00	11,234,800.00	10,214,600.00
Bonds Issued June.2014												
Principal and Interest payments due February of each year starting February of 2014												
Interest only payments due August of each year starting August of 2014												

Outstanding Tax Secured Debt		Initial Receipt of Bonds June.2013	Year 1 2014	Year 2 2015	Year 3 2016	Year 4 2017	Year 5 2018	Year 6 2019	Year 7 2020	Year 8 2021	Year 9 2022	Year 10 2023
Balances At Year Start		20,429,713.00	20,429,713.00	19,408,475.50								
February	bonds	0.00	395,000.00									
	interest	0.00	378,112.50									
August	bonds	0.00	0.00									
	interest	0.00	248,325.00									
	adjustment		(200.00)									
Total Annual Remittances		0.00	1,021,237.50	0.00								
Total Remittances To Date		0.00	1,021,237.50	1,021,237.50								

GILLESPIE COUNTY, TEXAS

GOB Series 2013 ... Jail Project

Bond Redemptions Interest Payment Schedule
February.2014 through February.2033

Schedule Bond Redemption & Interest Payment		Year 11	Year 12	Year 13	Year 14	Year 15	Year 16	Year 17	Year 18	Year 19	Year 20
		2024	2025	2026	2027	2028	2029	2030	2031	2032	2033
Projected Balances At Year Start		10,214,600.00	9,191,800.00	8,172,500.00	7,152,800.00	6,129,000.00	5,107,400.00	4,084,300.00	3,061,100.00	2,039,200.00	1,020,000.00
February	bonds	700,000.00	725,000.00	755,000.00	790,000.00	820,000.00	855,000.00	890,000.00	925,000.00	960,000.00	1,000,000.00
	interest	168,400.00	154,400.00	139,900.00	124,800.00	109,000.00	92,600.00	75,500.00	57,700.00	39,200.00	20,000.00
August	bonds	0.00	0.00	0.00	0.00	0.00	0.00	0.00	0.00	0.00	0.00
	interest	154,400.00	139,900.00	124,800.00	109,000.00	92,600.00	75,500.00	57,700.00	39,200.00	20,000.00	0.00
Projected Total Remittance		11,237,913.00	12,257,213.00	13,276,913.00	14,300,713.00	15,322,313.00	16,345,413.00	17,368,613.00	18,390,513.00	19,409,713.00	20,429,713.00
Project Balances At Year End		9,191,800.00	8,172,500.00	7,152,800.00	6,129,000.00	5,107,400.00	4,084,300.00	3,061,100.00	2,039,200.00	1,020,000.00	0.00

Outstanding Tax Secured Debt		Year 11	Year 12	Year 13	Year 14	Year 15	Year 16	Year 17	Year 18	Year 19	Year 20
		2024	2025	2026	2027	2028	2029	2030	2031	2032	2033
Balances At Year Start											
February	bonds										
	interest										
August	bonds										
	interest										
Total Annual Remittances											
Total Remittances To Date											

GILLESPIE COUNTY, TEXAS
 Capital Assets Lease/Purchase ... Contract 6451, September.2013
 Road & Bridge Departments

PROJECTED Payments

PROJECTED Payments	FY2014			FY2015			FY2016			FY2017			FY2018			FY2019		
	Total Payment	Principal	Interest	Total Payment	Principal	Interest	Total Payment	Principal	Interest	Total Payment	Principal	Interest	Total Payment	Principal	Interest	Total Payment	Principal	Interest
Balance At Year Start	313,262.40			261,052.00			198,399.52			135,747.04			73,094.56			10,442.08		
October	payment			5,221.04			5,221.04			5,221.04			5,221.04			5,221.04		
	principal/interest				4,448.50	772.54		4,622.79	598.25		4,803.90	417.14		4,992.12	28.92		5,187.70	33.34
November	payment			5,221.04			5,221.04			5,221.04			5,221.04			5,221.04		
	principal/interest				4,462.77	758.27		4,637.62	583.42		4,819.31	401.73		5,008.13	212.91		5,204.37	16.67
December	payment	5,221.04		5,221.04			5,221.04			5,221.04			5,221.04					
	principal/interest	3,882.97	1,338.07		4,477.08	743.96		4,652.49	568.55		4,834.77	386.27		5,024.20	196.84			
January	payment	5,221.04		5,221.04			5,221.04			5,221.04			5,221.04					
	principal/interest	4,322.11	898.93		4,491.44	729.60		4,667.42	553.62		4,850.28	370.76		5,040.31	180.73			
February	payment	5,221.04		5,221.04			5,221.04			5,221.04			5,221.04					
	principal/interest	4,335.97	885.07		4,505.85	715.19		4,682.39	538.65		4,865.84	355.20		5,056.48	164.56			
March	payment	5,221.04		5,221.04			5,221.04			5,221.04			5,221.04					
	principal/interest	4,349.88	871.16		4,520.30	700.74		4,697.41	523.63		4,881.45	339.59		5,072.70	148.34			
April	payment	5,221.04		5,221.04			5,221.04			5,221.04			5,221.04					
	principal/interest	4,363.83	857.21		4,534.80	686.24		4,712.48	508.56		4,897.11	323.93		5,088.97	132.07			
May	payment	5,221.04		5,221.04			5,221.04			5,221.04			5,221.04					
	principal/interest	4,377.83	843.21		4,549.35	671.69		4,727.59	493.45		4,912.82	308.22		5,105.30	115.74			
June	payment	5,221.04		5,221.04			5,221.04			5,221.04			5,221.04					
	principal/interest	4,391.87	829.17		4,563.94	657.10		4,742.76	478.28		4,928.57	292.47		5,121.67	99.37			
July	payment	5,221.04		5,221.04			5,221.04			5,221.04			5,221.04					
	principal/interest	4,405.96	815.08		4,578.58	642.46		4,757.97	463.07		4,944.38	276.66		5,138.10	82.94			
August	payment	5,221.04		5,221.04			5,221.04			5,221.04			5,221.04					
	principal/interest	4,420.10	800.94		4,593.27	627.77		4,773.23	447.81		4,960.24	260.80		5,154.58	66.46			
September	payment	5,221.04		5,221.04			5,221.04			5,221.04			5,221.04					
	principal/interest	4,434.27	786.77		4,608.01	613.03		4,788.54	432.50		4,976.16	244.88		5,171.12	49.92			
Total Proposed Payments Per Year																		
	Total Payments	52,210.40		62,652.48			62,652.48			62,652.48			62,652.48			10,442.08		
	Principal	43,284.79		54,333.89			56,462.69			58,674.83			60,973.68			10,392.07		
	Interest		8,925.61		8,318.59		6,189.79		3,977.65		1,478.80		50.01					
Projected Balance Year End																		
		261,052.00		198,399.52			135,747.04			73,094.56			10,442.08			0.00		

GILLESPIE COUNTY, TEXAS
Capital Assets Lease/Purchase ... Contract 6451, September.2013
Road & Bridge Departments

ACTUAL Payments

ACTUAL Payments	FY2014		FY2015		FY2016		FY2017		FY2018		FY2019	
	Total Payment	Principal	Interest	Total Payment	Principal	Interest	Total Payment	Principal	Interest	Total Payment	Principal	Interest
Balance At Year Start	313,262.40			261,062.00								
October payment				5,221.04								
principal/interest				4,462.77		758.27						
November payment												
principal/interest												
December payment	10,442.08											
principal/interest	8,205.08	2,237.00										
January payment	5,221.04											
principal/interest	4,335.97	885.07										
February payment	5,221.04											
principal/interest	4,349.88	871.16										
March payment	5,221.04											
principal/interest	4,363.83	857.21										
April payment	5,221.04											
principal/interest	4,377.83	843.21										
May payment	5,221.04											
principal/interest	4,391.87	829.17										
June payment	5,221.04											
principal/interest	4,405.96	815.08										
July payment	5,211.04											
principal/interest	4,420.10	790.94										
August payment	5,221.04											
principal/interest	4,434.27	786.77										
September payment												
principal/interest												
Total Payments as of Current Date												
Total Payments	52,200.40			5,221.04								
Principal	43,284.79			4,462.77								
Interest				8,915.61		758.27						
Balance as of Current Period												
	261,062.00			255,840.96								

County of Gillespie
 District Clerk Bond / Trust Recap
 October 2013 - September 2014
 Funds Managed by County Treasurer

Cause Description	Cause No	Initial Investment Face Value	Prior Interest Adjusted Interest	TexPool Interest	Current Year Interest												Cause Description	Released Investments	Current Balances	Total Interest FY2015
					TexPool Account															
					Oct.2014	Nov.2014	Dec.2014	Jan.2015	Feb.2015	Mar.2015	Apr.2015	May.2015	Jun.2015	Jul.2015	Aug.2015	Sep.2015				
Sonstegard / Curtis	2705	1,000.00	792.80	31.52	closed 05.2004/transferred to District Clerk Acct 117												Sonstegard / Curtis	1,824.32	0.00	0.00
State v Montagnino	4073	10,000.00	43.82	171.08	closed 04.2004												State v Montagnino	10,214.90	0.00	0.00
State v Chow	4232	10,000.00		31.34	closed 05.2004/transferred to District Clerk Acct 117												State v Chow	10,031.34	0.00	0.00
State v Loui	4233	10,000.00		25.50	closed 04.2004												State v Loui	10,025.50	0.00	0.00
State v Duecker	4261	20,000.00		33.03	closed 05.2004/transferred to District Clerk Acct 117												State v Duecker	20,033.03	0.00	0.00
State v Duecker	4262	20,000.00		33.03	closed 05.2004/transferred to District Clerk Acct 117												State v Duecker	20,033.03	0.00	0.00
Wheatcraft v Meier	6978	500.00	236.07	158.58	0.02												Wheatcraft v Meier		894.67	0.02
Munsell Meier v Robinson	7227	1,000.00	390.71	254.33	closed 03.11.2008												Munsell Meier v Robinson	1,645.04	0.00	0.00
Pauls v Bird	8623	500.00	77.66	124.45	0.02												Pauls v Bird		702.13	0.02
Pruitt v Danes	8764	1,000.00	128.41	16.95	closed 02.2004												Pruitt v Danes	1,145.36	0.00	0.00
Damron (Investment)	8766	500.00		24.86	closed 10.2005												Damron (Investment)	524.86	0.00	0.00
Tin Star Ranch	9411	500.00	5.37	32.96	closed 02.03.2006												Tin Star Ranch	538.33	0.00	0.00
Hearne & Phillips	9461	100.00	1.07	21.75	0.00												Hearne & Phillips		122.82	0.00
Haggard v Schroeder	9666	500.00	1.19	107.92	0.01												Haggard v Schroeder		609.12	0.01
Staats v Tonn	9752	1,000.00		17.85	closed 12.2003												Staats v Tonn	1,017.85	0.00	0.00
Silver Deer v Senkbeil	10010	100.00		20.54	0.00												Silver Deer v Senkbeil		120.54	0.00
Ankem v Woods & Schmidt	10154	1,000.00		55.01	closed 03.06.2006												Ankem v Woods & Schmidt	1,055.01	0.00	0.00
Sledge v Jones	10370	1,000.00		190.20	0.03												Sledge v Jones		1,190.23	0.03
Whitewood v Hartel	10373	100.00		19.06	0.00												Whitewood v Hartel		119.06	0.00
Ballard v Keidel	10412	1,000.00		4.31	closed 12.2004												Ballard v Keidel	1,004.31	0.00	0.00
Parker/Roscoe L	10522	23,800.00		2,639.22	closed 07.12.2007												Parker/Roscoe L	26,439.22	0.00	0.00
Harris v Fourton (dba Silver Deer)	10779	1,000.00		151.50	0.03												Harris v Fourton (dba Silver Deer)		1,151.53	0.03
Fonder v Salinas	10930	200.00		27.42	0.01												Fonder v Salinas		227.43	0.01
City of Fbg v Penick	10970	274,045.00		118.40	closed 09.21.2006												City of Fbg v Penick	274,163.40	0.00	0.00
A J Waight v LCRA	11042	250.00		1.06	closed 07.20.2006												A J Waight v LCRA	251.06	0.00	0.00
Jenschke v Friedrich	11228	1,000.00		15.72	closed 06.01.2007												Jenschke v Friedrich	1,015.72	0.00	0.00
Quest Oil v Wallen and B&B Oil	11259	1,000.00		74.17	closed 03.24.2011												Quest Oil v Wallen and B&B Oil	1,074.17	0.00	0.00
Cornerstone v Parker	11336	1,000.00		52.34	0.02												Cornerstone v Parker		1,052.36	0.02
Irwin vs Irwin	11399	303,022.74		3,310.61	closed 06.07.2011												Irwin vs Irwin	306,333.35	0.00	0.00
Herb Venture v Varney	11703	250.00		3.98	0.01												Herb Venture v Varney		253.99	0.01
Dolezal vs Dolezal	11812	1,000.00		7.95	closed 10.2012												Dolezal vs Dolezal	1,007.95	0.00	0.00

County of Gillespie
District Clerk Bond / Trust Recap
 October 2013 - September 2014
 Funds Managed by County Treasurer

Cause No	Cause Description	Initial Investment Face Value	Prior Adjusted Interest	Current Year Interest	Current Year Interest												Released Investments	Current Balances	Total Interest FY2015
					Oct-2014	Nov-2014	Dec-2014	Jan-2015	Feb-2015	Mar-2015	Apr-2015	May-2015	Jun-2015	Jul-2015	Aug-2015	Sep-2015			
11877	Bredemus and JAB Cheese v Just	1,000.00																1,009.28	0.02
11897	Prause & Thompson v Bierschwale	100.00																100.90	0.00
11904	Rutherford v Rafter & Kamp	100.00																100.90	0.00
11928A	Querner v Lester	1,000.00																1,001.36	0.02
12195	TexHilCo Employees C.U. vs Beckmann	100.00																100.05	0.00
12209	Fulton v Coleman	500.00																502.82	0.01
12228	IBT Int v Grammer	115,000.00																115,130.48	0.00
12369	Ferrell vs Hall, Executor Estate of Klein, Deceased	500.00																500.60	0.00
12603	12603 Baby vs Doggett	400.00																400.35	0.00
12964	Cover v Chase Bank	100.00																100.10	0.00
13025	Balero v Federal Home Mortgage	250.00																250.37	0.01
13119	LCRA vs TRT Ranch	949,500.00																949,545.58	0.00
13120	LCRA vs Oehler	195,000.00																195,009.36	0.00
13121	LCRA vs Walhund	177,000.00																177,008.49	0.00
13203	Collins, Estate of Smith v Bank of America	500.00																500.05	0.01
13291	Whalley, et al vs Live Springs, et al	500.00																500.42	0.01
13320	Bruce Kneese vs New York Life Insurance and Annuity Corp, et al	951.17																951.35	0.02
13343	Hampton vs Spornbauer	2,000.00																2,001.64	0.05
13640	Kerrville Professional Properties LTD ... vs Friendship Village Owner's Assn, Inc ...	2,000.00																0.00	0.00
13683	In the Matter of the Marriage of Roxanne L Pennington & Gerard M Pennington and In the Interest of Sarah Pennington & Matthew Pennington, Children	500.00																500.08	0.01
13859	Berry vs Cardash	500,964.49																501,004.67	11.40
13859TRC	Berry vs Cardash ... TRO	5,000.00																5,000.20	0.11
10522(e)	Roscoe L Parker Guardianship	7,500.00																8,087.17	0.00
3870A	State v Farmer	4,000.00																4,572.49	0.00
3870B	State v Farmer	1,000.00																1,146.08	0.00
8766(A)	Damron (trust)	26,276.61																26,371.44	0.00
Totals		2,876,132.01	2,308.07	11.82	0.00	0.00	0.00	0.00	0.00	0.00	0.00	0.00	0.00	0.00	0.00	0.00	0.00	519,966.62	11.82

County of Gillespie
County Clerk Holding Account Recap
 October 2013 - September 2014
 Funds Managed by County Treasurer

Cause	Investment Face		Prior Interest		Current Year Interest TextPool Account												Released Investment	Current Balances	Total Interest		
	Value	Interest	Adjusted	TextPool	Oct. 2014	Nov. 2014	Dec. 2014	Jan. 2015	Feb. 2015	Mar. 2015	Apr. 2015	May 2015	Jun. 2015	Jul. 2015	Aug. 2015	Sep. 2015					
Cause 9145 Doyle/Michael J Guardianship additional funds added July 2013 of \$682.40 to original face of \$119,517.83 or \$120,200.23 principal	120,200.23	281.82	281.82	2.73															0.00	120,484.78	2.73
Cause 8132 Roscoe L Parker	7,500.00	97.71	97.71	04,2006 account closed - case transferred to District Court															7,597.71	0.00	
Cause 8321 David Eugene Reynolds	100,000.00	11,872.07	11,872.07	closed 07/14/2008															111,872.07	0.00	
Investment Totals	107,500.00	0.00	12,251.60	2.73	0.00	0.00	0.00	0.00	0.00	0.00	0.00	0.00	0.00	0.00	0.00	0.00	0.00	119,469.78	120,484.78	2.73	

GILLESPIE COUNTY TEXAS

Investment Performance Summary
Certificate of Deposits

Financial Institution	FY2015												Year To Date
	Oct	Nov	Dec	Jan	Feb	Mar	Apr	May	Jun	Jul	Aug	Sep	
Blanco National Bank													Blanco National Bank
Certificate of Deposits ... held at face value													Certificate of Deposits ... held at face value
Amount of Investment	2,400,000												2,400,000 Average Investment
Average Interest Rate	0.4500												0.4500 Average Interest Rate
Earned Interest	887.76												887.76 Earned Interest
Security State Bank & Trust													Security State Bank & Trust
Certificate of Deposits ... held at face value													Certificate of Deposits ... held at face value
Amount of Investment	2,650,000												2,650,000 Average Investment
Average Interest Rate	0.3500												0.3500 Average Interest Rate
Earned Interest	762.36												762.36 Earned Interest

Financial Institution	FY2014												Year To Date
	Oct	Nov	Dec	Jan	Feb	Mar	Apr	May	Jun	Jul	Aug	Sep	
Blanco National Bank													Blanco National Bank
Certificate of Deposits ... held at face value													Certificate of Deposits ... held at face value
Amount of Investment	2,400,000	2,400,000	2,400,000	2,400,000	2,400,000	2,400,000	2,400,000	2,400,000	2,400,000	2,400,000	2,400,000	2,400,000	2,400,000 Average Investment
Average Interest Rate	0.5333	0.5167	0.5042	0.4917	0.4875	0.4792	0.4583	0.4500	0.4500	0.4500	0.4500	0.4500	0.4767 Average Interest Rate
Earned Interest	1,076.62	1,095.57	1,019.12	1,036.14	1,005.73	910.12	985.20	912.39	925.77	887.76	917.28	917.28	11,688.98 Earned Interest
Security State Bank & Trust													Security State Bank & Trust
Certificate of Deposits ... held at face value													Certificate of Deposits ... held at face value
Amount of Investment	2,650,000	2,650,000	2,650,000	2,650,000	2,650,000	2,650,000	2,650,000	2,650,000	2,650,000	2,650,000	2,650,000	2,650,000	2,650,000 Average Investment
Average Interest Rate	0.3889	0.3889	0.3889	0.3833	0.3722	0.3667	0.3611	0.3556	0.3556	0.3500	0.3500	0.3500	0.3676 Average Interest Rate
Earned Interest	871.27	874.78	846.61	874.78	852.59	764.27	834.46	792.22	808.99	782.91	787.76	787.76	9,878.40 Earned Interest

Financial Institution	FY2013												Year To Date
	Oct	Nov	Dec	Jan	Feb	Mar	Apr	May	Jun	Jul	Aug	Sep	
Blanco National Bank													Blanco National Bank
Certificate of Deposits ... held at face value													Certificate of Deposits ... held at face value
Amount of Investment	2,400,000	2,400,000	2,400,000	2,400,000	2,400,000	2,400,000	2,400,000	2,400,000	2,400,000	2,400,000	2,400,000	2,400,000	2,400,000 Average Investment
Average Interest Rate	0.6500	0.6458	0.6375	0.6250	0.6208	0.6125	0.6125	0.5833	0.5708	0.5583	0.5500	0.5471	0.6011 Average Interest Rate
Earned Interest	1,282.08	1,324.80	1,273.86	1,299.33	1,267.84	1,148.97	1,248.39	1,167.00	1,188.96	1,125.91	1,146.51	1,129.53	14,603.18 Earned Interest
Security State Bank & Trust													Security State Bank & Trust
Certificate of Deposits ... held at face value													Certificate of Deposits ... held at face value
Amount of Investment	2,650,000	2,650,000	2,650,000	2,650,000	2,650,000	2,650,000	2,650,000	2,650,000	2,650,000	2,650,000	2,650,000	2,650,000	2,650,000 Average Investment
Average Interest Rate	0.4778	0.4778	0.4778	0.4667	0.4444	0.4333	0.4333	0.4111	0.4111	0.4000	0.4000	0.4000	0.4361 Average Interest Rate
Earned Interest	1,089.06	1,074.40	1,039.75	1,074.40	1,030.84	917.83	993.69	920.58	942.72	912.36	900.25	900.25	11,796.13 Earned Interest

Financial Institution	FY2012												Year To Date
	Oct	Nov	Dec	Jan	Feb	Mar	Apr	May	Jun	Jul	Aug	Sep	
Blanco National Bank													Blanco National Bank
Certificate of Deposits ... held at face value													Certificate of Deposits ... held at face value
Amount of Investment	2,400,000	2,400,000	2,400,000	2,400,000	2,400,000	2,400,000	2,400,000	2,400,000	2,400,000	2,400,000	2,400,000	2,400,000	2,400,000 Average Investment
Average Interest Rate	0.8458	0.8083	0.7833	0.7458	0.7333	0.7167	0.6750	0.6583	0.6500	0.6500	0.6500	0.6500	0.7139 Average Interest Rate
Earned Interest	1,693.08	1,724.02	1,598.55	1,596.62	1,516.62	1,401.92	1,460.72	1,331.40	1,341.79	1,282.08	1,324.80	1,324.80	17,596.40 Earned Interest
Security State Bank & Trust													Security State Bank & Trust
Certificate of Deposits ... held at face value													Certificate of Deposits ... held at face value
Amount of Investment	2,650,000	2,650,000	2,650,000	2,650,000	2,650,000	2,650,000	2,650,000	2,650,000	2,650,000	2,650,000	2,650,000	2,650,000	2,650,000 Average Investment
Average Interest Rate	0.7222	0.7222	0.7222	0.6889	0.6222	0.5889	0.5556	0.5222	0.5222	0.5000	0.5000	0.5000	0.5972 Average Interest Rate
Earned Interest	1,800.00	1,605.23	1,553.43	1,605.23	1,477.83	1,334.81	1,363.18	1,195.90	1,210.30	1,171.25	1,125.37	1,125.37	16,567.90 Earned Interest

GILLESPIE COUNTY TEXAS

Investment Performance Summary
Certificate of Deposits

Financial Institution	FY2011												Year To Date										
	Oct	Nov	Dec	Jan	Feb	Mar	Apr	May	Jun	Jul	Aug	Sep											
Blanco National Bank													Blanco National Bank										
Certificate of Deposits ... held at face value													Certificate of Deposits ... held at face value										
Amount of Investment	2,400,000	2,400,000	2,400,000	2,400,000	2,400,000	2,400,000	2,400,000	2,400,000	2,400,000	2,400,000	2,400,000	2,400,000	2,400,000	2,400,000	2,400,000	2,400,000	2,400,000	2,400,000	2,400,000				
Average Interest Rate	1.4625	1.3292	1.2542	1.1938	1.1771	1.1354	1.0313	0.9896	0.9396	0.9104	0.8813	0.8583							1.0969	Average Interest Rate			
Earned Interest	2,979.48	2,981.13	2,621.94	2,556.45	2,422.88	2,185.34	2,312.03	2,034.21	2,017.07	1,853.37	1,855.68	1,796.22							27,615.80	Earned Interest			
Security State Bank & Trust													Security State Bank & Trust										
Certificate of Deposits ... held at face value													Certificate of Deposits ... held at face value										
Amount of Investment	2,650,000	2,650,000	2,650,000	2,650,000	2,650,000	2,650,000	2,650,000	2,650,000	2,650,000	2,650,000	2,650,000	2,650,000	2,650,000	2,650,000	2,650,000	2,650,000	2,650,000	2,650,000	2,650,000	2,650,000	Average Investment		
Average Interest Rate	1.1333	1.1333	1.1333	1.1000	1.0222	0.9833	0.9333	0.8833	0.8833	0.8333	0.8333	0.8333	0.8333	0.8333	0.8333	0.8333	0.8333	0.8333	0.8333	0.8333	0.8333	0.9754	Average Interest Rate
Earned Interest	2,447.26	2,541.58	2,459.59	2,541.58	2,411.45	2,129.59	2,280.43	2,021.92	2,051.12	1,984.93	1,860.02	1,860.02							26,589.49	Earned Interest			

Financial Institution	FY2010												Year To Date								
	Oct	Nov	Dec	Jan	Feb	Mar	Apr	May	Jun	Jul	Aug	Sep									
Blanco National Bank													Blanco National Bank								
Certificate of Deposits ... held at face value													Certificate of Deposits ... held at face value								
Amount of Investment	2,200,000	2,200,000	2,200,000	2,200,000	2,200,000	2,200,000	2,400,000	2,400,000	2,400,000	2,400,000	2,400,000	2,400,000	2,400,000	2,400,000	2,400,000	2,400,000	2,400,000	2,400,000	2,400,000	2,300,000	Average Investment
Average Interest Rate	2.5886	2.4409	2.3500	2.1795	2.1227	2.0091	1.8083	1.7250	1.6208	1.5792	1.5479	1.5104								1.9569	Average Interest Rate
Earned Interest	4,775.37	4,836.85	4,413.71	4,390.95	4,057.67	3,597.30	3,753.99	3,567.14	3,516.20	3,197.28	3,218.95	3,155.25								46,480.66	Earned Interest
Security State Bank & Trust													Security State Bank & Trust								
Certificate of Deposits ... held at face value													Certificate of Deposits ... held at face value								
Amount of Investment	400,000	400,000	400,000	400,000	400,000	650,000	2,650,000	2,650,000	2,650,000	2,650,000	2,650,000	2,650,000	2,650,000	2,650,000	2,650,000	2,650,000	2,650,000	2,650,000	2,650,000	1,545,833	Average Investment
Average Interest Rate	1.5750	1.5750	1.5750	1.5750	1.2750	1.2500	1.1333	1.0833	1.0833	1.1389	1.1389	1.1389	1.1389	1.1389	1.1389	1.1389	1.1389	1.1389	1.1389	1.2951	Average Interest Rate
Earned Interest	673.99	535.06	517.82	535.06	532.05	394.25	677.32	2,441.10	2,193.21	2,202.74	2,528.82	2,528.83								15,760.25	Earned Interest

Financial Institution	FY2009												Year To Date								
	Oct	Nov	Dec	Jan	Feb	Mar	Apr	May	Jun	Jul	Aug	Sep									
Blanco National Bank													Blanco National Bank								
Certificate of Deposits ... held at face value													Certificate of Deposits ... held at face value								
Amount of Investment	1,700,000	1,700,000	1,700,000	1,700,000	1,700,000	1,700,000	2,200,000	2,200,000	2,200,000	2,200,000	2,200,000	2,200,000	2,200,000	2,200,000	2,200,000	2,200,000	2,200,000	2,200,000	2,200,000	1,950,000	Average Investment
Average Interest Rate	4.0412	3.6618	3.5353	3.2294	3.1500	3.0147	2.8682	2.7864	2.7864	2.7455	2.6932	2.6409								3.0961	Average Interest Rate
Earned Interest	5,810.95	5,834.80	5,116.43	5,104.40	4,634.27	4,136.41	4,352.75	5,385.78	5,206.30	5,038.38	5,129.86	5,032.19								60,782.52	Earned Interest
Security State Bank & Trust													Security State Bank & Trust								
Certificate of Deposits ... held at face value													Certificate of Deposits ... held at face value								
Amount of Investment	900,000	900,000	900,000	900,000	900,000	900,000	400,000	400,000	400,000	400,000	400,000	400,000	400,000	400,000	400,000	400,000	400,000	400,000	400,000	650,000	Average Investment
Average Interest Rate	3.0300	3.0300	3.0300	3.0300	2.4300	2.4300	2.2875	2.0500	2.0500	2.0500	2.0500	2.0500	2.0500	2.0500	2.0500	2.0500	2.0500	2.0500	2.0500	2.4598	Average Interest Rate
Earned Interest	1,984.94	2,305.90	2,231.52	2,305.90	2,297.68	1,860.84	2,051.10	752.07	696.44	673.99	696.44	696.44								18,553.26	Earned Interest

Financial Institution	FY2008												Year To Date								
	Oct	Nov	Dec	Jan	Feb	Mar	Apr	May	Jun	Jul	Aug	Sep									
Blanco National Bank													Blanco National Bank								
Certificate of Deposits ... held at face value													Certificate of Deposits ... held at face value								
Amount of Investment	1,600,000	1,600,000	1,600,000	1,600,000	1,600,000	1,700,000	1,700,000	1,700,000	1,700,000	1,700,000	1,700,000	1,700,000	1,700,000	1,700,000	1,700,000	1,700,000	1,700,000	1,700,000	1,700,000	1,658,333	Average Investment
Average Interest Rate	5.5531	5.4875	5.4656	5.2313	5.1219	4.9382	4.8206	4.5559	4.5559	4.4235	4.2912	4.1588								4.8836	Average Interest Rate
Earned Interest	7,331.57	7,546.16	7,216.49	7,427.24	7,085.44	6,534.39	7,129.97	6,735.65	6,577.93	6,365.77	6,386.84	6,195.75								82,533.20	Earned Interest
Security State Bank & Trust													Security State Bank & Trust								
Certificate of Deposits ... held at face value													Certificate of Deposits ... held at face value								
Amount of Investment	300,000	300,000	800,000	800,000	800,000	300,000	800,000	800,000	800,000	800,000	800,000	800,000	800,000	800,000	800,000	800,000	800,000	800,000	800,000	675,000	Average Investment
Average Interest Rate	5.4483	5.4483	5.0863	4.6288	3.4463	3.9283	3.6963	3.0375	3.0375	3.0375	3.0375	3.0375	3.0375	3.0375	3.0375	3.0375	3.0375	3.0375	3.0375	3.9058	Average Interest Rate
Earned Interest	1,343.43	1,388.20	1,343.43	3,288.46	3,050.05	2,293.02	1,000.92	2,201.52	2,051.10	1,984.94	2,051.10	2,051.10								24,047.27	Earned Interest

GILLESPIE COUNTY TEXAS

Investment Performance Summary
Certificate of Deposits

Financial Institution	FY2007												Year To Date	
	Oct	Nov	Dec	Jan	Feb	Mar	Apr	May	Jun	Jul	Aug	Sep		
Blanco National Bank													Blanco National Bank	
Certificate of Deposits ... held at face value													Certificate of Deposits ... held at face value	
Amount of Investment	1,300,000	1,400,000	1,400,000	1,600,000	1,600,000	1,600,000	1,600,000	1,600,000	1,600,000	1,600,000	1,600,000	1,600,000	1,541,667	Average Investment
Average Interest Rate	5.1615	5.3143	5.3679	5.4563	5.5000	5.5313	5.5563	5.5655	5.5875	5.5875	5.5813	5.5750	5.4820	Average Interest Rate
Earned Interest	5,404.13	5,698.91	6,115.12	6,382.63	7,352.09	6,813.15	7,516.46	7,306.91	7,592.89	7,348.01	7,592.89	7,584.39	82,707.58	Earned Interest
Security State Bank & Trust													Security State Bank & Trust	
Certificate of Deposits ... held at face value													Certificate of Deposits ... held at face value	
Amount of Investment	200,000	200,000	200,000	200,000	300,000	300,000	300,000	300,000	300,000	300,000	300,000	300,000	266,667	Average Investment
Average Interest Rate	5.0950	5.0950	5.0950	5.0950	5.4167	5.4167	5.4167	5.4483	5.4483	5.4483	5.4483	5.4483	5.3226	Average Interest Rate
Earned Interest	837.54	865.46	837.54	865.46	865.46	1,246.58	1,380.15	1,335.62	1,388.20	1,343.43	1,388.20	1,388.20	13,741.84	Earned Interest

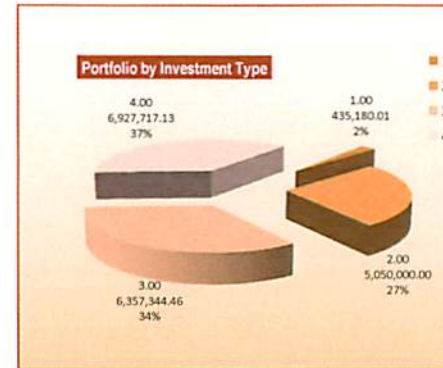
Financial Institution	FY2006												Year To Date	
	Oct	Nov	Dec	Jan	Feb	Mar	Apr	May	Jun	Jul	Aug	Sep		
Blanco National Bank													Blanco National Bank	
Certificate of Deposits ... held at face value													Certificate of Deposits ... held at face value	
Amount of Investment	1,200,000	1,200,000	1,200,000	1,200,000	1,200,000	1,200,000	1,300,000	1,300,000	1,300,000	1,300,000	1,300,000	1,300,000	1,250,000	Average Investment
Average Interest Rate	3.0933	3.2767	3.6058	4.0142	4.1808	4.3290	4.3885	4.6731	4.6731	4.8080	4.9385	5.0680	4.2541	Average Interest Rate
Earned Interest	3,050.96	3,339.50	3,556.44	3,883.06	4,091.15	3,848.66	4,412.19	4,689.04	4,726.43	4,993.12	5,308.21	5,455.61	51,354.37	Earned Interest
Security State Bank & Trust													Security State Bank & Trust	
Certificate of Deposits ... held at face value													Certificate of Deposits ... held at face value	
Amount of Investment	100,000	100,000	100,000	100,000	100,000	100,000	100,000	200,000	200,000	200,000	200,000	200,000	141,667	Average Investment
Average Interest Rate	3.0000	3.0000	3.0000	3.0000	5.0000	5.0000	5.0000	5.0950	5.0950	5.0950	5.0950	5.0950	4.3729	Average Interest Rate
Earned Interest	246.58	254.80	246.58	254.80	254.80	383.56	424.66	410.96	865.46	837.54	865.46	865.46	5,910.66	Earned Interest

Financial Institution	FY2005												Year To Date		
	Oct	Nov	Dec	Jan	Feb	Mar	Apr	May	Jun	Jul	Aug	Sep			
Blanco National Bank													Blanco National Bank		
Certificate of Deposits ... held at face value													Certificate of Deposits ... held at face value		
Amount of Investment	1,200,000	1,200,000	1,200,000	1,200,000	1,200,000	1,200,000	1,200,000	1,200,000	1,200,000	1,200,000	1,200,000	1,200,000	1,200,000	Average Investment	
Average Interest Rate	1.8470	1.8600	1.8808	1.8808	2.0558	2.1558	2.2742	2.2742	2.5408	2.6575	2.8017	2.9267	2.2629	Average Interest Rate	
Earned Interest	1,814.02	1,895.70	1,855.10	1,916.93	2,095.26	1,984.55	2,288.18	2,243.02	2,583.80	2,626.85	2,855.39	2,985.79	25,049.33	Earned Interest	
Security State Bank & Trust													Security State Bank & Trust		
Certificate of Deposits ... held at face value													Certificate of Deposits ... held at face value		
Amount of Investment					100,000	100,000	100,000	100,000	100,000	100,000	100,000	100,000	100,000	Average Investment	
Average Interest Rate					3.0000	3.0000	3.0000	3.0000	3.0000	3.0000	3.0000	3.0000	3.0000	Average Interest Rate	
Earned Interest					0.00	230.14	230.14	246.58	254.80	246.58	254.80	254.80	254.80	1,717.84	Earned Interest

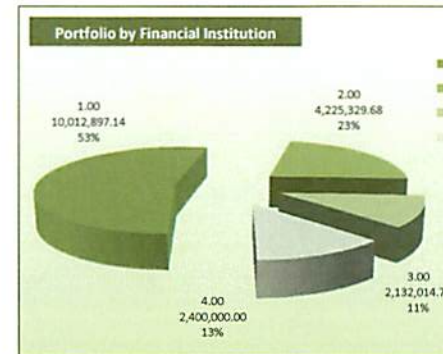
GILLESPIE COUNTY, TEXAS Portfolio Asset Summary By Investment Type

As of October 31, 2014
Of Funds Managed By County Treasurer Office

Financial Institution Account / Investment Type	Cash Balances As Of October 31, 2014	
Security State Bank & Trust County Depository		
Checking Accounts		
General ... multi-fund account	(208.81)	
COB 2001, GOB Series 2010 Interest & Sinking	37,675.38	
County Attorney Hot Check Fund	13,769.25	
Appellate Judicial	1,036.61	
Justice of Peace No 1	29,973.05	
Justice of Peace No 2	28,222.24	
County Clerk Operating	42,495.00	
District Clerk Operating	54,857.31	
GOB Series 2013 ... Jail Project	1.00	
GOB Series 2013 ... Interest & Sinking	227,358.98	435,180.01
Sweep Accounts		
General Sweep Account ... multi-fund account	4,641,096.57	
GOB Series 2013 Sweep Account ... Jail Project	2,286,620.56	6,927,717.13
Certificate of Deposit .. General Fund (10.)		
0.35% per annum, paid monthly .. maturity 02.11.2015	100,000.00	
0.35% per annum, paid monthly .. maturity 05.02.2015	100,000.00	
0.35% per annum, paid monthly .. maturity 02.28.2015	100,000.00	
0.35% per annum, paid monthly .. maturity 10.29.2015	100,000.00	
0.35% per annum, paid monthly .. maturity 03.04.2015	250,000.00	
0.35% per annum, paid monthly .. maturity 04.01.2015	500,000.00	
0.35% per annum, paid monthly .. maturity 07.01.2015	500,000.00	
0.35% per annum, paid monthly .. maturity 10.01.2015	500,000.00	
0.35% per annum, paid monthly .. maturity 01.01.2015	500,000.00	2,650,000.00
		10,012,897.14
TexPool Investment Service for Public Funds		
Investment Pool		
General ... multi-fund account	3,483,171.08	
Interest & Sinking	709.99	
District Clerk Holding In Trust	519,968.62	
County Clerk Holding In Trust	120,484.78	
GOB Series 2013 ... Jail Project	100,995.21	4,225,329.68
		4,225,329.68



Portfolio by Investment Type As of October 31, 2014	
1	435,180.01 Checking Accounts
2	5,050,000.00 Certificates of Deposit
3	6,357,344.46 Investment Pools
4	6,927,717.13 Sweep Accounts
18,770,241.60 Total	



Portfolio by Financial Institution As of October 31, 2014	
1	10,012,897.14 Security State Bank & Trust
2	4,225,329.68 TexPool
3	2,132,014.78 Texas Class
4	2,400,000.00 Blanco National Bank
18,770,241.60 Total	

GILLESPIE COUNTY, TEXAS
Portfolio Asset Summary By Investment Type

As of October 31, 2014
Of Funds Managed By County Treasurer Office

Financial Institution Account / Investment Type	Cash Balances As Of October 31, 2014		
Texas Class			
Investment Service for Public Funds			
Investment Pool			
GOB Series 2013 ... Jail Project	2,132,014.78	2,132,014.78	2,132,014.78
Blanco National Bank			
Certificate of Deposit .. General Fund (10)			
0.45% per annum, paid monthly .. maturity 11.07.2014	100,000.00		
0.45% per annum, paid monthly .. maturity 02.11.2015	100,000.00		
0.45% per annum, paid monthly .. maturity 01.02.2015	100,000.00		
0.45% per annum, paid monthly .. maturity 07.19.2015	100,000.00		
0.45% per annum, paid monthly .. maturity 03.07.2015	100,000.00		
0.45% per annum, paid monthly .. maturity 09.07.2015	100,000.00		
0.45% per annum, paid monthly .. maturity 10.07.2015	100,000.00		
0.45% per annum, paid monthly .. maturity 05.28.2015	100,000.00		
0.45% per annum, paid monthly .. maturity 05.28.2015	100,000.00		
0.45% per annum, paid monthly .. maturity 08.02.2015	100,000.00		
0.45% per annum, paid monthly .. maturity 11.02.2014	100,000.00		
0.45% per annum, paid monthly .. maturity 12.02.2014	100,000.00		
0.45% per annum, paid monthly .. maturity 04.18.2015	100,000.00		
0.45% per annum, paid monthly .. maturity 11.22.2014	100,000.00		
0.45% per annum, paid monthly .. maturity 01.30.2015	100,000.00		
0.45% per annum, paid monthly .. maturity 01.30.2015	100,000.00		
0.45% per annum, paid monthly .. maturity 03.05.2015	100,000.00		
0.45% per annum, paid monthly .. maturity 04.01.2015	100,000.00		
0.45% per annum, paid monthly .. maturity 12.01.2014	100,000.00		
0.45% per annum, paid monthly .. maturity 04.01.2015	100,000.00		
0.45% per annum, paid monthly .. maturity 04.01.2015	100,000.00		
0.45% per annum, paid monthly .. maturity 04.15.2015	100,000.00		
0.45% per annum, paid monthly .. maturity 06.01.2015	100,000.00		
0.45% per annum, paid monthly .. maturity 06.15.2015	100,000.00	2,400,000.00	2,400,000.00
Total			18,770,241.60

GILLESPIE COUNTY, TEXAS

Portfolio Asset Summary vs. Security Holdings
 As of October 31, 2014

For Funds Held by the County Treasurer and All Fee Offices

Financial Institution Account / Investment Type	Cash Balances as of October 31, 2014		Financial Institution Pledge / Security Holdings
Security State Bank & Trust County Depository	Account Balances		Pledge / Security Holdings
County Treasurer Managed Accounts			
Checking Accounts			
General Checking ... multi-fund account	(208.81)		
COB Series 2001, GORefunding 2010 Interest & Sinking	37,675.38		
County Attorney Hot Check Fund	13,769.25		
Appellate Judicial	1,036.61		
Justice of Peace No 1	29,973.05		
Justice of Peace No 2	28,222.24		
County Clerk Operating	42,495.00		
District Clerk Operating	54,857.31		
GOB Series 2013 ... Jail Project	1.00		
GOB Series 2013 ... Interest & Sinking	227,358.98	435,180.01	
Sweep Account			
General Sweep Account ... multi-fund account	4,641,096.57		
GOB Series 2013 Sweep Account ... Jail Project	2,286,620.56	6,927,717.13	
County Treasurer Managed Investments			
Certificates of Deposit ... General Fund (10.)			
0.35% per annum, paid monthly .. maturity 02.11.2015	100,000.00		
0.35% per annum, paid monthly .. maturity 05.02.2015	100,000.00		
0.35% per annum, paid monthly .. maturity 02.28.2015	100,000.00		
0.35% per annum, paid monthly .. maturity 10.29.2015	100,000.00		
0.35% per annum, paid monthly .. maturity 03.04.2015	250,000.00		
0.35% per annum, paid monthly .. maturity 04.01.2015	500,000.00		
0.35% per annum, paid monthly .. maturity 07.01.2015	500,000.00		
0.35% per annum, paid monthly .. maturity 10.01.2015	500,000.00		
0.35% per annum, paid monthly .. maturity 01.01.2015	500,000.00	2,650,000.00	

GILLESPIE COUNTY, TEXAS

Portfolio Asset Summary vs. Security Holdings
As of October 31, 2014

For Funds Held by the County Treasurer and All Fee Offices

Financial Institution Account / Investment Type	Cash Balances as of October 31, 2014	Financial Institution Pledge / Security Holdings
Security State Bank & Trust County Depository	Account Balances	Pledge / Security Holdings
Tax Assessor-Collector Managed Accounts		
Checking Accounts		
TA-C Operating Account	37,947.21	
TXP&WL	1,424.14	
MVD	148,834.10	
MVD Sales Tax	238,290.13	
City of Fredericksburg Ad Valorem	36,836.32	
MVD Title	2,379.37	
Road & Bridge Fee	10,307.02	
Fredericksburg ISD Ad Valorem	413,022.26	
Escrow (Ad Valorem Property)	7,525.37	
VIT (Vehicle Inventory Tax) Escrow	27,302.86	
Harper ISD Ad Valorem	75,717.79	
Gillespie County WCID Ad Valorem	96.59	
Doss CCSD Ad Valorem	5,051.55	
Stonewall WCID Ad Valorem	1,011.42	
Hill Country Underground WCD Ad Valorem	4,124.27	
Gillespie County Ad Valorem	172,352.21	1,182,222.61
County Clerk Managed Account		
Checking Account		
County Clerk Escrow	31,642.58	31,642.58
Sheriff Managed Account		
Checking Account		
Sheriff Bail Bond Account	45,500.00	45,500.00
District Clerk Managed Account		
Checking Account		
District Clerk Trust	67,234.56	67,234.56
	11,339,496.89	19,323,334.32
		250,000.00
		FDIC Coverage @ SSB&T
		18,096,490.36
		SSB&T Pledged Securities, par value / current face
		18,569,000.25
		SSB&T Pledged Securities, book value
		19,073,334.32
		SSB&T Pledged Securities, fair market value

GILLESPIE COUNTY, TEXAS

Portfolio Asset Summary vs. Security Holdings
As of October 31, 2014

For Funds Held by the County Treasurer and All Fee Offices

Financial Institution Account / Investment Type	Cash Balances as of October 31, 2014	Financial Institution Pledge / Security Holdings
TexPool		
Investment Service for Public Funds		
County Treasurer Managed Investments		
Investment Pool Accounts		
General ... multi-fund account	3,483,171.08	
Interest & Sinking - COB Series 2001/GOB Series 2010	709.99	
District Clerk Holding	519,968.62	
County Clerk Holding	120,484.78	
GOB Series 2013 ... Jail Project	100,995.21	
	4,225,329.68	4,225,329.68
Net Asset Value ... TexPool seeks to maintain a net asset value of \$1.00 (+/- 0.005 allowable) and is designed to be used for investments of funds which may be needed at any time.		
		October 31, 2014, net asset value 1.000005

Financial Institution Account / Investment Type	Cash Balances as of October 31, 2014	Financial Institution Pledge / Security Holdings
Texas Class		
Investment Service for Public Funds		
County Treasurer Managed Investments		
Investment Pool Account		
GOB Series 2013 ... Jail Project	2,132,014.78	2,132,014.78
	2,132,014.78	2,132,014.78
Net Asset Value ... Texas Class seeks to maintain a net asset value of \$1.00 (+/- 0.005 allowable) and is designed to be used for investments of funds which may be needed at any time.		
		October 31, 2014, net asset value 1.00

GILLESPIE COUNTY, TEXAS

Portfolio Asset Summary vs. Security Holdings
 As of October 31, 2014

For Funds Held by the County Treasurer and All Fee Offices

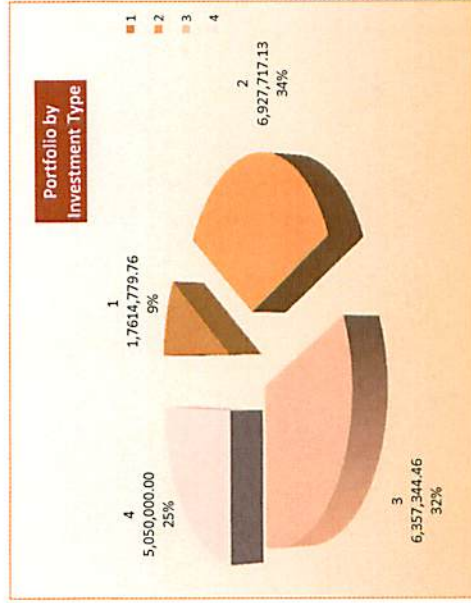
Financial Institution Account / Investment Type	Cash Balances as of October 31, 2014			Financial Institution Pledge / Security Holdings
Blanco National Bank	Account Balances			Pledge / Security Holdings
County Treasurer Managed Investments				
Certificates of Deposit .. General Fund (10)				
0.45% per annum, paid monthly .. maturity 11.07.2014	100,000.00			
0.45% per annum, paid monthly .. maturity 02.11.2015	100,000.00			
0.45% per annum, paid monthly .. maturity 01.02.2015	100,000.00			
0.45% per annum, paid monthly .. maturity 07.19.2015	100,000.00			
0.45% per annum, paid monthly .. maturity 03.07.2015	100,000.00			
0.45% per annum, paid monthly .. maturity 09.07.2015	100,000.00			
0.45% per annum, paid monthly .. maturity 10.07.2014	100,000.00			
0.45% per annum, paid monthly .. maturity 05.28.2015	100,000.00			
0.45% per annum, paid monthly .. maturity 05.28.2015	100,000.00			
0.45% per annum, paid monthly .. maturity 08.02.2015	100,000.00			
0.45% per annum, paid monthly .. maturity 11.02.2014	100,000.00			
0.45% per annum, paid monthly .. maturity 12.02.2014	100,000.00			
0.45% per annum, paid monthly .. maturity 04.18.2015	100,000.00			
0.45% per annum, paid monthly .. maturity 11.22.2014	100,000.00			
0.45% per annum, paid monthly .. maturity 01.30.2015	100,000.00			
0.45% per annum, paid monthly .. maturity 01.30.2015	100,000.00			
0.45% per annum, paid monthly .. maturity 03.05.2015	100,000.00			
0.45% per annum, paid monthly .. maturity 04.01.2015	100,000.00			
0.45% per annum, paid monthly .. maturity 12.01.2014	100,000.00			
0.45% per annum, paid monthly .. maturity 04.01.2015	100,000.00			
0.45% per annum, paid monthly .. maturity 04.01.2015	100,000.00		2,664,724.39	BNB Pledged Securities..par value
0.45% per annum, paid monthly .. maturity 04.15.2015	100,000.00		2,810,457.40	BNB Pledged Securities..book value
0.45% per annum, paid monthly .. maturity 06.01.2015	100,000.00		2,921,800.88	BNB Pledged Securities..fair market value
0.45% per annum, paid monthly .. maturity 06.15.2015	100,000.00	2,400,000.00	2,400,000.00	250,000.00 FDIC Coverage @ BNB
			3,171,800.88	

GILLESPIE COUNTY, TEXAS

Portfolio Asset Summary vs. Security Holdings
As of October 31, 2014


For Funds Held by the County Treasurer and All Fee Offices

Financial Institution Account / Investment Type	Cash Balances as of October 31, 2014	As Of October 31, 2014	As Of October 31, 2014	Financial Institution Pledge / Security Holdings
Total Assets		20,096,841.35	28,852,479.66	Total Securities



Portfolio by Investment Type
As of October 31, 2014

1	1,761,779.76	Checking Accounts
2	6,927,717.13	Sweep Accounts
3	6,357,344.46	Investment Pools
4	5,050,000.00	Certificates of Deposit
	20,096,841.35	Total



Portfolio by Financial Institution
As of October 31, 2014

1	11,339,496.89	Security State Bank & Trust
2	4,225,329.68	TexPool
3	2,400,000.00	Bianco National Bank
4	2,132,014.78	Texas Class
	20,096,841.35	Total

GILLESPIE COUNTY, TEXAS

Portfolio Asset Summary vs. Security Holdings
As of October 31, 2014

For Funds Held by the County Treasurer and All Fee Offices

Financial Institution Account / Investment Type	Cash Balances as of October 31, 2014	Financial Institution Pledge / Security Holdings
<p style="text-align: center;">Deposit and Investment Risk Disclosure</p> <p>General Statement ... The County continues to take a conservative approach to investment of county funds. Investment strategies are built on cash flow versus fund name. County funds are predominantly invested in TexPool ... an investment service for public funds ... and certificate of deposits. Depository interest-bearing checking accounts are used more as clearing accounts than a type of investment.</p> <p>The General Checking Account (multi-fund account) ... interest-bearing, with a one dollar (\$1.00) threshold ... is attached to a sweep account with a \$25,000.00 required minimum balance. This holds the same for the GOB Series 2013 Account ... it is interest-bearing, with a one dollar (\$1.00) threshold ... and is attached to a sweep account with a \$25,000.00 required minimum balance.</p> <p>Custodial Risk ... All deposits/investments with any banking institution are collateralized over 100%, all collateral (exclusive FDIC coverage) is placed with a third party that is not a depository of the County, and collateral is pledged to Gillespie County.</p> <p>Interest Rate Risk ... The County does not have a formal investment policy that limits investment maturities as a means of managing its exposure to fair value losses arising from changing interest rates.</p> <p>At October 31, 2014, the County had no investments other than those in an investment pool that would be effected.</p> <p>Certificates of Deposit are normally held at one year maturities and maturity dates are staggered.</p> <p>Occasionally CD's are originally invested for periods of less or over a year to optimize a staggered portfolio.</p> <p>CD's are held at face values with interests paid to the County monthly.</p> <p>Credit Risk ... <u>At October 31, 2014, the County has no investments</u> in commercial paper, corporate bonds, mutual funds.</p> <p>At October 31, 2014, TexPool was rated AAAM by Standard & Poor's.</p> <p>At October 31, 2014, Texas Class was rated AAAM by Standard & Poor's.</p> <p>Concentration of Credit Risk ... The County does not place any limit on the amount the County may invest with any type of investment or issuer. However, considering the current economy the County has kept lower cocentrations in any one issuer.</p> <p>At October 31, 2014, the County had its assets/investments invested by investment type</p> <ul style="list-style-type: none"> 31.6336 % in investment pools 25.1283 % in certificate of deposit(s) 8.7665 % in checking, money market, passbook accounts 34.4717 % in sweep accounts <p>At October 31, 2014, the County had its assets/investments invested by issuer</p> <ul style="list-style-type: none"> 21.0248 % in TexPool 56.4243 % in Security State Bank & Trust 11.9422 % in Blanco National Bank 10.6087 % in Texas Class 		

FY2014-2015
Gillespie County, Texas
County Treasurer Monthly Financial Statement
Of Funds Managed by County Treasurer



For the Period Ended October 31, 2014

Laura Lundquist, C.C.T., C.I.O.
Gillespie County Treasurer


Maintenance & Operating, COB/GOB, Special Revenue, Special Revenue..Grants, Trust and Agency						
Month	09.30.2014					10.31.2014
To Date	Cash Balance	Receipts	Disbursements	Allocations	Adjustments	Cash Balance
M&O	10,671,669.71	1,475,192.86	1,262,126.86			10,884,735.71
COB ... GOB Operating	5,249,856.00	765.21	758,016.84			4,492,604.37
COB ... GOB I&S	217,647.17	48,097.18				265,744.35
Special Revenue	1,574,226.08	154,427.79	35,097.18			1,693,556.69
Special Revenue ... Grants	75,733.11					75,733.11
Trust and Agency	676,464.93	125,509.84	236,184.06			565,790.71
Totals	18,465,597.00	1,803,992.88	2,291,424.94	0.00	0.00	17,978,164.94
County Funds						

Clerks of the Courts Trust Funds						
Month	09.30.2014					10.31.2014
To Date	Cash Balance	Receipts	Disbursements	Allocations	Adjustments	Cash Balance
M&O	10,671,669.71	1,475,192.86	1,262,126.86			10,884,735.71
COB ... GOB Operating	5,249,856.00	765.21	758,016.84			4,492,604.37
COB ... GOB I&S	217,647.17	48,097.18				265,744.35
Special Revenue	1,574,226.08	154,427.79	35,097.18			1,693,556.69
Special Revenue ... Grants	75,733.11					75,733.11
Trust and Agency	676,464.93	125,509.84	236,184.06			565,790.71
Totals	18,465,597.00	1,803,992.88	2,291,424.94	0.00	0.00	17,978,164.94
County Funds						

Clerks of the Courts Trust Funds						
Month	09.30.2014					10.31.2014
To Date	Cash Balance	Receipts	Disbursements	Allocations	Adjustments	Cash Balance
District Clerk Trust	519,956.80	11.82				519,968.62
County Clerk Trust	120,482.05	2.73				120,484.78
Totals	640,438.85	14.55	0.00	0.00	0.00	640,453.40
Clerk Trusts						

Clerks of the Courts Trust Funds						
Month	09.30.2014					10.31.2014
To Date	Cash Balance	Receipts	Disbursements	Allocations	Adjustments	Cash Balance
District Clerk Trust	519,956.80	11.82				519,968.62
County Clerk Trust	120,482.05	2.73				120,484.78
Totals	640,438.85	14.55	0.00	0.00	0.00	640,453.40
Clerk Trusts						

Respectfully submitted,



 Laura Lundquist, C.C.T., C.I.O.
 Gillespie County Treasurer

The State of Texas, County of Gillespie

Before me, the undersigned authority, this day personally appeared Laura Lundquist, County Treasurer, to me well known, who, being duly sworn, desposes and says that the above and foregoing report is true and correct.

Witness my hand and seal of this office, this _____ day of _____, _____ A.D.

 Mary Lynn Rusche, County Clerk
 County of Gillespie, State of Texas

Compared, examined, and accepted in open Commissioners Court this _____ day of _____, _____ A.D.

 Mark Stroehrer, County Judge

 Curtis Cameron, Commissioner Pct No 1

 William A. Roeder, Commissioner Pct No 2

 Calvin Ransleben, Commissioner Pct No 3

 Donald W. Schuch, Commissioner Pct No 4